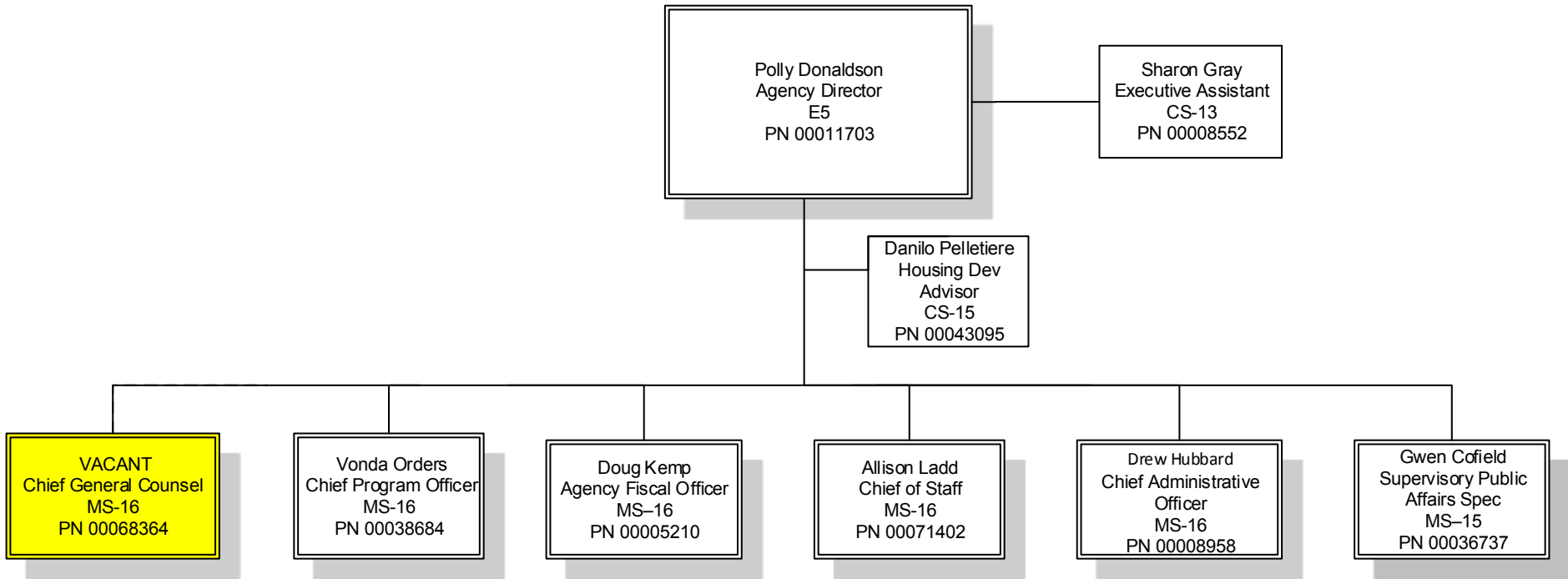




Department of Housing and Community Development (DHCD)

Office of the Director/Performance Management Division
As of 2/18/2016

8



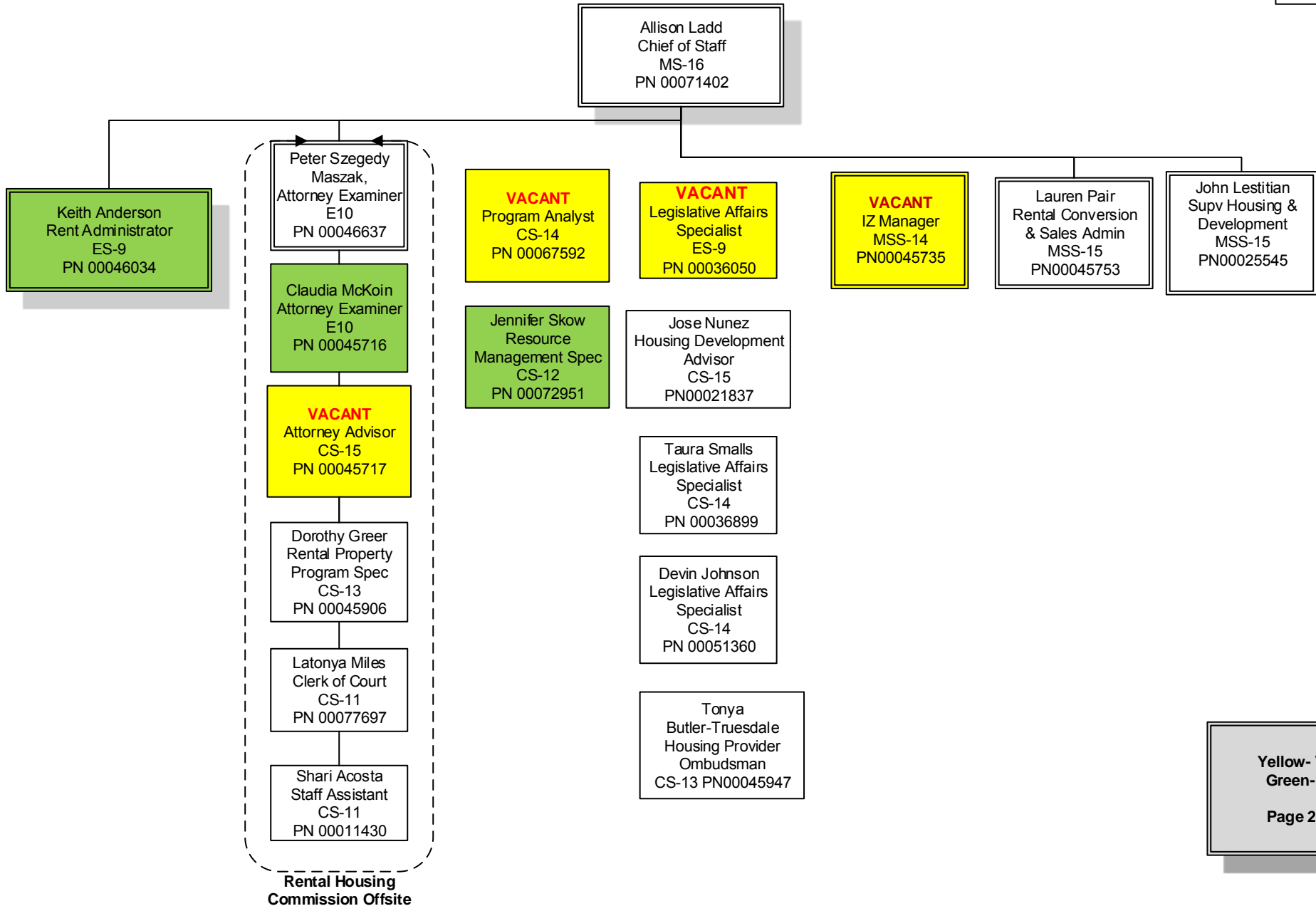
Yellow- Vacant
Green- Term
Page 1 of 14



Department of Housing and Community Development (DHCD)

Office of the Chief of Staff

17



Yellow- Vacant
Green- Term
Page 2 of 14



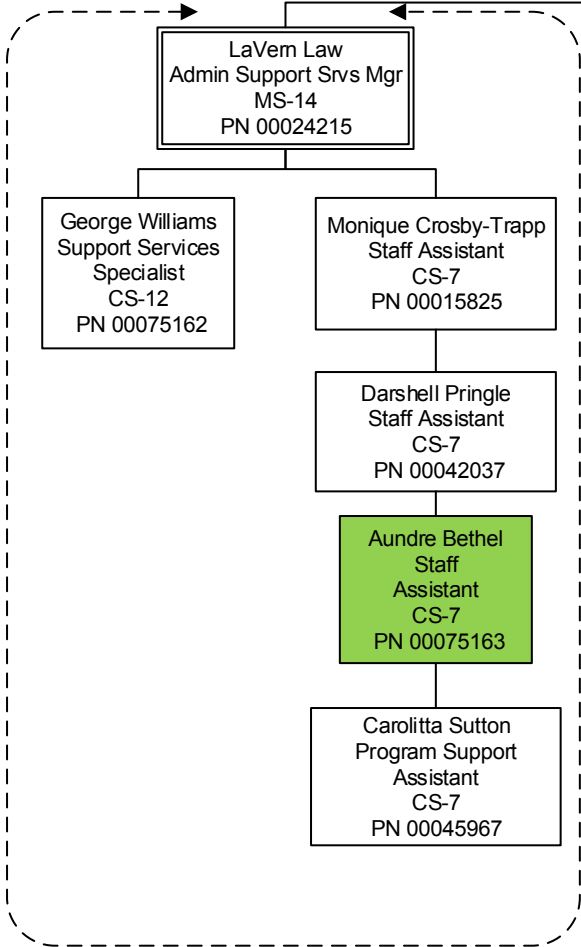
Department of Housing and Community Development (DHCD)

Office of the Chief Administrative Officer

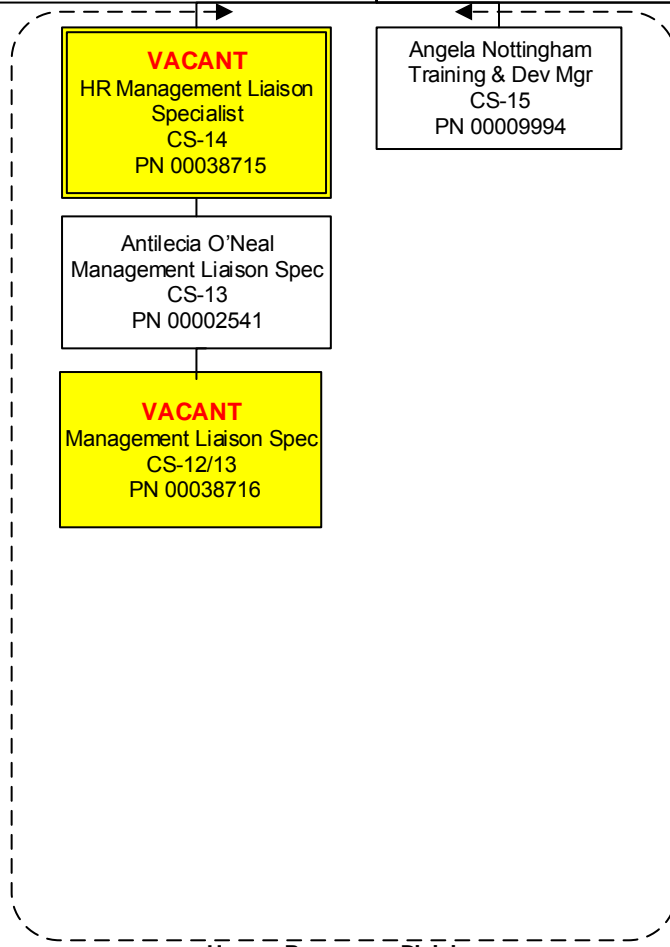
18

Mozella Boyd-Johnson
Staff Assistant
CS-12
PN 00084830

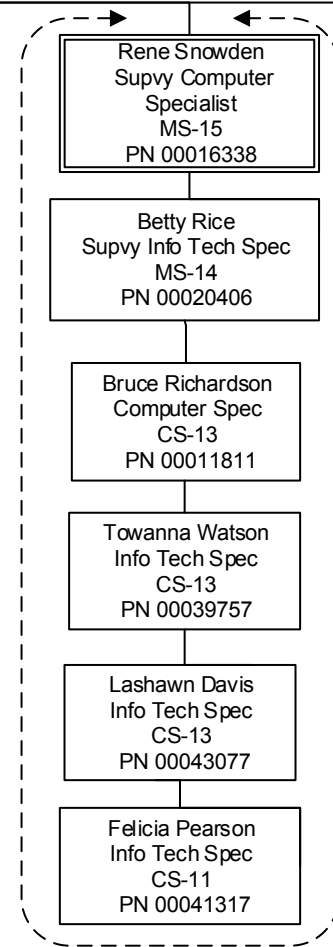
Drew Hubbard
Chief Administrative Officer
MS-16
PN 00008958



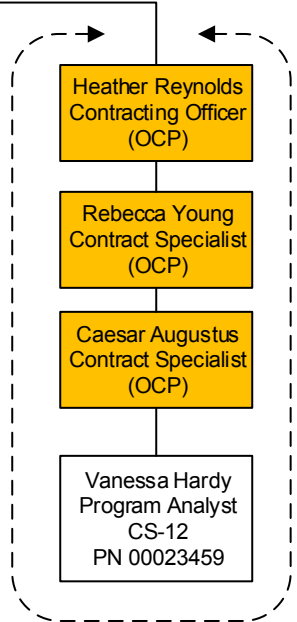
Administrative Support Services Division



Human Resources Division



Information Technology Division



Procurement

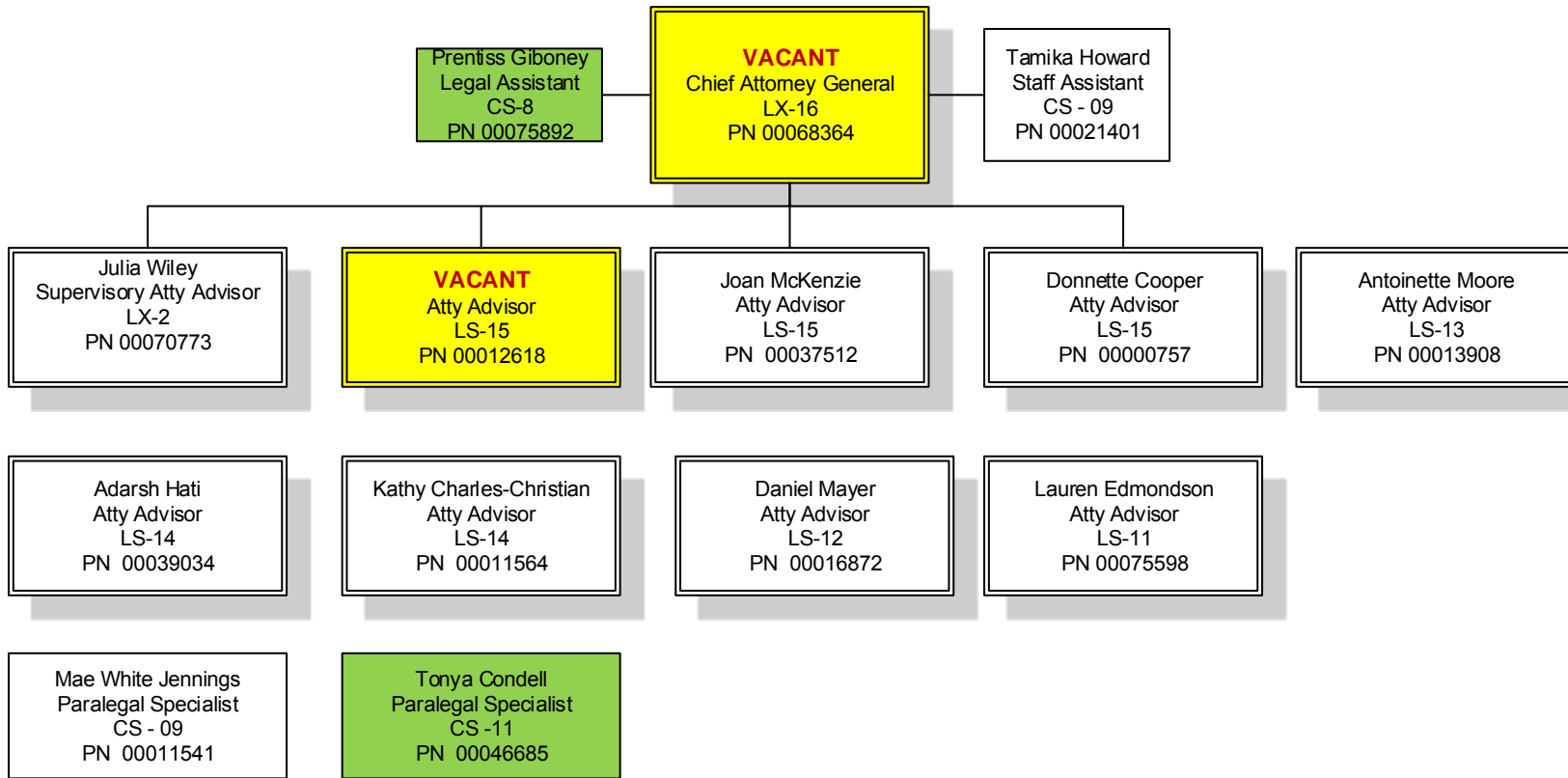
Yellow- Vacant
Green- Term
Orange- Non DHCD Employee
Page 3 of 14



Department of Housing and Community Development (DHCD)

Office of the Attorney General

13



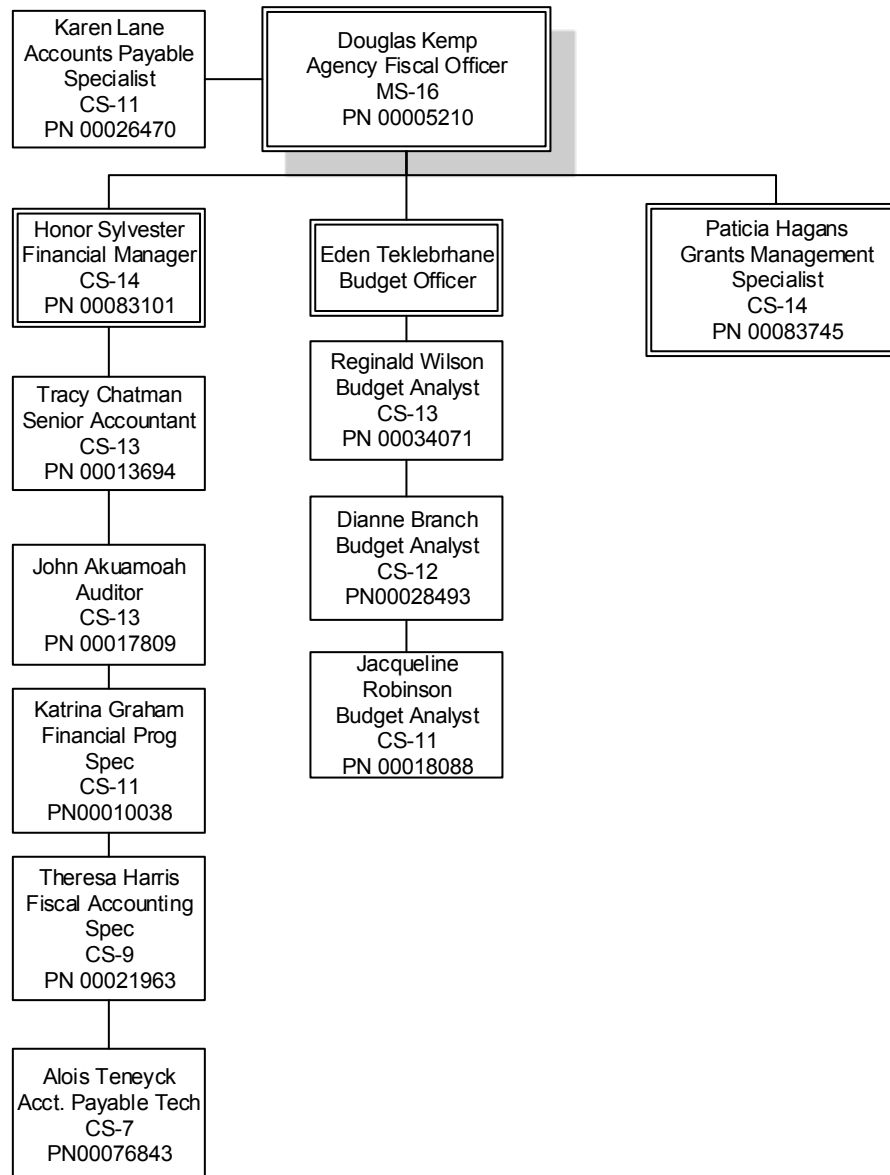
Yellow- Vacant
Green- Term
Page 4 of 14



Department of Housing and Community Development (DHCD)

Office of the Chief Financial Officer

12



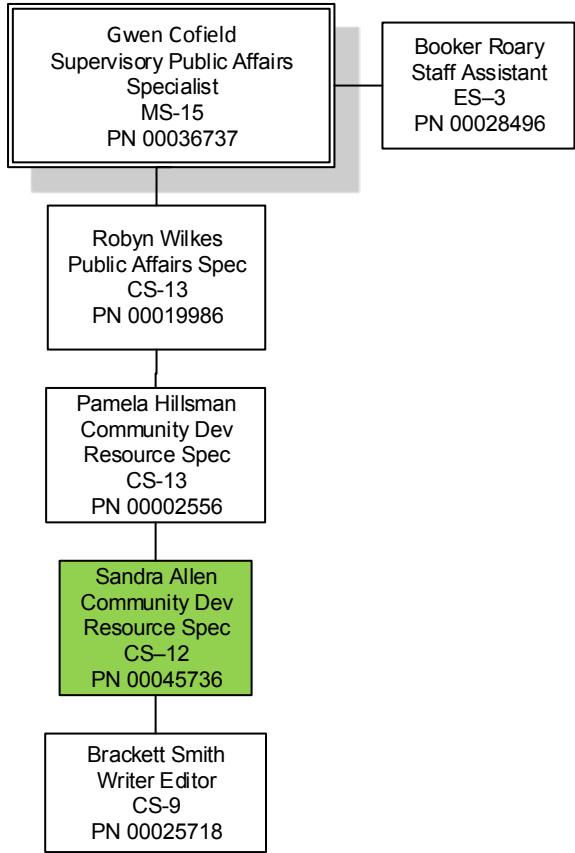
Yellow- Vacant
Green- Term
Page 5 of 14
5



Department of Housing and Community Development (DHCD)

Office of Communications & Community Outreach

5



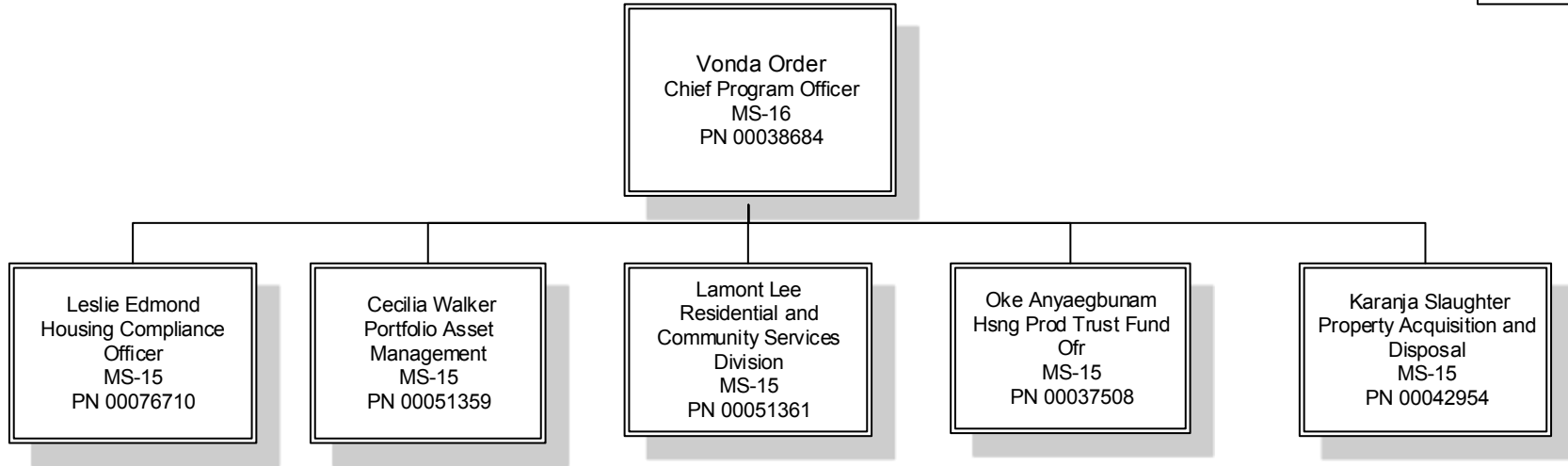
Yellow- Vacant
Green- Term
Page 6 of 14



Department of Housing and Community Development (DHCD)

Office of the Deputy Director

5



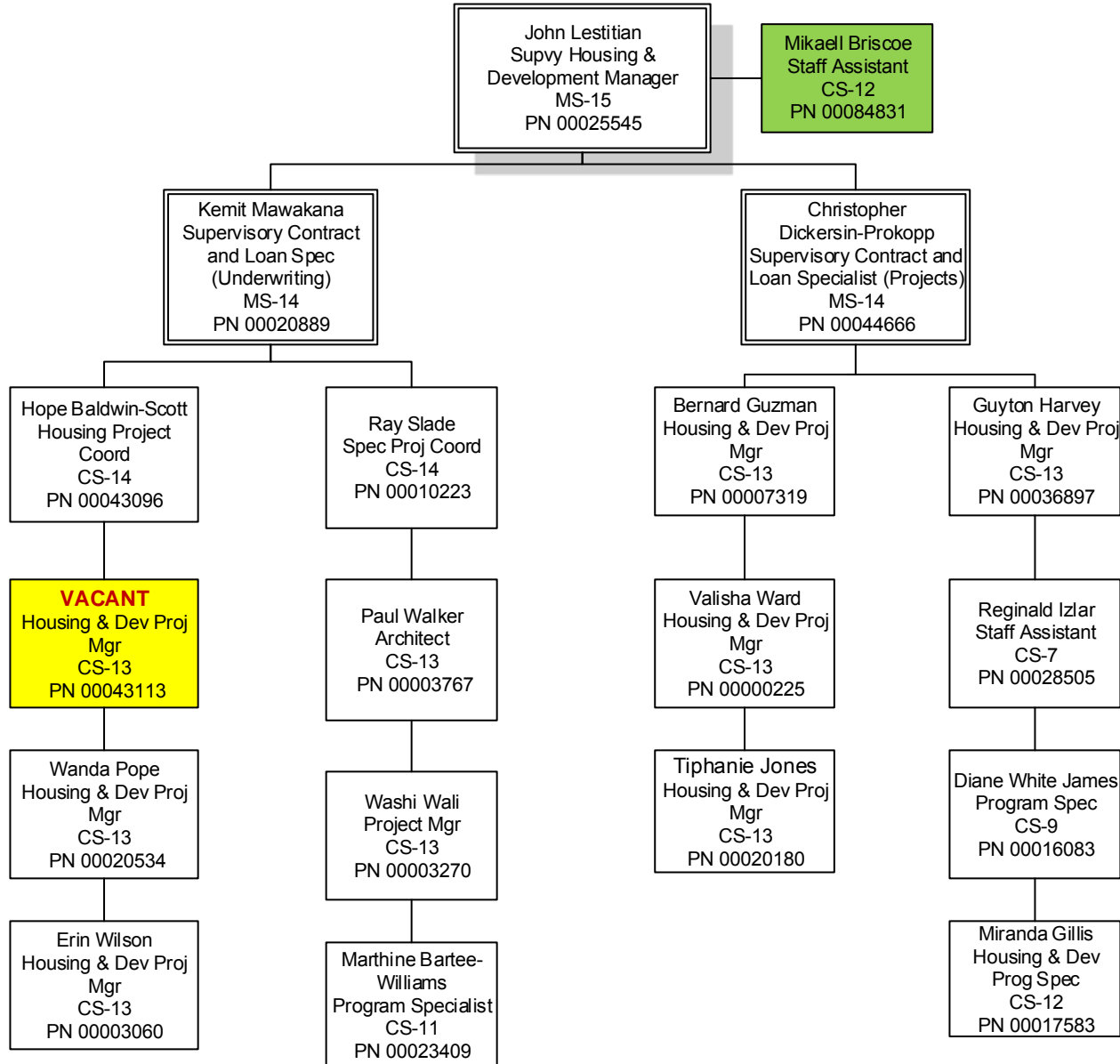
Yellow- Vacant
Green- Term
Page 7 of 14



Department of Housing and Community Development (DHCD)

Development Finance Division (DFD)

18



Yellow- Vacant
Green- Term
Page 8 of 14
8

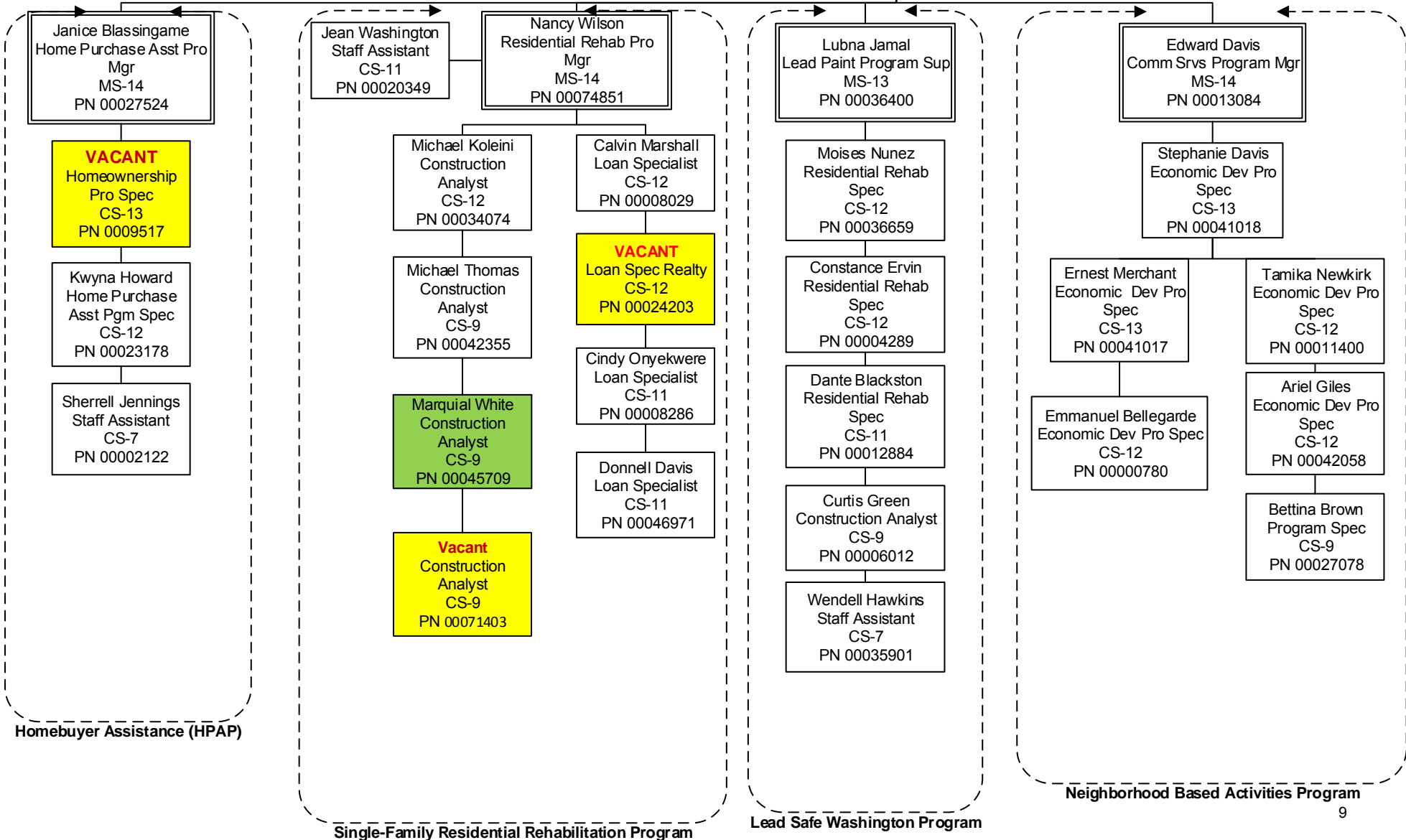


Department of Housing and Community Development (DHCD)

Residential and Community Services Division

Yellow- Vacant
Green- Term
Page 9 of 14

Lamont Lee
Supervisory Program Manager
CS-15
PN 00051361

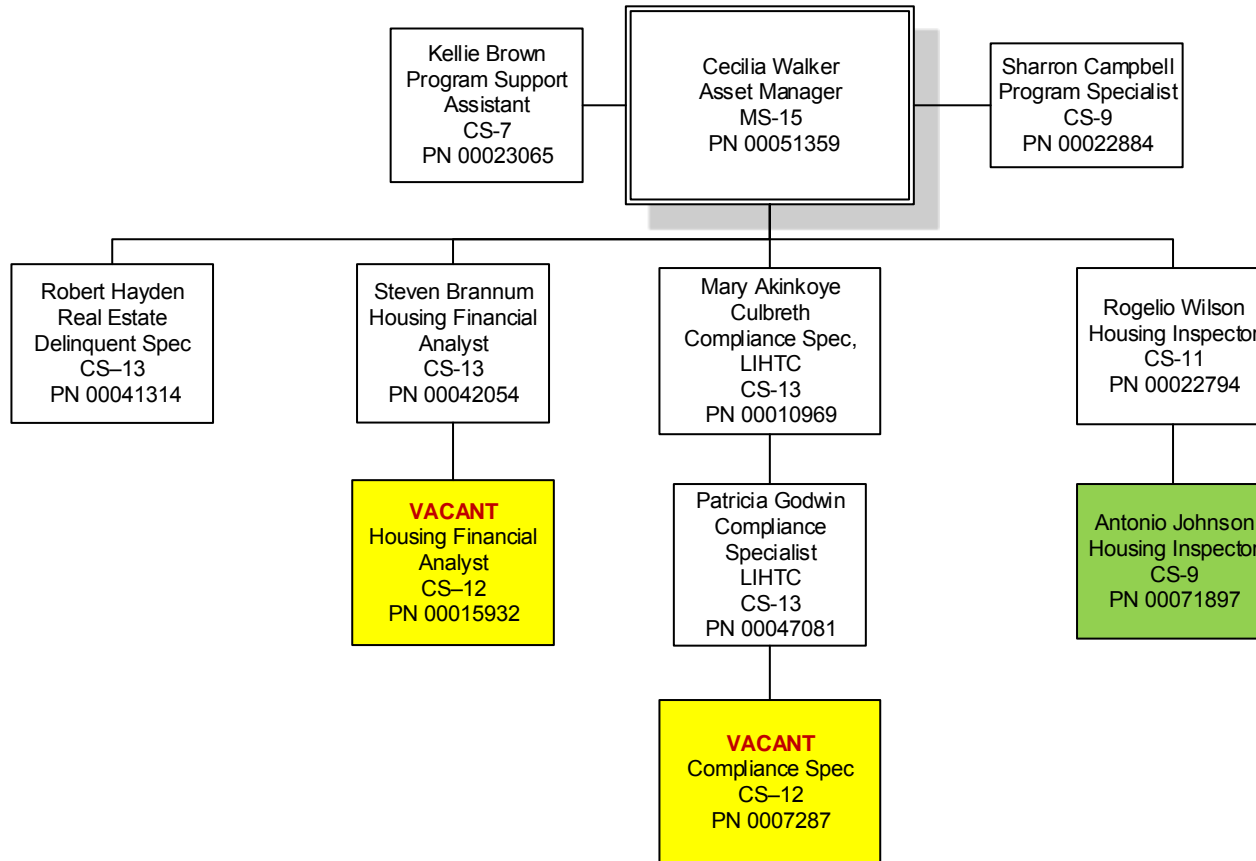




Department of Housing and Community Development (DHCD)

10

Portfolio and Asset Management



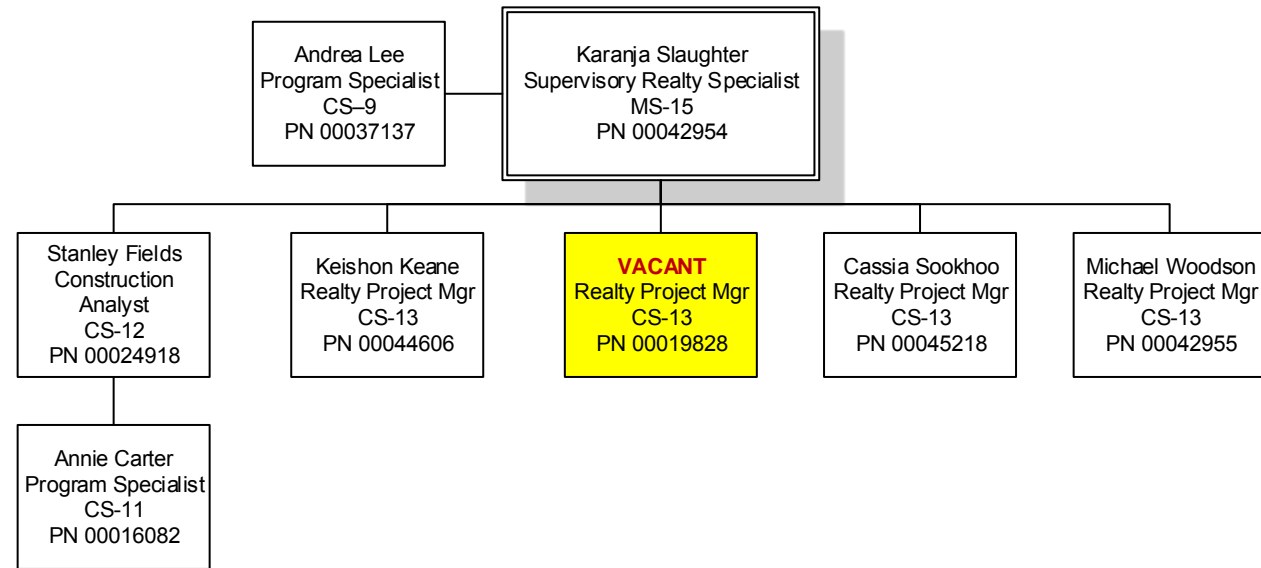
Yellow- Vacant
Green- Term
Page 10 of 14



Department of Housing and Community Development (DHCD)

7

Property Acquisition and Disposition Division (PADD)



Yellow- Vacant
Green- Term
Page 11 of 14

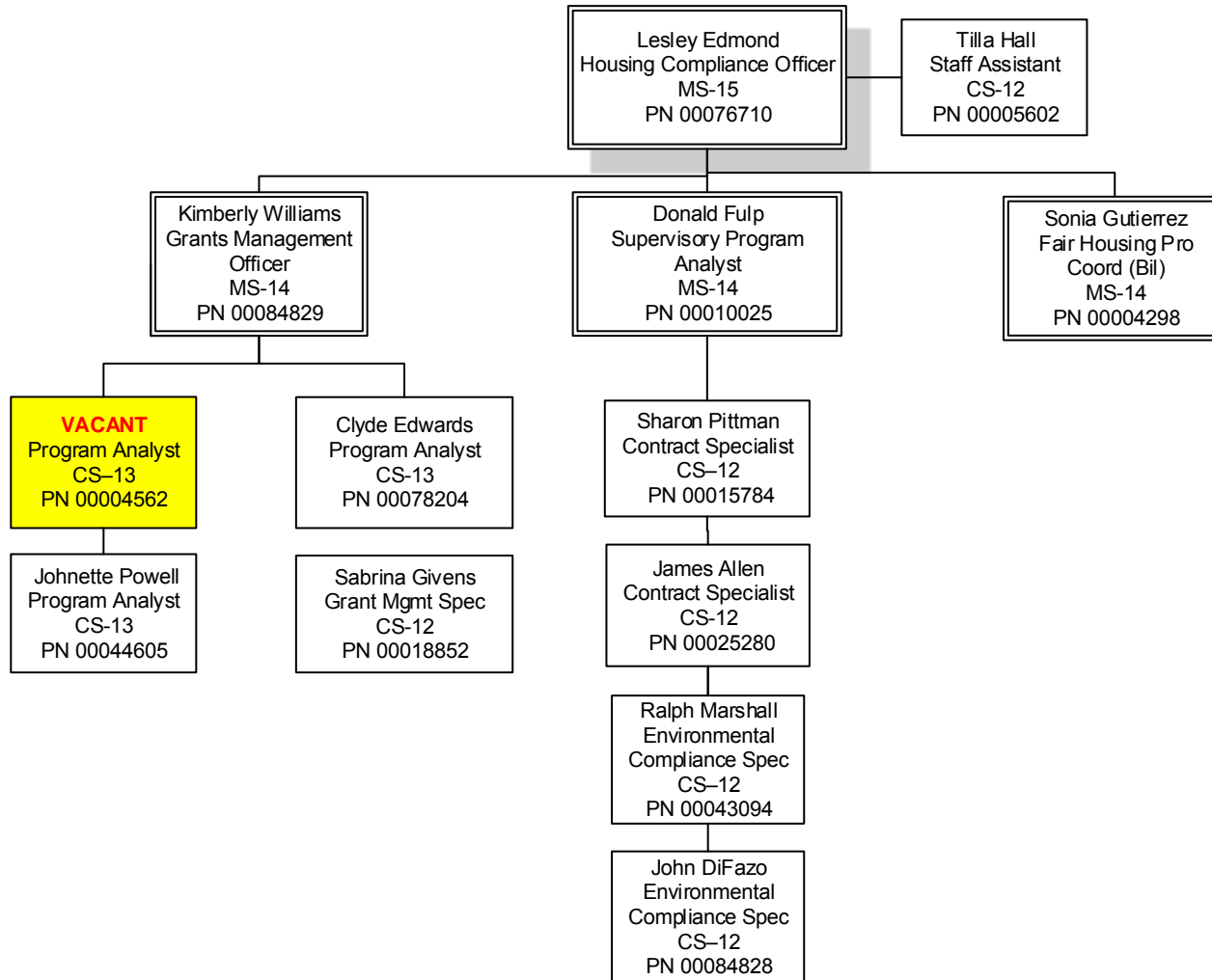


Department of Housing and Community Development

(DHCD)

Program Monitoring

12



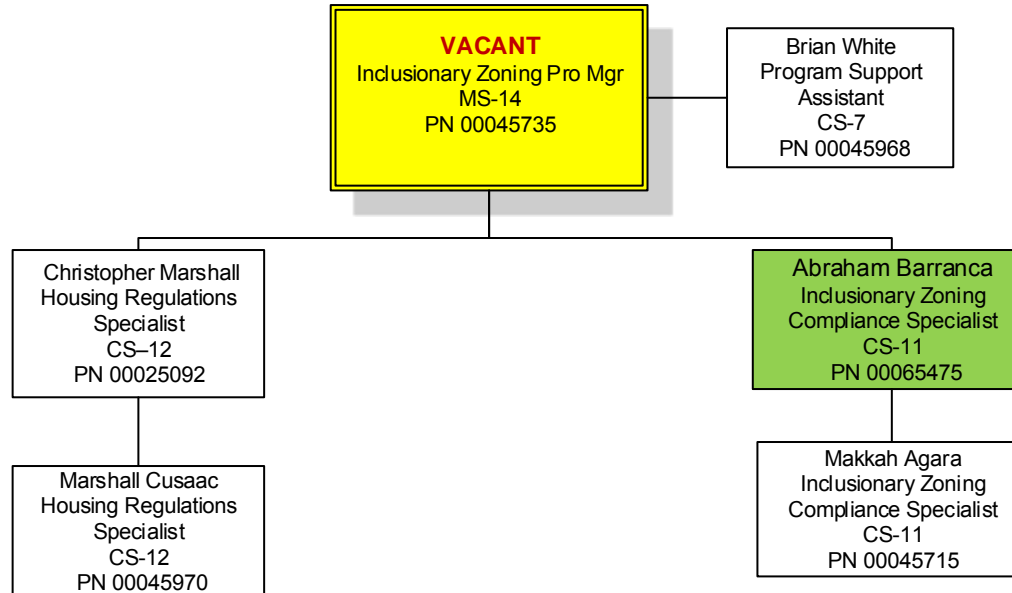
Yellow- Vacant
Green- Term
Page 12 of 14



Department of Housing and Community Development (DHCD)

Inclusionary Zoning and Affordable Dwelling Units Program

5

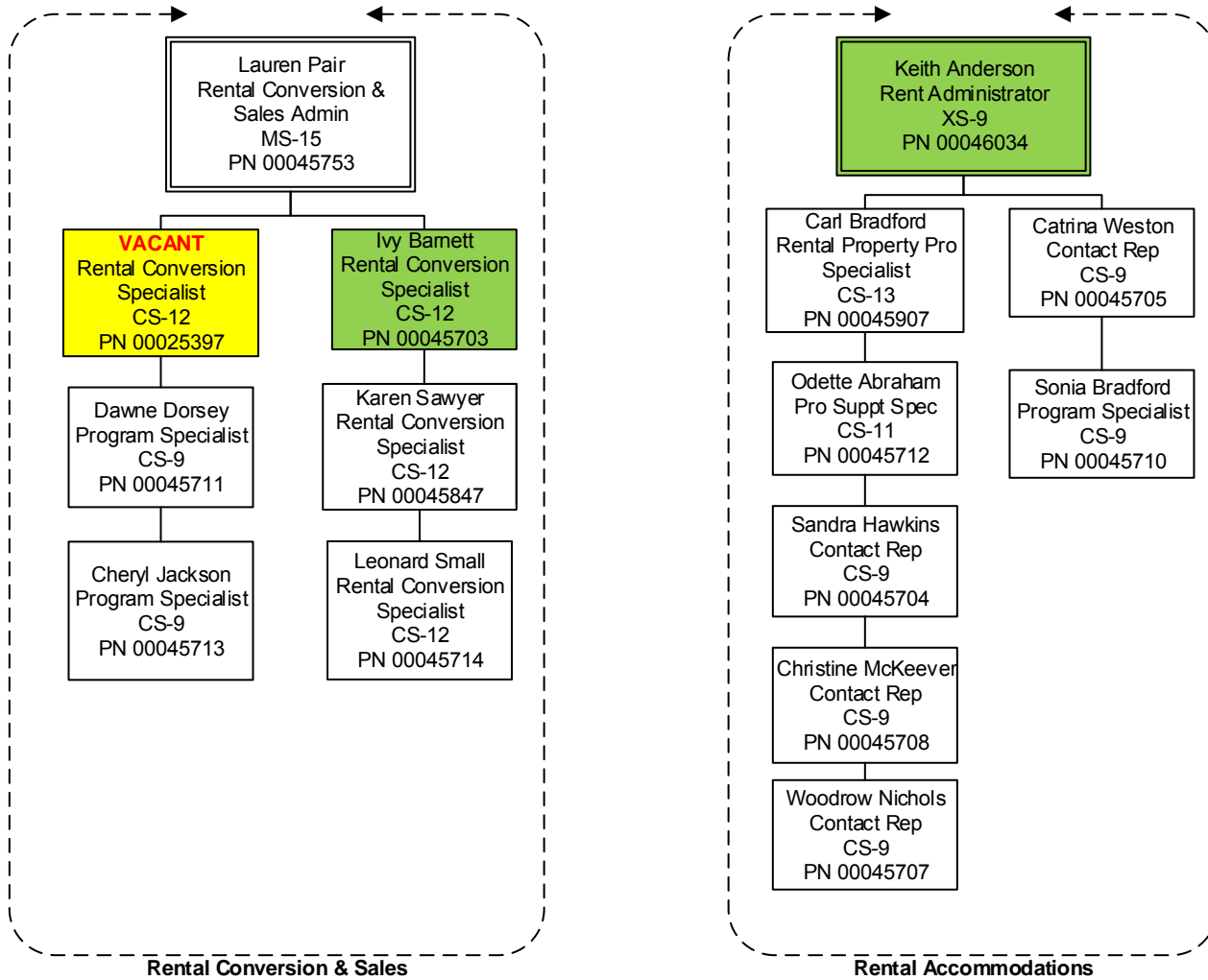


Yellow- Vacant
Green- Term
Page 13 of 14



Department of Housing and Community Development (DHCD)

Rental Housing Administration



To answer Council Question 1b-c

Functions and Responsibilities /Organizational Structure

OVERVIEW

The Department of Housing and Community Development (DHCD) fundamental activities consist of financial operations, administration of regulations and support of the independent Rental Housing Commission. The specific strategic objectives that DHCD focuses on to stimulate economic development and spur the dream of home ownership in underserved communities are (1) preserve and increase the supply of quality affordable housing throughout the District, (2) increase homeownership opportunities to residents of low and moderate income households, and (3) revitalize District neighborhoods by promoting community development that embraces economic opportunities for local businesses. DHCD creates and preserves affordable housing by providing low-cost gap financing and subsidies for single-family residential rehabilitation and multi-family construction projects to garner affordable rental and homeownership opportunities throughout the city.

SUMMARY OF SERVICES BY DIVISION

The Department of Housing and Community Development operates through the following 9 divisions and 1 Office of Director:

The Office of the Director/Agency Management (OTD) - leads DHCD in meeting its mission to create and preserve opportunities for affordable housing and economic development and to revitalize underserved communities in the District of Columbia. DHCD has three strategic objectives: (1) preserving and increasing the supply of quality affordable housing; (2) increasing homeownership opportunities; and (3) revitalizing neighborhoods, promoting community development, and providing economic opportunities.

Changes to the Office of the Director

- **Chief Program Officer (CPO)** - In FY15 the position of Deputy Director was eliminated and the CPO position was created. Of the functions and program areas formerly under the purview of the Deputy Director, the CPO assumed responsibility for Residential and Community Services Division, Property Acquisition and Disposition Division, Portfolio and Asset Management Division, and the Program Monitoring Division. The remaining program areas formerly assigned to the Deputy Director, the Development Finance Division and the Housing Regulation Administration, now fall under the purview of the Chief of Staff.
- **Communications Division**-This division is responsible for the all strategic communications, media relations, and public relations for the Agency. It is led by the Supervisory Public Affairs Specialist (Communications Director by working title) and 5 staff members.
- **Procurement**- the Office of Contracting and Procurement has placed a contracting officer and specialist with DHCD to focus on procurements specific to the Agency. This staff of 3 reports to the Office of Contracting and procurement but takes direction from the Chief Administrative Officer of DHCD.

Development Finance Division (DFD) – provides funding for the development of rental, homeownership and community facility developments that serve District of Columbia neighborhoods. As both the creation and preservation of affordable housing units are important to DHCD, DFD plays a prominent role in helping the agency achieve its annual multifamily housing production goals.

This division contains the following 2 activities:

- **Affordable Housing Project Financing** – provides funding through a competitive Request for Proposal (RFP) funding process that targets communities and types of development needed to revitalize neighborhoods. This activity also provides development financing and regulatory oversight to nonprofit and for-profit developers so that they can develop properties as affordable ownership and rental units. This activity includes the preparation of Notice of Funding Availability and RFP documents, management of the application and selection process, project management meetings, construction overviews, underwriting, architectural reviews, monitoring reports, funding request presentations, loan closings, and project monitoring services; and
- **Community Facilities Project Financing** – provides funding through a competitive Request for Proposal (RFP) funding process for development financing and regulatory oversight to nonprofit and for-profit developers so that they can develop properties as neighborhood community/commercial facilities. This activity includes the preparation of Notice of Funding Availability and RFP documents, management of the application and selection process, project management meetings, construction overviews, underwriting, architectural reviews, monitoring reports, funding request presentations, loan closings, and project monitoring services

Residential and Community Services Division (RCSD) – provides funding for programs focused on household level housing needs and neighborhood revitalization. RCSD works through neighborhood-based organizations providing comprehensive housing counseling, small business technical assistance and façade improvement opportunities. RCSD administers the District’s Home Purchase Assistance Program and Employee Assisted Housing Programs, which provide financial assistance for low and moderate-income households and District Government employees for the purpose of first-time home purchase. The Division also provides rehabilitation resources, including grants for lead hazard remediation to eligible units and loans as well as grants to income-qualified owner-occupant District residencies in order to preserve homeownership in the District.

This division contains the following 6 activities:

- **Community Services – Housing Counseling (Neighborhood Based Activities)** – provides funding for counseling services to tenants, potential homeowners, and current homeowners in support of various DHCD programs;
- **Community Services – Commercial Revitalization** – provides grants to neighborhood-based organizations for technical assistance to small businesses and storefront façade improvements in commercial corridors;
- **Residential Services – Home Purchase Assistance Program (HPAP)** – provides down payment and closing cost assistance to low and moderate income District residents so that they can become first-time homebuyers in the District of Columbia;
- **Residential Services – Employer Assisted Housing Program (EAHP)** – provides down payment and closing cost assistance to qualified District of Columbia government employees;
- **Residential Services – Lead Safe Washington** – provides funding to reduce lead-based paint hazards in eligible single- and multi-family dwellings; and
- **Residential Services – Single Family Rehabilitation** – helps households finance up to \$75,000 in loans for home repairs that will address District housing code violations, such as repairing walls and floors, replacing windows, and repairing plumbing, electrical, and heating systems.

Property Acquisition and Disposition Division (PADD) – stabilizes neighborhoods by decreasing the number of vacant and abandoned residential properties in the District, and transforming vacant and/or

abandoned residential properties into homeownership opportunities or District of Columbia residents at all income levels. PADD has three main functions: (1) encourage property owners to rehabilitate and/or occupy their vacant and abandoned residential property; (2) acquire vacant, abandoned and deteriorated properties through negotiated friendly sale, eminent domain, donation or tax sale foreclosure; and (3) dispose of properties in the PADD inventory by selling the properties to individuals or developers to be rehabilitated into high quality affordable and market-rate single-family and/or multifamily for-sale housing in District neighborhoods.

This division contains the following 3 activities:

- **Property Acquisition** – acquires vacant, abandoned and deteriorated properties through negotiated friendly sale, eminent domain, donation or tax sale foreclosure when owners are unwilling or unable to maintain their properties;
- **Property Disposition** – disposes of properties in the PADD inventory by selling the properties to individuals or developers to be rehabilitated into high quality affordable and market-rate single-family and/or multifamily for-sale housing in District neighborhoods; and
- **Property Management** – provides funding for the maintenance of properties in PADD’s inventory until they can be disposed of to create affordable housing units.

Portfolio and Asset Management Division (PAMD) – provides portfolio management and oversight to outstanding loans to DHCD and manages the allocation of Low Income Housing Tax Credits (LIHTC). Established in FY 2008, the division monitors the status of existing loans to ensure compliance with loan covenants and collections of loans that are due and conducts the reviews of the risks and relationships of potential borrowers to protect the Department’s assets.

This division contains the following 2 activities:

- **Portfolio and Asset Management** – monitors the status and ensures the performance of all loans in the Department’s portfolio; and
- **Tax Credit Allocation** – manages the allocation of the District’s share of Low Income Housing Tax Credits (LIHTC) issued by the U.S. Treasury Department in accordance to the Internal Revenue Code, Section 42, and the District’s Qualified Allocation Plan (QAP).

Program Monitoring Division (PMD) – conducts oversight and reviews of DHCD projects and funding recipients. Its core functions include the following types of oversight: (1) contract compliance – completing various federally required compliance reviews as part of the underwriting and project development process; (2) quality assurance – monitoring the compliance of DHCD funded sub-recipients with federal HOME Investments Partnership Program (HOME) and Community Development Block Grant Program (CDBG) funding requirements; and (3) compliance monitoring – ensuring projects developed by DHCD through the Housing Production Trust Fund (HPTF), CDBG, HOME and Low Income Housing Tax Credit (LIHTC) programs remain in compliance with federal and local program requirements throughout the duration of the project’s period of affordability.

This division contains the following 3 activities:

- **Contract Compliance** – provides oversight and monitoring services of DHCD projects to ensure the Department's use of project funds fully complies with the Department of Housing and Urban Development (HUD) and District regulations;
- **Quality Assurance** – provides program review and performance evaluation to DHCD and contractors so that they can operate in full compliance with regulations in the most effective and efficient manner possible; and
- **Homelessness Prevention Compliance** – monitors programs aimed at preventing individuals and families from becoming homeless to ensure compliance with federal rules and regulations.

Changes to Program Monitoring Division

- The Program Monitoring Division includes Grants Management as of FY 15. Grants Management is under the direction of the Grants Management Officer and 3 staff members.

Housing Regulation Administration (HRA) – administers residential housing regulations relating to condominium and cooperative conversions, rent adjustment procedures, licensing, and other related matters. It is composed of two divisions: the Rental Accommodations Division (RAD) and the Rental Conversion and Sales Division (CASD), and manages the DHCD Housing Resource Center.

This division contains the following 3 activities:

Rental Conversion and Sales Division (CASD) – administers the District's tenant opportunity to purchase program, regulates the conversion of property to condominiums and cooperatives, registers condominium and cooperative projects, and administers the structural defect warranty claim program;

- **Rental Accommodations Division (RAD)** – administers the District's rent stabilization program, including registering and licensing rental housing, administering rent adjustments procedures, processing landlord and tenant petitions, providing conciliation services, and acting as a repository for notices to vacate and all rental property records; and
- **Housing Resource Center (HRC)** – provides rental housing services to landlords and tenants as well as information to the public on all of the Department's services for first-time homebuyers, developers of affordable housing projects, and low-income homeowners. The Housing Resource Center also includes the Office of the Tenant Advocate, access to the Affordable Housing Locator, and an office of University Legal Services for on-site housing counseling.

Rental Housing Commission (RHC) – enforces the Rental Housing Act of 1985, as amended. The commission has three statutory functions in order to preserve and increase the supply of quality affordable housing in the District: (1) issue, amend and rescind regulations that are promulgated for enforcement of the Act; (2) certify and publish the annual adjustment of general applicability to rents and/or rent ceilings, which adjustment is based upon annual changes (if any) in the Consumer Price Index for the applicable region in which the District of Columbia is located; and (3) decide appeals brought to the Commission from the Rent Administrator and the Office of Administrative Hearings (OAH). Although the Commission is an independent quasi-judicial body, it has direct reporting responsibility to DHCD on administrative, management, and budgetary matters.

Agency Financial Operations – provides comprehensive and efficient financial management services to, and on behalf of, District agencies so that the financial integrity of the District of Columbia is maintained. This division is standard for all agencies using performance-based budgeting.

DHCD Position Listing - as of February 24, 2016

	Title	Name	Hire Date	Vac Stat	Grade	Step	Salary	Fringe Rate: 22% Total Amount	Total Compensation	Prgm Code	Activity	Department Name	F/P Time	Reg/Temp /Term
1	Program Support Specialist	Abraham,Odette	11/21/1997	F	11	7	\$ 71,212.00	\$ 15,666.64	\$ 86,878.64	8140	0100	Rental Accommodations Division	F	Reg
2	STAFF ASSISTANT	Acosta,Shari R	7/16/2001	F	11	10	\$ 76,969.00	\$ 16,933.18	\$ 93,902.18	9110	0100	Housing Regulation Administrat	F	Reg
3	Inclusionary Zoning Compliance	Agama,Makkah	8/24/2015	F	11	1	\$ 59,698.00	\$ 13,133.56	\$ 72,831.56	8130	0100	Housing Regulation Administrat	F	Reg
4	AUDITOR	Akuamoah,John	10/19/1998	F	13	9	\$ 106,934.00	\$ 23,525.48	\$ 130,459.48	120F	0100	Economic Devel & Reg STAFF	F	Reg
5	CONTRACT SPECIALIST	Allen Jr.,James	3/31/1975	F	12	10	\$ 94,504.00	\$ 20,790.88	\$ 115,294.88	7010	0100	Office of Program Monitoring	F	Reg
6	Community Development Resource	Allen,Sandra	10/22/2012	F	12	9	\$ 85,254.00	\$ 18,755.88	\$ 104,009.88	1090	0100	Office of the Director	F	Term
7	Rent Administrator	Anderson,Keith A	2/24/2003	F	9	0	\$ 111,425.37	\$ 24,513.58	\$ 135,938.95	8140	0100	Rental Accommodations Division	F	Term
8	Hsng. Prod. Trust Fund Ofcr.	Anyaeibunam,Oke C	6/26/2006	F	15	0	\$ 120,321.26	\$ 26,470.68	\$ 146,791.94	1090	0100	Development Finance Div	F	Reg
9	Housing Projects Coordinator	Baldwin-Scott,Hope L	3/6/2006	F	14	6	\$ 116,700.00	\$ 25,674.00	\$ 142,374.00	2010	0300	Development Finance Div	F	Reg
10	Rental Conversion Specialist	Barnett,Ivy N	12/29/2014	F	12	4	\$ 80,746.00	\$ 17,764.12	\$ 98,510.12	8110	0100	Rental Conversions and Sales D	F	Term
11	Inclusionary Zoning Compliance	Barranca,Abraham	12/28/2015	F	11	2	\$ 61,617.00	\$ 13,555.74	\$ 75,172.74	8130	0100	Housing Regulation Administrat	F	Term
12	Program Specialist	Bartee-Williams,Marthine A	4/26/1993	F	11	5	\$ 67,374.00	\$ 14,822.28	\$ 82,196.28	2010	0100	Development Finance Div	F	Reg
13	Economic Dev Program Spec	Bellegarde,Emmanuel A.	4/14/2008	F	12	8	\$ 89,918.00	\$ 19,781.96	\$ 109,699.96	3010	0100	Residential & Community Servs	F	Reg
14	STAFF ASST	Bethel,Aundre	2/9/2015	F	7	2	\$ 42,445.00	\$ 9,337.90	\$ 51,782.90	1030	0100	Administrative Support Servs	F	Term
15	Residential Rehab. Specialist	Blackston,Dante E	8/27/2012	F	11	5	\$ 67,374.00	\$ 14,822.28	\$ 82,196.28	3050	0300	Residential & Community Servs	F	Reg
16	Home Purchase Asst Prog Mgr	Blassingame,Janice L	10/16/2006	F	14	0	\$ 101,110.03	\$ 22,244.21	\$ 123,354.24	3030	0100	Residential & Community Servs	F	Reg
17	Rental Property Program Spec	Bradford,Cari	9/22/1979	F	13	8	\$ 104,207.00	\$ 22,925.54	\$ 127,132.54	8140	0100	Rental Accommodations Division	F	Reg
18	Program Specialist	Bradford,Sonia C	12/30/2002	F	9	4	\$ 54,300.00	\$ 11,946.00	\$ 66,246.00	8140	0100	Rental Accommodations Division	F	Reg
19	BUDGET ANALYST	Branch,Dianne	3/23/2015	F	12	10	\$ 94,502.00	\$ 20,790.44	\$ 115,292.44	110F	0100	Economic Devel & Reg STAFF	F	Reg
20	Housing Financial Analyst	Brannum,Steven	10/1/2012	F	13	6	\$ 98,749.00	\$ 21,724.78	\$ 120,473.78	4510	0100	The Portfolio Management Divis	F	Reg
21	STAFF ASSISTANT	Briscoe,Mikaell O	2/23/2015	F	12	1	\$ 73,867.00	\$ 16,250.74	\$ 90,117.74	2010	0100	Development Finance Div	F	Term
22	Program Specialist	Brown,Bettina	5/20/2002	F	9	3	\$ 52,717.00	\$ 11,597.74	\$ 64,314.74	3010	0100	Residential & Community Servs	F	Reg
23	Program Support Assistant (OA)	Brown,Kellie M	9/15/2008	F	7	2	\$ 42,445.00	\$ 9,337.90	\$ 51,782.90	4510	0100	The Portfolio Management Divis	F	Reg
24	Housing Provider Ombudsman	Butler-Truesdale,Tonya	9/26/2011	F	13	6	\$ 91,297.00	\$ 20,085.34	\$ 111,382.34	8130	0100	Rental Accommodations Division	F	Reg
25	Program Specialist	Campbell,Sharron C	5/20/2002	F	9	7	\$ 59,049.00	\$ 12,990.78	\$ 72,039.78	7020	0100	The Portfolio Management Divis	F	Reg
26	Program Specialist	Carter,Annie Y	7/21/1986	F	11	8	\$ 73,131.00	\$ 16,088.82	\$ 89,219.82	4120	0300	Property Acquisition and Dispo	F	Reg
27	ATTORNEY ADVISOR	Charles-Christian,Kathy K	3/30/2009	F	14	6	\$ 124,749.00	\$ 27,444.78	\$ 152,193.78	1060	0100	Office of the Director	F	Reg
28	Supvy Public Affairs Spec	Cofield,Gwendolyn M.	1/4/2016	F	15	0	\$ 112,000.00	\$ 24,640.00	\$ 136,640.00	1080	0100	Office of the Director	F	Reg
29	Paralegal Specialist	Condell,Tonya Otasha	3/17/2008	F	11	2	\$ 61,617.00	\$ 13,555.74	\$ 75,172.74	1060	0100	Office of the Director	F	Term
30	ATTORNEY ADVISOR	Cooper,Donnette A	2/14/2000	F	15	7	\$ 150,926.00	\$ 33,203.72	\$ 184,129.72	1060	0100	Office of the Director	F	Reg
31	STAFF ASST	Crosby-Trapp,Monique P	10/30/2006	F	7	6	\$ 48,145.00	\$ 10,591.90	\$ 58,736.90	1085	0100	Administrative Support Servs	F	Reg
32	COMPLIANCE SPEC LIHTC	Culbreth Akinkoye,Mary	8/4/1997	F	13	10	\$ 109,665.00	\$ 24,126.30	\$ 133,791.30	4510	0100	The Portfolio Management Divis	F	Reg
33	Housing Regulations Specialist	Cusaac,Marshall Allen	2/25/2013	F	12	3	\$ 78,453.00	\$ 17,259.66	\$ 95,712.66	8130	0100	Housing Regulation Administrat	F	Reg
34	Loan Specialist	Davis,Donnell M	12/20/2010	F	11	2	\$ 61,617.00	\$ 13,555.74	\$ 75,172.74	3060	0300	Residential & Community Servs	F	Reg
35	COMM SRVS PGM MGR	Davis,Edward D.	2/10/2014	F	14	0	\$ 101,846.40	\$ 22,406.21	\$ 124,252.61	3010	0100	Residential & Community Servs	F	Reg
36	INFO TECH SPEC	Davis,Lashawn	1/31/2000	F	13	3	\$ 90,562.00	\$ 19,923.64	\$ 110,485.64	1040	0100	Information Technology Unit	F	Reg
37	Economic Development Program S	Davis,Stephanie	10/9/2001	F	13	8	\$ 104,207.00	\$ 22,925.54	\$ 127,132.54	3010	0300	Residential & Community Servs	F	Reg
38	Supervisory Contract and Loan	Dickersin-Prokopp,Christopher J	10/5/2009	F	14	0	\$ 110,665.00	\$ 24,346.30	\$ 135,011.30	4510	0100	Development Finance Div	F	Reg
39	Environmental Compliance Spec	DiFazio,John	8/11/2014	F	12	5	\$ 83,039.00	\$ 18,268.58	\$ 101,307.58	7010	0100	Office of Program Monitoring	F	Reg
40	Director Housing & Community D	Donaldson,Mary	1/2/2015	F	E5	0	\$ 162,740.00	\$ 35,802.80	\$ 198,542.80	1090	0100	DIR Dep Housing Community Dev	F	Reg
41	Program Specialist	Dorsey,Dawne M	4/17/2007	F	9	4	\$ 54,300.00	\$ 11,946.00	\$ 66,246.00	8110	0100	Rental Conversions and Sales D	F	Reg
42	Housing Compliance Officer	Edmond,Lesley	2/19/2008	F	15	0	\$ 118,450.00	\$ 26,059.00	\$ 144,509.00	7020	0100	Office of Program Monitoring	F	Reg
43	Attorney Advisor	Edmondson,Lauren Ashley	7/16/2012	F	11	5	\$ 71,953.00	\$ 15,829.66	\$ 87,782.66	1060	0100	Office of the Director	F	Reg
44	Program Analyst	Edwards,Clyde D	8/27/2012	F	13	8	\$ 96,341.00	\$ 21,195.02	\$ 117,536.02	7020	0100	Office of the Director	F	Reg
45	Residential Rehabilitation Speci	Ervin,Constance L.	1/23/2006	F	12	8	\$ 89,918.00	\$ 19,781.96	\$ 109,699.96	3050	0300	Residential & Community Servs	F	Reg
46	CONSTRUCTION ANALYST	Fields,Stanley L	7/16/1990	F	12	7	\$ 87,625.00	\$ 19,277.50	\$ 106,902.50	4120	0300	Property Acquisition and Dispo	F	Reg
47	Supervisory Program Analyst	Fulp,Donald	8/11/2014	F	14	0	\$ 96,755.14	\$ 21,286.13	\$ 118,041.27	7010	0100	Office of Program Monitoring	F	Reg
48	Legal Assistant	Giboney,Prentiss	9/21/2015	F	8	1	\$ 45,047.00	\$ 9,910.34	\$ 54,957.34	1060	0100	Office of the Director	P	Temp
49	Economic Dev Program Spec	Giles,Ariel	6/1/2015	F	12	1	\$ 73,867.00	\$ 16,250.74	\$ 90,117.74	3010	0100	Residential & Community Servs	F	Reg
50	HOUSING & DEV PGM SPEC	Gillis,Miranda Denae	12/16/1985	F	12	8	\$ 89,918.00	\$ 19,781.96	\$ 109,699.96	2010	0300	Development Finance Div	F	Reg
51	Grants Management Specialist	Givens,Sabrina M	7/8/1985	F	12	3	\$ 78,453.00	\$ 17,259.66	\$ 95,712.66	7020	0100	Office of Program Monitoring	F	Reg
52	Compliance Specialist	Godwin,Patricia A	12/12/2005	F	13	4	\$ 93,291.00	\$ 20,524.02	\$ 113,815.02	4510	0100	The Portfolio Management Divis	F	Reg
53	FINANCIAL PGM SPEC	Graham,Katrina C	10/7/1985	F	11	10	\$ 76,969.00	\$ 16,933.18	\$ 93,902.18	120F	0100	Economic Devel & Reg STAFF	F	Reg
54	EXECUTIVE ASST	Gray,Sharon K	3/12/2000	F	13	7	\$ 93,819.00	\$ 20,640.18	\$ 114,459.18	1090	0100	Office of the Director	F	Reg
55	Construction Analyst	Green,Curtis J	7/1/2013	F	9	5	\$ 55,883.00	\$ 12,294.26	\$ 68,177.26	3050	0300	Residential & Community Servs	F	Reg

DHCD Position Listing - as of February 24, 2016

	Title	Name	Hire Date	Vac Stat	Grade	Step	Salary	Fringe Rate: 22% Total Amount	Total Compensation	Prgm Code	Activity	Department Name	F/P Time	Reg/Temp /Term
56	Rental Property Program Spec	Greer,Dorothy	11/19/2007	F	13	8	\$ 104,207.00	\$ 22,925.54	\$ 127,132.54	9110	0100	Housing Regulation Administrat	F	Reg
57	Fair Housing Prog Coord (Bil.)	Gutierrez,Sonia	2/6/2001	F	14	0	\$ 108,937.46	\$ 23,966.24	\$ 132,903.70	7010	0100	Office of Program Monitoring	F	Reg
58	HOUSING & DEV PROJECT MGR	Guzman,Bernard A	4/21/2014	F	13	10	\$ 109,665.00	\$ 24,126.30	\$ 133,791.30	2010	0300	Development Finance Div	F	Reg
59	Grants Management Specialist	Hagans,Patricia	1/31/1996	F	14	3	\$ 107,031.00	\$ 23,546.82	\$ 130,577.82	110F	0100	Economic Devel & Reg STAFF	F	Reg
60	STAFF ASSISTANT	Hall,Tilla Y	2/23/1999	F	12	10	\$ 94,504.00	\$ 20,790.88	\$ 115,294.88	7010	0100	Office of Program Monitoring	F	Reg
61	Program Analyst	Hardy,Vanessa S	4/18/1983	F	12	8	\$ 89,918.00	\$ 19,781.96	\$ 109,699.96	1090	0100	Office of the Director	F	Reg
62	FISCAL ACCOUNTING SPEC	Harris,Theresa B	10/10/1989	F	9	10	\$ 63,798.00	\$ 14,035.56	\$ 77,833.56	120F	0100	Economic Devel & Reg STAFF	F	Reg
63	HOUSING & DEV PROJECT MGR	Harvey,Guyton P	2/10/2004	F	13	7	\$ 101,478.00	\$ 22,325.16	\$ 123,803.16	2010	0300	Development Finance Div	F	Reg
64	ATTORNEY ADVISOR	Hathi,Adarsh A	5/27/2008	F	14	2	\$ 110,485.00	\$ 24,306.70	\$ 134,791.70	1060	0100	Office of the Director	F	Reg
65	Contact Representative	Hawkins,Sandra A	7/22/1985	F	9	10	\$ 63,798.00	\$ 14,035.56	\$ 77,833.56	8140	0100	Rental Accommodations Division	F	Reg
66	STAFF ASST	Hawkins,Wendell E	4/14/2008	F	7	2	\$ 42,445.00	\$ 9,337.90	\$ 51,782.90	3050	0300	Residential & Community Servs	F	Reg
67	Real Estate Delinquent Special	Hayden III,Robert A	12/31/2002	F	13	6	\$ 98,749.00	\$ 21,724.78	\$ 120,473.78	4510	0100	The Portfolio Management Divis	F	Reg
68	COMMUNITY DEV RESOURCE SPEC	Hillsman,Pamela	1/15/1993	F	13	10	\$ 109,665.00	\$ 24,126.30	\$ 133,791.30	1080	0100	Office of the Director	F	Reg
69	HOME PURCHASE ASST PGM SPEC	Howard,Kwyna T	8/23/1982	F	12	7	\$ 87,625.00	\$ 19,277.50	\$ 106,902.50	3030	0100	Residential & Community Servs	F	Reg
70	STAFF ASSISTANT	Howard,Tamika Roshawn	2/20/2007	F	9	2	\$ 51,134.00	\$ 11,249.48	\$ 62,383.48	1060	0100	Office of the Director	F	Reg
71	Chief Administrative Officer	HUBBARD,DREW E	1/14/2013	F	16	1	\$ 137,500.00	\$ 30,250.00	\$ 167,750.00	1090	0100	Office of the Director	F	Reg
72	STAFF ASST	Izlar,Reginald	11/28/2005	F	7	3	\$ 43,870.00	\$ 9,651.40	\$ 53,521.40	2010	0300	Development Finance Div	F	Reg
73	Program Specialist	Jackson,Cheryl F	6/9/2008	F	9	6	\$ 57,466.00	\$ 12,642.52	\$ 70,108.52	8110	0100	Rental Conversions and Sales D	F	Reg
74	Lead Paint Program Sup	Jamal,Iubna	3/10/2014	F	13	0	\$ 90,000.00	\$ 19,800.00	\$ 109,800.00	3050	0300	Residential & Community Servs	F	Reg
75	STAFF ASST	Jennings,Sherrell Y	1/30/2012	F	7	3	\$ 43,870.00	\$ 9,651.40	\$ 53,521.40	3030	0300	Residential & Community Servs	F	Reg
76	Housing Inspector	Johnson,Antonio	7/27/2015	F	9	1	\$ 49,551.00	\$ 10,901.22	\$ 60,452.22	4510	0100	The Portfolio Management Divis	F	Term
77	Legislative Affairs Specialist	JOHNSON,DEVIN A	2/5/2007	F	14	5	\$ 104,916.00	\$ 23,081.52	\$ 127,997.52	1090	0100	Office of the Director	F	Reg
78	Staff Assistant	Johnson,Mozella Boyd	4/14/1986	F	12	5	\$ 83,039.00	\$ 18,268.58	\$ 101,307.58	1090	0100	Office of the Director	F	Reg
79	HOUSING & DEV PROJECT MGR	Jones,Tiphanie	12/17/2012	F	13	4	\$ 93,291.00	\$ 20,524.02	\$ 113,815.02	2010	0300	Development Finance Div	F	Reg
80	Realty Project Manager	Keane,Keishon	10/19/2015	F	13	10	\$ 109,665.00	\$ 24,126.30	\$ 133,791.30	4120	0300	Property Acquisition and Dispo	F	Reg
81	AGENCY FISCAL OFFICER	Kemp,Douglas	12/7/2009	F	16	5	\$ 159,104.00	\$ 35,002.88	\$ 194,106.88	130F	0100	Economic Devel & Reg STAFF	F	Reg
82	CONSTRUCTION ANALYST	Koleini,Michael	4/14/2008	F	12	5	\$ 83,039.00	\$ 18,268.58	\$ 101,307.58	3060	0300	Residential & Community Servs	F	Term
83	Chief of Staff	Ladd,Allison	2/17/2015	F	16	0	\$ 153,470.00	\$ 33,763.40	\$ 187,233.40	1090	0100	Office of the Director	F	Reg
84	Accounts Payable Specialist	Lane,Karen Lawanda	4/19/1993	F	11	5	\$ 67,375.00	\$ 14,822.50	\$ 82,197.50	120F	0100	Economic Devel & Reg STAFF	F	Reg
85	SENIOR ACCOUNTANT	Laster,Tracy C	3/9/2015	F	13	1	\$ 85,105.00	\$ 18,723.10	\$ 103,828.10	120F	0100	Economic Devel & Reg STAFF	F	Reg
86	ADMIN SUPPORT SRVS MGR	Law,Laverne E	11/9/2009	F	14	0	\$ 113,296.12	\$ 24,925.15	\$ 138,221.27	1030	0100	Office of the Director	F	Reg
87	Program Specialist	Lee,Andrea T	4/9/2001	F	9	6	\$ 57,466.00	\$ 12,642.52	\$ 70,108.52	4120	0300	Property Acquisition and Dispo	F	Reg
88	Supervisory Program Manager	Lee,Lamont C	4/27/1987	F	15	0	\$ 122,166.88	\$ 26,876.71	\$ 149,043.59	3010	0100	Residential & Community Servs	F	Reg
89	SUPV HOUSING & DEV	Lestitian,John Nathan	5/18/2015	F	15	0	\$ 123,600.00	\$ 27,192.00	\$ 150,792.00	2010	0300	Development Finance Div	F	Reg
90	Environmental Compliance Spec	Marshall III,Ralph A	8/11/2003	F	12	8	\$ 89,918.00	\$ 19,781.96	\$ 109,699.96	7010	0100	Office of Program Monitoring	F	Reg
91	LOAN SPECIALIST	Marshall,Calvin E	5/12/1986	F	12	10	\$ 94,504.00	\$ 20,790.88	\$ 115,294.88	3010	0100	Residential & Community Servs	F	Reg
92	Housing Regulations Specialist	Marshall,Christopher J	9/8/2014	F	12	1	\$ 73,867.00	\$ 16,250.74	\$ 90,117.74	8130	0100	Housing Regulation Administrat	F	Reg
93	Supervisory Contract and Loan	Mawakana,Kemit A	5/4/2015	F	14	0	\$ 113,500.00	\$ 24,970.00	\$ 138,470.00	2010	0300	Development Finance Div	F	Reg
94	Attorney Advisor	Mayer,Daniel J.	3/10/2014	F	12	2	\$ 78,623.00	\$ 17,297.06	\$ 95,920.06	1060	0100	Office of the Director	F	Reg
95	Contact Representative	Mckeever,Christine	8/15/1976	F	9	9	\$ 62,215.00	\$ 13,687.30	\$ 75,902.30	8140	0100	Rental Accommodations Division	F	Reg
96	ATTORNEY ADVISOR	Mckenzie,Joan E	7/31/2000	F	15	10	\$ 163,502.00	\$ 35,970.44	\$ 199,472.44	1060	0100	Office of the Director	F	Reg
97	Rental Housing Comm/Atty Adv.	McKoin,Claudia L	2/24/2014	F	15	0	\$ 119,119.97	\$ 26,206.39	\$ 145,326.36	9110	0100	Housing Regulation Administrat	F	Term
98	Economic Development Program S	Merchant,Ernest Wilson	2/14/2000	F	13	8	\$ 104,207.00	\$ 22,925.54	\$ 127,132.54	3010	0100	Residential & Community Servs	F	Reg
99	Clerk of the Court	Miles,Latonya A	12/23/1985	F	11	5	\$ 67,374.00	\$ 14,822.28	\$ 82,196.28	9110	0100	Housing Regulation Administrat	F	Reg
100	Attorney Advisor	Moore,Antoinette Nichole	3/24/2014	F	13	3	\$ 96,516.00	\$ 21,233.52	\$ 117,749.52	1060	0100	Office of the Director	F	Reg
101	ECONOMIC DEV PGM SPEC	Newkirk,Tamika	6/1/2015	F	0	0	\$ 92,211.00	\$ 20,286.42	\$ 112,497.42	3010	0100	Residential & Community Servs	F	Reg
102	Contact Representative	Nichols,Woodrow U	7/22/1985	F	9	10	\$ 63,798.00	\$ 14,035.56	\$ 77,833.56	8140	0100	Rental Accommodations Division	F	Reg
103	Train. and Dev. Mgr.	Nottingham,Angela B	6/22/1998	F	15	0	\$ 122,127.54	\$ 26,868.06	\$ 148,995.60	1015	0100	Office of the Director	F	Reg
104	Housing Development Advisor	Nunez,Jose C	5/19/2014	F	15	0	\$ 135,795.20	\$ 29,874.94	\$ 165,670.14	1090	0100	Office of the Director	F	Reg
105	Residential Rehabilitation Speci	Nunez,Moises DJ	9/19/2005	F	12	9	\$ 92,211.00	\$ 20,286.42	\$ 112,497.42	3050	0300	Residential & Community Servs	F	Reg
106	Management Liaison Specialist	O'Neal,Antilecia	1/22/2007	F	13	7	\$ 93,819.00	\$ 20,640.18	\$ 114,459.18	1010	0100	Office of the Director	F	Reg
107	Loan Specialist	Onyekwere,Cindy	8/11/2014	F	11	5	\$ 67,374.00	\$ 14,822.28	\$ 82,196.28	3060	0300	Residential & Community Servs	F	Reg
108	Chief Program Officer	Orders,Vonda J.	3/31/2008	F	16	0	\$ 152,440.00	\$ 33,536.80	\$ 185,976.80	1090	0100	Office of the Director	F	Reg
109	Rental Conversion & Sales Admi	Pair,Lauren J	8/7/2006	F	15	0	\$ 122,960.96	\$ 27,051.41	\$ 150,012.37	8110	0100	Rental Conversions and Sales D	F	Reg
110	IT Specialist	Pearson,Felicia R	5/20/2002	F	11	4	\$ 65,455.00	\$ 14,400.10	\$ 79,855.10	1040	0100	Information Technology Unit	F	Reg

DHCD Position Listing - as of February 24, 2016

	Title	Name	Hire Date	Vac Stat	Grade	Step	Salary	Fringe Rate: 22% Total Amount	Total Compensation	Prgm Code	Activity	Department Name	F/P Time	Reg/Temp
111	Housing Development Advisor	Pelletiere,Danilo	12/28/2015	F	15	0	\$ 122,500.00	\$ 26,950.00	\$ 149,450.00	1090	0100	Office of the Director	F	Reg
112	CONTRACT SPECIALIST	Pittman,Sharon E	11/13/2005	F	12	8	\$ 89,918.00	\$ 19,781.96	\$ 109,699.96	7010	0100	Office of Program Monitoring	F	Reg
113	HOUSING & DEV PROJECT MGR	Pope,Wanda D	3/17/1986	F	13	10	\$ 109,665.00	\$ 24,126.30	\$ 133,791.30	2010	0300	Development Finance Div	F	Reg
114	Program Analyst	Powell,Johnette M	8/16/2010	F	13	5	\$ 88,775.00	\$ 19,530.50	\$ 108,305.50	7020	0100	Office of Program Monitoring	F	Reg
115	STAFF ASST	Pringle,Darshell Gelinda	2/5/2007	F	7	3	\$ 43,870.00	\$ 9,651.40	\$ 53,521.40	1085	0100	Administrative Support Servs	F	Reg
116	SUPV INFO TECH SPEC	Rice,Betty L	6/29/1987	F	14	0	\$ 111,137.99	\$ 24,450.36	\$ 135,588.35	1040	0100	Information Technology Unit	F	Reg
117	COMPUTER SPECIALIST	Richardson,Bruce W	5/31/1994	F	13	8	\$ 96,341.00	\$ 21,195.02	\$ 117,536.02	1040	0100	Information Technology Unit	F	Reg
118	Staff Assistant	Roary Jr.,Booker R.	8/21/2012	F	3	0	\$ 60,255.00	\$ 13,256.10	\$ 73,511.10	1080	0100	Office of the Director	F	Reg
119	BUDGET ANALYST	Robinson,Jacqueline	6/24/1985	F	11	9	\$ 75,051.00	\$ 16,511.22	\$ 91,562.22	110F	0100	Economic Devel & Reg STAFF	F	Reg
120	Rental Conversion Specialist	Sawyer,Karen E	10/29/2007	F	12	6	\$ 85,332.00	\$ 18,773.04	\$ 104,105.04	8110	0100	Rental Conversions and Sales D	F	Reg
121	Resource Management Specialist	Skow,Jennifer A	1/27/2014	F	12	1	\$ 68,294.00	\$ 15,024.68	\$ 83,318.68	1090	0100	Office of Program Monitoring	F	Term
122	SPECIAL PROJECT COOR	Slade,Ray M	3/24/2003	F	14	10	\$ 129,592.00	\$ 28,510.24	\$ 158,102.24	2010	0300	Development Finance Div	F	Reg
123	Supervisory Realty Specialist	Slaughter,Karanja	3/24/2014	F	15	0	\$ 116,699.00	\$ 25,673.78	\$ 142,372.78	4120	0300	Property Acquisition and Dispo	F	Reg
124	Rental Conversion Specialist	Small,Leonard Jason	7/29/2013	F	12	5	\$ 83,039.00	\$ 18,268.58	\$ 101,307.58	8110	0100	Rental Conversions and Sales D	F	Reg
125	LEGISLATIVE AFFAIRS SPEC	Smalls,Taura L	11/13/2007	F	14	8	\$ 113,853.00	\$ 25,047.66	\$ 138,900.66	1090	0100	Office of the Director	F	Reg
126	WRITER EDITOR	Smith,Brackett	7/27/2015	F	9	8	\$ 56,059.00	\$ 12,332.98	\$ 68,391.98	1080	0100	Office of the Director	F	Reg
127	SUPVY COMPUTER SPEC	Snowden,Rene B	5/16/1983	F	15	0	\$ 130,015.93	\$ 28,603.50	\$ 158,619.43	1040	0100	Information Technology Unit	F	Reg
128	Realty Project Manager	Sookhoo,Cassia	8/26/2013	F	13	2	\$ 87,833.00	\$ 19,323.26	\$ 107,156.26	4120	0300	Property Acquisition and Dispo	F	Reg
129	Program Support Assistant (OA)	Sutton,Carolitta M	5/23/2012	F	7	6	\$ 48,145.00	\$ 10,591.90	\$ 58,736.90	1030	0100	Administrative Support Servs	F	Reg
130	FINANCIAL MGR	Sylvester,Honor C	9/2/2007	F	14	6	\$ 116,700.00	\$ 25,674.00	\$ 142,374.00	110F	0100	Economic Devel & Reg STAFF	F	Reg
131	Rental Housing Comm/Atty Adv.	Szegedy Maszak,Peter	1/31/2011	F	15	0	\$ 143,980.99	\$ 31,675.82	\$ 175,656.81	9110	0100	Housing Regulation Administrat	F	Reg
132	BUDGET OFFICER	Teklebrhane,Eden	7/19/2010	F	14	7	\$ 119,923.00	\$ 26,383.06	\$ 146,306.06	110F	0100	Economic Devel & Reg STAFF	F	Reg
133	Accounts Payable Technician	Teneyck,Alois	11/16/2015	F	7	1	\$ 1,025.53	\$ 225.62	\$ 1,251.15	120F	0100	Economic Devel & Reg STAFF	P	Temp
134	Construction Analyst	Thomas,Michael F.	10/1/2013	F	9	5	\$ 55,883.00	\$ 12,294.26	\$ 68,177.26	3060	0300	Residential & Community Servs	F	Reg
135	PROJECT MGR	Wali,Washi J	10/6/1986	F	13	10	\$ 109,665.00	\$ 24,126.30	\$ 133,791.30	2010	0300	Development Finance Div	F	Reg
136	Asset Manager	Walker,Cecilia	11/2/2015	F	15	0	\$ 115,000.00	\$ 25,300.00	\$ 140,300.00	4510	0100	The Portfolio Management Divis	F	Reg
137	ARCHITECT	Walker,Paul K	4/7/2003	F	13	10	\$ 109,665.00	\$ 24,126.30	\$ 133,791.30	2010	0300	Development Finance Div	F	Reg
138	HOUSING & DEV PROJECT MGR	Ward,Valisha R	11/22/1999	F	13	10	\$ 109,665.00	\$ 24,126.30	\$ 133,791.30	2010	0300	Development Finance Div	F	Reg
139	STAFF ASSISTANT	Washington,Jeane O	3/16/1987	F	11	8	\$ 73,131.00	\$ 16,088.82	\$ 89,219.82	3060	0100	Residential & Community Servs	F	Reg
140	INFO TECH SPEC	Watson,Towanna A	10/8/1986	F	13	7	\$ 101,478.00	\$ 22,325.16	\$ 123,803.16	1040	0100	Information Technology Unit	F	Reg
141	Contact Representative	Weston,Catrina A	5/26/1987	F	9	9	\$ 62,215.00	\$ 13,687.30	\$ 75,902.30	8140	0100	Rental Accommodations Division	F	Reg
142	PGM SPEC	White James bey,Diane M	2/6/1978	F	9	10	\$ 63,798.00	\$ 14,035.56	\$ 77,833.56	2010	0300	Development Finance Div	F	Reg
143	Paralegal Specialist	White Jennings,Mae J	10/1/1998	F	9	10	\$ 63,798.00	\$ 14,035.56	\$ 77,833.56	1060	0100	Office of the Director	F	Reg
144	Program Support Assistant (OA)	White,Brian C	8/25/2014	F	7	2	\$ 42,445.00	\$ 9,337.90	\$ 51,782.90	8130	0100	Housing Regulation Administrat	F	Reg
145	Construction Analyst	White,Marquial	10/5/2015	F	9	4	\$ 54,300.00	\$ 11,946.00	\$ 66,246.00	8140	0100	Residential & Community Servs	F	Term
146	SUPERVISORY ATTORNEY ADVISOR	Wiley,Julia H	3/24/1994	F	2	0	\$ 150,536.81	\$ 33,118.10	\$ 183,654.91	1060	0300	Office of the Director	F	Reg
147	Public Affairs Specialist	Wilkes,Robyn	8/11/2014	F	13	2	\$ 81,209.00	\$ 17,865.98	\$ 99,074.98	1080	0100	Office of the Director	F	Reg
148	Support Services Specialist	Williams,George M	3/16/2015	F	12	4	\$ 80,746.00	\$ 17,764.12	\$ 98,510.12	1030	0100	Administrative Support Servs	F	Reg
149	Grants Management Officer	Williams,Kimberly R	9/8/2015	F	14	0	\$ 108,150.00	\$ 23,793.00	\$ 131,943.00	7020	0100	Office of Program Monitoring	F	Reg
150	HOUSING & DEV PROJECT MGR	Wilson,Erin	9/21/2015	F	13	7	\$ 101,478.00	\$ 22,325.16	\$ 123,803.16	2010	0300	Development Finance Div	F	Reg
151	Residential Rehab. Programs Ma	Wilson,Nancy M	9/22/2014	F	14	0	\$ 101,846.40	\$ 22,406.21	\$ 124,252.61	3060	0300	Residential & Community Servs	F	Reg
152	BUDGET ANALYST	Wilson,Reginald	4/14/2008	F	13	10	\$ 109,663.00	\$ 24,125.86	\$ 133,788.86	110F	0100	Economic Devel & Reg STAFF	F	Reg
153	Housing Inspector	Wilson,Rogelio A	1/9/2006	F	11	6	\$ 69,293.00	\$ 15,244.46	\$ 84,537.46	4510	0100	The Portfolio Management Divis	F	Reg
154	Realty Project Manager	Woodson,Michael V	11/15/2004	F	13	10	\$ 109,665.00	\$ 24,126.30	\$ 133,791.30	4120	0300	Property Acquisition and Dispo	F	Reg
155	Rental Housing Comm/Atty Adv.	Young,Ronald A	8/8/2011	F	15	0	\$ 147,572.79	\$ 32,466.01	\$ 180,038.80	9110	0100	Housing Regulation Administrat	F	Reg
156	Homeownership Program Speciali			V	13	1	\$ 85,104.00	\$ 18,722.88	\$ 103,826.88	3030	0100	Residential & Community Servs	F	Reg
157	SUPERVISOR ATTORNEY ADVISOR			V	2	0	\$ 141,316.50	\$ 31,089.63	\$ 172,406.13	1060	0100	Office of the Director	F	Reg
158	Human Resources Specialist			V	14	1	\$ 93,000.00	\$ 20,460.00	\$ 113,460.00	1010	0100	Office of the Director	F	Reg
159	Management Liaison Specialist			V	13	1	\$ 78,687.00	\$ 17,311.14	\$ 95,998.14	1010	0100	Office of the Director	F	Reg
160	Legislative Affairs Specialist			V	9	0	\$ 126,620.00	\$ 27,856.40	\$ 154,476.40	1090	0100	Office of the Director	F	Reg
161	Inclus. Zoning Program Mgr.			V	14	0	\$ 116,107.00	\$ 25,543.54	\$ 141,650.54	8130	0100	Housing Regulation Administrat	F	Reg
162	Program Analyst			V	14	1	\$ 93,000.00	\$ 20,460.00	\$ 113,460.00	1090	0100	Administrative Support Servs	F	Reg
163	HOUSING & DEV PROJECT MGR			V	13	1	\$ 85,104.00	\$ 18,722.88	\$ 103,826.88	2010	0300	Development Finance Div	F	Reg
164	Rental Conversion Specialist			V	12	1	\$ 73,867.00	\$ 16,250.74	\$ 90,117.74	8110	0100	Rental Conversions and Sales D	F	Reg
165	Realty Project Manager			V	13	1	\$ 85,104.00	\$ 18,722.88	\$ 103,826.88	4120	0300	Property Acquisition and Dispo	F	Reg

DHCD Position Listing - as of February 24, 2016

	Title	Name	Hire Date	Vac Stat	Grade	Step	Salary	Fringe Rate: 22% Total Amount	Total Compensation	Prgm Code	Activity	Department Name	F/P Time	Reg/Temp /Term
166	COMPLIANCE SPECIALIST			V	12	1	\$ 73,867.00	\$ 16,250.74	\$ 90,117.74	4510	0100	The Portfolio Management Divis	F	Reg
167	Housing Financial Anal			V	12	1	\$ 73,867.00	\$ 16,250.74	\$ 90,117.74	4510	0100	The Portfolio Management Divis	F	Reg
168	ATTORNEY ADVISOR			V	15	1	\$ 125,774.00	\$ 27,670.28	\$ 153,444.28	1060	0300	Office of the Director	F	Reg
169	Program Analyst			V	13	1	\$ 78,687.00	\$ 17,311.14	\$ 95,998.14	7020	0100	Office of Program Monitoring	F	Reg
170	LOAN SPEC REALTY			V	12	1	\$ 73,867.00	\$ 16,250.74	\$ 90,117.74	3010	0100	Residential & Community Servs	F	Reg
171	Construction Analyst			V	9	0	\$ 49,551.00	\$ 10,901.22	\$ 60,452.22	1080	0100	Residential & Community Servs	F	Reg

Full Time Equivalency Positions

Posn Nbr	Title	Prgm Code	Activity	Department Name	Vacant at the End of FY15	Currently Vacant in FY16	Current Vacant Status	Vacant Since
00036737	Supvy Public Affairs Spec	1080	0100	Office of the Director	Yes	No	Filled	
00043095	Housing Development Advisor	1090	0100	Office of the Chief of Staff	Yes	No	Filled	
00065475	Inclusionary Zoning Compliance	8130	0100	Housing Regulation Administrat	Yes	No	Filled	
00076843	Accounts Payable Technician	120F	0100	Economic Devel & Reg STAFF	Yes	No	Filled	
00051359	Asset Manager	4510	0100	The Portfolio Management Divis	Yes	No	Filled	
00044606	Realty Project Manager	4120	0300	Property Acquisition and Dispo	Yes	No	Filled	
00045709	Construction Analyst	8140	0100	Residential & Community Servs	Yes	No	Filled	
00009517	Homeownership Program Specialist	3030	0100	Residential & Community Servs	Yes	Yes	recruitment in process	9/30/2015
00068364	SUPERVISOR ATTORNEY ADVISOR	1060	0100	Office of the Director	Yes	Yes	Vacant- due to hard to fill requirements	6/29/2015
00038715	Human Resources Specialist	1010	0100	Office of the Director	Yes	Yes	recruitment in process	7/13/2015
00038716	Management Liaison Specialist	1010	0100	Office of the Director	Yes	Yes	Filled	
00036050	Legislative Affairs Specialist	1090	0100	Office of the Director	Yes	Yes	vacant-pending reclassification	4/30/2015
00045735	Inclus. Zoning Program Mgr.	8130	0100	Housing Regulation Administrat	Yes	Yes	Vacant- due to hard to fill requirements	8/9/2015
00067592	Program Analyst	1090	0100	Office of the Director	Yes	Yes	vacant-pending reclassification	1/16/2016
00043113	HOUSING & DEV PROJECT MGR	2010	0300	Development Finance Div	Yes	Yes	recruitment in process	9/18/2015
00025397	Rental Conversion Specialist	8110	0100	Rental Conversions and Sales D	Yes	Yes	recruitment in process	1/6/2016
00019828	Realty Project Manager	4120	0300	Property Acquisition and Dispo	Yes	Yes	recruitment in process	12/30/2015
00007287	COMPLIANCE SPECIALIST	4510	0100	The Portfolio Management Divis	Yes	Yes	vacant-pending reclassification	1/8/2016
00015932	Housing Financial Analyst	4510	0100	The Portfolio Management Divis	Yes	Yes	recruitment in process	12/27/2016
00012618	ATTORNEY ADVISOR	1060	0300	Office of the Director	Yes	Yes	recruitment in process	11/15/2015
00004562	Program Analyst	7020	0100	Office of Program Monitoring	Yes	Yes	vacant-pending reclassification	1/23/2016
00024203	LOAN SPEC REALTY	3010	0100	Residential & Community Servs	Yes	Yes	vacant-pending reclassification	1/5/2016
00071403	Construction Analyst	1080	0100	Residential & Community Servs	Yes	Yes	recruitment in process	8/20/2015

FY 16 – Performance Oversight Hearing

Council Question #5

Attachment 5 - Top 15 Administrative Staff Earners & Top 15 Managerial Staff Earners

Administrative Staff

1	00037512	ATTORNEY ADVISOR	Mckenzie,Joan E	15	10	\$163,502.00
2	00000757	ATTORNEY ADVISOR	Cooper,Donnette A	15	7	\$150,926.00
3	00045717	Rental Housing Comm/Atty Adv.	Young,Ronald A	15	0	\$147,572.79
4	00021837	Housing Development Advisor	Nunez,Jose C	15	0	\$135,795.20
5	00010223	SPECIAL PROJECT COOR	Slade,Ray M	14	10	\$129,592.00
6	00011564	ATTORNEY ADVISOR	Charles-Christian,Kat	14	6	\$124,749.00
6	00043095	Housing Development Advisor	Pelletiere,Danilo	15	0	\$122,500.00
8	00009994	Train. and Dev. Mgr.	Nottingham,Angela B	15	0	\$122,127.54
9	00037508	Hsng. Prod. Trust Fund Ofcr.	Anyaeibunam,Oke C	15	0	\$120,321.26
10	00045716	Rental Housing Comm/Atty Adv.	McKoin,Claudia L	15	0	\$119,119.97
11	00043096	Housing Projects Coordinator	Baldwin-Scott,Hope L	14	6	\$116,700.00
12	00036899	LEGISLATIVE AFFAIRS SPEC	Smalls,Taura L	14	8	\$113,853.00
13	00020406	SUPV INFO TECH SPEC	Rice,Betty L	14	0	\$111,137.99
14	00039034	ATTORNEY ADVISOR	Hathi,Adarsh A	14	2	\$110,485.00
15	00002556	COMMUNITY DEV RESOURCE SPEC	Hillsman,Pamela	13	10	\$109,665.00

Managerial Staff

1	00011703	Director	Donaldson,Mary	E5	0	\$162,740.00
2	00005210	AGENCY FISCAL OFFICER	Kemp,Douglas	16	5	\$159,104.00
3	00071402	Chief of Staff	Ladd,Allison	16	0	\$153,470.00
4	00038684	Chief Program Officer	Orders,Vonda J.	16	0	\$152,440.00
5	00070773	SUPERVISORY ATTORNEY ADVISOR	Wiley,Julia H	2	0	\$150,536.81
6	00046637	Rental Housing Comm/Atty Adv.	Szegedy Maszak,Peter	15	0	\$143,980.99
7	00008958	Chief Administrative Officer	HUBBARD,DREW E	16	1	\$137,500.00
8	00016338	SUPVY COMPUTER SPEC	Snowden,Rene B	15	0	\$130,015.93
9	00011564	ATTORNEY ADVISOR	Charles-Christian,Kathy I	14	6	\$124,749.00
10	00025545	SUPV HOUSING & DEV	Lestitian,John Nathan	15	0	\$123,600.00
11	00045753	Rental Conversion & Sales Admi	Pair,Lauren J	15	0	\$122,960.96
12	00051361	Supervisory Program Manager	Lee,Lamont C	15	0	\$122,166.88
13	00034070	BUDGET OFFICER	Teklebrhane,Eden	14	7	\$119,923.00
14	00076710	Housing Compliance Officer	Edmond,Lesley	15	0	\$118,450.00
15	00083101	FINANCIAL MGR	Sylvester,Honor C	14	6	\$116,700.00

Top Overtime Earners FY15 and FY16

Top 25 Overtime Earners FY15

NAME	Hours	Amount
	-	-
Hall,Tilla Y	201.25	13,018.14
Gray,Sharon K	292.00	12,786.91
Mckeever,Christine	288.00	12,487.14
Hawkins,Sandra A	285.00	12,414.54
Nichols,Woodrow U	278.00	12,109.62
Abraham,Odette	246.00	11,789.30
Jackson,Cheryl F	230.75	9,284.12
Richardson,Bruce W	182.00	8,094.70
Weston,Catrina A	176.00	7,666.53
Ervin,Constance L.	107.00	6,436.83
Hardy,Vanessa S	107.25	6,022.26
Merchant,Ernest Wilson	86.00	5,960.97
White,Brian C	202.50	5,816.06
Watson,Towanna A	78.00	5,541.81
Davis,Lashawn	91.00	5,527.82
Blackston,Dante E	133.00	5,280.99
Petteway,Robert E	61.50	4,696.50
Johnson,Mozella Boyd	85.00	4,423.20
Pearson,Felicia R	96.00	4,273.68
Nunez,Moises DJ	64.50	4,164.16
Dorsey,Dawne M	116.00	3,857.04
Lane,Karen Lawanda	92.51	3,643.61
Wright,Linda M	86.00	3,630.00

Top 25 Overtime Earners FY16 to date

Name	Hours	Amount
	0	-
O'Neal,Antilecia	127	5,695.64
Hardy,Vanessa S	60	3,791.94
Ervin,Constance L.	48	3,090.94
Allen,Sandra	55	3,005.44
Nunez,Moises DJ	45	2,992.42
Blackston,Dante E	57	2,769.46
Lane,Karen Lawanda	54.5	2,475.61
Hillsman,Pamela	35	2,463.40
Green,Curtis J	46.75	1,884.03
Hawkins,Wendell E	49.5	1,515.16
Washington,Jean O	23.5	1,229.67
Howard,Kwyna T	21	1,158.50
Roary Jr.,Booker R.	29	1,129.78
Onyekwere,Cindy	16	777.39
Bellegarde,Emmanuel A.	9	572.26
Jennings,Sherrell Y	19	561.18
Davis,Donnell M	15	473.98
Pearson,Felicia R	10	472.04
Gray,Sharon K	10	451.06
Johnson,Mozella Boyd	9	355.82
Jackson,Cheryl F	8.75	352.05
Mckeever,Christine	8	348.48
Powell,Johnette M	8	341.44

Employees with Cell Phones and Other Communication Devices

Agency Issued Cell Phones

<u>Name</u>	<u>Revised 02/18/2016</u>	<u>Title/Office</u>	<u>Cellular No.</u>	<u>Type</u>
Donaldson, Polly, Director		Director	C# 412-4180	Iphone 6
Ladd, Allison, Chief of Staff		COS	C# 316-7583	Iphone 6
Orders, Vonda L., Housing Compliance Officer		ODR	C# 538-0152	Iphone 6
Hubbard, Drew, Chief Administrative Officer		ODR	C# 657-8480	Iphone 6
Allen, James		OPM	C# 355-5963	Iphone 5c
Allen, Sandy		OCCO	C# 826-5738	Iphone 5c
Anderson, Keith, Acting Rent Administrator		HRA	C# 215-6146	Iphone 5c
Anyaegbunam, Oke, HPTF Manager		DFD	C# 257-6316	Iphone 5c
Banks, LaShaun		ITU	C# 538-3456	Iphone 5c
Bellegarde, Emmanuel		RCS	C# 279-0823	Iphone 5c (M/L)
Blassingame, Janice, RCS/HPAP Mgr		RCS	C# 285-1309	Iphone 5c
Booker, Roary		OCCO	C# 826-5741	Iphone 5c
Boyd Johnson, Mozella		ODR	C# 577-2293	Iphone 5c
Branch, Diane		OCFO	C# 286-5710	Iphone 5s
Brannum, Stephen		PAMD	C# 258-8460	Iphone 5c
Butler-Truesdale, Tonya, Ombudsman		HRA	C# 812-5981	Iphone 5c
Campbell, Sharron		PAMD	C# 445-4149	Iphone 5c
Cofield, Gwen, OCCO Manager		OCCO	C# 657-8489	Iphone 6
Cooper, Donnette		OGC	C# 538-3239	Iphone 5s
DAS Staff Usage		DAS	C# 279-1258	Pantech
Davis, Edward, RCS Manager		RCS	C# 256-8523	Iphone 5c
Dickersin-Prokopp, Christopher		DFD	C# 286-1746	Iphone 5c
Dorn, Towanna		ITU	C# 445-4684	Iphone 5c
Edmond, Lesley, OPM Manager		OPM	C# 279-0392	Iphone 5c
Fields, Stanley		PADD	C# 257-6319	Iphone 5c
Fulp, Donald, Supervisory Program Analyst		OPM	C# 557-2291	Iphone 5c
Gibson, Thomas		DFD	C# 557-2295	Iphone 4c
Giles, Ariel		RCS	C# 258-7421	Iphone 5c
Gillis, Miranda		DFD	C# 538-2731	Iphone 5c

Givens, Sabrina	DFD	C# 316-7613	Iphone 5c
Godwin, Patricia	PAMD	C# 549-1658	Iphone 5c
Gutierrez, Sonia P., Fair Housing Coordinator	OPM	C# 368-6032	Iphone 5c (M/L)
Guzman, Bernard	DFD	C# 577-2288	Iphone 5c
Hagans, Patricia	OCFO	C# 826-5745	Iphone 5c
Hardy, Vanessa	ODR	C# 870-1558	Iphone 5c
Harvey, Guyton	DFD	C# 577-2300	Iphone 5c
Hayden, Robert	PAMD	C# 538-2971	Iphone 5c
Hillsman, Pamela	OCCO	C# 316-7613	Iphone 5c
Jamal, Lubna, Lead Safe Washington Manager	RCS/LSW	C# 826-5740	Iphone 5c
Johnson, Antonio,	PAMD	C# 826-5748	Iphone 5c
Johnson, Devin	ODR	C# 247-6906	Iphone 5c
Jones, Tiphonie	DFD	C# 538-2736	Iphone 5c
Keane, Keishon	PADD	C# 826-5752	Iphone 5c
Kemp, Doug, DHCD Agency Fiscal Officer	OCFO	C# 746-1534	Iphone 6
Koleini, Michael	RCS	Retn 12/15/16	Iphone 5c
Laster, Tracy Chatman	OCFO	C# 247-6089	Iphone 5c
Law, LaVerne, DAS Manager	DAS	C# 247-6863	Iphone 6
Lee, Lamont, RCS, Manager	RCS	C# 255-1786	Iphone 5c
Lestitian, John, DFD Manager	DFD	C# 809-2477	Iphone 5c
Mawakana, Kemit	DFD	C# 577-2294	Iphone 5c
McKenzie, Joan	OGC	C# 538-3849	Iphone 5s
McKoin, Claudia	RHC	C# 538-3370	Iphone 5c
Merchant, Ernest	RCS	C# 286-1455	Iphone 5c
Miles, LaTonya	RHC	C# 430-4324	Iphone 5c
Moore, Antoinette	OGC	C# 826-5739	Iphone 5c
Newkirk, Tamika	RCS	C# 258-7762	Iphone 5c
Nottingham, Angela	ODR	C# 257-1699	Iphone 5c
Nunez, Jose	ODR	C# 538-3224	Iphone 5c
O'Kelly, Lidia	DFD	C# 577-2297	Iphone 5c
O'Neal, Antilecia	ODR	C# 322-8801	Iphone 5c
Pair, Lauren, HRA/CASD/IZ Manager	HRA	C# 230-9492	Iphone 5c
Pearson, Felicia	ITU	C# 374-7701	Iphone 5c

Pelletiere, Danilo	ODR	C# 579-8367	Iphone 6
Pittman, Sharon	OPM	C# 286-5973	Iphone 5c
Pope, Wanda	DFD	C# 577-2301	Iphone 5c
Powell, Johnette	OPM	C# 436-6040	Iphone 5c
Rice, Betty	ITU	C# 247-6967	Iphone 5c
Richardson, Bruce	ITU	C# 445-9270	Iphone 5c
Scott, LaVerne	DFD	C# 577-2299	Iphone 5C
Sharron Campbell	PAMD	C# 445-4149	Iphone 5c
Skow, Jennifer	ODR	C# 826-5749	Iphone 5c
Slade, Ray	DFD	C# 577-2284	Iphone 5C
Slaughter, Karanja, PADD, Manager	PADD	C# 538-2664	Iphone 5c
Smalls, Taura	ODR	C# 257-1736	Iphone 5c
Smith, Brackett	OCCO	C# 826-5743	Iphone 5c
Snowden, Rene, ITU Manager	ITU	C# 257-6329	Iphone 6
Sookhoo, Cassia	RCS	C# 285-4816	Iphone 5c
Sylvester, Honor	OCFO	C# 826-5750	Iphone 5c
Szegedy-Maszak, Peter, Chairman, RHC	RHC	C# 256-7876	Iphone 5c
Teklerban, Eden	OCFO	C# 257-1521	Iphone 5c
Thomas, Michael	RCS	C# 577-2287	Iphone 5c
Walker, Cecilia	PAMD	C# 826-5742	Iphone 5c
Walker, Paul	DFD	C# 549-4011	Iphone 5c
Ward, Valisha	DFD	C# 577-2290	Iphone 5c
Washi, Wali	DFD	C# 577-2286	Iphone 5c (M/L)
White, Marquial	RCS	C# 826-5751	Iphone 5c
Wilkes, Robyn	OCCO	C# 577-2298	Iphone 5c
Williams, Kimberly	OPM	C# 826-5746	Iphone 5c
Wilson, Erin	DFD	C# 826-5747	Iphone 5c
Wilson, Nancy	RCS	C# 577-2296	Iphone 5C
Wilson, Reginald	OCFO	C# 538-3520	Iphone 5s
Wilson, Rogelio	PAMD	C# 425-2619	Iphone 5c
Woodson, Michael	PADD	C# 826-5744	Iphone 5c
Wylie, Julia	OGC	C# 812-4176	Iphone 5c
Young, Rebecca	DHCD/OCP	C# 577-2285	Iphone 5C

Agency Issued iPads or similar communication devices

MS Surface Pro Tablets

Polly Donaldson
Drew Hubbard
Vonda Orders
Julia Wiley
Allison Ladd
Rene Snowden
Bruce Richardson
Nancy Wilson
Michael Stewart
Michael Thomas
Marquial White
Michael Koleni

Apple iPads

Moses Nunez
Jennifer Skow
Vanessa Hardy
Pamela Hillsman
LaVerne Law
Rene Snowden

AT&T Battery Booster

Miranda Gillis
Antilecia O'Neal
Rene Snowden

DHCD Assigned Vehicles

Tag #	Vehicle
55-11197	Ford Transit (15) 1FBZX2YM9GKA01950
55-11058	Toyota Corolla 2T1BURHEXFC458371
55-11059	Toyota Corolla 2T1BURHE3FC460060
55-11060	Toyota Corolla 2T1BURHE6FC467486
55-11061	Toyota Corolla 2T1BURHE4FC445776
55-11062	Toyota Corolla 5YFBURHE5FP337764
55-11063	Toyota Corolla 2T1BURHE9FC455266
55-11180	Dodge Caravan 2C4RDGCG3GR100852
55-11181	Dodge Caravan 2C4RDGCG3GR100851
55-11182	Dodge Caravan 2C4RDGCG1R100850
55-11232	Ford Cargo Van 1FTYE1M2GKA15440

FY 2015 DHCD TRAVEL

Agy	FISCAL_YEAR	Approp Year	Agy Fund	Comp GL Acct	Grant No	Grant Ph	Project No	Project Ph	Primary Doc Key	Index Code	PCA	Program Code 3	Comp Object	Comp Object Title	Vendor Name	Trans Amt
DB0	2015	2015	0100	3501					DE474710	AGENF	01016	1015	0402	TRAVEL - OUT OF CITY	MARIBETH DELORENZO	319.50
DB0	2015	2015	0100	3501					DE465717	AGENF	01016	1015	0402	TRAVEL - OUT OF CITY	MICHAEL P. KELLY	291.75
DB0	2015	2015	0100	3501					DE479447	AGENF	01016	1015	0402	TRAVEL - OUT OF CITY	ERICA WILLIS	319.50
DB0	2015	2015	0100	3500					IERMW350	AGENF	01016	1015	0402	TRAVEL - OUT OF CITY		3,933.99
DB0	2015	2015	0100	3501					DE465718	AGENF	01016	1015	0402	TRAVEL - OUT OF CITY	MICHAEL THOMAS	351.50
DB0	2015	2015	0100	3501					DE477509	AGENF	01016	1015	0402	TRAVEL - OUT OF CITY	POLLY DONALDSON	337.85
DB0	2015	2015	0100	3500					IEDEB542	AGENF	01016	1015	0402	TRAVEL - OUT OF CITY		990.30
DB0	2015	2015	0100	3501					DE465716	AGENF	01016	1015	0402	TRAVEL - OUT OF CITY	MARIBETH DELORENZO	379.25
DB0	2015	2015	0100	3500					IERMW540	PGENF	03011	3010	0402	TRAVEL - OUT OF CITY		676.84
DB0	2015	2015	0100	3500					IERMW540	AGENF	01091	1090	0402	TRAVEL - OUT OF CITY		4,200.38
DB0	2015	2015	0100	3500					IEDEB540	AGENF	01091	1090	0402	TRAVEL - OUT OF CITY		629.19
DB0	2015	2015	0100	3500					IERMW540	AGENF	01021	1020	0402	TRAVEL - OUT OF CITY		282.20
DB0	2015	2015	0602	3500					IERMW350	AHPAP	01016	1015	0402	TRAVEL - OUT OF CITY		2,016.05
DB0	2015	2015	0610	3501					DE472627	AUNFD	01016	1015	0402	TRAVEL - OUT OF CITY	IMPREST FUND: DB-IF-33	622.45
DB0	2015	2015	0610	3501					DE475990	AUNFD	01016	1015	0402	TRAVEL - OUT OF CITY	IMPREST FUND: DB-IF-33	598.37
DB0	2015	2015	0610	3501					DE488389	AUNFD	0131F	130F	0402	TRAVEL - OUT OF CITY	DOUGLAS KEMP	1,777.59
DB0	2015	2015	0700	3500			HPTFID	15	IERMW540	PINTD	02011	2010	0402	TRAVEL - OUT OF CITY		2,451.03
DB0	2015	2015	0700	3500			HPTFID	15	IERMW540	PINTD	03061	3060	0402	TRAVEL - OUT OF CITY		1,293.56
DB0	2015	2015	0700	3501			HPTFID	15	DE484263	AINTD	01016	1015	0402	TRAVEL - OUT OF CITY	DONNELL DAVIS	319.50
DB0	2015	2015	0700	3500			HPTFID	15	IERMW350	AINTD	01016	1015	0402	TRAVEL - OUT OF CITY		2,991.18
DB0	2015	2015	0700	3501			HPTFID	15	DE479445	AINTD	01016	1015	0402	TRAVEL - OUT OF CITY	VALISHA WARD	390.50
DB0	2015	2015	0700	3501			HPTFID	15	DE477345	AINTD	01016	1015	0402	TRAVEL - OUT OF CITY	CHRIS DICKERSIN-PROKOPP	178.50
DB0	2015	2015	0700	3501			HPTFID	15	DE482353	AINTD	01016	1015	0402	TRAVEL - OUT OF CITY	REBECCA YOUNG	335.00
DB0	2015	2015	0700	3500			HPTFID	15	IERMW540	AINTD	07011	7010	0402	TRAVEL - OUT OF CITY		1,613.63
DB0	2015	2015	0700	3500			HPTFID	15	IERMW540	PINTD	03051	3050	0402	TRAVEL - OUT OF CITY		1,952.96
DB0	2015	2015	0700	3500			HPTFID	15	IEDEB540	AINTD	03061	3060	0402	TRAVEL - OUT OF CITY		768.50
DB0	2015	2015	8200	3501	00LEAD	15			JL1210CO	X3050	03051	3050	0402	TRAVEL - OUT OF CITY		(1,008.00)
DB0	2015	2015	8200	3501	00LEAD	15			DE476195	X3050	03051	3050	0402	TRAVEL - OUT OF CITY	MOSES NUNEZ	252.00
DB0	2015	2015	8200	3501	00LEAD	15			DE478248	X3050	03051	3050	0402	TRAVEL - OUT OF CITY	REGINALD WILSON	132.85
DB0	2015	2015	8200	3501	00LEAD	15			DE483008	X3050	03051	3050	0402	TRAVEL - OUT OF CITY	CURTIS GREEN	138.45
DB0	2015	2015	8200	3501	00LEAD	15			DE476189	X3050	03051	3050	0402	TRAVEL - OUT OF CITY	WENDELL HAWKINS	252.00
DB0	2015	2015	8200	3501	00LEAD	15			DE479456	X3050	03051	3050	0402	TRAVEL - OUT OF CITY	MOSES NUNEZ	515.20
DB0	2015	2015	8200	3501	00LEAD	15			DE477770	X3050	03051	3050	0402	TRAVEL - OUT OF CITY	REGINALD WILSON	252.00
DB0	2015	2015	8200	3501	00LEAD	15			DE479328	X3050	03051	3050	0402	TRAVEL - OUT OF CITY	PATRICIA HAGANS	79.00
DB0	2015	2015	8200	3501	00LEAD	15			JL1210RV	X3050	03051	3050	0402	TRAVEL - OUT OF CITY		1,008.00
DB0	2015	2015	8200	3501	00LEAD	15			DE477772	X3050	03051	3050	0402	TRAVEL - OUT OF CITY	PATRICIA HAGANS	252.00
DB0	2015	2015	8200	3501	00LEAD	15			DE476188	X3050	03051	3050	0402	TRAVEL - OUT OF CITY	CURTIS GREEN	252.00
DB0	2015	2015	8200	3501	00LEAD	15			DE479330	X3050	03051	3050	0402	TRAVEL - OUT OF CITY	CONSTANCE ERVIN	140.00
DB0	2015	2015	8200	3500	00LEAD	15			IERMW540	X3050	03051	3050	0402	TRAVEL - OUT OF CITY		2,020.14
DB0	2015	2015	8200	3501	00LEAD	15			DE476193	X3050	03051	3050	0402	TRAVEL - OUT OF CITY	CONSTANCE ERVIN	252.00
DB0	2015	2015	8201	3501	00CDBG	15			DE474695	ACDBG	01016	1015	0402	TRAVEL - OUT OF CITY	SONIA P. GUTIERREZ	348.50

FY 2015 DHCD TRAVEL

Agy	FISCAL_YEAR	Approp Year	Agy Fund	Comp GL Acct	Grant No	Grant Ph	Project No	Project Ph	Primary Doc Key	Index Code	PCA	Program Code 3	Comp Object	Comp Object Title	Vendor Name	Trans Amt
DB0	2015	2015	8201	3501	00CDBG	15			DE465589	ACDBG	01016	1015	0402	TRAVEL - OUT OF CITY	CASSIA SOOKHOO	177.50
DB0	2015	2015	8201	3501	00CDBG	15			DE480533	ACDBG	01016	1015	0402	TRAVEL - OUT OF CITY	SONIA P. GUTIERREZ	416.96
DB0	2015	2015	8201	3500	00CDBG	15			DP027202	ACDBG	01016	1015	0402	TRAVEL - OUT OF CITY		(252.00)
DB0	2015	2015	8201	3500	00CDBG	15			IERMW350	ACDBG	01016	1015	0402	TRAVEL - OUT OF CITY		3,589.41
DB0	2015	2015	8201	3501	00CDBG	15			DE475860	ACDBG	01016	1015	0402	TRAVEL - OUT OF CITY	BERNARD GUZMAN	297.00
DB0	2015	2015	8201	3501	00CDBG	15			DE465714	ACDBG	01016	1015	0402	TRAVEL - OUT OF CITY	CASSIA SOOKHOO	190.86
DB0	2015	2015	8201	3501	00CDBG	15			DE479443	ACDBG	01016	1015	0402	TRAVEL - OUT OF CITY	DONALD FULP	473.16
DB0	2015	2015	8202	3501	00HOME	15			DE490529	AHOME	01016	1015	0402	TRAVEL - OUT OF CITY	ANTOINETTE N. MOORE	73.25
DB0	2015	2015	8202	3501	00HOME	15			DE488498	AHOME	01016	1015	0402	TRAVEL - OUT OF CITY	KIMBERLY WILLIAMS	165.00
DB0	2015	2015	8202	3501	00HOME	15			DE467317	AHOME	01016	1015	0402	TRAVEL - OUT OF CITY	LASHAUN DAVIS	231.00
DB0	2015	2015	8202	3501	00HOME	15			DE488496	AHOME	01016	1015	0402	TRAVEL - OUT OF CITY	VONDA J. ORDERS	165.00
DB0	2015	2015	8202	3501	00HOME	15			DE488490	AHOME	01016	1015	0402	TRAVEL - OUT OF CITY	LESLEY M. EDMOND	165.00
DB0	2015	2014	8202	3500	00HOME	14			CN052583	AHOME	01016	1015	0402	TRAVEL - OUT OF CITY	RHONDA WILLINGHAM	(5.00)
DB0	2015	2015	8202	3501	00HOME	15			DE477432	AHOME	01016	1015	0402	TRAVEL - OUT OF CITY	BERNARD GUZMAN	297.00
DB0	2015	2015	8202	3501	00HOME	15			DE488493	AHOME	01016	1015	0402	TRAVEL - OUT OF CITY	ANTOINETTE N. MOORE	165.00
Total															41,056.33	

FY 2016 DHCD TRAVEL

Agy	FISCAL_YEAR	Approp Year	Agy Fund	Comp GL Acct	Grant No	Grant Ph	Project No	Project Ph	Primary Doc Key	Index Code	PCA	Program Code 3	Comp Object	Comp Object Title	Vendor Name	Trans Amt
DB0	2016	2016	0100	3500					IEDEB723	AGENF	01016	1015	0402	TRAVEL - OUT OF CITY		876.86
DB0	2016	2016	0100	3501					DE496900	AGENF	01016	1015	0402	TRAVEL - OUT OF CITY	ERNEST MERCHANT	405.00
DB0	2016	2016	0610	3501					DE492630	AUNFD	01016	1015	0402	TRAVEL - OUT OF CITY	BERNARD GUZMAN	241.74
DB0	2016	2016	0610	3501					DE491602	AUNFD	0131F	130F	0402	TRAVEL - OUT OF CITY	DOUGLAS KEMP	150.01
DB0	2016	2016	0700	3501			HPTFID	16	DE496725	AINTD	01016	1015	0402	TRAVEL - OUT OF CITY	MICHAEL WOODSON	543.42
DB0	2016	2016	0700	3501			HPTFID	16	DE496813	AINTD	01016	1015	0402	TRAVEL - OUT OF CITY	KARANJA SLAUGHTER	527.80
DB0	2016	2016	8201	3501	00CDBG	16			DE496724	ACDBG	01016	1015	0402	TRAVEL - OUT OF CITY	ERNEST MERCHANT	310.50
DB0	2016	2016	8202	3501	00HOME	16			DE491606	AHOME	01016	1015	0402	TRAVEL - OUT OF CITY	KIMBERLY WILLIAMS	25.00
Total															3,080.33	

FY 15 and YTD FY 16 Overtime Earners at DHCD

FY 15 Overtime Earners

NAME	Hours	Amount
Abraham,Odette	246.00	11,789.30
Allen,Sandra	49.00	2,580.63
Baldwin-Scott,Hope L	8.00	653.66
Barnett,Ivy N	16.25	892.59
Bethel,Aundre	10.00	287.21
Blackston,Dante E	133.00	5,280.99
Brannum,Steven	14.00	941.19
Briscoe,Mikaell O	6.75	232.73
Brisker,Carlette	14.00	746.53
Brown,Bettina	7.00	233.76
Cusaac,Marshall Allen	6.50	357.04
Davis,Donnell M	13.50	563.88
Davis,Lashawn	91.00	5,527.82
Dickersin-Prokopp,Christopher J	7.00	303.87
DiFazio,John	8.00	452.28
Dorsey,Dawne M	116.00	3,857.04
Edwards,Clyde D	6.00	269.81
Ervin,Constance L.	107.00	6,436.83
Fields,Beatrix D	3.75	209.54

Gillis,Miranda Denae	5.00	314.78
Givens,Sabrina M	11.00	589.77
Gray,Sharon K	292.00	12,786.91
Green,Curtis J	50.00	1,486.79
Greer,Dorothy	9.50	462.07
Gutierrez,Sonia	7.00	355.94
Hall,Tilla Y	201.25	13,018.14
Hardy,Vanessa S	107.25	6,022.26
Hawkins,Sandra A	285.00	12,414.54
Hawkins,Wendell E	71.00	2,053.55
Hillsman,Pamela	47.00	3,591.46
Howard,Kwyna T	46.00	2,535.80
Howard,Tamika Roshawn	36.00	1,276.88
Izlar,Reginald	7.00	208.03
Jackson,Cheryl F	230.75	9,284.12
Jennings,Sherrell Y	7.00	201.04
Johnson,Antonio	12.00	416.31
Johnson,Mozella Boyd	85.00	4,423.20
Jones,Tiphonie	24.00	1,226.75
Lane,Karen Lawanda	92.51	3,643.61
Lee,Andrea T	18.00	576.69
Marshall,Calvin E	28.00	1,587.99
Marshall,Christopher J	5.00	226.05
Mckeever,Christine	288.00	12,487.14

Merchant,Ernest Wilson	86.00	5,960.97
Miles,Latonya A	9.00	393.10
Moore,Antoinette Nichole	6.50	292.83
Newkirk,Tamika	4.00	258.24
Nichols,Woodrow U	278.00	12,109.62
Nunez,Moises DJ	64.50	4,164.16
O'Neal,Antilecia	17.00	714.51
Onyekwere,Cindy	38.50	1,505.14
Pearson,Felicia R	96.00	4,273.68
Petteway,Robert E	61.50	4,696.50
Powell,Johnette M	15.50	642.27
Pringle,Darshell Gelinda	5.00	148.59
Rice,Betty L	9.00	466.88
Richardson,Bruce W	182.00	8,094.70
Roary Jr.,Booker R.	36.00	1,350.01
Sawyer,Karen E	37.00	1,894.17
Small,Leonard Jason	22.00	1,094.97
Smith,Brackett	5.00	196.24
Snow-Cain,Debbra	12.00	745.87
Sookhoo,Cassia	29.00	1,592.96
Thomas,Michael F.	16.50	560.12
Ward,Valisha R	8.00	614.24
Warner,Quinn	55.50	2,503.37
Washington,Jean O	37.00	1,678.59

Watson,Towanna A	78.00	5,541.81
Weston,Catrina A	176.00	7,666.53
White,Brian C	202.50	5,816.06
Willingham,Rhonda L	6.00	437.75
Willis,Erica	2.00	75.81
Woodson,Michael V	0.95	48.63
Wright,Linda M	86.00	3,630.00
	4,509.96	211,974.84

FY 16 Overtime Earners to date

Name	Hours	Amount
Allen,Sandra	55	3,005.44
Bellegarde,Emmanuel A.	9	572.26
Bethel,Aundre	11	325.40
Blackston,Dante E	57	2,769.46
Davis,Donnell M	15	473.98
Dorsey,Dawne M	8.75	320.00
Ervin,Constance L.	48	3,090.94
Givens,Sabrina M	8	301.74
Gray,Sharon K	10	451.06
Green,Curtis J	46.75	1,884.03
Hardy,Vanessa S	60	3,791.94
Hawkins,Wendell E	49.5	1,515.16
Hillsman,Pamela	35	2,463.40
Howard,Kwyna T	21	1,158.50
Howard,Tamika Roshawn	8	295.00
Jackson,Cheryl F	8.75	352.05
Jennings,Sherrell Y	19	561.18
Johnson,Antonio	4	138.77
Johnson,Mozella Boyd	9	355.82
Lane,Karen Lawanda	54.5	2,475.61
Mckeever,Christine	8	348.48

Merchant,Ernest Wilson	3	213.15
Newkirk,Tamika	4.75	315.87
Nunez,Moises DJ	45	2,992.42
O'Neal,Antilecia	127	5,695.64
Onyekwere,Cindy	16	777.39
Pearson,Felicia R	10	472.04
Powell,Johnette M	8	341.44
Roary Jr.,Booker R.	29	1,129.78
Smith,Brackett	7	242.56
Washington,Jean O	23.5	1,229.67
White,Brian C	8.75	260.04
White,Marquial	4	156.63
Woodson,Michael V	1	52.72
	832.25	40,529.57

Department of Housing and Community Development FY2016

Agency Department of Housing and Community Development

Agency Acronym DHCD

Agency Code DB0

Fiscal Year 2016

2016 Workload Measures

Performance Plan Metrics	Frequency of Reporting	Measure	FY2013	FY2014	FY2015
Workload Measure (9 Measures)					
Workload Measure	Annually	# of applications for financial assistance	43	64	0
Workload Measure	Quarterly	# of customers who utilize the Housing Resource Center	6618	4175	6363
Workload Measure	Quarterly	# of Inclusionary Zoning units built	6	60	96
Workload Measure	Quarterly	# of internal and external environmental reviews requested	141	123	39
Workload Measure	Annually	# of properties in PADD's inventory	150	155	153
Workload Measure	Quarterly	# of loans in portfolio	7378	7527	7536
Workload Measure	Quarterly	# of loan subordination requests	0	0	176
Workload Measure	Quarterly	# of Rental Housing Commission cases received	7	4	18
Workload Measure	Quarterly	# of HPAP applications	631	385	558

2016 Key Performance Indicators

Performance Plan Metrics	Division	Frequency of Reporting	Measure	Current Fiscal Year Target	FY2013	FY2014	FY2015
1 - Produce, preserve and protect 7500 affordable housing units by 2018, so that current and future residents can call DC home - regardless of income level (46 Measures)							
Key Performance Indicator		Quarterly	# of affordable housing units funded (new and rehab)	1900	379	1124	1217
Key Performance Indicator		Quarterly	# of special units funded (elderly, disabled, and homeless units)	400	95	237	197
Key Performance Indicator		Quarterly	# of homeownership units funded	200	7	35	163
Key Performance Indicator		Quarterly	# of First Right Purchase Assistance Program (tenant purchase) units funded - FRP New and Rehab Units	190	22	237	141

Performance Plan Metrics	Division	Frequency of Reporting	Measure	Current Fiscal Year Target	FY2013	FY2014	FY2015
Key Performance Indicator		Quarterly	Total affordable housing units rehabilitated	1000	212	195	816
Key Performance Indicator		Annually	% of new affordable housing units within an area WalkScore of 70 or higher	80	0	88.8	34
Key Performance Indicator		Annually	% of affordable housing units competitively evaluated and advancing to underwriting in the respective FY, that are highly sustainable and meet the Green Communities criteria	100	100	100	0
Key Performance Indicator		Quarterly	% of orders issued on voluntary agreement petitions within 45 days	90	100	58	100
Key Performance Indicator		Quarterly	% of initial orders issued on hardship petitions within 30 days of receipt	95	0	100	100
Key Performance Indicator		Quarterly	% of hardship petitions transferred to OAH within 70 days	95	0	0	100
Key Performance Indicator		Quarterly	% of final orders issued in 90 days without OAH hearing	95	0	0	100
Key Performance Indicator		Quarterly	% of condo registration applications processed within 60 days	95	95.76	90.86	96.86
Key Performance Indicator		Quarterly	% of structural defect warranty claim notices processed within 45 days	95	83.33	75	40
Key Performance Indicator		Quarterly	% of IZ lotteries conducted within 17 calendar days of receiving notice of availability	95	100	100	62.5
Key Performance Indicator		Quarterly	% of notifications provided to IZ owners within 7	95	0	0	70.59

Performance Plan Metrics	Division	Frequency of Reporting	Measure	Current Fiscal Year Target	FY2013	FY2014	FY2015
			days after lottery is held				
Key Performance Indicator		Annually	% of all required financial reviews completed	50	32.76	55.76	7.79
Key Performance Indicator		Quarterly	% of loans in good standing from previous quarter	92	92.71	91.34	89.36
Key Performance Indicator		Quarterly	% of loans more than 30 calendar days delinquent	1.91	1.87	2.17	1.7
Key Performance Indicator		Quarterly	% of loans in default	12	7.31	8.98	10.18
Key Performance Indicator		Quarterly	# of loans moved from delinquent to correct status	60	41	67	60
Key Performance Indicator		Quarterly	% of multi-family properties risk-rated	50	11.14	0	38.46
Key Performance Indicator		Quarterly	% of DC Preservation Network meetings attended	80	0	100	54.55
Key Performance Indicator		Annually	% of TOPA/Co-Op Multifamily properties in non-compliance for financial reporting reviews	25	0	0	94
Key Performance Indicator		Quarterly	# of appeals disposed	10	35	25	37
Key Performance Indicator		Annually	# of appeals cases > 3 years old	6	16	12	1
Key Performance Indicator		Quarterly	% of certified cases assigned to Commissioner within 14 calendar days	90	0	0	83
Key Performance Indicator		Quarterly	% of hearings scheduled within 30 day requirement	95	100	75	83.33
Key Performance Indicator		Annually	Average # of calendar days between hearing of new case and final decision	90	0	471	89
Key Performance Indicator		Quarterly	# of compliance reviews completed	120	0	0	118

Performance Plan Metrics	Division	Frequency of Reporting	Measure	Current Fiscal Year Target	FY2013	FY2014	FY2015
Key Performance Indicator		Annually	Average # of days for compliance review	50	0	0	30
Key Performance Indicator		Quarterly	% of environmental reviews conducted within 45 days	95	93.52	98.89	99.14
Key Performance Indicator		Quarterly	% of Fair Housing reviews completed within stated timelines	98	100	100	63.13
Key Performance Indicator		Quarterly	# of Fair Housing site inspections conducted	35	0	0	28
Key Performance Indicator		Quarterly	# of required physical inspections and file reviews of units conducted annually	1500	1473	1144	1295
Key Performance Indicator		Quarterly	# of affordable housing units funded (Residential and Community Services)	435	335	199	280
Key Performance Indicator		Quarterly	# of Single Family Rehab units funded	50	42	39	52
Key Performance Indicator		Quarterly	# of Healthy Homes units funded	65	0	0	0
Key Performance Indicator		Quarterly	# of Residential Rehab Special Needs units funded	15	15	11	20
Key Performance Indicator		Quarterly	# of first-time homebuyers funded by HPAP	225	238	130	187
Key Performance Indicator		Quarterly	# of DIstrict employee homebuyers funded by EHAP	80	104	63	74
Key Performance Indicator		Quarterly	# of District employee homebuyers funded by NEAHP	25	33	39	27
Key Performance Indicator		Quarterly	# of District homebuyers funded by HUD 203(k) loans	20	0	0	10
Key Performance Indicator		Quarterly	# of Housing Counseling Sessions	15000	19951	14084	19830

Performance Plan Metrics	Division	Frequency of Reporting	Measure	Current Fiscal Year Target	FY2013	FY2014	FY2015
Key Performance Indicator		Quarterly	# of Lead Safe Washington units funded	60	24	15	24
Key Performance Indicator		Quarterly	# of HPAP Special Needs units funded	0	2	2	10
Key Performance Indicator		Quarterly	# of units funded by homebuyer programs	225	269	145	214
2 - Transform vacant/blighted properties that spur community revitalization efforts in underserved communities (8 Measures)							
Key Performance Indicator		Quarterly	# of properties acquired	14	0	0	5
Key Performance Indicator		Quarterly	# of total properties acquired in targeting commercial corridors	2	0	0	0
Key Performance Indicator		Quarterly	# of properties recaptured from developers or transferees	3	0	3	0
Key Performance Indicator		Quarterly	# of properties disposed via solicitation for offer	10	0	0	8
Key Performance Indicator		Quarterly	# of Turn-Key units created	3	0	0	0
Key Performance Indicator		Quarterly	# of affordable housing units created through acquisition of abandoned properties	6	0	21	7
Key Performance Indicator		Annually	Targeted Average cost per property of acquisitions	75000	0	241000	0
Key Performance Indicator		Quarterly	# of properties for which disposition agreements were executed	9	2	0	0
3 - Promote community development activities (8 Measures)							
Key Performance Indicator		Quarterly	# of Section 3 Business Concerns certified	15	10	17	9
Key Performance Indicator		Quarterly	# of Section 3 Jobs Created	15	29	23	24

Performance Plan Metrics	Division	Frequency of Reporting	Measure	Current Fiscal Year Target	FY2013	FY2014	FY2015
Key Performance Indicator		Quarterly	# of Community Housing Development Organizations (CHDOs) certified/recertified	6	6	5	1
Key Performance Indicator		Quarterly	# of Davis Bacon eligible inspections	65	0	0	183
Key Performance Indicator		Quarterly	# of Davis Bacon deficiencies noted	80	0	0	414
Key Performance Indicator		Quarterly	# of Davis Bacon site visits	175	0	0	224
Key Performance Indicator		Quarterly	# of Small Business Technical Assistance Sessions	1500	1907	1250	3365
Key Performance Indicator		Quarterly	# of storefront façades improved	40	26	26	36

Performance Plan Metrics	Division	Frequency of Reporting	Measure	Current Fiscal Year Target	FY2013	FY2014	FY2015
No measures found							

2016 Objectives

FY16 Objectives

Division/Department	Objective Number	Objective Description
DHCD (3 Objectives)		
DHCD	1	Produce, preserve and protect 7500 affordable housing units by 2018, so that current and future residents can call DC home - regardless of income level
DHCD	2	Transform vacant/blighted properties that spur community revitalization efforts in underserved communities
DHCD	3	Promote community development activities

2016 Initiatives

Division/Department	Objective Number	Objective Title	Objective Description	Initiative Number	Initiative Title	Initiative Description
DHCD - 1 (5 Initiatives)						
DHCD	1	Produce, preserve and protect	Produce, preserve and protect	1.0	Maintain \$100 million and invest in the Housing	Annually submit a budget that requests \$100 million of new

Division/Department	Objective Number	Objective Title	Objective Description	Initiative Number	Initiative Title	Initiative Description
		7500 affordable housing units by 2018, so that current and future residents can call DC home - regardless of income level	7500 affordable housing units by 2018, so that current and future residents can call DC home - regardless of income level		Production Trust Fund	Housing Production Trust Funds (millions) and commit \$100 million of Housing Production Trust Fund. Committed funds will meet all statutory requirements.
DHCD	1	Produce, preserve and protect 7500 affordable housing units by 2018, so that current and future residents can call DC home - regardless of income level	Produce, preserve and protect 7500 affordable housing units by 2018, so that current and future residents can call DC home - regardless of income level	2.0	Remove vacant and blighted properties in targeted neighborhoods for affordable housing	Through DHCD's acquisition and disposition authority, the Agency will transform vacant and blighted properties into community assets. As part of this initiative, the Agency will invest in the acquisition of the properties, create a list of qualified developers to purchase the properties at a steep discount, and return the property to a productive use with affordable housing opportunities and link the initiative to other housing programs, such as the Home Purchase Assistance Program.
DHCD	1	Produce, preserve and protect 7500 affordable housing units by 2018, so that current	Produce, preserve and protect 7500 affordable housing units by 2018, so that current	3.0	Preserve affordable housing to create balanced growth opportunities in all eight wards	Carryout the work of the DC Housing Preservation Strike Force (Strike Force), created by Mayor Order in June 2015. The Strike Force serves as an

Division/Department	Objective Number	Objective Title	Objective Description	Initiative Number	Initiative Title	Initiative Description
DHCD	1	Produce, preserve and protect 7500 affordable housing units by 2018, so that current and future residents can call DC home - regardless of income level	Produce, preserve and protect 7500 affordable housing units by 2018, so that current and future residents can call DC home - regardless of income level	4.0	Create Opportunities for Senior to Age In Place	advisory group to address and propose actions to preserve existing affordable housing stock. The Strike Force is expected to produce reports addressing the current preservation situations by April 30, 2016. DHCD shall continue to organize and provide staff support for the Strike Force, submit reports to Mayor inclusive of recommendations for adoption and develop a plan to implement adopted Strike Force recommendations during Fiscal Year 2016. Partner with the Office on Aging to develop an aging in place program for seniors. The program shall provide low-cost or no cost financing for small home modifications (grab bars, chair lifts, ramps, etc.)
DHCD	1	Produce, preserve and protect 7500 affordable housing	Produce, preserve and protect 7500 affordable housing	5.0	Create new affordable rental and homeownership opportunities	Create new affordable rental and homeownership opportunities across all 8 Wards.

Division/Department	Objective Number	Objective Title	Objective Description	Initiative Number	Initiative Title	Initiative Description
		units by 2018, so that current and future residents can call DC home -	units by 2018, so that current and future residents can call DC home -			
		regardless of income level	regardless of income level			
TOT	5					

2016 Special Mayoral Plans

Initiative Title	Initiative Description	Special Mayoral Plan	Mayoral Plan Domain	Mayoral Plan Goal	Mayoral Plan Action
No oper/strat init-special mayoral plans links found					

2016 Linked Goals

Primary Priority Goal?	District Priority Goal	Priority Area	Initiative Number	Initiative Title	Objective Number	Objective Title	Objective Description
DHCD (8 Initiatives)							
<input checked="" type="checkbox"/>	Produce, preserve and protect affordable housing, so that current and future residents can call DC home – regardless of income level	A Strong Economy for All	1	Maintain \$100 million and invest in the Housing Production Trust Fund	1	Produce, preserve and protect 7500 affordable housing units by 2018, so that current and future residents can call DC home - regardless of income level	Produce, preserve and protect 7500 affordable housing units by 2018, so that current and future residents can call DC home - regardless of income level
<input type="checkbox"/>	Promote health equity	A Healthy Community	1	Maintain \$100 million and invest in the Housing Production Trust Fund	1	Produce, preserve and protect 7500 affordable housing units by 2018, so that current and future residents can call	Produce, preserve and protect 7500 affordable housing units by 2018, so that current and future residents can call

Primary Priority Goal?	District Priority Goal	Priority Area	Initiative Number	Initiative Title	Objective Number	Objective Title	Objective Description
<input type="checkbox"/>	Produce, preserve and protect affordable housing, so that current and future residents can call DC home – regardless of income level	A Strong Economy for All	2	Remove vacant and blighted properties in targeted neighborhoods for affordable housing	1	Produce, preserve and protect 7500 affordable housing units by 2018, so that current and future residents can call DC home – regardless of income level	DC home – regardless of income level Produce, preserve and protect 7500 affordable housing units by 2018, so that current and future residents can call DC home – regardless of income level
<input type="checkbox"/>	Produce, preserve and protect affordable housing, so that current and future residents can call DC home – regardless of income level	A Strong Economy for All	3	Preserve affordable housing to create balanced growth opportunities in all eight wards	1	Produce, preserve and protect 7500 affordable housing units by 2018, so that current and future residents can call DC home – regardless of income level	Produce, preserve and protect 7500 affordable housing units by 2018, so that current and future residents can call DC home – regardless of income level
<input type="checkbox"/>	Produce, preserve and protect affordable housing, so that current and future residents can call DC home – regardless of income level	A Strong Economy for All	4	Create Opportunities for Senior to Age In Place	1	Produce, preserve and protect 7500 affordable housing units by 2018, so that current and future residents can call DC home	Produce, preserve and protect 7500 affordable housing units by 2018, so that current and future residents can call DC home

Primary Priority Goal?	District Priority Goal	Priority Area	Initiative Number	Initiative Title	Objective Number	Objective Title	Objective Description
						- regardless of income level	- regardless of income level
<input type="checkbox"/>	Establish DC as a world class age-friendly city	A Healthy Community	4	Create Opportunities for Senior to Age In Place	1	Produce, preserve and protect 7500 affordable housing units by 2018, so that current and future residents can call DC home - regardless of income level	Produce, preserve and protect 7500 affordable housing units by 2018, so that current and future residents can call DC home - regardless of income level
<input type="checkbox"/>	Promote health equity	A Healthy Community	4	Create Opportunities for Senior to Age In Place	1	Produce, preserve and protect 7500 affordable housing units by 2018, so that current and future residents can call DC home - regardless of income level	Produce, preserve and protect 7500 affordable housing units by 2018, so that current and future residents can call DC home - regardless of income level
<input type="checkbox"/>	Produce, preserve and protect affordable housing, so that current and future residents can call DC home - regardless of income level	A Strong Economy for All	5	Create new affordable rental and homeownership opportunities	1	Produce, preserve and protect 7500 affordable housing units by 2018, so that current and future residents can call DC home -	Produce, preserve and protect 7500 affordable housing units by 2018, so that current and future residents can call DC home -

Primary Priority Goal?	District Priority Goal	Priority Area	Initiative Number	Initiative Title	Objective Number	Objective Title	Objective Description
						regardless of income level	regardless of income level
TOT			24		8		

FY 2015 BUDGET VS ACTUALS

DEPARTMENT OF HOUSING AND COMMUNITY DEVELOPMENT

Activity	GAAP Category	FY 2015 Approved Budget	Total Obligations & Expenditures	Variance	Comments
1010	1 - Personnel Services	222,294.46	214,973.27	7,321.19	PS costs less than budgeted due lapse salary or vacancy.
1010	2 - Non-Personnel Services	-	-	-	
1010 - PERSONNEL		222,294.46	214,973.27	7,321.19	
1015	1 - Personnel Services	107,977.08	108,793.43	(816.35)	PS costs allocated thru PeopleSoft interface; unable to reclass or reprogram at year-end
1015	2 - Non-Personnel Services	1,164,234.78	1,006,482.98	157,751.80	Travel & Training opportunities were less than anticipated through budget.
1015 - TRAINING & EMPLOYEE DEVELOPMENT		1,272,211.86	1,115,276.41	156,935.45	
1020	1 - Personnel Services	28,933.78	28,913.95	19.83	PS costs less than budgeted due lapse salary or vacancy.
1020	2 - Non-Personnel Services	-	-	-	
1020 - CONTRACTING & PROCUREMENT		28,933.78	28,913.95	19.83	
1030	1 - Personnel Services	394,546.49	367,893.47	26,653.02	PS costs less than budgeted due lapse salary or vacancy.
1030	2 - Non-Personnel Services	4,186,028.99	4,026,624.57	159,404.42	Contractual Services and supply expenditures were less than anticipated through budget.
1030 - PROPERTY MANAGEMENT		4,580,575.48	4,394,518.04	186,057.44	
1040	1 - Personnel Services	673,693.12	664,637.09	9,056.03	PS costs less than budgeted due lapse salary or vacancy.
1040	2 - Non-Personnel Services	522,035.34	256,214.33	265,821.01	Contractual Services and equipment expenditures were less than anticipated through budget.
1040 - INFORMATION TECHNOLOGY		1,195,728.46	920,851.42	274,877.04	
1050	2 - Non-Personnel Services	1,700,000.00	1,484,997.31	215,002.69	Asset management contract and additional funding for technical assistance not fully expended.
1050 - FINANCIAL MANAGEMENT		1,700,000.00	1,484,997.31	215,002.69	
1060	1 - Personnel Services	2,253,387.85	2,148,847.20	104,540.65	PS costs less than budgeted due lapse salary or vacancy.
1060	2 - Non-Personnel Services	-	(156.61)	156.61	Negative expenditure not reclass by year-end.
1060 - LEGAL		2,253,387.85	2,148,690.59	104,697.26	
1070	2 - Non-Personnel Services	268,279.46	255,049.36	13,230.10	Budget for Fleet assessment not fully expended.
1070 - FLEET MANAGEMENT		268,279.46	255,049.36	13,230.10	
1080	1 - Personnel Services	284,954.14	274,558.82	10,395.32	PS costs less than budgeted due lapse salary or vacancy.
1080	2 - Non-Personnel Services	870,598.48	483,054.67	387,543.81	Contractual Services expenditures were less than anticipated through budget.
1080 - COMMUNICATIONS		1,155,552.62	757,613.49	397,939.13	
1085	1 - Personnel Services	173,605.70	170,880.43	2,725.27	PS costs less than budgeted due lapse salary or vacancy.
1085 - CUSTOMER SERVICE		173,605.70	170,880.43	2,725.27	
1087	2 - Non-Personnel Services	5,352.27	-	5,352.27	Funding for the language access unused.
1087 - LANGUAGE ACCESS		5,352.27	-	5,352.27	

FY 2015 BUDGET VS ACTUALS

DEPARTMENT OF HOUSING AND COMMUNITY DEVELOPMENT

Activity	GAAP Category	FY 2015 Approved Budget	Total Obligations & Expenditures	Variance	Comments
1090	1 - Personnel Services	2,072,963.77	2,053,737.76	19,226.01	PS costs less than budgeted due lapse salary or vacancy.
1090	2 - Non-Personnel Services	-	-	-	
1090 - PERFORMANCE MANAGEMENT		2,072,963.77	2,053,737.76	19,226.01	
110F	1 - Personnel Services	659,943.44	594,395.16	65,548.28	PS costs less than budgeted due lapse salary or vacancy.
110F - BUDGET OPERATIONS		659,943.44	594,395.16	65,548.28	
120F	1 - Personnel Services	469,207.89	431,802.73	37,405.16	PS costs less than budgeted due lapse salary or vacancy.
120F - ACCOUNTING OPERATIONS		469,207.89	431,802.73	37,405.16	
130F	1 - Personnel Services	256,962.03	243,168.81	13,793.22	PS costs less than budgeted due lapse salary or vacancy.
130F	2 - Non-Personnel Services	96,894.14	6,831.07	90,063.07	NPS costs for travel, memberships dues and contracts not fully expended.
130F - FISCAL OFFICER		353,856.17	249,999.88	103,856.29	
2010	1 - Personnel Services	1,291,465.67	1,199,520.09	91,945.58	PS costs less than budgeted due lapse salary or vacancy.
2010	2 - Non-Personnel Services	134,130,322.14	81,382,882.51	52,747,439.63	Budgeted projects in pipeline are not fully expended; thus remaining balances carried forward to next fiscal year.
2010 - AFFORDABLE HOUSING PROJ. FINANCING		135,421,787.81	82,582,402.60	52,839,385.21	
2015	2 - Non-Personnel Services	460,238.18	460,238.18	-	
2015 - CUMMUNITY FACITIES PROJ. FINANCING		460,238.18	460,238.18	-	
3010	1 - Personnel Services	892,993.92	835,158.88	57,835.04	PS costs less than budgeted due lapse salary or vacancy.
3010	2 - Non-Personnel Services	6,140,693.61	5,888,301.66	252,391.95	Budget in HPTF not used because, NBA project do not qualify for HPTF funding.
3010 - NEIGHBORHOOD BASED ACTIVITIES		7,033,687.53	6,723,460.54	310,226.99	
3020	1 - Personnel Services	33,924.04	33,735.57	188.47	PS costs less than budgeted due lapse salary or vacancy.
3020	2 - Non-Personnel Services	2,397,931.52	1,949,001.22	448,930.30	Façade projects not completed which will be carried forward.
3020 - COMMUNITY SERVICES		2,431,855.56	1,982,736.79	449,118.77	
3030	1 - Personnel Services	700,165.63	512,977.18	187,188.45	PS costs less than budgeted due lapse salary or vacancy.
3030	2 - Non-Personnel Services	11,061,609.75	8,140,636.21	2,920,973.54	Lower loan closure rate than anticipated through budgeting.
3030 - RESIDENTIAL SERVICES - HPAP		11,761,775.38	8,653,613.39	3,108,161.99	
3035	2 - Non-Personnel Services	202,000.00	202,000.00	-	
3035 - RESIDENTIAL SERVICES - NEAHP		202,000.00	202,000.00	-	
3040	2 - Non-Personnel Services	481,588.90	81,588.90	400,000.00	Lower participation and loan closure rate than anticipated through budgeting.
3040 - RESIDENTIAL SERVICES - EAHP		481,588.90	81,588.90	400,000.00	
3050	1 - Personnel Services	484,050.01	485,272.08	(1,222.07)	PS costs allocated thru PeopleSoft interface; unable to reclass or reprogram at year-end

FY 2015 BUDGET VS ACTUALS

DEPARTMENT OF HOUSING AND COMMUNITY DEVELOPMENT

Activity	GAAP Category	FY 2015 Approved Budget	Total Obligations & Expenditures	Variance	Comments
3050	2 - Non-Personnel Services	2,123,486.84	1,130,663.11	992,823.73	Remaining grant award that has been extended for 1 year.
3050 - RESIDENTIAL SERVICES - LEAD SAFE WASHINGTON		2,607,536.85	1,615,935.19	991,601.66	
3060	1 - Personnel Services	524,013.11	484,622.94	39,390.17	PS costs less than budgeted due lapse salary or vacancy.
3060	2 - Non-Personnel Services	3,289,975.91	773,505.70	2,516,470.21	Lower than anticipated projects completed in fiscal year.
3060 - RESIDENTIAL SERVICES - SINGLE FAM REHAB		3,813,989.02	1,258,128.64	2,555,860.38	
4120	1 - Personnel Services	770,848.53	762,078.57	8,769.96	PS costs less than budgeted due lapse salary or vacancy.
4120	2 - Non-Personnel Services	2,904,149.87	1,708,797.29	1,195,352.58	Unused HPTF funding for anticipated projects.
4120 - PROPERTY ACQUISITION		3,674,998.40	2,470,875.86	1,204,122.54	
4130	2 - Non-Personnel Services	229,914.98	229,914.98	-	
4130 - PROPERTY DISPOSITION		229,914.98	229,914.98	-	
4140	2 - Non-Personnel Services	-	-	-	
4140 - PROPERTY MANAGEMENT		-	-	-	
4510	1 - Personnel Services	878,654.48	877,426.89	1,227.59	PS costs less than budgeted due lapse salary or vacancy.
4510	2 - Non-Personnel Services	1,887,205.75	1,680,133.39	207,072.36	
4510 - PORTFOLIO & ASSET MANAGEMENT		2,765,860.23	2,557,560.28	208,299.95	
4520	1 - Personnel Services	32,206.21	32,206.21	-	
4520 - TAX CREDIT ALLOCATION		32,206.21	32,206.21	-	
7010	1 - Personnel Services	804,804.77	804,644.86	159.91	PS costs less than budgeted due lapse salary or vacancy.
7010	2 - Non-Personnel Services	880,960.58	244,494.11	636,466.47	
7010 - CONTRACT COMPLIANCE		1,685,765.35	1,049,138.97	636,626.38	
7020	1 - Personnel Services	401,379.47	400,560.03	819.44	PS costs less than budgeted due lapse salary or vacancy.
7020 - QUALITY ASSURANCE		401,379.47	400,560.03	819.44	
7030	1 - Personnel Services	24,052.68	24,052.68	-	
7030 - HOMELESSNESS PREVENTION COMPLIANCE		24,052.68	24,052.68	-	
8110	1 - Personnel Services	742,209.18	542,603.77	199,605.41	PS costs less than budgeted due lapse salary or vacancy.
8110	2 - Non-Personnel Services	92,720.80	(58,144.14)	150,864.94	
8110 - RENTAL CONVERSION & SALES		834,929.98	484,459.63	350,470.35	
8120	2 - Non-Personnel Services	78,043.04	9,250.00	68,793.04	Fewer contractual services were used than budgeted for.
8120 - HOUSING RESOURCE CENTER		78,043.04	9,250.00	68,793.04	
8130	1 - Personnel Services	482,349.52	474,583.65	7,765.87	PS costs less than budgeted due lapse salary or vacancy.

FY 2015 BUDGET VS ACTUALS DEPARTMENT OF HOUSING AND COMMUNITY DEVELOPMENT

Activity	GAAP Category	FY 2015 Approved Budget	Total Obligations & Expenditures	Variance	Comments
8130	2 - Non-Personnel Services	-	-	-	
8130 - INCLUSIONARY ZONING PROGRAM		482,349.52	474,583.65	7,765.87	
8140	1 - Personnel Services	841,430.97	843,156.10	(1,725.13)	PS costs allocated thru PeopleSoft interface; unable to reclass or reprogram at year-end
8140	2 - Non-Personnel Services	51,200.00	20,860.00	30,340.00	Fewer contractual services were used than budgeted for.
8140 - RENTAL ACCOMODATIONS DIV.		892,630.97	864,016.10	28,614.87	
9110	1 - Personnel Services	894,658.38	885,635.28	9,023.10	PS costs less than budgeted due lapse salary or vacancy.
9110	2 - Non-Personnel Services	36,738.44	16,626.17	20,112.27	Fewer contractual services were used than budgeted for.
9110 - RENTAL HOUSING COMMISSION		931,396.82	902,261.45	29,135.37	
Grand Total		192,659,880.09	127,880,683.87	64,779,196.22	

YEAR TO DATE FY 2016 BUDGET VS ACTUALS
DEPARTMENT OF HOUSING AND COMMUNITY DEVELOPMENT

Activity	GAAP Category	FY 2016 Approved Budget	Total Obligations & Expenditures	Variance	Comments
1010	1 - Personnel Services	370,806.65	30,500.38	340,306.27	PS funding structural change within agency to more properly align funding with the tasks being performed; budget will be reprogrammed to balance shift.
1010	2 - Non-Personnel Services	1,750,000.00	-	1,750,000	Unused budget in the 1st quarter; however planned for use.
1010 - PERSONNEL		2,120,806.65	30,500.38	2,090,306	
1015	1 - Personnel Services	74,009.29	103,766.25	(29,756.96)	PS funding structural change within agency to more properly align funding with the tasks being performed; budget will be reprogrammed to balance shift.
1015	2 - Non-Personnel Services	392,754.26	71,633.74	321,120.52	Unused budget in the 1st quarter; however planned for use.
1015 - TRAINING & EMPLOYEE DEVELOPMENT		466,763.55	175,399.99	291,363.56	
1030	1 - Personnel Services	341,521.62	5,092.53	336,429.09	PS funding structural change within agency to more properly align funding with the tasks being performed; budget will be reprogrammed to balance shift.
1030	2 - Non-Personnel Services	4,510,910.27	3,590,844.74	920,065.53	Unused budget in the 1st quarter; however planned for use.
1030 - PROPERTY MANAGEMENT		4,852,431.89	3,595,937.27	1,256,494.62	
1040	1 - Personnel Services	354,730.48	175,100.44	179,630.04	PS funding structural change within agency to more properly align funding with the tasks being performed; budget will be reprogrammed to balance shift.
1040	2 - Non-Personnel Services	1,067,386.12	429,890.26	637,495.86	Unused budget in the 1st quarter; however planned for use.
1040 - INFORMATION TECHNOLOGY		1,422,116.60	604,990.70	817,125.9	
1050	2 - Non-Personnel Services	3,189,139.67	23,688.00	3,165,451.67	Unused budget in the 1st quarter; however planned for use.
1050 - FINANCIAL MANAGEMENT		3,189,139.67	23,688.00	3,165,451.67	
1060	1 - Personnel Services	1,777,302.77	385,732.43	1,391,570.34	PS funding structural change within agency to more properly align funding with the tasks being performed; budget will be reprogrammed to balance shift.
1060 - LEGAL		1,777,302.77	385,732.43	1,391,570.34	
1070	2 - Non-Personnel Services	-	33,504.00	(33,504)	Fleet budgeted as fixed costs under program 1030
1070 - FLEET MANAGEMENT		-	33,504.00	(33,504)	
1080	1 - Personnel Services	488,781.59	120,205.36	368,576.23	PS funding structural change within agency to more properly align funding with the tasks being performed; budget will be reprogrammed to balance shift.

**YEAR TO DATE FY 2016 BUDGET VS ACTUALS
DEPARTMENT OF HOUSING AND COMMUNITY DEVELOPMENT**

Activity	GAAP Category	FY 2016 Approved Budget	Total Obligations & Expenditures	Variance	Comments
1080	2 - Non-Personnel Services	961,759.18	178,095.55	783,663.63	Unused budget in the 1st quarter; however planned for use.
1080 - COMMUNICATIONS		1,450,540.77	298,300.91	1,152,239.86	
1085	1 - Personnel Services	119,980.68	694.63	119,286.05	PS funding structural change within agency to more properly align funding with the tasks being performed; budget will be reprogrammed to balance shift.
1085 - CUSTOMER SERVICE		119,980.68	694.63	119,286.05	
1087	2 - Non-Personnel Services	6,000.00	-	6,000	Unused budget in the 1st quarter; however planned for use.
1087 - LANGUAGE ACCESS		6,000.00	-	6,000	
1090	1 - Personnel Services	2,278,219.82	400,950.11	1,877,269.71	PS funding structural change within agency to more properly align funding with the tasks being performed; budget will be reprogrammed to balance shift.
1090	2 - Non-Personnel Services	51,902.75	-	51,902.75	Unused budget in the 1st quarter; however planned for use.
1090 - PERFORMANCE MANAGEMENT		2,330,122.57	400,950.11	1,929,172.46	
110F	1 - Personnel Services	722,902.92	171,273.98	551,628.94	PS funding structural change within agency to more properly align funding with the tasks being performed; budget will be reprogrammed to balance shift.
110F - BUDGET OPERATIONS		722,902.92	171,273.98	551,628.94	
120F	1 - Personnel Services	679,094.52	135,124.93	543,969.59	PS funding structural change within agency to more properly align funding with the tasks being performed; budget will be reprogrammed to balance shift.
120F - ACCOUNTING OPERATIONS		679,094.52	135,124.93	543,969.59	
130F	1 - Personnel Services	187,365.10	42,004.94	145,360.16	PS funding structural change within agency to more properly align funding with the tasks being performed; budget will be reprogrammed to balance shift.
130F	2 - Non-Personnel Services	438,000.00	1,697.53	436,302.47	Unused budget in the 1st quarter; however planned for use.
130F - FISCAL OFFICER		625,365.10	43,702.47	581,662.63	
2010	1 - Personnel Services	2,135,768.67	424,293.80	1,711,474.87	PS funding structural change within agency to more properly align funding with the tasks being performed; budget will be reprogrammed to balance shift.
2010	2 - Non-Personnel Services	221,193,559.15	82,548,574.30	138,644,984.85	Unused budget in the 1st quarter; however planned for use.
2010 - AFFORDABLE HOUSING PROJ. FINANCING		223,329,327.82	82,972,868.10	140,356,459.72	

YEAR TO DATE FY 2016 BUDGET VS ACTUALS
DEPARTMENT OF HOUSING AND COMMUNITY DEVELOPMENT

Activity	GAAP Category	FY 2016 Approved Budget	Total Obligations & Expenditures	Variance	Comments
2015	2 - Non-Personnel Services	3,445,000.00	-	3,445,000	Unused budget in the 1st quarter; however planned for use.
2015 - CUMMUNITY FACITIES PROJ. FINANCING		3,445,000.00	-	3,445,000	
3010	1 - Personnel Services	1,092,711.38	267,556.66	825,154.72	PS funding structural change within agency to more properly align funding with the tasks being performed; budget will be reprogrammed to balance shift.
3010	2 - Non-Personnel Services	4,535,000.00	4,496,820.00	38,180	Unused budget in the 1st quarter; however planned for use.
3010 - NEIGHBORHOOD BASED ACTIVITIES		5,627,711.38	4,764,376.66	863,335	
3015	2 - Non-Personnel Services	3,000,000.00	1,927,763.00	1,072,237	Unused budget in the 1st quarter; however planned for use.
3015 - SMALL BUSINESS TECHNICAL ASSISTANCE		3,000,000.00	1,927,763.00	1,072,237	
3020	2 - Non-Personnel Services	2,594,358.00	161,398.60	2,432,959.4	Unused budget in the 1st quarter; however planned for use.
3020 - COMMUNITY SERVICES		2,594,358.00	161,398.60	2,432,959.4	
3030	1 - Personnel Services	493,686.52	94,787.52	398,899	PS funding structural change within agency to more properly align funding with the tasks being performed; budget will be reprogrammed to balance shift.
3030	2 - Non-Personnel Services	9,171,150.81	8,926,150.81	245,000	Unused budget in the 1st quarter; however planned for use.
3030 - RESIDENTIAL SERVICES - HPAP		9,664,837.33	9,020,938.33	643,899	
3035	2 - Non-Personnel Services	316,933.42	-	316,933.42	Unused budget in the 1st quarter; however planned for use.
3035 - RESIDENTIAL SERVICES - NEAHP		316,933.42	-	316,933.42	
3040	2 - Non-Personnel Services	960,000.00	960,000.00	0.00	Unused budget in the 1st quarter; however planned for use.
3040 - RESIDENTIAL SERVICES - EAHP		960,000.00	960,000.00	0.00	
3050	1 - Personnel Services	571,455.54	134,780.50	436,675.04	PS funding structural change within agency to more properly align funding with the tasks being performed; budget will be reprogrammed to balance shift.
3050	2 - Non-Personnel Services	994,468.79	70,000.00	924,468.79	Budget due to remaining grant award.
3050 - RESIDENTIAL SERVICES - LEAD SAFE WASHINGTON		1,565,924.33	204,780.50	1,361,143.83	
3060	1 - Personnel Services	402,129.21	125,748.81	276,380.4	PS funding structural change within agency to more properly align funding with the tasks being performed; budget will be reprogrammed to balance shift.
3060	2	1,400,000.00	313,465.00	1,086,535	

**YEAR TO DATE FY 2016 BUDGET VS ACTUALS
DEPARTMENT OF HOUSING AND COMMUNITY DEVELOPMENT**

Activity	GAAP Category	FY 2016 Approved Budget	Total Obligations & Expenditures	Variance	Comments
3060 - RESIDENTIAL SERVICES - SINGLE FAM REHAB		1,802,129.21	439,213.81	1,362,915	
4120	1 - Personnel Services	917,548.41	211,004.34	706,544.07	PS funding structural change within agency to more properly align funding with the tasks being performed; budget will be reprogrammed to balance shift.
4120	2 - Non-Personnel Services	3,478,489.20	219,708.83	3,258,780.37	Unused budget in the 1st quarter; however planned for use.
4120 - PROPERTY ACQUISITION		4,396,037.61	430,713.17	3,965,324.44	
4130	2 - Non-Personnel Services	300,000.00	230,565.18	69,434.82	Unused budget in the 1st quarter; however planned for use.
4130 - PROPERTY DISPOSITION		300,000.00	230,565.18	69,434.82	
4140	2 - Non-Personnel Services	33,543.80	10,950.00	22,593.8	Unused budget in the 1st quarter; however planned for use.
4140 - PROPERTY MANAGEMENT		33,543.80	10,950.00	22,593.8	
4510	1 - Personnel Services	1,194,736.80	245,550.22	949,186.58	PS funding structural change within agency to more properly align funding with the tasks being performed; budget will be reprogrammed to balance shift.
4510	2 - Non-Personnel Services	2,912,657.18	2,448,000.00	464,657.18	Unused budget in the 1st quarter; however planned for use.
4510 - PORTFOLIO & ASSET MANAGEMENT		4,107,393.98	2,693,550.22	1,413,843.76	
7010	1 - Personnel Services	680,161.68	197,419.28	482,742.4	PS funding structural change within agency to more properly align funding with the tasks being performed; budget will be reprogrammed to balance shift.
7010	2 - Non-Personnel Services	315,435.00	-	315,435	Unused budget in the 1st quarter; however planned for use.
7010 - CONTRACT COMPLIANCE		995,596.68	197,419.28	798,177	
7020	1 - Personnel Services	745,721.87	186,594.43	559,127.44	PS funding structural change within agency to more properly align funding with the tasks being performed; budget will be reprogrammed to balance shift.
7020 - QUALITY ASSURANCE		745,721.87	186,594.43	559,127.44	
8110	1 - Personnel Services	573,756.28	167,597.00	406,159.28	PS funding structural change within agency to more properly align funding with the tasks being performed; budget will be reprogrammed to balance shift.
8110	2 - Non-Personnel Services	96,080.00	87,360.00	8,720	Unused budget in the 1st quarter; however planned for use.
8110 - RENTAL CONVERSION & SALES		669,836.28	254,957.00	414,879	

**YEAR TO DATE FY 2016 BUDGET VS ACTUALS
DEPARTMENT OF HOUSING AND COMMUNITY DEVELOPMENT**

Activity	GAAP Category	FY 2016 Approved Budget	Total Obligations & Expenditures	Variance	Comments
8120	2 - Non-Personnel Services	1,355.78	-	1,355.78	Unused budget in the 1st quarter; however planned for use.
8120 - HOUSING RESOURCE CENTER		1,355.78	-	1,355.78	
8130	1 - Personnel Services	632,305.58	100,894.45	531,411.13	PS funding structural change within agency to more properly align funding with the tasks being performed; budget will be reprogrammed to balance shift.
8130 - INCLUSIONARY ZONING PROGRAM		632,305.58	100,894.45	531,411.13	
8140	1 - Personnel Services	714,144.47	187,840.66	526,303.81	PS funding structural change within agency to more properly align funding with the tasks being performed; budget will be reprogrammed to balance shift.
8140	2	88,360.00	26,000.00	62,360	Unused budget in the 1st quarter; however planned for use.
8140 - RENTAL ACCOMODATIONS DIV.		802,504.47	213,840.66	588,664	
9110	1 - Personnel Services	973,484.85	186,898.84	786,586.01	PS funding structural change within agency to more properly align funding with the tasks being performed; budget will be reprogrammed to balance shift.
9110	2 - Non-Personnel Services	29,122.48	9,899.10	19,223.38	Unused budget in the 1st quarter; however planned for use.
9110 - RENTAL HOUSING COMMISSION		1,002,607.33	196,797.94	805,809.39	
Grand Total		285,755,692.56	110,867,421.13	174,888,271	

Activity	GAAP Category	FY 2015 Approved Budget	FY 2015 Total Obligations & Expenditures	FY 2016 Approved Budget	FY 2016 Total Obligations & Expenditures	FY 2015 vs FY 2016 Budget Variance	FY 2015 vs FY 2016 Expenditure Variance	Comments
1010	1 - Personnel Services	222,294.46	214,973.27	370,806.65	30,500.38	148,512.19	(184,472.89)	PS funding structural change within the agency to properly align funding sources with the tasks performed by the programmatic area. Budget will be reprogrammed to balance shift.
1010	2 - Non-Personnel Services	-	-	1,750,000.00	-	1,750,000.00	-	Technical assistance for time/cost allocation resulting from audit findings. Not budgeted for in FY15.
1010 - PERSONNEL		222,294.46	214,973.27	2,120,806.65	30,500.38	1,898,512.19	(184,472.89)	
1015	1 - Personnel Services	107,977.08	108,793.43	74,009.29	103,766.25	(33,967.79)	(5,027.18)	PS funding structural change within the agency to properly align funding sources with the tasks performed by the programmatic area. Budget will be reprogrammed to balance shift.
1015	2 - Non-Personnel Services	1,164,234.78	1,006,482.98	392,754.26	71,633.74	(771,480.52)	(934,849.24)	Variance reflects agency's desire reduce out of town travel and training.
1015 - TRAINING & EMPLOYEE		1,272,211.86	1,115,276.41	466,763.55	175,399.99	(805,448.31)	(939,876.42)	
1020	1 - Personnel Services	28,933.78	28,913.95	-	-	(28,933.78)	(28,913.95)	PS funding structural change within the agency to properly align funding sources with the tasks performed by the programmatic area. Budget will be reprogrammed to balance shift.
1020	2 - Non-Personnel Services	-	-	-	-	-	-	
1020 - CONTRACTING & PROCUREMENT		28,933.78	28,913.95	-	-	(28,933.78)	(28,913.95)	
1030	1 - Personnel Services	394,546.49	367,893.47	341,521.62	5,092.53	(53,024.87)	(362,800.94)	PS funding structural change within the agency to properly align funding sources with the tasks performed by the programmatic area. Budget will be reprogrammed to balance shift.
1030	2 - Non-Personnel Services	4,186,028.99	4,026,624.57	4,510,910.27	3,590,844.74	324,881.28	(435,779.83)	Agency budgeted to cover contractual services along with several incomplete buildout services within the agency.
1030 - PROPERTY MANAGEMENT		4,580,575.48	4,394,518.04	4,852,431.89	3,595,937.27	271,856.41	(798,580.77)	
1040	1 - Personnel Services	673,693.12	664,637.09	354,730.48	175,100.44	(318,962.64)	(489,536.65)	PS funding structural change within the agency to properly align funding sources with the tasks performed by the programmatic area. Budget will be reprogrammed to balance shift.
1040	2 - Non-Personnel Services	522,035.34	256,214.33	1,067,386.12	429,890.26	545,350.78	173,675.93	Agency anticipates a spike in new technology also an upgrade in the agency's computers.
1040 - INFORMATION TECHNOLOGY		1,195,728.46	920,851.42	1,422,116.60	604,990.70	226,388.14	(315,860.72)	
1050	2 - Non-Personnel Services	1,700,000.00	1,484,997.31	3,189,139.67	23,688.00	1,489,139.67	(1,461,309.31)	Additional budget due to hardware update agency wide.
1050 - FINANCIAL MANAGEMENT		1,700,000.00	1,484,997.31	3,189,139.67	23,688.00	1,489,139.67	(1,461,309.31)	
1060	1 - Personnel Services	2,253,387.85	2,148,847.20	1,777,302.77	385,732.43	(476,085.08)	(1,763,114.77)	PS funding structural change within the agency to properly align funding sources with the tasks performed by the programmatic area. Budget will be reprogrammed to balance shift.
1060	2 - Non-Personnel Services	-	(156.61)	-	-	-	156.61	
1060 - LEGAL		2,253,387.85	2,148,690.59	1,777,302.77	385,732.43	(476,085.08)	(1,762,958.16)	
1070	2 - Non-Personnel Services	268,279.46	255,049.36	-	33,504.00	(268,279.46)	(221,545.36)	Agency budgeted Fleet within program 1030 along with all Fixed Costs for the agency.
1070 - FLEET MANAGEMENT		268,279.46	255,049.36	-	33,504.00	(268,279.46)	(221,545.36)	
1080	1 - Personnel Services	284,954.14	274,558.82	488,781.59	120,205.36	203,827.45	(154,353.46)	PS funding structural change within the agency to properly align funding sources with the tasks performed by the programmatic area. Budget will be reprogrammed to balance shift.
1080	2 - Non-Personnel Services	870,598.48	483,054.67	961,759.18	178,095.55	91,160.70	(304,959.12)	Budget for costs to be incurred throughout the fiscal year.
1080 - COMMUNICATIONS		1,155,552.62	757,613.49	1,450,540.77	298,300.91	294,988.15	(459,312.58)	

Activity	GAAP Category	FY 2015 Approved Budget	FY 2015 Total Obligations & Expenditures	FY 2016 Approved Budget	FY 2016 Total Obligations & Expenditures	FY 2015 vs FY 2016 Budget Variance	FY 2015 vs FY 2016 Expenditure Variance	Comments
1085	1 - Personnel Services	173,605.70	170,880.43	119,980.68	694.63	(53,625.02)	(170,185.80)	PS funding structural change within the agency to properly align funding sources with the tasks performed by the programmatic area. Budget will be reprogrammed to balance shift.
1085 - CUSTOMER SERVICE		173,605.70	170,880.43	119,980.68	694.63	(53,625.02)	(170,185.80)	
1087	2 - Non-Personnel Services	5,352.27	-	6,000.00	-	647.73	-	
1087 - LANGUAGE ACCESS		5,352.27	-	6,000.00	-	647.73	-	
1090	1 - Personnel Services	2,072,963.77	2,053,737.76	2,278,219.82	400,950.11	205,256.05	(1,652,787.65)	PS funding structural change within the agency to properly align funding sources with the tasks performed by the programmatic area. Budget will be reprogrammed to balance shift.
1090	2 - Non-Personnel Services	-	-	51,902.75	-	51,902.75	-	Budget for costs to be incurred throughout the fiscal year.
1090 - PERFORMANCE MANAGEMENT		2,072,963.77	2,053,737.76	2,330,122.57	400,950.11	257,158.80	(1,652,787.65)	
110F	1 - Personnel Services	659,943.44	594,395.16	722,902.92	171,273.98	62,959.48	(423,121.18)	PS funding structural change within the agency to properly align funding sources with the tasks performed by the programmatic area. Budget will be reprogrammed to balance shift.
110F - BUDGET OPERATIONS		659,943.44	594,395.16	722,902.92	171,273.98	62,959.48	(423,121.18)	
120F	1 - Personnel Services	469,207.89	431,802.73	679,094.52	135,124.93	209,886.63	(296,677.80)	PS funding structural change within the agency to properly align funding sources with the tasks performed by the programmatic area. Budget will be reprogrammed to balance shift.
120F - ACCOUNTING OPERATIONS		469,207.89	431,802.73	679,094.52	135,124.93	209,886.63	(296,677.80)	
130F	1 - Personnel Services	256,962.03	243,168.81	187,365.10	42,004.94	(69,596.93)	(201,163.87)	PS funding structural change within the agency to properly align funding sources with the tasks performed by the programmatic area. Budget will be reprogrammed to balance shift.
130F	2 - Non-Personnel Services	96,894.14	6,831.07	438,000.00	1,697.53	341,105.86	(5,133.54)	Budget for costs to be incurred throughout the fiscal year.
130F - FISCAL OFFICER		353,856.17	249,999.88	625,365.10	43,702.47	271,508.93	(206,297.41)	
2010	1 - Personnel Services	1,291,465.67	1,199,520.09	2,135,768.67	424,293.80	844,303.00	(775,226.29)	PS funding structural change within the agency to properly align funding sources with the tasks performed by the programmatic area. Budget will be reprogrammed to balance shift.
2010	2 - Non-Personnel Services	134,130,322.14	81,382,882.51	221,193,559.15	82,548,574.30	87,063,237.01	1,165,691.79	Budget for costs to be incurred throughout the fiscal year.
2010 - AFFORDABLE HOUSING PROJ. FINANCING		135,421,787.81	82,582,402.60	223,329,327.82	82,972,868.10	87,907,540.01	390,465.50	
2015	2 - Non-Personnel Services	460,238.18	460,238.18	3,445,000.00	-	2,984,761.82	(460,238.18)	Budget for costs to be incurred throughout the fiscal year.
2015 - CUMMUNITY FACITIES PROJ. FINANCING		460,238.18	460,238.18	3,445,000.00	-	2,984,761.82	(460,238.18)	
3010	1 - Personnel Services	892,993.92	835,158.88	1,092,711.38	267,556.66	199,717.46	(567,602.22)	PS funding structural change within the agency to properly align funding sources with the tasks performed by the programmatic area. Budget will be reprogrammed to balance shift.
3010	2 - Non-Personnel Services	6,140,693.61	5,888,301.66	4,535,000.00	4,496,820.00	(1,605,693.61)	(1,391,481.66)	Variance is due to reduction in anticipated loan closures.
3010 - NEIGHBORHOOD BASED ACTIVITIES		7,033,687.53	6,723,460.54	5,627,711.38	4,764,376.66	(1,405,976.15)	(1,959,083.88)	
3015	2 - Non-Personnel Services	-	-	3,000,000.00	1,927,763.00	3,000,000.00	1,927,763.00	Small Business Technical Assistance for the NBA program.
3015 - SMALL BUSINESS TECHNICAL ASSISTANCE		-	-	3,000,000.00	1,927,763.00	3,000,000.00	1,927,763.00	

Activity	GAAP Category	FY 2015 Approved Budget	FY 2015 Total Obligations & Expenditures	FY 2016 Approved Budget	FY 2016 Total Obligations & Expenditures	FY 2015 vs FY 2016 Budget Variance	FY 2015 vs FY 2016 Expenditure Variance	Comments
3020	1 - Personnel Services	33,924.04	33,735.57	-	-	(33,924.04)	(33,735.57)	PS funding structural change within the agency to properly align funding sources with the tasks performed by the programmatic area. Budget will be reprogrammed to balance shift.
3020	2 - Non-Personnel Services	2,397,931.52	1,949,001.22	2,594,358.00	161,398.60	196,426.48	(1,787,602.62)	Agency initiative to enhance opportunities for community-based organizations
3020 - COMMUNITY SERVICES		2,431,855.56	1,982,736.79	2,594,358.00	161,398.60	162,502.44	(1,821,338.19)	
3030	1 - Personnel Services	700,165.63	512,977.18	493,686.52	94,787.52	(206,479.11)	(418,189.66)	PS funding structural change within the agency to properly align funding sources with the tasks performed by the programmatic area. Budget will be reprogrammed to balance shift.
3030	2 - Non-Personnel Services	11,061,609.75	8,140,636.21	9,171,150.81	8,926,150.81	(1,890,458.94)	785,514.60	Budget for costs to be incurred throughout the fiscal year.
3030 - RESIDENTIAL SERVICES - HPAP		11,761,775.38	8,653,613.39	9,664,837.33	9,020,938.33	(2,096,938.05)	367,324.94	
3035	2 - Non-Personnel Services	202,000.00	202,000.00	316,933.42	-	114,933.42	(202,000.00)	Budget for costs to be incurred throughout the fiscal year.
3035 - RESIDENTIAL SERVICES - NEAHP		202,000.00	202,000.00	316,933.42	-	114,933.42	(202,000.00)	
3040	2 - Non-Personnel Services	481,588.90	81,588.90	960,000.00	960,000.00	478,411.10	878,411.10	Budget for costs to be incurred throughout the fiscal year.
3040 - RESIDENTIAL SERVICES - EAHP		481,588.90	81,588.90	960,000.00	960,000.00	478,411.10	878,411.10	
3050	1 - Personnel Services	484,050.01	485,272.08	571,455.54	134,780.50	87,405.53	(350,491.58)	PS funding structural change within the agency to properly align funding sources with the tasks performed by the programmatic area. Budget will be reprogrammed to balance shift.
3050	2 - Non-Personnel Services	2,123,486.84	1,130,663.11	994,468.79	70,000.00	(1,129,018.05)	(1,060,663.11)	Variance shows decrease in HPTF allocated to this programmatic area.
3050 - RESIDENTIAL SERVICES - LEAD SAFE WASHINGTON		2,607,536.85	1,615,935.19	1,565,924.33	204,780.50	(1,041,612.52)	(1,411,154.69)	
3060	1 - Personnel Services	524,013.11	484,622.94	402,129.21	125,748.81	(121,883.90)	(358,874.13)	PS funding structural change within the agency to properly align funding sources with the tasks performed by the programmatic area. Budget will be reprogrammed to balance shift.
3060	2 - Non-Personnel Services	3,289,975.91	773,505.70	1,400,000.00	313,465.00	(1,889,975.91)	(460,040.70)	Variance is due to reduction in program's output of projects in pipeline.
3060 - RESIDENTIAL SERVICES - SINGLE FAM REHAB		3,813,989.02	1,258,128.64	1,802,129.21	439,213.81	(2,011,859.81)	(818,914.83)	
4120	1 - Personnel Services	770,848.53	762,078.57	917,548.41	211,004.34	146,699.88	(551,074.23)	PS funding structural change within the agency to properly align funding sources with the tasks performed by the programmatic area. Budget will be reprogrammed to balance shift.
4120	2 - Non-Personnel Services	2,904,149.87	1,708,797.29	3,478,489.20	219,708.83	574,339.33	(1,489,088.46)	Budget for anticipated costs to be incurred throughout the fiscal year.
4120 - PROPERTY ACQUISITION		3,674,998.40	2,470,875.86	4,396,037.61	430,713.17	721,039.21	(2,040,162.69)	
4130	2 - Non-Personnel Services	229,914.98	229,914.98	300,000.00	230,565.18	70,085.02	650.20	Budget for anticipated costs to be incurred throughout the fiscal year.
4130 - PROPERTY DISPOSITION		229,914.98	229,914.98	300,000.00	230,565.18	70,085.02	650.20	
4140	2 - Non-Personnel Services	-	-	33,543.80	10,950.00	33,543.80	10,950.00	Budget for anticipated costs to be incurred throughout the fiscal year.
4140 - PROPERTY MANAGEMENT		-	-	33,543.80	10,950.00	33,543.80	10,950.00	
4510	1 - Personnel Services	878,654.48	877,426.89	1,194,736.80	245,550.22	316,082.32	(631,876.67)	PS funding structural change within the agency to properly align funding sources with the tasks performed by the programmatic area. Budget will be reprogrammed to balance shift.
4510	2 - Non-Personnel Services	1,887,205.75	1,680,133.39	2,912,657.18	2,448,000.00	1,025,451.43	767,866.61	Budget for anticipated costs to be incurred throughout the fiscal year.
4510 - PORTFOLIO & ASSET MANAGEMENT		2,765,860.23	2,557,560.28	4,107,393.98	2,693,550.22	1,341,533.75	135,989.94	

Activity	GAAP Category	FY 2015 Approved Budget	FY 2015 Total Obligations & Expenditures	FY 2016 Approved Budget	FY 2016 Total Obligations & Expenditures	FY 2015 vs FY 2016 Budget Variance	FY 2015 vs FY 2016 Expenditure Variance	Comments
4520	1 - Personnel Services	32,206.21	32,206.21	-	-	(32,206.21)	(32,206.21)	PS funding structural change within the agency to properly align funding sources with the tasks performed by the programmatic area. Budget will be reprogrammed to balance shift.
4520 - TAX CREDIT ALLOCATION		32,206.21	32,206.21	-	-	(32,206.21)	(32,206.21)	
7010	1 - Personnel Services	804,804.77	804,644.86	680,161.68	197,419.28	(124,643.09)	(607,225.58)	PS funding structural change within the agency to properly align funding sources with the tasks performed by the programmatic area. Budget will be reprogrammed to balance shift.
7010	2 - Non-Personnel Services	880,960.58	244,494.11	315,435.00	-	(565,525.58)	(244,494.11)	Variance reflects reduction of Contractual Services within this programmatic area.
7010 - CONTRACT COMPLIANCE		1,685,765.35	1,049,138.97	995,596.68	197,419.28	(690,168.67)	(851,719.69)	
7020	1 - Personnel Services	401,379.47	400,560.03	745,721.87	186,594.43	344,342.40	(213,965.60)	PS funding structural change within the agency to properly align funding sources with the tasks performed by the programmatic area. Budget will be reprogrammed to balance shift.
7020 - QUALITY ASSURANCE		401,379.47	400,560.03	745,721.87	186,594.43	344,342.40	(213,965.60)	
7030	1 - Personnel Services	24,052.68	24,052.68	-	-	(24,052.68)	(24,052.68)	PS funding structural change within the agency to properly align funding sources with the tasks performed by the programmatic area. Budget will be reprogrammed to balance shift.
7030 - HOMELESSNESS PREVENTION COMPLIANCE		24,052.68	24,052.68	-	-	(24,052.68)	(24,052.68)	
8110	1 - Personnel Services	742,209.18	542,603.77	573,756.28	167,597.00	(168,452.90)	(375,006.77)	PS funding structural change within the agency to properly align funding sources with the tasks performed by the programmatic area. Budget will be reprogrammed to balance shift.
8110	2 - Non-Personnel Services	92,720.80	(58,144.14)	96,080.00	87,360.00	3,359.20	145,504.14	Budget for anticipated costs to be incurred throughout the fiscal year.
8110 - RENTAL CONVERSION & SALES		834,929.98	484,459.63	669,836.28	254,957.00	(165,093.70)	(229,502.63)	
8120	2 - Non-Personnel Services	78,043.04	9,250.00	1,355.78	-	(76,687.26)	(9,250.00)	Budget reduction due to projected decrease in spending for fiscal year.
8120 - HOUSING RESOURCE CENTER		78,043.04	9,250.00	1,355.78	-	(76,687.26)	(9,250.00)	
8130	1 - Personnel Services	482,349.52	474,583.65	632,305.58	100,894.45	149,956.06	(373,689.20)	PS funding structural change within the agency to properly align funding sources with the tasks performed by the programmatic area. Budget will be reprogrammed to balance shift.
8130	2 - Non-Personnel Services	-	-	-	-	-	-	
8130 - INCLUSIONARY ZONING PROGRAM		482,349.52	474,583.65	632,305.58	100,894.45	149,956.06	(373,689.20)	
8140	1 - Personnel Services	841,430.97	843,156.10	714,144.47	187,840.66	(127,286.50)	(655,315.44)	PS funding structural change within the agency to properly align funding sources with the tasks performed by the programmatic area. Budget will be reprogrammed to balance shift.
8140	2 - Non-Personnel Services	51,200.00	20,860.00	88,360.00	26,000.00	37,160.00	5,140.00	Budget for anticipated costs to be incurred throughout the fiscal year.
8140 - RENTAL ACCOMODATIONS DIV.		892,630.97	864,016.10	802,504.47	213,840.66	(90,126.50)	(650,175.44)	
9110	1 - Personnel Services	894,658.38	885,635.28	973,484.85	186,898.84	78,826.47	(698,736.44)	PS funding structural change within the agency to properly align funding sources with the tasks performed by the programmatic area. Budget will be reprogrammed to balance shift.
9110	2 - Non-Personnel Services	36,738.44	16,626.17	29,122.48	9,899.10	(7,615.96)	(6,727.07)	Budget reduction due to projected decrease in spending for fiscal year.
9110 - RENTAL HOUSING COMMISSION		931,396.82	902,261.45	1,002,607.33	196,797.94	71,210.51	(705,463.51)	
Grand Total		192,659,880.09	127,880,683.87	285,755,692.56	110,867,421.13	93,095,812.47	(17,013,262.74)	

Approp Year	Agy Fund	Grant No	Grant Ph	Project No	Project Ph	Primary Doc Key	Index Code	PCA	Program Code 3	Program Code 3 Title	Comp Source Group	Comp Source Group Title	Comp Object	Trans Amt	Comments
2015	0700			HPTFFID	15	AODEB102	AINTD	02011	2010	AFFORDABLE HOUSING PROJECT FINANCING	0014	Fringe Benefits Curr Personnel	0147	18,850.23	
2015	0700			HPTFFID	15	AODEB102	AINTD	01031	1030	PROPERTY MANAGEMENT	0015	Overtime Pay	0133	163.52	
2015	0700			HPTFFID	15	AODEB102	AINTD	01031	1030	PROPERTY MANAGEMENT	0012	Regular Pay - Other	0121	(35,445.03)	
2015	0700			HPTFFID	15	AODEB102	AINTD	01041	1040	INFORMATION TECHNOLOGY	0014	Fringe Benefits Curr Personnel	0147	(30,926.71)	
2015	0700			HPTFFID	15	AODEB102	AINTD	04121	4120	PROPERTY ACQUISITION	0011	Regular Pay-Cont Full Time	0111	142,907.73	
2015	0700			HPTFFID	15	AODEB102	PINTD	04511	4510	PORTFOLIO AND ASSET MANAGEMENT	0015	Overtime Pay	0133	403.36	
2015	0700			HPTFFID	15	AODEB102	AINTD	01041	1040	INFORMATION TECHNOLOGY	0015	Overtime Pay	0133	315.17	
2015	0700			HPTFFID	15	AODEB102	AINTD	03031	3030	RESIDENTIAL SERVICES - HPAP	0015	Overtime Pay	0133	1,180.00	
2015	0700			HPTFFID	15	AODEB102	AINTD	02011	2010	AFFORDABLE HOUSING PROJECT FINANCING	0011	Regular Pay-Cont Full Time	0111	70,511.09	
2015	0700			HPTFFID	15	AODEB102	PINTD	08141	8140	RENTAL ACCOMMODATIONS DIVISION	0014	Fringe Benefits Curr Personnel	0147	5,452.37	
2015	0700			HPTFFID	15	AODEB102	PINTD	08141	8140	RENTAL ACCOMMODATIONS DIVISION	0011	Regular Pay-Cont Full Time	0111	20,272.82	
2015	0700			HPTFFID	15	AODEB102	PINTD	04511	4510	PORTFOLIO AND ASSET MANAGEMENT	0012	Regular Pay - Other	0125	41,374.61	
2015	0700			HPTFFID	15	AODEB102	AINTD	01091	1090	PERFORMANCE MANAGEMENT	0012	Regular Pay - Other	0125	19,150.49	
2015	0700			HPTFFID	15	AODEB102	AINTD	01091	1090	PERFORMANCE MANAGEMENT	0014	Fringe Benefits Curr Personnel	0147	13,082.28	
2015	0700			HPTFFID	15	AODEB102	AINTD	03031	3030	RESIDENTIAL SERVICES - HPAP	0014	Fringe Benefits Curr Personnel	0147	5,370.72	
2015	0700			HPTFFID	15	AODEB102	AINTD	03031	3030	RESIDENTIAL SERVICES - HPAP	0011	Regular Pay-Cont Full Time	0111	37,721.20	
2015	0700			HPTFFID	15	AODEB102	AINTD	0131F	130F	FISCAL OFFICER	0011	Regular Pay-Cont Full Time	0111	(224,854.13)	
2015	0700			HPTFFID	15	AODEB102	AINTD	01086	1085	CUSTOMER SERVICE	0012	Regular Pay - Other	0125	(15,534.55)	
2015	0700			HPTFFID	15	AODEB102	AINTD	01086	1085	CUSTOMER SERVICE	0011	Regular Pay-Cont Full Time	0111	1,887.38	
2015	0700			HPTFFID	15	AODEB102	AINTD	01086	1085	CUSTOMER SERVICE	0015	Overtime Pay	0133	40.78	
2015	0700			HPTFFID	15	AODEB102	PINTD	03061	3060	RESIDENTIAL SERVICES - SINGLE FAM REHAB	0015	Overtime Pay	0133	4,403.60	
2015	0700			HPTFFID	15	AODEB102	AINTD	0121F	120F	ACCOUNTING OPERATIONS	0015	Overtime Pay	0133	3,522.30	
2015	0700			HPTFFID	15	AODEB102	AINTD	01086	1085	CUSTOMER SERVICE	0014	Fringe Benefits Curr Personnel	0147	(2,496.46)	
2015	0700			HPTFFID	15	AODEB102	PINTD	03031	3030	RESIDENTIAL SERVICES - HPAP	0011	Regular Pay-Cont Full Time	0111	17,319.71	
2015	0700			HPTFFID	15	AODEB102	AINTD	01091	1090	PERFORMANCE MANAGEMENT	0011	Regular Pay-Cont Full Time	0111	(167,599.11)	
2015	0700			HPTFFID	15	AODEB102	AINTD	01061	1060	LEGAL	0012	Regular Pay - Other	0125	25,567.74	
2015	0700			HPTFFID	15	AODEB102	AINTD	07011	7010	CONTRACT COMPLIANCE	0011	Regular Pay-Cont Full Time	0111	93,714.24	
2015	0700			HPTFFID	15	AODEB102	PINTD	03061	3060	RESIDENTIAL SERVICES - SINGLE FAM REHAB	0011	Regular Pay-Cont Full Time	0111	409,495.60	
2015	0700			HPTFFID	15	AODEB102	AINTD	01091	1090	PERFORMANCE MANAGEMENT	0015	Overtime Pay	0133	20,162.34	
2015	0700			HPTFFID	15	AODEB102	AINTD	01081	1080	COMMUNICATIONS	0014	Fringe Benefits Curr Personnel	0147	23,641.75	
2015	0700			HPTFFID	15	AODEB102	AINTD	03051	3050	RESIDENTIAL SERVICES - LEAD SAFE WASHING	0011	Regular Pay-Cont Full Time	0111	11,991.19	
2015	0700			HPTFFID	15	AODEB102	PINTD	02011	2010	AFFORDABLE HOUSING PROJECT FINANCING	0015	Overtime Pay	0133	2,160.87	
2015	0700			HPTFFID	15	AODEB102	AINTD	03061	3060	RESIDENTIAL SERVICES - SINGLE FAM REHAB	0014	Fringe Benefits Curr Personnel	0147	279.41	
2015	0700			HPTFFID	15	AODEB102	PINTD	03061	3060	RESIDENTIAL SERVICES - SINGLE FAM REHAB	0014	Fringe Benefits Curr Personnel	0147	65,077.23	
2015	0700			HPTFFID	15	AODEB102	PINTD	04121	4120	PROPERTY ACQUISITION	0011	Regular Pay-Cont Full Time	0111	281,649.52	
2015	0700			HPTFFID	15	AODEB102	PINTD	04511	4510	PORTFOLIO AND ASSET MANAGEMENT	0014	Fringe Benefits Curr Personnel	0147	130,136.59	
2015	0700			HPTFFID	15	AODEB102	AINTD	04121	4120	PROPERTY ACQUISITION	0014	Fringe Benefits Curr Personnel	0147	11,318.56	
2015	0700			HPTFFID	15	AODEB102	AINTD	01061	1060	LEGAL	0014	Fringe Benefits Curr Personnel	0147	35,543.35	
2015	0700			HPTFFID	15	AODEB102	AINTD	07021	7020	QUALITY ASSURANCE	0011	Regular Pay-Cont Full Time	0111	6,192.15	
2015	0700			HPTFFID	15	AODEB102	AINTD	01031	1030	PROPERTY MANAGEMENT	0014	Fringe Benefits Curr Personnel	0147	(17,347.64)	
2015	0700			HPTFFID	15	AODEB102	PINTD	03051	3050	RESIDENTIAL SERVICES - LEAD SAFE WASHING	0012	Regular Pay - Other	0125	(12,350.82)	
2015	0700			HPTFFID	15	AODEB102	AINTD	0111F	110F	BUDGET OPERATIONS	0011	Regular Pay-Cont Full Time	0111	(197,883.02)	
2015	0700			HPTFFID	15	AODEB102	AINTD	03051	3050	RESIDENTIAL SERVICES - LEAD SAFE WASHING	0015	Overtime Pay	0133	818.56	
2015	0700			HPTFFID	15	AODEB102	AINTD	0131F	130F	FISCAL OFFICER	0014	Fringe Benefits Curr Personnel	0147	(44,063.28)	
2015	0700			HPTFFID	15	AODEB102	PINTD	08141	8140	RENTAL ACCOMMODATIONS DIVISION	0015	Overtime Pay	0133	7,608.45	
2015	0700			HPTFFID	15	AODEB102	PINTD	03051	3050	RESIDENTIAL SERVICES - LEAD SAFE WASHING	0011	Regular Pay-Cont Full Time	0111	98,891.64	
2015	0700			HPTFFID	15	AODEB102	AINTD	0121F	120F	ACCOUNTING OPERATIONS	0011	Regular Pay-Cont Full Time	0111	23,292.94	
2015	0700			HPTFFID	15	AODEB102	AINTD	01081	1080	COMMUNICATIONS	0011	Regular Pay-Cont Full Time	0111	156,608.72	
2015	0700			HPTFFID	15	AODEB102	AINTD	0111F	110F	BUDGET OPERATIONS	0014	Fringe Benefits Curr Personnel	0147	(17,419.78)	
2015	0700			HPTFFID	15	AODEB102	AINTD	0121F	120F	ACCOUNTING OPERATIONS	0014	Fringe Benefits Curr Personnel	0147	27,546.76	
2015	0700			HPTFFID	15	AODEB102	PINTD	03051	3050	RESIDENTIAL SERVICES - LEAD SAFE WASHING	0014	Fringe Benefits Curr Personnel	0147	39,400.84	
2015	0700			HPTFFID	15	AODEB102	AINTD	03051	3050	RESIDENTIAL SERVICES - LEAD SAFE WASHING	0014	Fringe Benefits Curr Personnel	0147	12,157.73	
2015	0700			HPTFFID	15	AODEB102	AINTD	03061	3060	RESIDENTIAL SERVICES - SINGLE FAM REHAB	0011	Regular Pay-Cont Full Time	0111	5,039.08	
2015	0700			HPTFFID	15	AODEB102	AINTD	01031	1030	PROPERTY MANAGEMENT	0011	Regular Pay-Cont Full Time	0111	(60,406.77)	
2015	0700			HPTFFID	15	AODEB102	PINTD	02011	2010	AFFORDABLE HOUSING PROJECT FINANCING	0014	Fringe Benefits Curr Personnel	0147	151,499.27	
2015	0700			HPTFFID	15	AODEB102	PINTD	02011	2010	AFFORDABLE HOUSING PROJECT FINANCING	0011	Regular Pay-Cont Full Time	0111	788,375.04	
2015	0700			HPTFFID	15	AODEB102	AINTD	0121F	120F	ACCOUNTING OPERATIONS	0012	Regular Pay - Other	0124	23,970.92	
2015	0700			HPTFFID	15	AODEB102	AINTD	01091	1090	PERFORMANCE MANAGEMENT	0013	Additional Gross Pay	0134	19,348.63	
2015	0700			HPTFFID	15	AODEB102	AINTD	01061	1060	LEGAL	0011	Regular Pay-Cont Full Time	0111	235,550.42	

Reprogramming of HPTF (0700) Funds to various programs to cover PS Charges

FY15 DHCD Reprogrammings

Approp Year	Agy Fund	Grant No	Grant Ph	Project No	Project Ph	Primary Doc Key	Index Code	PCA	Program Code 3	Program Code 3 Title	Comp Source Group	Comp Source Group Title	Comp Object	Trans Amt	Comments
2015	0700			HPTFFID	15	AODEB102	AINTD	07021	7020	QUALITY ASSURANCE	0014	Fringe Benefits Curr Personnel	0147	121.33	
2015	0700			HPTFFID	15	AODEB102	AINTD	02011	2010	AFFORDABLE HOUSING PROJECT FINANCING	0013	Additional Gross Pay	0134	863.58	
2015	0700			HPTFFID	15	AODEB102	AINTD	07011	7010	CONTRACT COMPLIANCE	0012	Regular Pay - Other	0125	181.00	
2015	0700			HPTFFID	15	AODEB102	AINTD	07021	7020	QUALITY ASSURANCE	0012	Regular Pay - Other	0125	205.12	
2015	0700			HPTFFID	15	AODEB102	PINTD	04511	4510	PORTFOLIO AND ASSET MANAGEMENT	0011	Regular Pay-Cont Full Time	0111	506,473.57	
2015	0700			HPTFFID	15	AODEB102	PINTD	04121	4120	PROPERTY ACQUISITION	0014	Fringe Benefits Curr Personnel	0147	68,772.11	
2015	0700			HPTFFID	15	AODEB102	AINTD	01041	1040	INFORMATION TECHNOLOGY	0011	Regular Pay-Cont Full Time	0111	(175,578.62)	
2015	0700			HPTFFID	15	AODEB102	PINTD	04121	4120	PROPERTY ACQUISITION	0013	Additional Gross Pay	0134	1,845.46	
2015	0700			HPTFFID	15	AODEB102	PINTD	03031	3030	RESIDENTIAL SERVICES - HPAP	0015	Overtime Pay	0133	74.29	
2015	0700			HPTFFID	15	AODEB102	AINTD	01061	1060	LEGAL	0015	Overtime Pay	0133	179.00	
2015	0700			HPTFFID	15	AODEB102	PINTD	03031	3030	RESIDENTIAL SERVICES - HPAP	0014	Fringe Benefits Curr Personnel	0147	2,730.40	
2015	0700			HPTFFID	15	AODEB102	PINTD	04121	4120	PROPERTY ACQUISITION	0015	Overtime Pay	0133	139.21	
2015	0700			HPTFFID	15	AODEB102	PINTD	03051	3050	RESIDENTIAL SERVICES - LEAD SAFE WASHING	0015	Overtime Pay	0133	9,728.85	
2015	0700			HPTFFID	15	AODEB102	AINTD	07011	7010	CONTRACT COMPLIANCE	0014	Fringe Benefits Curr Personnel	0147	25,371.07	
2015	0700			HPTFFID	15	AODEB102	AINTD	01081	1080	COMMUNICATIONS	0013	Additional Gross Pay	0135	463.50	
2015	0100					AODEB600	AGENF	01061	1060	LEGAL	0013	Additional Gross Pay	0138	15,728.80	
2015	0100					AODEB600	AGENF	01061	1060	LEGAL	0013	Additional Gross Pay	0172	35,000.00	
2015	0100					AODEB600	AGENF	01061	1060	LEGAL	0014	Fringe Benefits Curr Personnel	0147	(15,728.80)	
2015	0100					AODEB600	AGENF	01061	1060	LEGAL	0011	Regular Pay-Cont Full Time	0111	(35,000.00)	
2015	0100					AODEB601	AGENF	01061	1060	LEGAL	0014	Fringe Benefits Curr Personnel	0147	15,728.80	
2015	0100					AODEB601	AGENF	01061	1060	LEGAL	0013	Additional Gross Pay	0172	(35,000.00)	
2015	0100					AODEB601	AGENF	01061	1060	LEGAL	0013	Additional Gross Pay	0138	(15,728.80)	
2015	0100					AODEB601	AGENF	01061	1060	LEGAL	0011	Regular Pay-Cont Full Time	0111	35,000.00	
2015	8202	00HOME	15			AODEB630	AHOME	01041	1040	INFORMATION TECHNOLOGY	0014	Fringe Benefits Curr Personnel	0147	2,534.98	
2015	8202	00HOME	15			AODEB630	AHOME	0121F	120F	ACCOUNTING OPERATIONS	0014	Fringe Benefits Curr Personnel	0147	2,848.90	
2015	8202	00HOME	15			AODEB630	AHOME	01041	1040	INFORMATION TECHNOLOGY	0011	Regular Pay-Cont Full Time	0111	13,042.92	
2015	8202	00HOME	15			AODEB630	AHOME	01081	1080	COMMUNICATIONS	0014	Fringe Benefits Curr Personnel	0147	45.87	
2015	8202	00HOME	15			AODEB630	AHOME	0111F	110F	BUDGET OPERATIONS	0011	Regular Pay-Cont Full Time	0111	31,257.51	
2015	8202	00HOME	15			AODEB630	AHOME	01086	1085	CUSTOMER SERVICE	0014	Fringe Benefits Curr Personnel	0147	3,425.42	
2015	8202	00HOME	15			AODEB630	AHOME	0131F	130F	FISCAL OFFICER	0014	Fringe Benefits Curr Personnel	0147	968.82	
2015	8202	00HOME	15			AODEB630	AHOME	01091	1090	PERFORMANCE MANAGEMENT	0014	Fringe Benefits Curr Personnel	0147	8,150.30	
2015	8202	00HOME	15			AODEB630	AHOME	01091	1090	PERFORMANCE MANAGEMENT	0011	Regular Pay-Cont Full Time	0111	48,573.73	
2015	8202	00HOME	15			AODEB630	PHOME	04121	4120	PROPERTY ACQUISITION	0011	Regular Pay-Cont Full Time	0111	1,361.06	
2015	8202	00HOME	15			AODEB630	AHOME	01031	1030	PROPERTY MANAGEMENT	0014	Fringe Benefits Curr Personnel	0147	1,214.62	
2015	8202	00HOME	15			AODEB630	PHOME	03011	3010	NEIGHBORHOOD BASED ACTIVITIES	0014	Fringe Benefits Curr Personnel	0147	6,375.56	
2015	8202	00HOME	15			AODEB630	PHOME	03021	3020	COMMUNITY SERVICES - COMM REVITALIZATION	0014	Fringe Benefits Curr Personnel	0147	2,383.53	
2015	8202	00HOME	15			AODEB630	AHOME	0121F	120F	ACCOUNTING OPERATIONS	0011	Regular Pay-Cont Full Time	0111	11,153.80	
2015	8202	00HOME	15			AODEB630	PHOME	03011	3010	NEIGHBORHOOD BASED ACTIVITIES	0015	Overtime Pay	0133	19.71	
2015	8202	00HOME	15			AODEB630	PHOME	02011	2010	AFFORDABLE HOUSING PROJECT FINANCING	0014	Fringe Benefits Curr Personnel	0147	(49,286.69)	
2015	8202	00HOME	15			AODEB630	PHOME	02011	2010	AFFORDABLE HOUSING PROJECT FINANCING	0014	Fringe Benefits Curr Personnel	0147	234.07	
2015	8202	00HOME	15			AODEB630	AHOME	01081	1080	COMMUNICATIONS	0011	Regular Pay-Cont Full Time	0111	136.14	
2015	8202	00HOME	15			AODEB630	AHOME	01031	1030	PROPERTY MANAGEMENT	0011	Regular Pay-Cont Full Time	0111	8,560.71	
2015	8202	00HOME	15			AODEB630	AHOME	0111F	110F	BUDGET OPERATIONS	0014	Fringe Benefits Curr Personnel	0147	6,732.79	
2015	8202	00HOME	15			AODEB630	PHOME	02011	2010	AFFORDABLE HOUSING PROJECT FINANCING	0011	Regular Pay-Cont Full Time	0111	(234,807.83)	
2015	8202	00HOME	15			AODEB630	PHOME	04121	4120	PROPERTY ACQUISITION	0014	Fringe Benefits Curr Personnel	0147	457.15	
2015	8202	00HOME	15			AODEB630	PHOME	07021	7020	QUALITY ASSURANCE	0014	Fringe Benefits Curr Personnel	0147	10,872.27	
2015	8202	00HOME	15			AODEB630	PHOME	03031	3030	RESIDENTIAL SERVICES - HPAP	0014	Fringe Benefits Curr Personnel	0147	3,022.70	
2015	8202	00HOME	15			AODEB630	PHOME	03021	3020	COMMUNITY SERVICES - COMM REVITALIZATION	0011	Regular Pay-Cont Full Time	0111	13,455.51	
2015	8202	00HOME	15			AODEB630	PHOME	02011	2010	AFFORDABLE HOUSING PROJECT FINANCING	0011	Regular Pay-Cont Full Time	0111	1,017.08	
2015	8202	00HOME	15			AODEB630	AHOME	0131F	130F	FISCAL OFFICER	0011	Regular Pay-Cont Full Time	0111	5,996.04	
2015	8202	00HOME	15			AODEB630	PHOME	03031	3030	RESIDENTIAL SERVICES - HPAP	0011	Regular Pay-Cont Full Time	0111	18,438.31	
2015	8202	00HOME	15			AODEB630	AHOME	01086	1085	CUSTOMER SERVICE	0011	Regular Pay-Cont Full Time	0111	17,001.82	
2015	8202	00HOME	15			AODEB630	PHOME	07021	7020	QUALITY ASSURANCE	0011	Regular Pay-Cont Full Time	0111	37,811.53	
2015	8202	00HOME	15			AODEB630	PHOME	03011	3010	NEIGHBORHOOD BASED ACTIVITIES	0011	Regular Pay-Cont Full Time	0111	27,001.67	
2015	0100					AOHS0652	PGENF	09111	9110	RENTAL HOUSING COMMISSION	0011	Regular Pay-Cont Full Time	0111	15,000.00	
2015	0700			HPTFFID	15	AOHS0715	PINTD	04511	4510	PORTFOLIO AND ASSET MANAGEMENT	0015	Overtime Pay	0133	2,300.00	
2015	0700			HPTFFID	15	AOHS0715	AINTD	0121F	120F	ACCOUNTING OPERATIONS	0011	Regular Pay-Cont Full Time	0111	5,000.00	
2015	0700			HPTFFID	15	AOHS0715	PINTD	03051	3050	RESIDENTIAL SERVICES - LEAD SAFE WASHING	0014	Fringe Benefits Curr Personnel	0147	1,800.00	
2015	0700			HPTFFID	15	AOHS0715	AINTD	03031	3030	RESIDENTIAL SERVICES - HPAP	0011	Regular Pay-Cont Full Time	0111	4,800.00	
2015	0700			HPTFFID	15	AOHS0715	AINTD	07011	7010	CONTRACT COMPLIANCE	0011	Regular Pay-Cont Full Time	0111	2,000.00	
2015	0700			HPTFFID	15	AOHS0715	PINTD	04511	4510	PORTFOLIO AND ASSET MANAGEMENT	0011	Regular Pay-Cont Full Time	0111	5,000.00	

Local funds to ensure DHCD is compliant with the Collective Bargaining Agreement between the Government of the District of Columbia and the American Federation of government Employees, local 1403 abd 2725 (Union)

Local funds to ensure DHCD is compliant with the Collective Bargaining Agreement between the Government of the District of Columbia and the American Federation of government Employees, local 1403 abd 2725 (Union)

Home grant funds to support PS realignment due to changes in different agency initiatives and programs

Reprogramming of Local funds to support

FY15 DHCD Reprogrammings

Approp Year	Agy Fund	Grant No	Grant Ph	Project No	Project Ph	Primary Doc Key	Index Code	PCA	Program Code 3	Program Code 3 Title	Comp Source Group	Comp Source Group Title	Comp Object	Trans Amt	Comments
2015	0700			HPTFFID	15	AOHS0715	PINTD	04511	4510	PORTFOLIO AND ASSET MANAGEMENT	0012	Regular Pay - Other	0125	13,000.00	
2015	0700			HPTFFID	15	AOHS0715	AINTD	01061	1060	LEGAL	0012	Regular Pay - Other	0125	13,500.00	
2015	0700			HPTFFID	15	AOHS0715	AINTD	01081	1080	COMMUNICATIONS	0015	Overtime Pay	0133	3,000.00	
2015	0700			HPTFFID	15	AOHS0715	AINTD	0131F	130F	FISCAL OFFICER	0040	Other Services and Charges	0408	(324,700.00)	
2015	0700			HPTFFID	15	AOHS0715	PINTD	04511	4510	PORTFOLIO AND ASSET MANAGEMENT	0013	Additional Gross Pay	0134	10,000.00	
2015	0700			HPTFFID	15	AOHS0715	PINTD	04121	4120	PROPERTY ACQUISITION	0011	Regular Pay-Cont Full Time	0111	26,500.00	
2015	0700			HPTFFID	15	AOHS0715	AINTD	02011	2010	AFFORDABLE HOUSING PROJECT FINANCING	0015	Overtime Pay	0133	1,300.00	
2015	0700			HPTFFID	15	AOHS0715	AINTD	01091	1090	PERFORMANCE MANAGEMENT	0015	Overtime Pay	0133	2,600.00	
2015	0700			HPTFFID	15	AOHS0715	AINTD	0111F	110F	BUDGET OPERATIONS	0014	Fringe Benefits Curr Personnel	0147	21,000.00	Funding to support increased expenditures due to the realignment of staff support agency needs within different programs after the 1st qtr
2015	0700			HPTFFID	15	AOHS0715	PINTD	04121	4120	PROPERTY ACQUISITION	0014	Fringe Benefits Curr Personnel	0147	6,000.00	
2015	0700			HPTFFID	15	AOHS0715	AINTD	07011	7010	CONTRACT COMPLIANCE	0014	Fringe Benefits Curr Personnel	0147	400.00	
2015	0700			HPTFFID	15	AOHS0715	AINTD	03031	3030	RESIDENTIAL SERVICES - HPAP	0014	Fringe Benefits Curr Personnel	0147	700.00	
2015	0700			HPTFFID	15	AOHS0715	PINTD	04121	4120	PROPERTY ACQUISITION	0015	Overtime Pay	0133	1,000.00	
2015	0700			HPTFFID	15	AOHS0715	AINTD	01091	1090	PERFORMANCE MANAGEMENT	0013	Additional Gross Pay	0134	22,800.00	
2015	0700			HPTFFID	15	AOHS0715	PINTD	03051	3050	RESIDENTIAL SERVICES - LEAD SAFE WASHING	0015	Overtime Pay	0133	5,600.00	
2015	0700			HPTFFID	15	AOHS0715	PINTD	03061	3060	RESIDENTIAL SERVICES - SINGLE FAM REHAB	0015	Overtime Pay	0133	900.00	
2015	0700			HPTFFID	15	AOHS0715	PINTD	03051	3050	RESIDENTIAL SERVICES - LEAD SAFE WASHING	0011	Regular Pay-Cont Full Time	0111	1,600.00	
2015	0700			HPTFFID	15	AOHS0715	AINTD	03031	3030	RESIDENTIAL SERVICES - HPAP	0015	Overtime Pay	0133	100.00	
2015	0700			HPTFFID	15	AOHS0715	AINTD	0111F	110F	BUDGET OPERATIONS	0011	Regular Pay-Cont Full Time	0111	103,000.00	
2015	0700			HPTFFID	15	AOHS0715	PINTD	04511	4510	PORTFOLIO AND ASSET MANAGEMENT	0014	Fringe Benefits Curr Personnel	0147	3,500.00	
2015	0700			HPTFFID	15	AOHS0715	AINTD	01061	1060	LEGAL	0013	Additional Gross Pay	0138	9,000.00	
2015	0700			HPTFFID	15	AOHS0715	AINTD	0131F	130F	FISCAL OFFICER	0014	Fringe Benefits Curr Personnel	0147	11,800.00	
2015	0700			HPTFFID	15	AOHS0715	AINTD	0131F	130F	FISCAL OFFICER	0011	Regular Pay-Cont Full Time	0111	43,000.00	
2015	0700			HPTFFID	15	AOHS0715	AINTD	01061	1060	LEGAL	0015	Overtime Pay	0133	500.00	
2015	0700			HPTFFID	15	AOHS0715	PINTD	03051	3050	RESIDENTIAL SERVICES - LEAD SAFE WASHING	0012	Regular Pay - Other	0125	3,000.00	
2015	0700			HPTFFID	15	AOHS0716	PINTD	03051	3050	RESIDENTIAL SERVICES - LEAD SAFE WASHING	0031	Telephone, Telegraph, Telegram, Etc	0308	3,000.00	Reprogramming of Intra-District funds to support additional costs incurred as a result of staffing increases and telephone usage during the year
2015	0700			HPTFFID	15	AOHS0716	AINTD	01041	1040	INFORMATION TECHNOLOGY	0040	Other Services and Charges	0408	(130,000.00)	
2015	0700			HPTFFID	15	AOHS0716	AINTD	01031	1030	PROPERTY MANAGEMENT	0031	Telephone, Telegraph, Telegram, Etc	0308	127,000.00	
2015	0100					AOHSR710	PGENF	09111	9110	RENTAL HOUSING COMMISSION	0011	Regular Pay-Cont Full Time	0111	(15,000.00)	Reprogramming Local Funds from Rental
2015	0700			HPTFFID	15	AORMW300	PINTD	03051	3050	RESIDENTIAL SERVICES - LEAD SAFE WASHING	0040	Other Services and Charges	0414	8,000.00	
2015	0700			HPTFFID	15	AORMW300	PINTD	03051	3050	RESIDENTIAL SERVICES - LEAD SAFE WASHING	0040	Other Services and Charges	0408	4,000.00	Funding is being shifted to Lead Safe Washington to make certain the match obligation for the grant is fulfilled.
2015	0700			HPTFFID	15	AORMW300	PINTD	03051	3050	RESIDENTIAL SERVICES - LEAD SAFE WASHING	0040	Other Services and Charges	0411	8,000.00	
2015	0700			HPTFFID	15	AORMW300	PINTD	03051	3050	RESIDENTIAL SERVICES - LEAD SAFE WASHING	0040	Other Services and Charges	0402	16,000.00	
2015	0700			HPTFFID	15	AORMW300	PINTD	03051	3050	RESIDENTIAL SERVICES - LEAD SAFE WASHING	0040	Other Services and Charges	0419	4,000.00	
2015	0700			HPTFFID	15	AORMW506	1000X	01051	1050	FINANCIAL MANAGEMENT	0040	Other Services and Charges	0408	(200,000.00)	Reprogramming HPTF from Financial Management to Communication
2015	0700			HPTFFID	15	AORMW506	AINTD	01081	1080	COMMUNICATIONS	0040	Other Services and Charges	0408	200,000.00	
2015	8201	00CDBG	15			AORMW725	ACDBG	02011	2010	AFFORDABLE HOUSING PROJECT FINANCING	0015	Overtime Pay	0133	1,090.00	
2015	8201	00CDBG	15			AORMW725	ACDBG	01086	1085	CUSTOMER SERVICE	0011	Regular Pay-Cont Full Time	0111	1,888.00	
2015	8201	00CDBG	15			AORMW725	ACDBG	0121F	120F	ACCOUNTING OPERATIONS	0015	Overtime Pay	0133	1,027.00	
2015	8201	00CDBG	15			AORMW725	ACDBG	01041	1040	INFORMATION TECHNOLOGY	0015	Overtime Pay	0133	449.00	
2015	8201	00CDBG	15			AORMW725	PCDBG	07011	7010	CONTRACT COMPLIANCE	0015	Overtime Pay	0133	227.00	
2015	8201	00CDBG	15			AORMW725	PCDBG	07021	7020	QUALITY ASSURANCE	0014	Fringe Benefits Curr Personnel	0147	17,364.00	
2015	8201	00CDBG	15			AORMW725	ACDBG	02011	2010	AFFORDABLE HOUSING PROJECT FINANCING	0014	Fringe Benefits Curr Personnel	0147	968.00	
2015	8201	00CDBG	15			AORMW725	ACDBG	03011	3010	NEIGHBORHOOD BASED ACTIVITIES	0015	Overtime Pay	0133	930.00	
2015	8201	00CDBG	15			AORMW725	ACDBG	0131F	130F	FISCAL OFFICER	0014	Fringe Benefits Curr Personnel	0147	2,315.00	
2015	8201	00CDBG	15			AORMW725	ACDBG	01041	1040	INFORMATION TECHNOLOGY	0014	Fringe Benefits Curr Personnel	0147	3,556.00	
2015	8201	00CDBG	15			AORMW725	ACDBG	0121F	120F	ACCOUNTING OPERATIONS	0012	Regular Pay - Other	0125	2,414.00	
2015	8201	00CDBG	15			AORMW725	PCDBG	02011	2010	AFFORDABLE HOUSING PROJECT FINANCING	0013	Additional Gross Pay	0134	189.00	
2015	8201	00CDBG	15			AORMW725	ACDBG	0111F	110F	BUDGET OPERATIONS	0014	Fringe Benefits Curr Personnel	0147	6,970.00	
2015	8201	00CDBG	15			AORMW725	PCDBG	03011	3010	NEIGHBORHOOD BASED ACTIVITIES	0015	Overtime Pay	0133	188.00	
2015	8201	00CDBG	15			AORMW725	ACDBG	07021	7020	QUALITY ASSURANCE	0015	Overtime Pay	0133	462.00	
2015	8201	00CDBG	15			AORMW725	PCDBG	07021	7020	QUALITY ASSURANCE	0015	Overtime Pay	0133	922.00	
2015	8201	00CDBG	15			AORMW725	PCDBG	03021	3020	COMMUNITY SERVICES - COMM REVITALIZATION	0011	Regular Pay-Cont Full Time	0111	15,200.00	
2015	8201	00CDBG	15			AORMW725	ACDBG	0131F	130F	FISCAL OFFICER	0011	Regular Pay-Cont Full Time	0111	13,701.00	
2015	8201	00CDBG	15			AORMW725	PCDBG	02011	2010	AFFORDABLE HOUSING PROJECT FINANCING	0014	Fringe Benefits Curr Personnel	0147	(99,701.88)	
2015	8201	00CDBG	15			AORMW725	ACDBG	01061	1060	LEGAL	0012	Regular Pay - Other	0125	23,731.00	
2015	8201	00CDBG	15			AORMW725	PCDBG	03011	3010	NEIGHBORHOOD BASED ACTIVITIES	0015	Overtime Pay	0133	7,607.00	
2015	8201	00CDBG	15			AORMW725	PCDBG	07021	7020	QUALITY ASSURANCE	0011	Regular Pay-Cont Full Time	0111	83,447.00	
2015	8201	00CDBG	15			AORMW725	PCDBG	03021	3020	COMMUNITY SERVICES - COMM REVITALIZATION	0014	Fringe Benefits Curr Personnel	0147	2,697.00	
2015	8201	00CDBG	15			AORMW725	ACDBG	02011	2010	AFFORDABLE HOUSING PROJECT FINANCING	0011	Regular Pay-Cont Full Time	0111	4,112.00	
2015	8201	00CDBG	15			AORMW725	ACDBG	01086	1085	CUSTOMER SERVICE	0012	Regular Pay - Other	0125	3,686.00	
2015	8201	00CDBG	15			AORMW725	PCDBG	03021	3020	COMMUNITY SERVICES - COMM REVITALIZATION	0014	Fringe Benefits Curr Personnel	0147	94.00	

FY15 DHCD Reprogrammings

Approp Year	Agy Fund	Grant No	Grant Ph	Project No	Project Ph	Primary Doc Key	Index Code	PCA	Program Code 3	Program Code 3 Title	Comp Source Group	Comp Source Group Title	Comp Object	Trans Amt	Comments	
2015	8201	00CDBG	15			AORMW725	ACDBG	03011	3010	NEIGHBORHOOD BASED ACTIVITIES	0011	Regular Pay-Cont Full Time	0111	-	CDBG Grant funds to support the agencies PS realignment due to changes in different agency initiatives and programs.	
2015	8201	00CDBG	15			AORMW725	ACDBG	0121F	120F	ACCOUNTING OPERATIONS	0011	Regular Pay-Cont Full Time	0111	9,673.00		
2015	8201	00CDBG	15			AORMW725	ACDBG	0111F	110F	BUDGET OPERATIONS	0011	Regular Pay-Cont Full Time	0111	33,995.00		
2015	8201	00CDBG	15			AORMW725	ACDBG	01061	1060	LEGAL	0015	Overtime Pay	0133	755.00		
2015	8201	00CDBG	15			AORMW725	ACDBG	03031	3030	RESIDENTIAL SERVICES - HPAP	0011	Regular Pay-Cont Full Time	0111	97,780.00		
2015	8201	00CDBG	15			AORMW725	ACDBG	01091	1090	PERFORMANCE MANAGEMENT	0011	Regular Pay-Cont Full Time	0111	257,612.00		
2015	8201	00CDBG	15			AORMW725	PCDBG	03031	3030	RESIDENTIAL SERVICES - HPAP	0015	Overtime Pay	0133	1,318.00		
2015	8201	00CDBG	15			AORMW725	ACDBG	03031	3030	RESIDENTIAL SERVICES - HPAP	0011	Regular Pay-Cont Full Time	0111	94.00		
2015	8201	00CDBG	15			AORMW725	PCDBG	07021	7020	QUALITY ASSURANCE	0012	Regular Pay - Other	0125	11,297.00		
2015	8201	00CDBG	15			AORMW725	PCDBG	04121	4120	PROPERTY ACQUISITION	0015	Overtime Pay	0133	197.00		
2015	8201	00CDBG	15			AORMW725	ACDBG	03011	3010	NEIGHBORHOOD BASED ACTIVITIES	0015	Overtime Pay	0133	210.00		
2015	8201	00CDBG	15			AORMW725	ACDBG	01086	1085	CUSTOMER SERVICE	0014	Fringe Benefits Curr Personnel	0147	1,006.00		
2015	8201	00CDBG	15			AORMW725	PCDBG	03011	3010	NEIGHBORHOOD BASED ACTIVITIES	0014	Fringe Benefits Curr Personnel	0147	73.00		
2015	8201	00CDBG	15			AORMW725	ACDBG	01031	1030	PROPERTY MANAGEMENT	0015	Overtime Pay	0133	164.00		
2015	8201	00CDBG	15			AORMW725	ACDBG	03031	3030	RESIDENTIAL SERVICES - HPAP	0014	Fringe Benefits Curr Personnel	0147	105.00		
2015	8201	00CDBG	15			AORMW725	ACDBG	07011	7010	CONTRACT COMPLIANCE	0015	Overtime Pay	0133	2,847.00		
2015	8201	00CDBG	15			AORMW725	PCDBG	03011	3010	NEIGHBORHOOD BASED ACTIVITIES	0014	Fringe Benefits Curr Personnel	0147	542.83		
2015	8201	00CDBG	15			AORMW725	ACDBG	03031	3030	RESIDENTIAL SERVICES - HPAP	0014	Fringe Benefits Curr Personnel	0147	19,639.00		
2015	8201	00CDBG	15			AORMW725	ACDBG	01086	1085	CUSTOMER SERVICE	0015	Overtime Pay	0133	347.00		
2015	8201	00CDBG	15			AORMW725	ACDBG	0111F	110F	BUDGET OPERATIONS	0012	Regular Pay - Other	0125	421.00		
2015	8201	00CDBG	15			AORMW725	PCDBG	02011	2010	AFFORDABLE HOUSING PROJECT FINANCING	0011	Regular Pay-Cont Full Time	0111	(916,175.00)		
2015	8201	00CDBG	15			AORMW725	PCDBG	03011	3010	NEIGHBORHOOD BASED ACTIVITIES	0012	Regular Pay - Other	0125	27,881.00		
2015	8201	00CDBG	15			AORMW725	ACDBG	01091	1090	PERFORMANCE MANAGEMENT	0014	Fringe Benefits Curr Personnel	0147	52,817.00		
2015	8201	00CDBG	15			AORMW725	PCDBG	03061	3060	RESIDENTIAL SERVICES - SINGLE FAM REHAB	0015	Overtime Pay	0133	53.00		
2015	8201	00CDBG	15			AORMW725	PCDBG	03021	3020	COMMUNITY SERVICES - COMM REVITALIZATION	0011	Regular Pay-Cont Full Time	0111	94.00		
2015	8201	00CDBG	15			AORMW725	PCDBG	03031	3030	RESIDENTIAL SERVICES - HPAP	0015	Overtime Pay	0133	94.00		
2015	8201	00CDBG	15			AORMW725	ACDBG	03011	3010	NEIGHBORHOOD BASED ACTIVITIES	0012	Regular Pay - Other	0125	22,421.00		
2015	8201	00CDBG	15			AORMW725	ACDBG	03011	3010	NEIGHBORHOOD BASED ACTIVITIES	0014	Fringe Benefits Curr Personnel	0147	35,436.00		
2015	8201	00CDBG	15			AORMW725	ACDBG	03011	3010	NEIGHBORHOOD BASED ACTIVITIES	0011	Regular Pay-Cont Full Time	0111	197,452.00		
2015	8201	00CDBG	15			AORMW725	PCDBG	02011	2010	AFFORDABLE HOUSING PROJECT FINANCING	0015	Overtime Pay	0133	1,562.00		
2015	8201	00CDBG	15			AORMW725	ACDBG	01031	1030	PROPERTY MANAGEMENT	0011	Regular Pay-Cont Full Time	0111	10,191.00		
2015	8201	00CDBG	15			AORMW725	ACDBG	01031	1030	PROPERTY MANAGEMENT	0014	Fringe Benefits Curr Personnel	0147	1,778.05		
2015	8201	00CDBG	15			AORMW725	ACDBG	01041	1040	INFORMATION TECHNOLOGY	0011	Regular Pay-Cont Full Time	0111	16,602.00		
2015	8201	00CDBG	15			AORMW725	ACDBG	0121F	120F	ACCOUNTING OPERATIONS	0014	Fringe Benefits Curr Personnel	0147	3,075.00		
2015	8201	00CDBG	15			AORMW725	ACDBG	01091	1090	PERFORMANCE MANAGEMENT	0015	Overtime Pay	0133	1,170.00		
2015	8201	00CDBG	15			AORMW725	ACDBG	01091	1090	PERFORMANCE MANAGEMENT	0013	Additional Gross Pay	0134	11,712.00		
2015	8201	00CDBG	15			AORMW725	PCDBG	03061	3060	RESIDENTIAL SERVICES - SINGLE FAM REHAB	0015	Overtime Pay	0133	197.00		
2015	8201	00CDBG	15			AORMW725	PCDBG	04121	4120	PROPERTY ACQUISITION	0015	Overtime Pay	0133	32.00		
2015	0700				HPTFID	15	APHS0726	AINTD	03061	3060	RESIDENTIAL SERVICES - SINGLE FAM REHAB	0011	Regular Pay-Cont Full Time	0111		29,500.00
2015	0700				HPTFID	15	APHS0726	PINTD	04511	4510	PORTFOLIO AND ASSET MANAGEMENT	0014	Fringe Benefits Curr Personnel	0147		3,500.00
2015	0700				HPTFID	15	APHS0726	AINTD	07011	7010	CONTRACT COMPLIANCE	0014	Fringe Benefits Curr Personnel	0147		400.00
2015	0700				HPTFID	15	APHS0726	AINTD	02011	2010	AFFORDABLE HOUSING PROJECT FINANCING	0014	Fringe Benefits Curr Personnel	0147		45,000.00
2015	0700				HPTFID	15	APHS0726	AINTD	0121F	120F	ACCOUNTING OPERATIONS	0015	Overtime Pay	0133		1,700.00
2015	0700				HPTFID	15	APHS0726	AINTD	04121	4120	PROPERTY ACQUISITION	0014	Fringe Benefits Curr Personnel	0147		8,900.00
2015	0700				HPTFID	15	APHS0726	AINTD	04121	4120	PROPERTY ACQUISITION	0011	Regular Pay-Cont Full Time	0111		6,000.00
2015	0700				HPTFID	15	APHS0726	AINTD	01086	1085	CUSTOMER SERVICE	0014	Fringe Benefits Curr Personnel	0147		10.00
2015	0700				HPTFID	15	APHS0726	PINTD	04511	4510	PORTFOLIO AND ASSET MANAGEMENT	0012	Regular Pay - Other	0125		3,100.00
2015	0700				HPTFID	15	APHS0726	PINTD	04511	4510	PORTFOLIO AND ASSET MANAGEMENT	0011	Regular Pay-Cont Full Time	0111		13,000.00
2015	0700				HPTFID	15	APHS0726	PINTD	04121	4120	PROPERTY ACQUISITION	0011	Regular Pay-Cont Full Time	0111		21,500.00
2015	0700				HPTFID	15	APHS0726	AINTD	0111F	110F	BUDGET OPERATIONS	0011	Regular Pay-Cont Full Time	0111		12,000.00
2015	0700				HPTFID	15	APHS0726	AINTD	01031	1030	PROPERTY MANAGEMENT	0015	Overtime Pay	0133		120.00
2015	0700				HPTFID	15	APHS0726	PINTD	03051	3050	RESIDENTIAL SERVICES - LEAD SAFE WASHING	0014	Fringe Benefits Curr Personnel	0147		1,000.00
2015	0700				HPTFID	15	APHS0726	AINTD	03051	3050	RESIDENTIAL SERVICES - LEAD SAFE WASHING	0014	Fringe Benefits Curr Personnel	0147		800.00
2015	0700				HPTFID	15	APHS0726	AINTD	07021	7020	QUALITY ASSURANCE	0015	Overtime Pay	0133		554.45
2015	0700				HPTFID	15	APHS0726	AINTD	07021	7020	QUALITY ASSURANCE	0012	Regular Pay - Other	0125		11,600.00
2015	0700				HPTFID	15	APHS0726	AINTD	01086	1085	CUSTOMER SERVICE	0012	Regular Pay - Other	0125		1,500.00
2015	0700				HPTFID	15	APHS0726	PINTD	04121	4120	PROPERTY ACQUISITION	0014	Fringe Benefits Curr Personnel	0147		2,300.00
2015	0700				HPTFID	15	APHS0726	PINTD	04121	4120	PROPERTY ACQUISITION	0015	Overtime Pay	0133		280.00
2015	0700				HPTFID	15	APHS0726	PINTD	03051	3050	RESIDENTIAL SERVICES - LEAD SAFE WASHING	0015	Overtime Pay	0133	15.00	
2015	0700				HPTFID	15	APHS0726	AINTD	01061	1060	LEGAL	0014	Fringe Benefits Curr Personnel	0147	160,000.00	
2015	0700				HPTFID	15	APHS0726	AINTD	03051	3050	RESIDENTIAL SERVICES - LEAD SAFE WASHING	0011	Regular Pay-Cont Full Time	0111	1,000.00	
2015	0700				HPTFID	15	APHS0726	AINTD	07021	7020	QUALITY ASSURANCE	0011	Regular Pay-Cont Full Time	0111	1,000.00	

FY15 DHCD Reprogrammings

Approp Year	Agy Fund	Grant No	Grant Ph	Project No	Project Ph	Primary Doc Key	Index Code	PCA	Program Code 3	Program Code 3 Title	Comp Source Group	Comp Source Group Title	Comp Object	Trans Amt	Comments
2015	0700			HPTFID	15	APHS0726	AINTD	02011	2010	AFFORDABLE HOUSING PROJECT FINANCING	0015	Overtime Pay	0133	350.00	To ensure sufficient resources to cover all PS cost for the remainder of the FY
2015	0700			HPTFID	15	APHS0726	AINTD	01061	1060	LEGAL	0011	Regular Pay-Cont Full Time	0111	1,235,000.00	
2015	0700			HPTFID	15	APHS0726	AINTD	01091	1090	PERFORMANCE MANAGEMENT	0013	Additional Gross Pay	0134	20,853.41	
2015	0700			HPTFID	15	APHS0726	PINTD	07021	7020	QUALITY ASSURANCE	0015	Overtime Pay	0133	310.77	
2015	0700			HPTFID	15	APHS0726	PINTD	07011	7010	CONTRACT COMPLIANCE	0015	Overtime Pay	0133	226.14	
2015	0700			HPTFID	15	APHS0726	AINTD	0121F	120F	ACCOUNTING OPERATIONS	0012	Regular Pay - Other	0125	5,200.00	
2015	0700			HPTFID	15	APHS0726	AINTD	03061	3060	RESIDENTIAL SERVICES - SINGLE FAM REHAB	0014	Fringe Benefits Curr Personnel	0147	2,000.00	
2015	0700			HPTFID	15	APHS0726	AINTD	01091	1090	PERFORMANCE MANAGEMENT	0012	Regular Pay - Other	0125	2,300.00	
2015	0700			HPTFID	15	APHS0726	AINTD	03051	3050	RESIDENTIAL SERVICES - LEAD SAFE WASHING	0015	Overtime Pay	0133	580.00	
2015	0700			HPTFID	15	APHS0726	AINTD	01091	1090	PERFORMANCE MANAGEMENT	0015	Overtime Pay	0133	1,600.00	
2015	0700			HPTFID	15	APHS0726	PINTD	03051	3050	RESIDENTIAL SERVICES - LEAD SAFE WASHING	0011	Regular Pay-Cont Full Time	0111	6,500.00	
2015	0700			HPTFID	15	APHS0726	AINTD	07011	7010	CONTRACT COMPLIANCE	0011	Regular Pay-Cont Full Time	0111	185,000.00	
2015	0700			HPTFID	15	APHS0726	AINTD	0111F	110F	BUDGET OPERATIONS	0014	Fringe Benefits Curr Personnel	0147	8,100.00	
2015	0700			HPTFID	15	APHS0726	AINTD	0121F	120F	ACCOUNTING OPERATIONS	0014	Fringe Benefits Curr Personnel	0147	6,800.00	
2015	0700			HPTFID	15	APHS0726	AINTD	07011	7010	CONTRACT COMPLIANCE	0012	Regular Pay - Other	0125	7,500.00	
2015	0700			HPTFID	15	APHS0726	AINTD	0131F	130F	FISCAL OFFICER	0011	Regular Pay-Cont Full Time	0111	3,500.00	
2015	0700			HPTFID	15	APHS0726	AINTD	02011	2010	AFFORDABLE HOUSING PROJECT FINANCING	0011	Regular Pay-Cont Full Time	0111	40,300.00	
2015	0700			HPTFID	15	APHS0726	AINTD	01041	1040	INFORMATION TECHNOLOGY	0015	Overtime Pay	0133	250.00	
2015	0700			HPTFID	15	APHS0726	AINTD	01091	1090	PERFORMANCE MANAGEMENT	0013	Additional Gross Pay	0174	22,350.92	
2015	0700			HPTFID	15	APHS0726	AINTD	01086	1085	CUSTOMER SERVICE	0015	Overtime Pay	0133	410.00	
2015	0700			HPTFID	15	APHS0726	AINTD	07011	7010	CONTRACT COMPLIANCE	0015	Overtime Pay	0133	1,915.22	
2015	0700			HPTFID	15	APHS0726	AINTD	01061	1060	LEGAL	0012	Regular Pay - Other	0125	200.00	
2015	0700			HPTFID	15	APHS0726	PINTD	04511	4510	PORTFOLIO AND ASSET MANAGEMENT	0015	Overtime Pay	0133	250.00	
2015	0700			HPTFID	15	APHS0726	AINTD	07021	7020	QUALITY ASSURANCE	0014	Fringe Benefits Curr Personnel	0147	75.00	
2015	0700			HPTFID	15	APHS0726	PINTD	02011	2010	AFFORDABLE HOUSING PROJECT FINANCING	0013	Additional Gross Pay	0134	188.18	
2015	0700			HPTFID	15	APHS0726	AINTD	01091	1090	PERFORMANCE MANAGEMENT	0011	Regular Pay-Cont Full Time	0111	12,000.00	
2015	0700			HPTFID	15	APHS0726	AINTD	0121F	120F	ACCOUNTING OPERATIONS	0011	Regular Pay-Cont Full Time	0111	10,000.00	
2015	0700			HPTFID	15	APHS0726	AINTD	01061	1060	LEGAL	0015	Overtime Pay	0133	30.00	
2015	0700			HPTFID	15	APHS0726	AINTD	01081	1080	COMMUNICATIONS	0015	Overtime Pay	0133	250.00	
						APHS0726 Total									

FY 2016 Reprogrammings

Approp Year	Agy Fund	Grant No	Grant Ph	Project No	Project Ph	Primary Doc Key	Index Code	PCA	Program Code 3	Program Code 3 Title	Comp Source Group	Comp Source Group Title	Comp Object	Trans Amt	Comments
2016	0700			HPTFID	16	AORMW755	AINTD	01011	1010	PERSONNEL	0050	Subsidies and Transfers	0506	-600,000	Reprogramming to secure funding to carry out Lead abatement
2016	0700			HPTFID	16	AORMW755	AINTD	01051	1050	FINANCIAL MANAGEMENT	0040	Other Services and Charges	0408	-600,000	
2016	0700			HPTFID	16	AORMW755	PINTD	03051	3050	RESIDENTIAL SERVICES - LEAD SAFE WASHING	0070	Equipment & Equipment Rental	0701	4,000	
2016	0700			HPTFID	16	AORMW755	PINTD	03051	3050	RESIDENTIAL SERVICES - LEAD SAFE WASHING	0050	Subsidies and Transfers	0506	823,000	
2016	0700			HPTFID	16	AORMW755	PINTD	03051	3050	RESIDENTIAL SERVICES - LEAD SAFE WASHING	0041	Contractual Services - Other	0409	333,000	
2016	0700			HPTFID	16	AORMW755	PINTD	03051	3050	RESIDENTIAL SERVICES - LEAD SAFE WASHING	0040	Other Services and Charges	0416	40,000	
						AORMW755									
						Total									

DHCD FY2015 MOU STATUS REPORT

DESCRIPTION of MOU AGREEMENTS									FINANCIAL TRANSACTIONS AND STATUS					
TERMS OF MOU AGREEMENT									BUDGET ATTRIBUTES					
BUYER - SELLER AGENCY	PRODUCT or SERVICE PROVIDED	DHCD PROGRAM ACTIVITY IMPACTED	MOU START DATE	MOU END DATE	RECURRING MOU	MOU NTE AMOUNT	FUNDS TRANSFER (YES or NO)	FUND	INDEX	PCA	AOBC	AMOUNT ADVANCED	DATE OF ADVANCE	
HCO	DBO	Construction/Rehab costs for Housing for Clients	DFD	10/1/2014	9/30/2015	Yes	\$ 2,100,000.00	Yes	4600	HOP15	02011	4600	\$ 2,090,555.00	5/22/2015
DBO	APO	Demolition and Stabilization Services	RCS	10/1/2014	9/30/2015	No	\$ 50,000.00	Yes	8201	PCDBG	03011	0506	\$ 50,000.00	3/20/2015
DBO	HCO	PEST Management Services	LEAD	10/1/2014	9/30/2015	No	\$ 100,000.00	Yes	0700	PINTD	03051	0409	\$ 100,000.00	3/24/2015
DBO	HR	Personnel Management Services	DO	10/1/2014	9/30/2015	No	\$ 40,000.00	Yes	0700	AINTD	01051	0408	\$ 40,000.00	10/20/2014
DBO	OAH	Conduct Hearings	HRA	10/1/2014	9/30/2015	No	\$ 20,000.00	Yes	0100	PGENF	8121	0409	\$ 20,000.00	2/11/2015
DBO	POO	Delegated Procurement Authority	DO	10/1/2014	9/30/2015	No	\$ 54,253.83	Yes	0100	AUNFD	01016	0408	\$ 54,253.83	3/6/2015
DBO	DCHA	Inspect, Secure, Stabilize & Maintain Property	PADD	10/1/2013	9/30/2015	Yes	\$ 765,000.00	No					N/A	N/A
DBO	DCHA	Demolition and Stabilization Activities	PADD	1/23/2014	9/30/2014	Yes	\$ 910,000.00	No					N/A	N/A
DBO	DCHA	Construction (CAS) @ 454 N Street, NW	PADD	3/5/2014	3/15/2015	Yes	\$ 395,000.00	No					N/A	N/A
DBO	UDC	Architectural Research Institute	PADD	10/1/2013	9/30/2014	Yes	\$ 500,000.00	No					N/A	N/A
DBO	UDC	Lead Abatement Training to support DHCD	LSW	3/14/2013	5/15/2015	Yes	\$ 5,500.00	No					N/A	N/A
DBO	UDC	Architectural Research Institute	SF	10/1/2013	9/30/2014	Yes	\$ 315,475.00	No					N/A	N/A

NOTE: Direct Vouchers

DHCD FY2016 MOU STATUS REPORT

DESCRIPTION of MOU AGREEMENTS									FINANCIAL TRANSACTIONS AND STATUS					
TERMS OF MOU AGREEMENT									BUDGET ATTRIBUTES					
BUYER - SELLER AGENCY	PRODUCT or SERVICE PROVIDED	DHCD PROGRAM ACTIVITY IMPACTED	MOU START DATE	MOU END DATE	RECURRING MOU	MOU NTE AMOUNT	FUNDS TRANSFER (YES or NO)	FUND	INDEX	PCA	AOBC	AMOUNT ADVANCED	DATE OF ADVANCE	
DBO OAH	Administrative Hearings	8110	10/1/2015	9/30/2016	Yes	\$ 20,000.00	Yes	0100	AGENF	08111	0408	\$ 20,000.00	11/25/2015	
DBO DOH	Contract & Rehab Housing for HOPWA Clients	2010	1/28/2016	9/30/2016	No	\$ 971,987.21	No					\$ 971,987.21		
DBO UDC	Architectural Research Institute	PADD	10/1/2013	9/30/2014	Yes	\$ 350,000.00	No					N/A	N/A	
DBO UDC	Architectural Research Institute	SF	10/1/2013	9/30/2014	Yes	\$ 324,308.00	No					N/A	N/A	

NOTE: Direct Vouchers

DHCD SPECIAL PURPOSE REVENUE FUND DESCRIPTIONS

to answer Questions 15a-c

Fund Detail	Fund Detail Title	Description
0602	Home Purchase Assistance Program Repay Fund	HPAP provides downpayment and closing cost assistance to low, lower and moderate income DC residents; helping them to become first time homebuyers. This is a revolving fund. Loan repayments are used to fund new loans.
0610	DHCD Unified Funds	To provide financial assistance to low and moderate income DC residents to obtain or maintain affordable housing. Assist DC residents in down payment on District homes. Revenue is derived from various activity revolving fund fees.

To answer Questions 15b-d

**FY15 DHCD SPECIAL PURPOSE REVENUE
UNIFIED FUND (0610)**

Agy Object	Agy Object Title	Total
1573	APPR REHAB LOAN REPAY	30,781.69
1980	APPR PORTAL SITES	394.83
2002	APPR HPAP REPAY	0.00
2003	APPR LAHDO	156,794.53
3227	CERTIFICATION FEE	8,500.00
3228	REGISTRATION FEE	346,050.00
3229	PADD	125,321.58
3230	L I H T C - MONTORING FEE	710,950.00
3231	L I H T C - ALLOCATION FEE	610,744.27
3235	LOW INCOME HOUSING TAX CREDIT UTILITY	1,200.00
3250	UNIFIED MISCELLANEOUS FEES	6,177.94
3444	APPL. FOR VACANT HOUSING ACCOMMODATION	4,700.00
3445	APPL. FOR NON-HOUSING ACCOMMODATION	20,500.00
3446	APPL. FOR LTD EQUITY SHARE COOPERATIVE	500.00
5600	INTEREST INCOME	1.29
Grand Total		2,022,616.13

FY16 DHCD SPECIAL PURPOSE REVENUE UNIFIED FUND (0610)

Agy Object	Agy Object Title	Total
1573	APPR REHAB LOAN REPAY	95,272.35
2003	APPR LAHDO	40,512.98
3227	CERTIFICATION FEE	800.00
3228	REGISTRATION FEE	74,400.00
3229	PADD	154,797.26
3230	L I H T C - MONTORING FEE	42,795.00
3235	LOW INCOME HOUSING TAX CREDIT UTILITY	600.00
3250	UNIFIED MISCELLANEOUS FEES	3,768.59
3444	APPL. FOR VACANT HOUSING ACCOMMODATION	900.00
3445	APPL. FOR NON-HOUSING ACCOMMODATION	3,100.00
5600	INTEREST INCOME	0.64
Grand Total		416,946.82

**FY15 DHCD SPECIAL PURPOSE REVENUE
HPAP REPAY FUND (0602)**

Agy Object	Agy Object Title	Total
2002	APPR HPAP REPAY	1,610,838.32
5122	HOME HPAP PROGRAM INCOME	0.00
5600	INTEREST INCOME	25.27
Grand Total		1,610,863.59

FY16 DHCD SPECIAL PURPOSE REVENUE
HPAP REPAY FUND (0602)

Agy Object	Agy Object Title	Total
2002	APPR HPAP REPAY	333,677.71
5600	INTEREST INCOME	6.80
Grand Total		333,684.51

To answer Question 15e

FY 2015 UNIFIED (0610) EXPENDITURES

Agy	FISCAL _YEAR	Approp Year	Agy Fund	Comp Source Group	Description	Trans Amt
DB0	2015	2015	0610	0011	Payroll Expenditures	474,652.15
DB0	2015	2015	0610	0012	Payroll Expenditures	10,267.34
DB0	2015	2015	0610	0013	Payroll Expenditures	905.16
DB0	2015	2015	0610	0014	Payroll Expenditures	99,146.91
DB0	2015	2015	0610	0015	Payroll Expenditures	3,864.55
DB0	2015	2015	0610	0020	Purchase Card	50,303.06
DB0	2015	2015	0610	0030	Energy	128.73
DB0	2015	2015	0610	0031	Telephone	11,996.95
DB0	2015	2015	0610	0032	Rent	521,443.00
DB0	2015	2015	0610	0035	Occupany Fixed Costs	8.46
DB0	2015	2015	0610	0040	Standard Business Furniture	433,705.92
DB0	2015	2015	0610	0040	Other Services	95,710.34
DB0	2015	2015	0610	0040	MDM Standard Office	254,532.96
DB0	2015	2015	0610	0041	Loan Servicing	35,000.00
DB0	2015	2015	0610	0041	Contractual Services	33,388.09
DB0	2015	2015	0610	0041	UDC	268,497.44
DB0	2015	2015	0610	0041	DC HOUSING AUTHORITY	225,114.98
DB0	2015	2015	0610	0050		(16,840.02)
DB0	2015	2015	0610	0070	KLINE Imports	33,150.00
DB0	2015	2015	0610	0070	CDW Government	31,125.00
DB0	2015	2015	0610	0070	General Services	28,870.78

2,594,971.80

FY 2016 YTD UNIFIED (0610) EXPENDITURES

Agy	FISCAL _YEAR	Approp Year	Agy Fund	Comp Source Group	Description	Trans Amt
DB0	2015	2015	0610	0031	Telephone	315.00
DB0	2015	2015	0610	0034	Security Services	865.02
DB0	2015	2015	0610	0040	Other Services	3,915.69
						5,095.71

FY 2015 HPAP (0602) EXPENDITURES

Agy	FISCAL_Y EAR	Approp Year	Agy Fund	Comp Source Group	Vendor Name	Description	Trans Amt
DB0	2015	2015	0602	0011		Payroll Expenditures	148,995.39
DB0	2015	2015	0602	0012		Payroll Expenditures	7,234.66
DB0	2015	2015	0602	0014		Payroll Expenditures	29,489.65
DB0	2015	2015	0602	0015		Payroll Expenditures	2,737.74
DB0	2015	2015	0602	0020		Purchase Card	13,862.38
DB0	2015	2015	0602	0031		% allocation of telephone	11,996.95
DB0	2015	2015	0602	0032		% allocation of rent cost	17,906.00
DB0	2015	2015	0602	0040	GENERAL SERVICES		8,646.18
DB0	2015	2015	0602	0040	PITNEY BOWES		1,550.00
DB0	2015	2015	0602	0040		Purchase Card	3,657.87
DB0	2015	2015	0602	0041	AMERINATIONAL COMMUNITY SVC.	Loan Servicing	113,360.47
DB0	2015	2015	0602	0041	ANSWER TITLE & ESCROW		5,000.00
DB0	2015	2015	0602	0041	SORG AND ASSOC., P.C.		81,524.85
DB0	2015	2015	0602	0041			(17,911.88)
DB0	2015	2015	0602	0070	APPLE COMPUTER		3,088.00
DB0	2015	2015	0602	0070	KLINE IMPORTD		16,304.30
DB0	2015	2015	0602	0070	XEROX		6,539.93
DB0	2015	2015	0602	0070		Purchase Card	732.44

454,714.93

Government of the District
Life-to-Date Spending -
*FY 2016

Government of the District of Columbia
Life-to-Date Spending - Capital Funds By Project

DEPARTMENT OF HOUSING AND COMMUNITY DEVELOPMENT (DBO)

Appr Fund	Appr Fund Title	Agency	Agency Name	Project No	Project Ph	Project Title	Fund Detail	Lifetime Budget	LTD Allotments	Expenditures Through FY13	CY Expenditures	Encumbrances	Intra-District Advances	Pre-encumbrances	Allotment Balance	Lifetime Balance				
0300	CAPITAL FUND - OTHER	DBO	DEPT. OF HOUSING AND COMM. DEVELOPMENT	04002C	02	PROPERTY ACQUISITION & DISPOSITION	0300	13,034,989	13,034,989	12,269,116	0	680,811	80,000	0	765,873	5,062				
					04			6,596,661	6,596,661	5,159,831	452,478	323,628	0	984,352	660,724					
				04004C	02	FAR SE/SW - BELLEVUE NEIGHBORHOOD REVITA	0300	2,587,501	2,587,501	2,587,501	0	0	0	0	0	0	0	0		
					04			2,232,045	2,232,045	2,222,242	0	0	9,803	0	9,803	0				
				50303C	02	EASTGATE HOPE VI	0300	2,440,000	2,440,000	0	0	2,440,000	0	0	2,440,000	0	0	0	0	
					04			0	0	0	0	0	0	0	0	0	0	0	0	
				50309C	01	PARKSIDE	0300	0	0	0	0	0	0	0	0	0	0	0	0	0
								02	0	0	0	0	0	0	0	0	0	0	0	0
								03	350,000	350,000	230,719	230,719	119,281	0	0	(111,439)	(230,719)			
								04	2,650,000	2,650,000	2,265,917	890,633	384,083	0	0	(506,550)	(890,633)			
				50318C	04	CAPITOL GATEWAY	0300	2,800,000	2,800,000	2,524,693	531,330	275,307	0	0	(256,023)	(531,330)				
				SWI01C	04	SOUTHWEST WATERFRONT	0300	3,000,000	3,000,000	2,999,292	0	708	0	0	708	0				
				Summary								35,691,195	35,691,195	30,259,312	2,105,160	4,223,817	89,803	0	3,326,724	(986,896)

*No Capitol Projects for FY2016

List of DHCD Projects that has Capital Funds Available

2015						
	GRANT NAME	Cash Exp	Accrued Exp	Total Exp	BUDGET	% of Agency's Total Budget
FEDERAL	CDBG	16,176,685.21	4,007,533.61	20,184,218.82	22,754,835.85	11%
	HOME	3,404,006.96	2,429,240.51	5,833,247.47	5,878,551.01	3%
				-		
	LOCAL	8,908,141.72	1,563,386.29	10,471,528.01	15,306,176.11	8%
	HPAP	415,888.54	38,826.39	454,714.93	1,000,000.01	1%
	UNIFIED	2,047,475.12	547,496.68	2,594,971.80	2,594,971.80	1%
	HPTF	72,996,022.10	13,141,819.24	86,137,841.34	150,080,851.79	76%
	STIMULUS	464,616.55	173,042.59	637,659.14	664,382.34	0.34%
	8450				23,826.92	0.01%
	TOTAL	104,412,836.20	21,901,345.31	126,314,181.51	198,303,595.83	100%

Annual Report - Unified Fund for DHCD

FY15 Revenue Funding Sources

Agy Object	Agy Fund	Trans Amt
1573-APPR REHAB LOAN REPAY	0610-DHCB UNIFIED FUND	30,781.69
1980-APPR PORTAL SITES	0610-DHCB UNIFIED FUND	394.83
2002-APPR HPAP REPAY	0610-DHCB UNIFIED FUND	0.00
2003-APPR LAHDO	0610-DHCB UNIFIED FUND	156,794.53
3227-CERTIFICATION FEE	0610-DHCB UNIFIED FUND	8,500.00
3228-REGISTRATION FEE	0610-DHCB UNIFIED FUND	346,050.00
3229-PADD	0610-DHCB UNIFIED FUND	125,456.95
3230-L I H T C - MONITORING FEE	0610-DHCB UNIFIED FUND	710,950.00
3231-L I H T C - ALLOCATION FEE	0610-DHCB UNIFIED FUND	610,744.27
3235-LOW INCOME HOUSING TAX CREDIT UTILITY	0610-DHCB UNIFIED FUND	1,200.00
3250-UNIFIED MISCELLANEOUS FEES	0610-DHCB UNIFIED FUND	6,177.94
3444-APPL. FOR VACANT HOUSING ACCOMMODATION	0610-DHCB UNIFIED FUND	4,700.00
3445-APPL. FOR NON-HOUSING ACCOMMODATION	0610-DHCB UNIFIED FUND	20,500.00
3446-APPL. FOR LTD EQUITY SHARE COOPERATIVE	0610-DHCB UNIFIED FUND	500.00
5600-INTEREST INCOME	0610-DHCB UNIFIED FUND	1.29
Summary		2,022,751.50

FY15 Expenditure Sources

Comp Source Group	Agy Fund	Trans Amt
0011-REGULAR PAY - CONT FULL TIME	0610-DHCB UNIFIED FUND	474,652.15
0012-REGULAR PAY - OTHER	0610-DHCB UNIFIED FUND	10,267.34
0013-ADDITIONAL GROSS PAY	0610-DHCB UNIFIED FUND	905.16
0014-FRINGE BENEFITS - CURR PERSONNEL	0610-DHCB UNIFIED FUND	99,146.91
0015-OVERTIME PAY	0610-DHCB UNIFIED FUND	3,864.55
0020-SUPPLIES AND MATERIALS	0610-DHCB UNIFIED FUND	50,303.06
0030-ENERGY, COMM. AND BLDG RENTALS	0610-DHCB UNIFIED FUND	128.73
0031-TELEPHONE, TELEGRAPH, TELEGRAM, ETC	0610-DHCB UNIFIED FUND	11,996.95
0032-RENTALS - LAND AND STRUCTURES	0610-DHCB UNIFIED FUND	521,443.00
0035-OCCUPANCY FIXED COSTS	0610-DHCB UNIFIED FUND	8.46
0040-OTHER SERVICES AND CHARGES	0610-DHCB UNIFIED FUND	783,949.22
0041-CONTRACTUAL SERVICES - OTHER	0610-DHCB UNIFIED FUND	562,000.51
0050-SUBSIDIES AND TRANSFERS	0610-DHCB UNIFIED FUND	(16,840.02)
0070-EQUIPMENT & EQUIPMENT RENTAL	0610-DHCB UNIFIED FUND	93,145.78
Overall - Total		2,594,971.80

Fund Balance Use	572,220.30
Unified Fund Project Delivery Cap (@ 20% of Funds Deposited)	404,550.30
Actual FY15 Project Delivery Costs	306,553.74

DEPARTMENT OF HOUSING AND COMMUNITY DEVELOPMENT
Special Purpose Revenue for DHCD YTD 2015

Agy Fund	Approp Year	Primary Doc Key	Eff Date	Comp GL Acct	Comp Object	Comp Object Title	Agy Object	Agy Object Title	Trans Amt
0610	2015	DP027824	12/22/14	3100	6111	OTHER REVENUE - OTHER	3446	APPL. FOR LTD EQUITY SHARE COOPERATIVE	200.00
0610	2015	DP028180	1/2/15	3100	6111	OTHER REVENUE - OTHER	3446	APPL. FOR LTD EQUITY SHARE COOPERATIVE	100.00
0610	2015	DP028358	1/12/15	3100	6111	OTHER REVENUE - OTHER	3446	APPL. FOR LTD EQUITY SHARE COOPERATIVE	100.00
0610	2015	DP034827	8/31/15	3100	6111	OTHER REVENUE - OTHER	3446	APPL. FOR LTD EQUITY SHARE COOPERATIVE	100.00
								APPL. FOR LTD EQUITY SHARE COOPERATIVE Total	500.00
0610	2015	DP025735	10/15/14	3100	6111	OTHER REVENUE - OTHER	3445	APPL. FOR NON-HOUSING ACCOMMODATION	800.00
0610	2015	DP026201	10/27/14	3100	6111	OTHER REVENUE - OTHER	3445	APPL. FOR NON-HOUSING ACCOMMODATION	700.00
0610	2015	DP026398	11/4/14	3100	6111	OTHER REVENUE - OTHER	3445	APPL. FOR NON-HOUSING ACCOMMODATION	300.00
0610	2015	DP026426	11/5/14	3100	6111	OTHER REVENUE - OTHER	3445	APPL. FOR NON-HOUSING ACCOMMODATION	400.00
0610	2015	DP026680	11/12/14	3100	6111	OTHER REVENUE - OTHER	3445	APPL. FOR NON-HOUSING ACCOMMODATION	100.00
0610	2015	DP026773	11/18/14	3100	6111	OTHER REVENUE - OTHER	3445	APPL. FOR NON-HOUSING ACCOMMODATION	500.00
0610	2015	DP026989	11/26/14	3100	6111	OTHER REVENUE - OTHER	3445	APPL. FOR NON-HOUSING ACCOMMODATION	1,100.00
0610	2015	DP027459	12/8/14	3100	6111	OTHER REVENUE - OTHER	3445	APPL. FOR NON-HOUSING ACCOMMODATION	200.00
0610	2015	DP027632	12/15/14	3100	6111	OTHER REVENUE - OTHER	3445	APPL. FOR NON-HOUSING ACCOMMODATION	500.00
0610	2015	DP027824	12/22/14	3100	6111	OTHER REVENUE - OTHER	3445	APPL. FOR NON-HOUSING ACCOMMODATION	900.00
0610	2015	DP027826	12/22/14	3100	6111	OTHER REVENUE - OTHER	3445	APPL. FOR NON-HOUSING ACCOMMODATION	200.00
0610	2015	DP028180	1/2/15	3100	6111	OTHER REVENUE - OTHER	3445	APPL. FOR NON-HOUSING ACCOMMODATION	500.00
0610	2015	DP028358	1/12/15	3100	6111	OTHER REVENUE - OTHER	3445	APPL. FOR NON-HOUSING ACCOMMODATION	500.00
0610	2015	DP028521	1/20/15	3100	6111	OTHER REVENUE - OTHER	3445	APPL. FOR NON-HOUSING ACCOMMODATION	100.00
0610	2015	DP028641	1/26/15	3100	6111	OTHER REVENUE - OTHER	3445	APPL. FOR NON-HOUSING ACCOMMODATION	700.00
0610	2015	DP028876	2/2/15	3100	6111	OTHER REVENUE - OTHER	3445	APPL. FOR NON-HOUSING ACCOMMODATION	200.00
0610	2015	DP029296	2/4/15	3100	6111	OTHER REVENUE - OTHER	3445	APPL. FOR NON-HOUSING ACCOMMODATION	200.00
0610	2015	DP029203	2/13/15	3100	6111	OTHER REVENUE - OTHER	3445	APPL. FOR NON-HOUSING ACCOMMODATION	900.00
0610	2015	DP029472	2/23/15	3100	6111	OTHER REVENUE - OTHER	3445	APPL. FOR NON-HOUSING ACCOMMODATION	100.00
0610	2015	DP029642	3/2/15	3100	6111	OTHER REVENUE - OTHER	3445	APPL. FOR NON-HOUSING ACCOMMODATION	300.00
0610	2015	DP030274	3/2/15	3100	6111	OTHER REVENUE - OTHER	3445	APPL. FOR NON-HOUSING ACCOMMODATION	300.00
0610	2015	DPC30274	3/2/15	3100	6111	OTHER REVENUE - OTHER	3445	APPL. FOR NON-HOUSING ACCOMMODATION	(300.00)
0610	2015	DP029870	3/9/15	3100	6111	OTHER REVENUE - OTHER	3445	APPL. FOR NON-HOUSING ACCOMMODATION	900.00
0610	2015	DP030308	3/9/15	3100	6111	OTHER REVENUE - OTHER	3445	APPL. FOR NON-HOUSING ACCOMMODATION	900.00
0610	2015	DPC30308	3/9/15	3100	6111	OTHER REVENUE - OTHER	3445	APPL. FOR NON-HOUSING ACCOMMODATION	(900.00)
0610	2015	DP030316	3/18/15	3100	6111	OTHER REVENUE - OTHER	3445	APPL. FOR NON-HOUSING ACCOMMODATION	800.00
0610	2015	DP030591	3/25/15	3100	6111	OTHER REVENUE - OTHER	3445	APPL. FOR NON-HOUSING ACCOMMODATION	700.00
0610	2015	DP030966	4/2/15	3100	6111	OTHER REVENUE - OTHER	3445	APPL. FOR NON-HOUSING ACCOMMODATION	400.00
0610	2015	DP031026	4/6/15	3100	6111	OTHER REVENUE - OTHER	3445	APPL. FOR NON-HOUSING ACCOMMODATION	800.00
0610	2015	DP031212	4/10/15	3100	6111	OTHER REVENUE - OTHER	3445	APPL. FOR NON-HOUSING ACCOMMODATION	400.00
0610	2015	DP031204	4/15/15	3100	6111	OTHER REVENUE - OTHER	3445	APPL. FOR NON-HOUSING ACCOMMODATION	300.00
0610	2015	DP031895	4/23/15	3100	6111	OTHER REVENUE - OTHER	3445	APPL. FOR NON-HOUSING ACCOMMODATION	100.00
0610	2015	DP031584	5/1/15	3100	6111	OTHER REVENUE - OTHER	3445	APPL. FOR NON-HOUSING ACCOMMODATION	900.00
0610	2015	DP032091	5/12/15	3100	6111	OTHER REVENUE - OTHER	3445	APPL. FOR NON-HOUSING ACCOMMODATION	100.00
0610	2015	DP032276	5/20/15	3100	6111	OTHER REVENUE - OTHER	3445	APPL. FOR NON-HOUSING ACCOMMODATION	400.00
0610	2015	DP032403	5/27/15	3100	6111	OTHER REVENUE - OTHER	3445	APPL. FOR NON-HOUSING ACCOMMODATION	400.00
0610	2015	DP033152	6/17/15	3100	6111	OTHER REVENUE - OTHER	3445	APPL. FOR NON-HOUSING ACCOMMODATION	300.00
0610	2015	DP032882	6/18/15	3100	6111	OTHER REVENUE - OTHER	3445	APPL. FOR NON-HOUSING ACCOMMODATION	600.00
0610	2015	DP033253	6/30/15	3100	6111	OTHER REVENUE - OTHER	3445	APPL. FOR NON-HOUSING ACCOMMODATION	300.00
0610	2015	DP033433	7/9/15	3100	6111	OTHER REVENUE - OTHER	3445	APPL. FOR NON-HOUSING ACCOMMODATION	200.00
0610	2015	DP033917	7/15/15	3100	6111	OTHER REVENUE - OTHER	3445	APPL. FOR NON-HOUSING ACCOMMODATION	400.00
0610	2015	DP033725	7/23/15	3100	6111	OTHER REVENUE - OTHER	3445	APPL. FOR NON-HOUSING ACCOMMODATION	100.00
0610	2015	DP034025	7/29/15	3100	6111	OTHER REVENUE - OTHER	3445	APPL. FOR NON-HOUSING ACCOMMODATION	500.00
0610	2015	DP034192	8/5/15	3100	6111	OTHER REVENUE - OTHER	3445	APPL. FOR NON-HOUSING ACCOMMODATION	100.00
0610	2015	DP034516	8/19/15	3100	6111	OTHER REVENUE - OTHER	3445	APPL. FOR NON-HOUSING ACCOMMODATION	300.00
0610	2015	DP034607	8/21/15	3100	6111	OTHER REVENUE - OTHER	3445	APPL. FOR NON-HOUSING ACCOMMODATION	400.00
0610	2015	DP034827	8/31/15	3100	6111	OTHER REVENUE - OTHER	3445	APPL. FOR NON-HOUSING ACCOMMODATION	700.00
0610	2015	DP035454	9/24/15	3100	6111	OTHER REVENUE - OTHER	3445	APPL. FOR NON-HOUSING ACCOMMODATION	500.00
0610	2015	DP035873	9/25/15	3100	6111	OTHER REVENUE - OTHER	3445	APPL. FOR NON-HOUSING ACCOMMODATION	600.00
0610	2015	DP035755	9/30/15	3100	6111	OTHER REVENUE - OTHER	3445	APPL. FOR NON-HOUSING ACCOMMODATION	100.00

DEPARTMENT OF HOUSING AND COMMUNITY DEVELOPMENT
Special Purpose Revenue for DHCD YTD 2015

Agy Fund	Approp Year	Primary Doc Key	Eff Date	Comp GL Acct	Comp Object	Comp Object Title	Agy Object	Agy Object Title	Trans Amt
								APPL. FOR NON-HOUSING ACCOMMODATION Total	20,500.00
0610	2015	DP026201	10/27/14	3100	6111	OTHER REVENUE - OTHER	3444	APPL. FOR VACANT HOUSING ACCOMMODATION	100.00
0610	2015	DP026426	11/5/14	3100	6111	OTHER REVENUE - OTHER	3444	APPL. FOR VACANT HOUSING ACCOMMODATION	100.00
0610	2015	DP026680	11/12/14	3100	6111	OTHER REVENUE - OTHER	3444	APPL. FOR VACANT HOUSING ACCOMMODATION	100.00
0610	2015	DP026773	11/18/14	3100	6111	OTHER REVENUE - OTHER	3444	APPL. FOR VACANT HOUSING ACCOMMODATION	100.00
0610	2015	DP026989	11/26/14	3100	6111	OTHER REVENUE - OTHER	3444	APPL. FOR VACANT HOUSING ACCOMMODATION	100.00
0610	2015	DP027483	12/9/14	3100	6111	OTHER REVENUE - OTHER	3444	APPL. FOR VACANT HOUSING ACCOMMODATION	100.00
0610	2015	DP027632	12/15/14	3100	6111	OTHER REVENUE - OTHER	3444	APPL. FOR VACANT HOUSING ACCOMMODATION	100.00
0610	2015	DP027826	12/22/14	3100	6111	OTHER REVENUE - OTHER	3444	APPL. FOR VACANT HOUSING ACCOMMODATION	100.00
0610	2015	DP028180	1/2/15	3100	6111	OTHER REVENUE - OTHER	3444	APPL. FOR VACANT HOUSING ACCOMMODATION	100.00
0610	2015	DP028358	1/12/15	3100	6111	OTHER REVENUE - OTHER	3444	APPL. FOR VACANT HOUSING ACCOMMODATION	400.00
0610	2015	DP028640	1/26/15	3100	6111	OTHER REVENUE - OTHER	3444	APPL. FOR VACANT HOUSING ACCOMMODATION	100.00
0610	2015	DP028876	2/2/15	3100	6111	OTHER REVENUE - OTHER	3444	APPL. FOR VACANT HOUSING ACCOMMODATION	200.00
0610	2015	DP029296	2/4/15	3100	6111	OTHER REVENUE - OTHER	3444	APPL. FOR VACANT HOUSING ACCOMMODATION	100.00
0610	2015	DP029203	2/13/15	3100	6111	OTHER REVENUE - OTHER	3444	APPL. FOR VACANT HOUSING ACCOMMODATION	200.00
0610	2015	DP029870	3/9/15	3100	6111	OTHER REVENUE - OTHER	3444	APPL. FOR VACANT HOUSING ACCOMMODATION	100.00
0610	2015	DP030308	3/9/15	3100	6111	OTHER REVENUE - OTHER	3444	APPL. FOR VACANT HOUSING ACCOMMODATION	100.00
0610	2015	DPC30308	3/9/15	3100	6111	OTHER REVENUE - OTHER	3444	APPL. FOR VACANT HOUSING ACCOMMODATION	(100.00)
0610	2015	DP030966	4/2/15	3100	6111	OTHER REVENUE - OTHER	3444	APPL. FOR VACANT HOUSING ACCOMMODATION	100.00
0610	2015	DP031212	4/10/15	3100	6111	OTHER REVENUE - OTHER	3444	APPL. FOR VACANT HOUSING ACCOMMODATION	200.00
0610	2015	DP031584	5/1/15	3100	6111	OTHER REVENUE - OTHER	3444	APPL. FOR VACANT HOUSING ACCOMMODATION	200.00
0610	2015	DP032091	5/12/15	3100	6111	OTHER REVENUE - OTHER	3444	APPL. FOR VACANT HOUSING ACCOMMODATION	300.00
0610	2015	DP032276	5/20/15	3100	6111	OTHER REVENUE - OTHER	3444	APPL. FOR VACANT HOUSING ACCOMMODATION	200.00
0610	2015	DP032882	6/18/15	3100	6111	OTHER REVENUE - OTHER	3444	APPL. FOR VACANT HOUSING ACCOMMODATION	400.00
0610	2015	DP033433	7/9/15	3100	6111	OTHER REVENUE - OTHER	3444	APPL. FOR VACANT HOUSING ACCOMMODATION	200.00
0610	2015	DP033917	7/15/15	3100	6111	OTHER REVENUE - OTHER	3444	APPL. FOR VACANT HOUSING ACCOMMODATION	200.00
0610	2015	DP033725	7/23/15	3100	6111	OTHER REVENUE - OTHER	3444	APPL. FOR VACANT HOUSING ACCOMMODATION	100.00
0610	2015	DP034192	8/5/15	3100	6111	OTHER REVENUE - OTHER	3444	APPL. FOR VACANT HOUSING ACCOMMODATION	100.00
0610	2015	DP034516	8/19/15	3100	6111	OTHER REVENUE - OTHER	3444	APPL. FOR VACANT HOUSING ACCOMMODATION	100.00
0610	2015	DP034607	8/21/15	3100	6111	OTHER REVENUE - OTHER	3444	APPL. FOR VACANT HOUSING ACCOMMODATION	300.00
0610	2015	DP034827	8/31/15	3100	6111	OTHER REVENUE - OTHER	3444	APPL. FOR VACANT HOUSING ACCOMMODATION	100.00
0610	2015	DP035454	9/24/15	3100	6111	OTHER REVENUE - OTHER	3444	APPL. FOR VACANT HOUSING ACCOMMODATION	100.00
0610	2015	DP035873	9/25/15	3100	6111	OTHER REVENUE - OTHER	3444	APPL. FOR VACANT HOUSING ACCOMMODATION	100.00
								APPL. FOR VACANT HOUSING ACCOMMODATION Total	4,700.00
0610	2015	DP028180	1/2/15	3100	6111	OTHER REVENUE - OTHER	2002	APPR HPAP REPAY	0.00
0610	2015	DP029203	2/13/15	3100	6111	OTHER REVENUE - OTHER	2002	APPR HPAP REPAY	62.38
0610	2015	DMMO2031	2/18/15	3100	6111	OTHER REVENUE - OTHER	2002	APPR HPAP REPAY	(62.38)
								APPR HPAP REPAY Total	0.00
0610	2015	DP025605	10/10/14	3100	6111	OTHER REVENUE - OTHER	2003	APPR LAHDO	3,988.00
0610	2015	DP025735	10/15/14	3100	6111	OTHER REVENUE - OTHER	2003	APPR LAHDO	4,588.35
0610	2015	DP026201	10/27/14	3100	6111	OTHER REVENUE - OTHER	2003	APPR LAHDO	21,771.00
0610	2015	DP026426	11/5/14	3100	6111	OTHER REVENUE - OTHER	2003	APPR LAHDO	3,976.00
0610	2015	DP026773	11/18/14	3100	6111	OTHER REVENUE - OTHER	2003	APPR LAHDO	4,588.35
0610	2015	DP026989	11/26/14	3100	6111	OTHER REVENUE - OTHER	2003	APPR LAHDO	10,104.33
0610	2015	DP027632	12/15/14	3100	6111	OTHER REVENUE - OTHER	2003	APPR LAHDO	1,771.00
0610	2015	DP027826	12/22/14	3100	6111	OTHER REVENUE - OTHER	2003	APPR LAHDO	4,588.35
0610	2015	DP028180	1/2/15	3100	6111	OTHER REVENUE - OTHER	2003	APPR LAHDO	12,376.00
0610	2015	DP028358	1/12/15	3100	6111	OTHER REVENUE - OTHER	2003	APPR LAHDO	6,359.35
0610	2015	DP029296	2/4/15	3100	6111	OTHER REVENUE - OTHER	2003	APPR LAHDO	3,976.00
0610	2015	DP029203	2/13/15	3100	6111	OTHER REVENUE - OTHER	2003	APPR LAHDO	1,771.00
0610	2015	DP029472	2/23/15	3100	6111	OTHER REVENUE - OTHER	2003	APPR LAHDO	4,588.35
0610	2015	DP029870	3/9/15	3100	6111	OTHER REVENUE - OTHER	2003	APPR LAHDO	3,976.00
0610	2015	DP030308	3/9/15	3100	6111	OTHER REVENUE - OTHER	2003	APPR LAHDO	3,976.00
0610	2015	DPC30308	3/9/15	3100	6111	OTHER REVENUE - OTHER	2003	APPR LAHDO	(3,976.00)
0610	2015	DP030316	3/18/15	3100	6111	OTHER REVENUE - OTHER	2003	APPR LAHDO	2,285.35

DEPARTMENT OF HOUSING AND COMMUNITY DEVELOPMENT
Special Purpose Revenue for DHCD YTD 2015

Agy Fund	Approp Year	Primary Doc Key	Eff Date	Comp GL Acct	Comp Object	Comp Object Title	Agy Object	Agy Object Title	Trans Amt
0610	2015	DP030753	3/19/15	3100	6111	OTHER REVENUE - OTHER	2003	APPR LAHDO	2,303.00
0610	2015	DP030591	3/25/15	3100	6111	OTHER REVENUE - OTHER	2003	APPR LAHDO	1,771.00
0610	2015	DP031026	4/6/15	3100	6111	OTHER REVENUE - OTHER	2003	APPR LAHDO	3,976.00
0610	2015	DP031204	4/15/15	3100	6111	OTHER REVENUE - OTHER	2003	APPR LAHDO	2,303.00
0610	2015	DP031584	5/1/15	3100	6111	OTHER REVENUE - OTHER	2003	APPR LAHDO	4,056.35
0610	2015	DP032091	5/12/15	3100	6111	OTHER REVENUE - OTHER	2003	APPR LAHDO	3,976.00
0610	2015	DP032276	5/20/15	3100	6111	OTHER REVENUE - OTHER	2003	APPR LAHDO	2,303.00
0610	2015	DP032403	5/27/15	3100	6111	OTHER REVENUE - OTHER	2003	APPR LAHDO	2,285.35
0610	2015	DP032458	6/1/15	3100	6111	OTHER REVENUE - OTHER	2003	APPR LAHDO	1,771.00
0610	2015	DP033152	6/17/15	3100	6111	OTHER REVENUE - OTHER	2003	APPR LAHDO	3,976.00
0610	2015	DP032882	6/18/15	3100	6111	OTHER REVENUE - OTHER	2003	APPR LAHDO	6,359.35
0610	2015	DP033253	6/30/15	3100	6111	OTHER REVENUE - OTHER	2003	APPR LAHDO	7,952.00
0610	2015	DP033917	7/15/15	3100	6111	OTHER REVENUE - OTHER	2003	APPR LAHDO	2,303.00
0610	2015	DP033725	7/23/15	3100	6111	OTHER REVENUE - OTHER	2003	APPR LAHDO	4,056.35
0610	2015	DP034516	8/19/15	3100	6111	OTHER REVENUE - OTHER	2003	APPR LAHDO	6,261.35
0610	2015	DP034607	8/21/15	3100	6111	OTHER REVENUE - OTHER	2003	APPR LAHDO	4,074.00
0610	2015	DP035454	9/24/15	3100	6111	OTHER REVENUE - OTHER	2003	APPR LAHDO	4,074.00
0610	2015	DP035873	9/25/15	3100	6111	OTHER REVENUE - OTHER	2003	APPR LAHDO	2,286.35
								APPR LAHDO Total	156,794.53
0610	2015	DP026774	11/18/14	3100	6111	OTHER REVENUE - OTHER	1980	APPR PORTAL SITES	137.72
0610	2015	DP027826	12/22/14	3100	6111	OTHER REVENUE - OTHER	1980	APPR PORTAL SITES	137.93
0610	2015	DP028641	1/26/15	3100	6111	OTHER REVENUE - OTHER	1980	APPR PORTAL SITES	119.18
								APPR PORTAL SITES Total	394.83
0610	2015	DP026989	11/26/14	3100	6111	OTHER REVENUE - OTHER	1573	APPR REHAB LOAN REPAY	135.37
0610	2015	DP027855	12/24/14	3100	6111	OTHER REVENUE - OTHER	1573	APPR REHAB LOAN REPAY	67.68
0610	2015	DP028875	2/2/15	3100	6111	OTHER REVENUE - OTHER	1573	APPR REHAB LOAN REPAY	203.05
0610	2015	DP030699	3/30/15	3100	6111	OTHER REVENUE - OTHER	1573	APPR REHAB LOAN REPAY	135.37
0610	2015	DP031535	4/30/15	3100	6111	OTHER REVENUE - OTHER	1573	APPR REHAB LOAN REPAY	67.68
0610	2015	DRSA2074	6/1/15	3100	6111	OTHER REVENUE - OTHER	1573	APPR REHAB LOAN REPAY	67.68
0610	2015	DP033152	6/17/15	3100	6111	OTHER REVENUE - OTHER	1573	APPR REHAB LOAN REPAY	29,969.50
0610	2015	DP033240	6/26/15	3100	6111	OTHER REVENUE - OTHER	1573	APPR REHAB LOAN REPAY	67.68
0610	2015	DP035454	9/24/15	3100	6111	OTHER REVENUE - OTHER	1573	APPR REHAB LOAN REPAY	67.68
								APPR REHAB LOAN REPAY Total	30,781.69
0610	2015	DP027632	12/15/14	3100	6111	OTHER REVENUE - OTHER	3227	CERTIFICATION FEE	1,700.00
0610	2015	DP028180	1/2/15	3100	6111	OTHER REVENUE - OTHER	3227	CERTIFICATION FEE	800.00
0610	2015	DP031204	4/15/15	3100	6111	OTHER REVENUE - OTHER	3227	CERTIFICATION FEE	5,200.00
0610	2015	DP034827	8/31/15	3100	6111	OTHER REVENUE - OTHER	3227	CERTIFICATION FEE	800.00
								CERTIFICATION FEE Total	8,500.00
0610	2015	DP033240	6/26/15	3100	5600	INTEREST INCOME	5600	INTEREST INCOME	0.39
0610	2015	DP033725	7/23/15	3100	5600	INTEREST INCOME	5600	INTEREST INCOME	0.52
0610	2015	DP035431	9/8/15	3100	5600	INTEREST INCOME	5600	INTEREST INCOME	0.01
0610	2015	DP035454	9/24/15	3100	5600	INTEREST INCOME	5600	INTEREST INCOME	0.24
0610	2015	DMTH0015	9/30/15	3100	5600	INTEREST INCOME	5600	INTEREST INCOME	0.13
								INTEREST INCOME Total	1.29
0610	2015	DP025735	10/15/14	3100	6111	OTHER REVENUE - OTHER	3231	L I H T C - ALLOCATION FEE	53,752.00
0610	2015	DP026201	10/27/14	3100	6111	OTHER REVENUE - OTHER	3231	L I H T C - ALLOCATION FEE	25,496.91
0610	2015	DP027483	12/9/14	3100	6111	OTHER REVENUE - OTHER	3231	L I H T C - ALLOCATION FEE	127,111.24
0610	2015	DP027632	12/15/14	3100	6111	OTHER REVENUE - OTHER	3231	L I H T C - ALLOCATION FEE	27,185.56
0610	2015	DP028180	1/2/15	3100	6111	OTHER REVENUE - OTHER	3231	L I H T C - ALLOCATION FEE	8,874.65
0610	2015	DP028521	1/20/15	3100	6111	OTHER REVENUE - OTHER	3231	L I H T C - ALLOCATION FEE	168,895.00
0610	2015	DP028654	1/23/15	3100	6111	OTHER REVENUE - OTHER	3231	L I H T C - ALLOCATION FEE	38,108.86
0610	2015	DP029041	2/9/15	3100	6111	OTHER REVENUE - OTHER	3231	L I H T C - ALLOCATION FEE	30,991.44
0610	2015	DP029642	3/2/15	3100	6111	OTHER REVENUE - OTHER	3231	L I H T C - ALLOCATION FEE	22,843.84
0610	2015	DP030274	3/2/15	3100	6111	OTHER REVENUE - OTHER	3231	L I H T C - ALLOCATION FEE	22,843.84
0610	2015	DPC30274	3/2/15	3100	6111	OTHER REVENUE - OTHER	3231	L I H T C - ALLOCATION FEE	(22,843.84)

DEPARTMENT OF HOUSING AND COMMUNITY DEVELOPMENT
Special Purpose Revenue for DHCD YTD 2015

Agy Fund	Approp Year	Primary Doc Key	Eff Date	Comp GL Acct	Comp Object	Comp Object Title	Agy Object	Agy Object Title	Trans Amt
0610	2015	DP030591	3/25/15	3100	6111	OTHER REVENUE - OTHER	3231	L I H T C - ALLOCATION FEE	9,281.54
0610	2015	DP031212	4/10/15	3100	6111	OTHER REVENUE - OTHER	3231	L I H T C - ALLOCATION FEE	3,883.56
0610	2015	DP032458	6/1/15	3100	6111	OTHER REVENUE - OTHER	3231	L I H T C - ALLOCATION FEE	49,865.00
0610	2015	DP033152	6/17/15	3100	6111	OTHER REVENUE - OTHER	3231	L I H T C - ALLOCATION FEE	7,242.35
0610	2015	DP034516	8/19/15	3100	6111	OTHER REVENUE - OTHER	3231	L I H T C - ALLOCATION FEE	25,042.64
0610	2015	DP034607	8/21/15	3100	6111	OTHER REVENUE - OTHER	3231	L I H T C - ALLOCATION FEE	12,169.68
								L I H T C - ALLOCATION FEE Total	610,744.27
0610	2015	DP028521	1/20/15	3100	6111	OTHER REVENUE - OTHER	3230	L I H T C - MONITORING FEE	29,060.00
0610	2015	DP028654	1/23/15	3100	6111	OTHER REVENUE - OTHER	3230	L I H T C - MONITORING FEE	77,425.00
0610	2015	DP028640	1/26/15	3100	6111	OTHER REVENUE - OTHER	3230	L I H T C - MONITORING FEE	15,165.00
0610	2015	DP028876	2/2/15	3100	6111	OTHER REVENUE - OTHER	3230	L I H T C - MONITORING FEE	1,845.00
0610	2015	DP029295	2/4/15	3100	6111	OTHER REVENUE - OTHER	3230	L I H T C - MONITORING FEE	23,040.00
0610	2015	DP029296	2/4/15	3100	6111	OTHER REVENUE - OTHER	3230	L I H T C - MONITORING FEE	5,310.00
0610	2015	DP029041	2/9/15	3100	6111	OTHER REVENUE - OTHER	3230	L I H T C - MONITORING FEE	25,280.00
0610	2015	DP029642	3/2/15	3100	6111	OTHER REVENUE - OTHER	3230	L I H T C - MONITORING FEE	370,590.00
0610	2015	DP030274	3/2/15	3100	6111	OTHER REVENUE - OTHER	3230	L I H T C - MONITORING FEE	370,590.00
0610	2015	DPC30274	3/2/15	3100	6111	OTHER REVENUE - OTHER	3230	L I H T C - MONITORING FEE	(370,590.00)
0610	2015	DP029870	3/9/15	3100	6111	OTHER REVENUE - OTHER	3230	L I H T C - MONITORING FEE	16,470.00
0610	2015	DP030308	3/9/15	3100	6111	OTHER REVENUE - OTHER	3230	L I H T C - MONITORING FEE	16,470.00
0610	2015	DPC30308	3/9/15	3100	6111	OTHER REVENUE - OTHER	3230	L I H T C - MONITORING FEE	(16,470.00)
0610	2015	DP030316	3/18/15	3100	6111	OTHER REVENUE - OTHER	3230	L I H T C - MONITORING FEE	1,620.00
0610	2015	DP030591	3/25/15	3100	6111	OTHER REVENUE - OTHER	3230	L I H T C - MONITORING FEE	106,490.00
0610	2015	DP031584	5/1/15	3100	6111	OTHER REVENUE - OTHER	3230	L I H T C - MONITORING FEE	18,045.00
0610	2015	DP032091	5/12/15	3100	6111	OTHER REVENUE - OTHER	3230	L I H T C - MONITORING FEE	9,675.00
0610	2015	DP032276	5/20/15	3100	6111	OTHER REVENUE - OTHER	3230	L I H T C - MONITORING FEE	8,235.00
0610	2015	DP033917	7/15/15	3100	6111	OTHER REVENUE - OTHER	3230	L I H T C - MONITORING FEE	2,700.00
								L I H T C - MONITORING FEE Total	710,950.00
0610	2015	DP026773	11/18/14	3100	6111	OTHER REVENUE - OTHER	3235	LOW INCOME HOUSING TAX CREDIT UTILITY	300.00
0610	2015	DP027824	12/22/14	3100	6111	OTHER REVENUE - OTHER	3235	LOW INCOME HOUSING TAX CREDIT UTILITY	150.00
0610	2015	DP029296	2/4/15	3100	6111	OTHER REVENUE - OTHER	3235	LOW INCOME HOUSING TAX CREDIT UTILITY	150.00
0610	2015	DP030591	3/25/15	3100	6111	OTHER REVENUE - OTHER	3235	LOW INCOME HOUSING TAX CREDIT UTILITY	150.00
0610	2015	DP034025	7/29/15	3100	6111	OTHER REVENUE - OTHER	3235	LOW INCOME HOUSING TAX CREDIT UTILITY	150.00
0610	2015	DP034516	8/19/15	3100	6111	OTHER REVENUE - OTHER	3235	LOW INCOME HOUSING TAX CREDIT UTILITY	150.00
0610	2015	DP035454	9/24/15	3100	6111	OTHER REVENUE - OTHER	3235	LOW INCOME HOUSING TAX CREDIT UTILITY	150.00
								LOW INCOME HOUSING TAX CREDIT UTILITY Total	1,200.00
0610	2015	DP026168	10/24/14	3100	6111	OTHER REVENUE - OTHER	3229	PADD	200.00
0610	2015	DP026201	10/27/14	3100	6111	OTHER REVENUE - OTHER	3229	PADD	0.07
0610	2015	DP026398	11/4/14	3100	6111	OTHER REVENUE - OTHER	3229	PADD	55,625.80
0610	2015	DP026989	11/26/14	3100	6111	OTHER REVENUE - OTHER	3229	PADD	200.00
0610	2015	DP027855	12/24/14	3100	6111	OTHER REVENUE - OTHER	3229	PADD	200.00
0610	2015	DP028875	2/2/15	3100	6111	OTHER REVENUE - OTHER	3229	PADD	200.00
0610	2015	DP029203	2/13/15	3100	6111	OTHER REVENUE - OTHER	3229	PADD	200.00
0610	2015	DP030699	3/30/15	3100	6111	OTHER REVENUE - OTHER	3229	PADD	200.00
0610	2015	DP031532	4/30/15	3100	6111	OTHER REVENUE - OTHER	3229	PADD	0.01
0610	2015	DP031535	4/30/15	3100	6111	OTHER REVENUE - OTHER	3229	PADD	200.00
0610	2015	DP032458	6/1/15	3100	6111	OTHER REVENUE - OTHER	3229	PADD	0.01
0610	2015	DRSA2074	6/1/15	3100	6111	OTHER REVENUE - OTHER	3229	PADD	200.00
0610	2015	DP032883	6/18/15	3100	6111	OTHER REVENUE - OTHER	3229	PADD	26,132.29
0610	2015	DP033240	6/26/15	3100	6111	OTHER REVENUE - OTHER	3229	PADD	100.00
0610	2015	DP033725	7/23/15	3100	6111	OTHER REVENUE - OTHER	3229	PADD	560.00
0610	2015	DP034192	8/5/15	3100	6111	OTHER REVENUE - OTHER	3229	PADD	328.70
0610	2015	DRSA2133	9/8/15	3100	6111	OTHER REVENUE - OTHER	3229	PADD	(160.00)
0610	2015	DP035454	9/24/15	3100	6111	OTHER REVENUE - OTHER	3229	PADD	15,277.81
0610	2015	DMTH0015	9/30/15	3100	6111	OTHER REVENUE - OTHER	3229	PADD	(0.09)
0610	2015	DMTPC003	9/30/15	3100	6111	OTHER REVENUE - OTHER	3229	PADD	12,928.49

DEPARTMENT OF HOUSING AND COMMUNITY DEVELOPMENT
Special Purpose Revenue for DHCD YTD 2015

Agy Fund	Approp Year	Primary Doc Key	Eff Date	Comp GL Acct	Comp Object	Comp Object Title	Agy Object	Agy Object Title	Trans Amt
0610	2015	JNY10084	9/30/15	3100	6111	OTHER REVENUE - OTHER	3229	PADD	12,928.49
								PADD Total	125,321.58
0610	2015	DP025735	10/15/14	3100	6111	OTHER REVENUE - OTHER	3228	REGISTRATION FEE	5,400.00
0610	2015	DP026201	10/27/14	3100	6111	OTHER REVENUE - OTHER	3228	REGISTRATION FEE	2,600.00
0610	2015	DP026398	11/4/14	3100	6111	OTHER REVENUE - OTHER	3228	REGISTRATION FEE	2,600.00
0610	2015	DP026426	11/5/14	3100	6111	OTHER REVENUE - OTHER	3228	REGISTRATION FEE	500.00
0610	2015	DP026723	11/14/14	3100	6111	OTHER REVENUE - OTHER	3228	REGISTRATION FEE	800.00
0610	2015	DP026773	11/18/14	3100	6111	OTHER REVENUE - OTHER	3228	REGISTRATION FEE	3,500.00
0610	2015	DP026989	11/26/14	3100	6111	OTHER REVENUE - OTHER	3228	REGISTRATION FEE	39,600.00
0610	2015	DP027459	12/8/14	3100	6111	OTHER REVENUE - OTHER	3228	REGISTRATION FEE	10,250.00
0610	2015	DP027632	12/15/14	3100	6111	OTHER REVENUE - OTHER	3228	REGISTRATION FEE	2,200.00
0610	2015	DP027824	12/22/14	3100	6111	OTHER REVENUE - OTHER	3228	REGISTRATION FEE	4,700.00
0610	2015	DP027826	12/22/14	3100	6111	OTHER REVENUE - OTHER	3228	REGISTRATION FEE	4,000.00
0610	2015	DP028180	1/2/15	3100	6111	OTHER REVENUE - OTHER	3228	REGISTRATION FEE	16,300.00
0610	2015	DP028358	1/12/15	3100	6111	OTHER REVENUE - OTHER	3228	REGISTRATION FEE	1,500.00
0610	2015	DP028521	1/20/15	3100	6111	OTHER REVENUE - OTHER	3228	REGISTRATION FEE	16,700.00
0610	2015	DP028640	1/26/15	3100	6111	OTHER REVENUE - OTHER	3228	REGISTRATION FEE	2,000.00
0610	2015	DP028641	1/26/15	3100	6111	OTHER REVENUE - OTHER	3228	REGISTRATION FEE	38,500.00
0610	2015	DP028876	2/2/15	3100	6111	OTHER REVENUE - OTHER	3228	REGISTRATION FEE	4,300.00
0610	2015	DP029296	2/4/15	3100	6111	OTHER REVENUE - OTHER	3228	REGISTRATION FEE	2,100.00
0610	2015	DP029203	2/13/15	3100	6111	OTHER REVENUE - OTHER	3228	REGISTRATION FEE	2,100.00
0610	2015	DP029472	2/23/15	3100	6111	OTHER REVENUE - OTHER	3228	REGISTRATION FEE	1,100.00
0610	2015	DP029642	3/2/15	3100	6111	OTHER REVENUE - OTHER	3228	REGISTRATION FEE	16,800.00
0610	2015	DP030274	3/2/15	3100	6111	OTHER REVENUE - OTHER	3228	REGISTRATION FEE	16,800.00
0610	2015	DPC30274	3/2/15	3100	6111	OTHER REVENUE - OTHER	3228	REGISTRATION FEE	(16,800.00)
0610	2015	DP029870	3/9/15	3100	6111	OTHER REVENUE - OTHER	3228	REGISTRATION FEE	1,400.00
0610	2015	DP030308	3/9/15	3100	6111	OTHER REVENUE - OTHER	3228	REGISTRATION FEE	1,400.00
0610	2015	DPC30308	3/9/15	3100	6111	OTHER REVENUE - OTHER	3228	REGISTRATION FEE	(1,400.00)
0610	2015	DP030316	3/18/15	3100	6111	OTHER REVENUE - OTHER	3228	REGISTRATION FEE	1,100.00
0610	2015	DP030591	3/25/15	3100	6111	OTHER REVENUE - OTHER	3228	REGISTRATION FEE	11,200.00
0610	2015	DP030966	4/2/15	3100	6111	OTHER REVENUE - OTHER	3228	REGISTRATION FEE	7,800.00
0610	2015	DP031026	4/6/15	3100	6111	OTHER REVENUE - OTHER	3228	REGISTRATION FEE	5,000.00
0610	2015	DP031212	4/10/15	3100	6111	OTHER REVENUE - OTHER	3228	REGISTRATION FEE	200.00
0610	2015	DP031204	4/15/15	3100	6111	OTHER REVENUE - OTHER	3228	REGISTRATION FEE	5,700.00
0610	2015	DP031895	4/23/15	3100	6111	OTHER REVENUE - OTHER	3228	REGISTRATION FEE	300.00
0610	2015	DP031584	5/1/15	3100	6111	OTHER REVENUE - OTHER	3228	REGISTRATION FEE	28,000.00
0610	2015	DP032091	5/12/15	3100	6111	OTHER REVENUE - OTHER	3228	REGISTRATION FEE	16,600.00
0610	2015	DP032276	5/20/15	3100	6111	OTHER REVENUE - OTHER	3228	REGISTRATION FEE	20,200.00
0610	2015	DP032403	5/27/15	3100	6111	OTHER REVENUE - OTHER	3228	REGISTRATION FEE	5,800.00
0610	2015	DP033152	6/17/15	3100	6111	OTHER REVENUE - OTHER	3228	REGISTRATION FEE	3,400.00
0610	2015	DP032882	6/18/15	3100	6111	OTHER REVENUE - OTHER	3228	REGISTRATION FEE	8,100.00
0610	2015	DP033253	6/30/15	3100	6111	OTHER REVENUE - OTHER	3228	REGISTRATION FEE	3,000.00
0610	2015	DP033433	7/9/15	3100	6111	OTHER REVENUE - OTHER	3228	REGISTRATION FEE	1,600.00
0610	2015	DP033917	7/15/15	3100	6111	OTHER REVENUE - OTHER	3228	REGISTRATION FEE	3,000.00
0610	2015	DP033725	7/23/15	3100	6111	OTHER REVENUE - OTHER	3228	REGISTRATION FEE	900.00
0610	2015	DP034025	7/29/15	3100	6111	OTHER REVENUE - OTHER	3228	REGISTRATION FEE	3,700.00
0610	2015	DP034192	8/5/15	3100	6111	OTHER REVENUE - OTHER	3228	REGISTRATION FEE	6,200.00
0610	2015	DP034516	8/19/15	3100	6111	OTHER REVENUE - OTHER	3228	REGISTRATION FEE	1,300.00
0610	2015	DP034607	8/21/15	3100	6111	OTHER REVENUE - OTHER	3228	REGISTRATION FEE	800.00
0610	2015	DP034827	8/31/15	3100	6111	OTHER REVENUE - OTHER	3228	REGISTRATION FEE	6,400.00
0610	2015	JNSA0310	9/1/15	3100	6111	OTHER REVENUE - OTHER	3228	REGISTRATION FEE	0.00
0610	2015	DP035431	9/8/15	3100	6111	OTHER REVENUE - OTHER	3228	REGISTRATION FEE	1,200.00
0610	2015	DP035454	9/24/15	3100	6111	OTHER REVENUE - OTHER	3228	REGISTRATION FEE	21,100.00
0610	2015	DP035873	9/25/15	3100	6111	OTHER REVENUE - OTHER	3228	REGISTRATION FEE	2,300.00
0610	2015	DP035755	9/30/15	3100	6111	OTHER REVENUE - OTHER	3228	REGISTRATION FEE	2,200.00

DEPARTMENT OF HOUSING AND COMMUNITY DEVELOPMENT
Special Purpose Revenue for DHCD YTD 2015

Agy Fund	Approp Year	Primary Doc Key	Eff Date	Comp GL Acct	Comp Object	Comp Object Title	Agy Object	Agy Object Title	Trans Amt
								REGISTRATION FEE Total	346,050.00
0610	2015	DP025605	10/10/14	3100	6111	OTHER REVENUE - OTHER	3250	UNIFIED MISCELLANEOUS FEES	222.75
0610	2015	DP026426	11/5/14	3100	6111	OTHER REVENUE - OTHER	3250	UNIFIED MISCELLANEOUS FEES	57.25
0610	2015	DP026680	11/12/14	3100	6111	OTHER REVENUE - OTHER	3250	UNIFIED MISCELLANEOUS FEES	878.86
0610	2015	DP026989	11/26/14	3100	6111	OTHER REVENUE - OTHER	3250	UNIFIED MISCELLANEOUS FEES	11.25
0610	2015	DP027632	12/15/14	3100	6111	OTHER REVENUE - OTHER	3250	UNIFIED MISCELLANEOUS FEES	23.75
0610	2015	DP028358	1/12/15	3100	6111	OTHER REVENUE - OTHER	3250	UNIFIED MISCELLANEOUS FEES	57.00
0610	2015	DP028841	1/29/15	3100	6111	OTHER REVENUE - OTHER	3250	UNIFIED MISCELLANEOUS FEES	24.00
0610	2015	DP028991	2/5/15	3100	6111	OTHER REVENUE - OTHER	3250	UNIFIED MISCELLANEOUS FEES	997.72
0610	2015	DP029075	2/10/15	3100	6111	OTHER REVENUE - OTHER	3250	UNIFIED MISCELLANEOUS FEES	126.00
0610	2015	DP029472	2/23/15	3100	6111	OTHER REVENUE - OTHER	3250	UNIFIED MISCELLANEOUS FEES	16.50
0610	2015	DP031068	4/7/15	3100	6111	OTHER REVENUE - OTHER	3250	UNIFIED MISCELLANEOUS FEES	498.86
0610	2015	DP031532	4/30/15	3100	6111	OTHER REVENUE - OTHER	3250	UNIFIED MISCELLANEOUS FEES	0.02
0610	2015	DP031535	4/30/15	3100	6111	OTHER REVENUE - OTHER	3250	UNIFIED MISCELLANEOUS FEES	750.00
0610	2015	DP032091	5/12/15	3100	6111	OTHER REVENUE - OTHER	3250	UNIFIED MISCELLANEOUS FEES	498.86
0610	2015	DP032458	6/1/15	3100	6111	OTHER REVENUE - OTHER	3250	UNIFIED MISCELLANEOUS FEES	498.88
0610	2015	DRSA2074	6/1/15	3100	6111	OTHER REVENUE - OTHER	3250	UNIFIED MISCELLANEOUS FEES	750.00
0610	2015	DP032882	6/18/15	3100	6111	OTHER REVENUE - OTHER	3250	UNIFIED MISCELLANEOUS FEES	42.75
0610	2015	DP033240	6/26/15	3100	6111	OTHER REVENUE - OTHER	3250	UNIFIED MISCELLANEOUS FEES	34,251.71
0610	2015	DP033433	7/9/15	3100	6111	OTHER REVENUE - OTHER	3250	UNIFIED MISCELLANEOUS FEES	498.86
0610	2015	DP033917	7/15/15	3100	6111	OTHER REVENUE - OTHER	3250	UNIFIED MISCELLANEOUS FEES	5.00
0610	2015	DP033725	7/23/15	3100	6111	OTHER REVENUE - OTHER	3250	UNIFIED MISCELLANEOUS FEES	1,317.12
0610	2015	DP034516	8/19/15	3100	6111	OTHER REVENUE - OTHER	3250	UNIFIED MISCELLANEOUS FEES	508.77
0610	2015	DP034607	8/21/15	3100	6111	OTHER REVENUE - OTHER	3250	UNIFIED MISCELLANEOUS FEES	56.75
0610	2015	DRSA2133	9/8/15	3100	6111	OTHER REVENUE - OTHER	3250	UNIFIED MISCELLANEOUS FEES	750.00
0610	2015	DP035454	9/24/15	3100	6111	OTHER REVENUE - OTHER	3250	UNIFIED MISCELLANEOUS FEES	1,257.03
0610	2015	DP035873	9/25/15	3100	6111	OTHER REVENUE - OTHER	3250	UNIFIED MISCELLANEOUS FEES	80.00
0610	2015	DMTH0015	9/30/15	3100	6111	OTHER REVENUE - OTHER	3250	UNIFIED MISCELLANEOUS FEES	(0.04)
0610	2015	JNYI0062	9/30/15	3100	6111	OTHER REVENUE - OTHER	3250	UNIFIED MISCELLANEOUS FEES	(38,001.71)
								UNIFIED MISCELLANEOUS FEES Total	6,177.94
TOTAL									2,022,616.13

DEPARTMENT OF HOUSING AND COMMUNITY DEVELOPMENT

Special Purpose Revenue for DHCD YTD 2016

Agy Fund	Approp Year	Primary Doc Key	Eff Date	Comp GL Acct	Comp Object	Comp Object Title	Agy Object	Agy Object Title	Trans Amt
0610	2016	DP036914	11/4/15	3100	6111	OTHER REVENUE - OTHER	3445	APPL. FOR NON-HOUSING ACCOMMODATION	600.00
0610	2016	DMTH0016	11/9/15	3100	6111	OTHER REVENUE - OTHER	3445	APPL. FOR NON-HOUSING ACCOMMODATION	400.00
0610	2016	DP036841	11/16/15	3100	6111	OTHER REVENUE - OTHER	3445	APPL. FOR NON-HOUSING ACCOMMODATION	200.00
0610	2016	DP037339	12/8/15	3100	6111	OTHER REVENUE - OTHER	3445	APPL. FOR NON-HOUSING ACCOMMODATION	600.00
0610	2016	DP037619	12/11/15	3100	6111	OTHER REVENUE - OTHER	3445	APPL. FOR NON-HOUSING ACCOMMODATION	600.00
0610	2016	DP037690	12/21/15	3100	6111	OTHER REVENUE - OTHER	3445	APPL. FOR NON-HOUSING ACCOMMODATION	100.00
0610	2016	DP037755	12/23/15	3100	6111	OTHER REVENUE - OTHER	3445	APPL. FOR NON-HOUSING ACCOMMODATION	600.00
								APPL. FOR NON-HOUSING ACCOMMODATION TOTAL	3,100.00
0610	2016	DP036128	10/16/15	3100	6111	OTHER REVENUE - OTHER	3444	APPL. FOR VACANT HOUSING ACCOMMODATION	400.00
0610	2016	DP036914	11/4/15	3100	6111	OTHER REVENUE - OTHER	3444	APPL. FOR VACANT HOUSING ACCOMMODATION	200.00
0610	2016	DMTH0016	11/9/15	3100	6111	OTHER REVENUE - OTHER	3444	APPL. FOR VACANT HOUSING ACCOMMODATION	(400.00)
0610	2016	DP037339	12/8/15	3100	6111	OTHER REVENUE - OTHER	3444	APPL. FOR VACANT HOUSING ACCOMMODATION	300.00
0610	2016	DP037619	12/11/15	3100	6111	OTHER REVENUE - OTHER	3444	APPL. FOR VACANT HOUSING ACCOMMODATION	300.00
0610	2016	DP037755	12/23/15	3100	6111	OTHER REVENUE - OTHER	3444	APPL. FOR VACANT HOUSING ACCOMMODATION	100.00
								APPL. FOR VACANT HOUSING ACCOMMODATION TOTAL	900.00
0610	2016	DP036128	10/16/15	3100	6111	OTHER REVENUE - OTHER	2003	APPR LAHDO	10,335.35
0610	2016	DP036914	11/4/15	3100	6111	OTHER REVENUE - OTHER	2003	APPR LAHDO	6,143.28
0610	2016	DP037339	12/8/15	3100	6111	OTHER REVENUE - OTHER	2003	APPR LAHDO	6,359.35
0610	2016	DP037619	12/11/15	3100	6111	OTHER REVENUE - OTHER	2003	APPR LAHDO	15,904.00
0610	2016	DP037691	12/21/15	3100	6111	OTHER REVENUE - OTHER	2003	APPR LAHDO	1,771.00
								APPR LAHDO TOTAL	40,512.98
0610	2016	DP036914	11/4/15	3100	6111	OTHER REVENUE - OTHER	1573	APPR REHAB LOAN REPAY	67.68
0610	2016	DRSA0106	11/20/15	3100	6111	OTHER REVENUE - OTHER	1573	APPR REHAB LOAN REPAY	204.67
0610	2016	DP037844	12/29/15	3100	6111	OTHER REVENUE - OTHER	1573	APPR REHAB LOAN REPAY	95,000.00
								APPR REHAB LOAN REPAY TOTAL	95,272.35
0610	2016	DP037619	12/11/15	3100	6111	OTHER REVENUE - OTHER	3227	CERTIFICATION FEE	800.00
								CERTIFICATION FEE TOTAL	800.00
0610	2016	DP036914	11/4/15	3100	5600	INTEREST INCOME	5600	INTEREST INCOME	0.14
0610	2016	DP037469	12/7/15	3100	5600	INTEREST INCOME	5600	INTEREST INCOME	0.46
0610	2016	DP037724	12/22/15	3100	5600	INTEREST INCOME	5600	INTEREST INCOME	0.64
								INTEREST INCOME TOTAL	0.64
0610	2016	DP037690	12/21/15	3100	6111	OTHER REVENUE - OTHER	3230	L I H T C - MONITORING FEE	27,225.00
0610	2016	DP037755	12/23/15	3100	6111	OTHER REVENUE - OTHER	3230	L I H T C - MONITORING FEE	3,330.00
0610	2016	DP037844	12/29/15	3100	6111	OTHER REVENUE - OTHER	3230	L I H T C - MONITORING FEE	12,240.00
								L I H T C - MONITORING FEE TOTAL	42,795.00
0610	2016	DP036841	11/16/15	3100	6111	OTHER REVENUE - OTHER	3235	LOW INCOME HOUSING TAX CREDIT UTILITY	300.00
0610	2016	DP037619	12/11/15	3100	6111	OTHER REVENUE - OTHER	3235	LOW INCOME HOUSING TAX CREDIT UTILITY	150.00
0610	2016	DP037844	12/29/15	3100	6111	OTHER REVENUE - OTHER	3235	LOW INCOME HOUSING TAX CREDIT UTILITY	150.00
								LOW INCOME HOUSING TAX CREDIT UTILITY	600.00
0610	2016	DP036128	10/16/15	3100	6111	OTHER REVENUE - OTHER	3229	PADD	138,607.40
0610	2016	DP036914	11/4/15	3100	6111	OTHER REVENUE - OTHER	3229	PADD	15,789.86
0610	2016	DRSA0106	11/20/15	3100	6111	OTHER REVENUE - OTHER	3229	PADD	200.00
0610	2016	DP037753	12/23/15	3100	6111	OTHER REVENUE - OTHER	3229	PADD	200.00
								PADD TOTAL	154,797.26
0610	2016	DP036128	10/16/15	3100	6111	OTHER REVENUE - OTHER	3228	REGISTRATION FEE	3,800.00
0610	2016	DP036914	11/4/15	3100	6111	OTHER REVENUE - OTHER	3228	REGISTRATION FEE	16,000.00
0610	2016	DP037339	12/8/15	3100	6111	OTHER REVENUE - OTHER	3228	REGISTRATION FEE	43,500.00
0610	2016	DP037619	12/11/15	3100	6111	OTHER REVENUE - OTHER	3228	REGISTRATION FEE	6,500.00
0610	2016	DP037690	12/21/15	3100	6111	OTHER REVENUE - OTHER	3228	REGISTRATION FEE	2,800.00
0610	2016	DP037755	12/23/15	3100	6111	OTHER REVENUE - OTHER	3228	REGISTRATION FEE	1,800.00

DEPARTMENT OF HOUSING AND COMMUNITY DEVELOPMENT

Special Purpose Revenue for DHCD YTD 2016

Agy Fund	Approp Year	Primary Doc Key	Eff Date	Comp GL Acct	Comp Object	Comp Object Title	Agy Object	Agy Object Title	Trans Amt
								REGISTRATION FEE TOTAL	74,400.00
0610	2016	DP036128	10/16/15	3100	6111	OTHER REVENUE - OTHER	3250	UNIFIED MISCELLANEOUS FEES	507.03
0610	2016	DRSA0106	11/20/15	3100	6111	OTHER REVENUE - OTHER	3250	UNIFIED MISCELLANEOUS FEES	750.00
0610	2016	DP037339	12/8/15	3100	6111	OTHER REVENUE - OTHER	3250	UNIFIED MISCELLANEOUS FEES	1,160.78
0610	2016	DP037753	12/23/15	3100	6111	OTHER REVENUE - OTHER	3250	UNIFIED MISCELLANEOUS FEES	750.00
0610	2016	DP037755	12/23/15	3100	6111	OTHER REVENUE - OTHER	3250	UNIFIED MISCELLANEOUS FEES	75.00
0610	2016	DP037844	12/29/15	3100	6111	OTHER REVENUE - OTHER	3250	UNIFIED MISCELLANEOUS FEES	525.78
								UNIFIED MISCELLANEOUS FEES TOTAL	3,768.59
GRAND TOTAL									416,946.82

The Amount of Expenditures by the Unified Fund in FY15 and FY16

FY 2015

Agy	FISCAL _YEAR	Approp Year	Agy Fund	Comp Source Group	Description	Trans Amt
DB0	2015	2015	0610	0011	Payroll Expenditures	474,652.15
DB0	2015	2015	0610	0012	Payroll Expenditures	10,267.34
DB0	2015	2015	0610	0013	Payroll Expenditures	905.16
DB0	2015	2015	0610	0014	Payroll Expenditures	99,146.91
DB0	2015	2015	0610	0015	Payroll Expenditures	3,864.55
DB0	2015	2015	0610	0020	Purchase Card	50,303.06
DB0	2015	2015	0610	0030	Energy	128.73
DB0	2015	2015	0610	0031	Telephone	11,996.95
DB0	2015	2015	0610	0032	Rent	521,443.00
DB0	2015	2015	0610	0035	Occupany Fixed Costs	8.46
DB0	2015	2015	0610	0040	Standard Business Furniture	433,705.92
DB0	2015	2015	0610	0040	Other Services	95,710.34
DB0	2015	2015	0610	0040	MDM Standard Office	254,532.96
DB0	2015	2015	0610	0041	Loan Servicing	35,000.00
DB0	2015	2015	0610	0041	Contractual Services	33,388.09
DB0	2015	2015	0610	0041	UDC	268,497.44
DB0	2015	2015	0610	0041	DC HOUSING AUTHORITY	225,114.98
DB0	2015	2015	0610	0050		(16,840.02)
DB0	2015	2015	0610	0070	KLINE Imports	33,150.00
DB0	2015	2015	0610	0070	CDW Government	31,125.00
DB0	2015	2015	0610	0070	General Services	28,870.78

2,594,971.80

FY 2016 YTD

Agy	FISCAL _YEAR	Approp Year	Agy Fund	Comp Source Group	Description	Trans Amt
DB0	2015	2015	0610	0031	Telephone	315.00
DB0	2015	2015	0610	0034	Security Services	865.02
DB0	2015	2015	0610	0040	Other Services	3,915.69
						5,095.71

FY 2015 & FY 2016 YTD PERSONNEL COSTS - UNIFIED (0610)

Agy	Agy Fund	Comp Source Group	Description	FY 2015	FY 2016 YTD
DB0	0610	0011	Payroll Expenditures	474,652.15	0.00
DB0	0610	0012	Payroll Expenditures	10,267.34	0.00
DB0	0610	0013	Payroll Expenditures	905.16	0.00
DB0	0610	0014	Payroll Expenditures	99,146.91	0.00
DB0	0610	0015	Payroll Expenditures	3,864.55	0.00

DHCD Contracts, Fiscal Year 2015

FY	PO Number	Vendor Name	Caption	Contract Term	Competitive Yes/No	Options Yes/No (Option Term)	Contract Administrator	Fund Detail	Comp Obi	Org Code	Program Code	Index	PCA	Project	Grant	Total Amt	Expenditures	PO Balance	PO Balance
2015	PO483490	TRINITY PLAZA LLC	Affordable Housing/Community Facility Financing	Grant Agreement Term	No	No	John Lestitian	700	506	300	2010	PINTD	2011	HPTFID		-	-	-	-
2015	PO483658	TIDEWATER, INC.	Affordable Housing/Community Facility Financing	Grant Agreement Term	No	No	Ed Davis	8200	506	300	3050	X3050	3051		00LEAD	-	-	-	-
2015	PO483665	DC HABITAT FOR HUMANITY	Affordable Housing/Community Facility Financing	Grant Agreement Term	No	No	John Lestitian	700	506	300	2010	PINTD	2011	HPTFID		-	-	-	-
2015	PO483877	SCATTERED SITE II LLC	Affordable Housing/Community Facility Financing	Grant Agreement Term	No	No	John Lestitian	700	506	300	2010	PINTD	2011	HPTFID		-	-	-	-
2015	PO484105	GREATER WASH. URBAN LEAGUE	Affordable Housing/Community Facility Financing	Grant Agreement Term	No	No	Ed Davis	8202	506	300	3030	PHOME	3031		00HOME	9,711.68	(9,711.68)	-	-
2015	PO484205	ANSWER TITLE & ESCROW LLC	Affordable Housing/Community Facility Financing	12 Months	Yes	Yes (4 12 Month Options)	Karanja Slaughter	610	409	300	4130	PUNFD	4131			11,255.60	(11,255.60)	-	-
2015	PO484211	ARTHUR F. KONOPKA, ESQ.	Affordable Housing/Community Facility Financing	Grant Agreement Term	No	No	John Lestitian	610	409	300	4120	PUNFD	4121			-	-	-	-
2015	PO484457	EARTH CONSERVATION CORPORATION	Affordable Housing/Community Facility Financing	Grant Agreement Term	No	No	John Lestitian	8200	506	300	3050	X3050	3051		00LEAD	-	-	-	-
2015	PO484459	BREATHE DC INC.	Affordable Housing/Community Facility Financing	Grant Agreement Term	No	No	John Lestitian	8200	506	300	3050	X3050	3051		00LEAD	-	-	-	-
2015	PO484460	MANNA INC	Affordable Housing/Community Facility Financing	Grant Agreement Term	No	No	Ed Davis	700	506	300	2010	PINTD	2011	HPTFID		-	-	-	-
2015	PO484461	POLLIN MEMORIAL COMM DEV LLC	Affordable Housing/Community Facility Financing	Grant Agreement Term	No	No	John Lestitian	700	506	300	2010	PINTD	2011	HPTFID		-	-	-	-
2015	PO484932	VOICES OF MADISON COOPERATIVE	Affordable Housing/Community Facility Financing	Grant Agreement Term	No	No	John Lestitian	700	506	300	2010	PINTD	2011	HPTFID		-	-	-	-
2015	PO484936	POLLIN MEMORIAL COMM DEV LLC	Affordable Housing/Community Facility Financing	Grant Agreement Term	No	No	John Lestitian	700	506	300	2010	PINTD	2011	HPTFID		-	-	-	-
2015	PO484999	RAP, INC.	Affordable Housing/Community Facility Financing	Grant Agreement Term	No	No	John Lestitian	8201	506	300	2010	PCDBG	C1733		00CDBG	288,444.74	(288,444.74)	-	-
2015	PO486070	URBAN VENTURES INC.	Affordable Underwriting Services	12 Months	Yes	Yes (4 12 Month Options)	Karanja Slaughter	700	409	300	2010	PINTD	2011	HPTFID		20,000.00	(20,000.00)	-	-
2015	PO486368	DC HOUSING AUTHORITY	Affordable Housing/Community Facility Financing	Grant Agreement Term	No	No	John Lestitian	700	506	300	2010	PINTD	2011	HPTFID		544,157.58	(544,157.58)	-	-
2015	PO486592	CVE II,LLC	Affordable Housing/Community Facility Financing	Grant Agreement Term	No	No	John Lestitian	700	506	300	2010	PINTD	2011	HPTFID		-	-	-	-
2015	PO486767	DC HOUSING AUTHORITY	Affordable Housing/Community Facility Financing	Grant Agreement Term	No	No	John Lestitian	700	506	300	2010	PINTD	2011	HPTFID		64,915.70	(64,915.70)	-	-
2015	PO486812	DOCUMENT SYSTEMS INC	Affordable Scanning Services	12 Months	Yes	No	LaVerne Law	700	408	100	1030	AINTD	1031	HPTFID		8,096.00	(8,096.00)	-	-
2015	PO487359	XEROX DIRECT	Affordable Copier Lease Services	12 Months	Yes	No	LaVerne Law	100	707	100	1030	AGENF	1031			6,960.14	(6,960.14)	-	-
2015	PO487359	XEROX DIRECT	Affordable Copier Lease Services	12 Months	Yes	No	LaVerne Law	700	408	100	1030	AINTD	1031	HPTFID		1,175.34	(1,175.34)	-	-
2015	PO487359	XEROX DIRECT	Affordable Copier Lease Services	12 Months	Yes	No	LaVerne Law	700	409	100	1030	AINTD	1031	HPTFID		564.27	(564.27)	-	-
2015	PO487359	XEROX DIRECT	Affordable Copier Lease Services	12 Months	Yes	No	LaVerne Law	700	707	100	1030	AINTD	1031	HPTFID		4,607.76	(4,607.76)	-	-
2015	PO487359	XEROX DIRECT	Affordable Copier Lease Services	12 Months	Yes	No	LaVerne Law	8201	707	100	1030	ACDBG	1031		00CDBG	3,880.32	(3,880.32)	-	-
2015	PO487904	ISRAEL MANOR	Affordable Housing/Community Facility Financing	Grant Agreement Term	No	No	John Lestitian	700	506	300	2010	PINTD	2011	HPTFID		110,182.00	(110,182.00)	-	-
2015	PO488166	AMERINATIONAL COMMUNITY SVC.	Affordable Loan Services	12 Months	Yes	Yes (4 12 Month Options)	Robert Hayden	700	409	100	1050	AINTD	1051	HPTFID		-	-	-	-
2015	PO488166	AMERINATIONAL COMMUNITY SVC.	Affordable Loan Services	12 Months	Yes	Yes (4 12 Month Options)	Robert Hayden	8201	409	300	4510	PCDBG	4511		00CDBG	-	-	-	-
2015	PO488166	AMERINATIONAL COMMUNITY SVC.	Affordable Loan Services	12 Months	Yes	Yes (4 12 Month Options)	Robert Hayden	8202	409	300	4510	PHOME	4511		00HOME	-	-	-	-
2015	PO488727	D.C WATER AND SEWER AUTHORITY	Affordable Waster and Sewer Servives	Monthly	No	No	Jose Nunez	610	409	100	4140	AUNFD	4141			-	-	-	-
2015	PO489324	ANACOSTIA MANAGEMENT COMPANY	Affordable Housing/Community Facility Financing	Grant Agreement Term	No	No	John Lestitian	700	408	100	1030	AINTD	1031	HPTFID		8,650.50	(8,650.50)	-	-
2015	PO489340	GREATER WASH. URBAN LEAGUE	Affordable Housing/Community Facility Financing	Grant Agreement Term	No	No	Ed Davis	100	506	300	3030	PGENF	3031			39,799.52	(39,799.52)	-	-
2015	PO489488	ANACOSTIA ECONOMIC DEVELOPMENT	Affordable Housing/Community Facility Financing	Grant Agreement Term	No	No	John Lestitian	8201	506	300	3010	PCDBG	C2017		00CDBG	22,641.73	(22,641.73)	-	-
2015	PO489624	GREATER WASH. URBAN LEAGUE	Affordable Housing/Community Facility Financing	Grant Agreement Term	No	No	Ed Davis	8201	506	300	3030	PCDBG	3031		00CDBG	87,470.21	(87,470.21)	-	-
2015	PO489625	WASHINGTON DC FASHION FDN	Affordable Housing/Community Facility Financing	Grant Agreement Term	No	No	John Lestitian	8201	506	300	3010	PCDBG	C2022		00CDBG	9,848.14	(9,848.14)	-	-
2015	PO489661	TRINIDAD SCATTERED SITES, LLC	Affordable Housing/Community Facility Financing	Grant Agreement Term	No	No	John Lestitian	8230	506	300	2010	NSP3P	2011		RANSP3	(0.03)	-	(0.03)	(0.03)
2015	PO490083	ANACOSTIA ECONOMIC DEVELOPMENT	Affordable Housing/Community Facility Financing	Grant Agreement Term	No	No	John Lestitian	100	506	300	3020	PGENF	3021			84,703.68	(84,703.68)	-	-
2015	PO490486	HOUSING COUNSELING SERVICES, I	Affordable Housing/Community Facility Financing	Grant Agreement Term	No	No	Ed Davis	8201	506	300	3010	PCDBG	C2024		00CDBG	260,860.40	(260,860.40)	-	-

FY	PO Number	Vendor Name	Caption	Contract Term	Competitive Yes/No	Options Yes/No (Option Term)	Contract Administrator	Fund Detail	Comp Obi	Org Code	Program Code	Index	PCA	Project	Grant	Total Amt	Expenditures	PO Balance	PO Balance
2015	PO490487	EMORY BEACON OF LIGHT, INC.	Housing Counseling/Small Business/Facade Improvement Services	Grant Agreement Term	No	No	Ed Davis	8201	506	300	3010	PCDBG	C2020		00CDBG	29,000.00	(29,000.00)	-	-
2015	PO490488	CONGRESS HEIGHTS TRAINING	Housing Counseling/Small Business/Facade Improvement Services	Grant Agreement Term	No	No	Ed Davis	8201	506	300	3010	PCDBG	C2019		00CDBG	-	-	-	-
2015	PO490877	EMORY BEACON OF LIGHT, INC.	Housing Counseling/Small Business/Facade Improvement Services	Grant Agreement Term	No	No	Ed Davis	100	506	300	3020	PGENF	3021			-	-	-	-
2015	PO490878	GREATER WASHINGTON HISPANIC	Housing Counseling/Small Business/Facade Improvement Services	Grant Agreement Term	No	No	Ed Davis	100	506	300	3020	PGENF	3021			8,609.39	(8,609.39)	-	-
2015	PO491024	ARCH DEVELOPMENT CORPORATION	Housing Counseling/Small Business/Facade Improvement Services	Grant Agreement Term	No	No	Ed Davis	8201	506	300	3020	PCDBG	D2044		00CDBG	-	-	-	-
2015	PO491385	OLENDER REPORTING, INC.	Transcription Services	12 Months	Yes	No	LaVerne Law	700	408	100	1030	AINTD	1031	HPTFID		-	-	-	-
2015	PO491565	ARCH DEVELOPMENT CORPORATION	Housing Counseling/Small Business/Facade Improvement Services	Grant Agreement Term	No	No	Ed Davis	8201	506	300	3020	PCDBG	D2018		00CDBG	-	-	-	-
2015	PO492660	GREATER WASH. URBAN LEAGUE	Housing Counseling/Small Business/Facade Improvement Services	Grant Agreement Term	No	No	Ed Davis	100	506	300	3035	NEAHP	3035			11,000.00	(11,000.00)	-	-
2015	PO492759	LATINO ECONOMIC DVLPMNT CORP	Housing Counseling/Small Business/Facade Improvement Services	Grant Agreement Term	No	No	Ed Davis	8201	506	300	3010	PCDBG	C2025		00CDBG	46,207.06	(46,207.06)	-	-
2015	PO492775	WASHINGTON AREA COMMUNITY	Housing Counseling/Small Business/Facade Improvement Services	Grant Agreement Term	No	No	Ed Davis	8201	506	300	3010	PCDBG	C2021		00CDBG	-	-	-	-
2015	PO493021	UNIVERSITY LEGAL SERVICES	Housing Counseling/Small Business/Facade Improvement Services	Grant Agreement Term	No	No	Ed Davis	700	506	300	2010	PINTD	2011	HPTFID		-	-	-	-
2015	PO493453	LATINO ECONOMIC DVLPMNT CORP	Housing Counseling/Small Business/Facade Improvement Services	Grant Agreement Term	No	No	Ed Davis	8201	506	300	3010	PCDBG	C2016		00CDBG	30,710.24	(30,710.24)	-	-
2015	PO493524	JOSEPH M. SHARNOFF,	Arbitration Services	12 Months	Yes	No	LaVerne Law	610	409	100	1050	AUNFD	1051			-	-	-	-
2015	PO494433	49TH STREET DEVELOPER LLC	Affordable Housing/Community Facility Financing	Grant Agreement Term	No	No	John Lestitian	700	506	300	2010	PINTD	2011	HPTFID		-	-	-	-
2015	PO494518	LEGAL COUNSEL FOR THE ELDERLY	Housing Counseling/Small Business/Facade Improvement Services	Grant Agreement Term	No	No	Ed Davis	8201	506	300	3010	PCDBG	C2030		00CDBG	15,476.78	(15,476.50)	0.28	0.28
2015	PO495440	ROSS PROFESSIONAL SERVICES	Temporary Personnel Services	12 Months	Yes	No	LaVerne Law	700	408	100	1030	AINTD	1031	HPTFID		-	-	-	-
2015	PO496035	AMERINATIONAL COMMUNITY SVC.	Loan Services	12 Months	Yes	Yes (4 12 Month Options)	Robert Hayden	602	409	300	4510	PHPAP	4511			64,742.66	(64,742.66)	-	-
2015	PO496035	AMERINATIONAL COMMUNITY SVC.	Loan Services	12 Months	Yes	Yes (4 12 Month Options)	Robert Hayden	8201	409	300	4510	PCDBG	4511		00CDBG	46,358.63	(46,358.63)	-	-
2015	PO496035	AMERINATIONAL COMMUNITY SVC.	Loan Services	12 Months	Yes	Yes (4 12 Month Options)	Robert Hayden	8202	409	300	4510	PHOME	4511		00HOME	19,024.72	(19,024.72)	-	-
2015	PO496703	XEROX DIRECT	Copier Lease Services	12 Months	Yes	No	LaVerne Law	700	506	100	1010	AINTD	1011	HPTFID		456.34	(456.34)	-	-
2015	PO497667	AFRO-AMERICAN NEWSPAPER	Advertising Services	Advertising Run Term	No	No	Pamela Hillsman	700	408	1030	1050	INTDA	1051	HPTFID		750.00	(750.00)	-	-
2015	PO497925	2228 MLK LLC	Affordable Housing/Community Facility Financing	Grant Agreement Term	No	No	John Lestitian	700	506	300	2010	PINTD	2011	HPTFID		301,729.21	(301,729.21)	-	-
2015	PO498487	AUDIO VISUAL INNOVATIONS INC	Affordable Audio Visual Services	12 Months	Yes	No	LaVerne Law	700	506	100	1010	AINTD	1011	HPTFID		207,054.20	(207,054.20)	-	-
2015	PO498543	DIX STREET GATEWAY	Affordable Housing/Community Facility Financing	Grant Agreement Term	No	No	John Lestitian	700	524	300	2010	PINTD	2011	HPTFID		-	-	-	-
2015	PO498582	CLARKSON SYSTEMS & ANALYSIS	Affordable Housing/Community Facility Financing	Grant Agreement Term	No	No	John Lestitian	8200	506	300	3050	X3050	3051		00LEAD	-	-	-	-
2015	PO499121	COMCAST CABLE COMMUNICATIONS	Cable Services	Monthly	No	No	LaVerne Law	700	506	100	1010	AINTD	1011	HPTFID		4,330.99	(4,330.99)	-	-
2015	PO499218	THE HAMILTON GROUP	Affordable Copier Paper	12 Months	Yes	No	LaVerne Law	100	201	100	1030	AGENF	1031			-	-	-	-
2015	PO499315	TAKOMA SPRING PLACE LIMITED PA	Affordable Housing/Community Facility Financing	Grant Agreement Term	No	No	John Lestitian	700	524	300	2010	PINTD	2011	HPTFID		-	-	-	-
2015	PO500000	SAVANNAH PARK HOUSING LIMITED	Affordable Housing/Community Facility Financing	Grant Agreement Term	No	No	John Lestitian	700	524	300	2010	PINTD	2011	HPTFID		9,335.13	(9,335.13)	-	-
2015	PO500360	TIDEWATER, INC.	Housing Counseling/Small Business/Facade Improvement Services	Grant Agreement Term	No	No	Ed Davis	8200	506	300	3050	X3050	3051		00LEAD	28,934.00	(28,934.00)	-	-
2015	PO501059	CHONREZNICK, LLP	Affordable Compliance/Audit Services	12 Months	Yes	Yes (4 12 Month Options)	Karanja Slaughter	610	408	100	7010	AUNFD	7011			16,112.00	(16,112.00)	-	-
2015	PO501216	OLD TAKOMA BUSINESS ASSOCIATIO	Affordable Housing/Community Facility Financing	Grant Agreement Term	No	No	John Lestitian	100	506	300	3020	PGENF	3021			7,806.68	(7,806.68)	-	-
2015	PO503847	BARRACKS ROW MAINSTREET	Housing Counseling/Small Business/Facade Improvement Services	Grant Agreement Term	No	No	Ed Davis	100	506	300	3020	PGENF	3021			39,642.18	(39,642.18)	-	-
2015	PO504534	FAM ENTERPRISES, LLC	Affordable Housing/Community Facility Financing	Grant Agreement Term	No	No	John Lestitian	700	506	300	3050	PINTD	3051	HPTFID		6,125.00	(6,125.00)	-	-
2015	PO505146	AMERINATIONAL COMMUNITY SVC.	Loan Services	12 Months	Yes	Yes (4 12 Month Options)	Robert Hayden	700	409	300	4510	PINTD	4511	HPTFID		-	-	-	-
2015	PO505442	GREATER WASH URBAN LEAGUE	Housing Counseling/Small Business/Facade Improvement Services	Grant Agreement Term	No	No	Ed Davis	100	506	300	3030	PGENF	3031			-	-	-	-
2015	PO506506	CARLETON WASHINGTON	Affordable Vacancy Inspector	12 Months	No	No	Lauren Pair	100	408	300	8110	PGENF	8110			2,640.00	(2,640.00)	-	-
2015	PO506710	DC HABITAT FOR HUMANITY	Affordable Housing/Community Facility Financing	Grant Agreement Term	No	No	John Lestitian	700	506	300	2010	PINTD	2011	HPTFID		-	-	-	-

FY	PO Number	Vendor Name	Caption	Contract Term	Competitive Yes/No	Options Yes/No (Option Term)	Contract Administrator	Fund Detail	Comp Obi	Org Code	Program Code	Index	PCA	Project	Grant	Total Amt	Expenditures	PO Balance	PO Balance
2015	PO506711	MANNA INC	Housing/Counseling/Small Business/Facade Improvement Services	Grant Agreement Term	No	No	Ed Davis	700	506	300	2010	PINTD	2011	HPTFID		-	-	-	-
2015	PO506711	MANNA INC	Housing/Counseling/Small Business/Facade Improvement Services	Grant Agreement Term	No	No	Ed Davis	700	524	300	2010	PINTD	2011	HPTFID		66,735.00	(66,735.00)	-	-
2015	PO506712	SCATTERED SITE II LLC	Housing/Community Facility Financing Affordable	Grant Agreement Term	No	No	John Lestitian	700	506	300	2010	PINTD	2011	HPTFID		726,913.14	(726,913.14)	-	-
2015	PO506713	DC HABITAT FOR HUMANITY	Housing/Community Facility Financing Affordable	Grant Agreement Term	No	No	John Lestitian	700	506	300	2010	PINTD	2011	HPTFID		390,673.01	(390,673.01)	-	-
2015	PO506713	DC HABITAT FOR HUMANITY	Housing/Community Facility Financing Affordable	Grant Agreement Term	No	No	John Lestitian	700	524	300	2010	PINTD	2011	HPTFID		221,761.56	(221,761.56)	-	-
2015	PO506714	TRINITY PLAZA LLC	Housing/Community Facility Financing Affordable	Grant Agreement Term	No	No	John Lestitian	700	506	300	2010	PINTD	2011	HPTFID		-	-	-	-
2015	PO506714	TRINITY PLAZA LLC	Housing/Community Facility Financing Affordable	Grant Agreement Term	No	No	John Lestitian	700	524	300	2010	PINTD	2011	HPTFID		-	-	-	-
2015	PO506718	POLLIN MEMORIAL COMM DEV LLC	Housing/Community Facility Financing Affordable	Grant Agreement Term	No	No	John Lestitian	700	506	300	2010	PINTD	2011	HPTFID		-	-	-	-
2015	PO506719	VOICES OF MADISON COOPERATIVE	Housing/Community Facility Financing Affordable	Grant Agreement Term	No	No	John Lestitian	700	506	300	2010	PINTD	2011	HPTFID		-	-	-	-
2015	PO507168	SIERRA COOPERATIVE, INC.	Housing/Community Facility Financing Affordable	Grant Agreement Term	No	No	John Lestitian	700	524	300	2010	PINTD	2011	HPTFID		431,259.99	(431,259.99)	-	-
2015	PO507169	30TH STREET CRESCENT, LLC	Housing/Community Facility Financing Affordable	Grant Agreement Term	No	No	John Lestitian	700	524	300	2010	PINTD	2011	HPTFID		519,562.00	(519,562.00)	-	-
2015	PO507170	NORTH CAPITOL COMMONS LP	Housing/Community Facility Financing Affordable	Grant Agreement Term	No	No	John Lestitian	700	524	300	2010	PINTD	2011	HPTFID		66,510.00	(66,510.00)	-	-
2015	PO507171	SAVANNAH PARK HOUSING LIMITED	Housing/Community Facility Financing Affordable	Grant Agreement Term	No	No	John Lestitian	700	506	300	2010	PINTD	2011	HPTFID		102,998.23	(102,998.23)	-	-
2015	PO507171	SAVANNAH PARK HOUSING LIMITED	Housing/Community Facility Financing Affordable	Grant Agreement Term	No	No	John Lestitian	700	524	2000	2010	2000X	2011	HPTFID		707,674.01	(707,674.01)	-	-
2015	PO507361	EARTH CONSERVATION CORPORATION	Housing/Community Facility Financing Affordable	Grant Agreement Term	No	No	John Lestitian	8200	506	300	3050	X3050	3051		00LEAD	-	-	-	-
2015	PO507362	BREATHE DC INC.	Housing/Community Facility Financing Affordable	Grant Agreement Term	No	No	John Lestitian	8200	506	300	3050	X3050	3051		00LEAD	2,000.00	(2,000.00)	-	-
2015	PO507613	GOLDEN RULE APARTMENTS, INC.	Housing/Community Facility Financing Affordable	Grant Agreement Term	No	No	John Lestitian	8202	524	300	2010	PHOME	2011		00HOME	587,854.03	(587,854.03)	-	-
2015	PO507615	49TH STREET DEVELOPER LLC	Housing/Community Facility Financing Affordable	Grant Agreement Term	No	No	John Lestitian	700	506	300	2010	PINTD	2011	HPTFID		155,182.67	(155,182.49)	0.18	0.18
2015	PO507644	NBC UNIVERSAL, INC.	Advertising Services	Advertising Run Term	No	No	Pamela Hillsman	100	506	300	3050	PGENF	3051			14,875.00	(14,875.00)	-	-
2015	PO507729	DAILY WASHINGTON LAW REPORTER	Subscription Services	12 Months	No	No	Karanja Slaughter	610	409	300	4120	PUNFD	4121			1,354.08	(1,354.08)	-	-
2015	PO507847	2228 MLK LLC	Housing/Community Facility Financing Affordable	Grant Agreement Term	No	No	John Lestitian	700	506	300	2010	PINTD	2011	HPTFID		121,815.45	(121,815.45)	-	-
2015	PO507848	DIX STREET GATEWAY	Housing/Community Facility Financing Affordable	Grant Agreement Term	No	No	John Lestitian	700	506	300	2010	PINTD	2011	HPTFID		-	-	-	-
2015	PO507848	DIX STREET GATEWAY	Housing/Community Facility Financing Affordable	Grant Agreement Term	No	No	John Lestitian	700	524	300	2010	PINTD	2011	HPTFID		1,681,241.37	(1,681,241.37)	-	-
2015	PO507849	TAKOMA SPRING PLACE LIMITED PA	Housing/Community Facility Financing Affordable	Grant Agreement Term	No	No	John Lestitian	700	506	300	2010	PINTD	2011	HPTFID		2,119,338.50	(2,119,338.50)	-	-
2015	PO507849	TAKOMA SPRING PLACE LIMITED PA	Housing/Community Facility Financing Affordable	Grant Agreement Term	No	No	John Lestitian	700	524	2000	2010	2000X	2011	HPTFID		1,346,940.94	(1,346,940.94)	-	-
2015	PO507850	INSTITUTE OF URBAN LIVING	Housing/Community Facility Financing Affordable	Grant Agreement Term	No	No	John Lestitian	700	524	300	2010	PINTD	2011	HPTFID		-	-	-	-
2015	PO507890	HOWARD UNIVERSITY	Housing/Community Facility Financing Affordable	Grant Agreement Term	No	No	John Lestitian	100	506	300	3050	PGENF	3051			10,000.00	(10,000.00)	-	-
2015	PO507916	RADIO ONE INC.	Advertising Services	Advertising Run Term	No	No	Pamela Hillsman	100	506	300	3050	PGENF	3051			10,000.00	(10,000.00)	-	-
2015	PO507918	NON PROFIT INDUSTRIES	Housing/Community Facility Financing Affordable	Grant Agreement Term	No	No	John Lestitian	100	409	300	8140	PGENF	8141			12,360.00	(12,360.00)	-	-
2015	PO507944	6925 GEORGIA AVENUE, LLC	Housing/Community Facility Financing Affordable	Grant Agreement Term	No	No	John Lestitian	8202	506	300	2010	PHOME	2011		00HOME	-	-	-	-
2015	PO507951	WPGC-FM	Advertising Services	Advertising Run Term	No	No	Pamela Hillsman	100	506	300	3050	PGENF	3051			10,000.00	(10,000.00)	-	-
2015	PO508003	APPLE INC	Computer Supplies	12 Months	No	No	LaVerne Law	602	702	100	1040	AHPAP	1041			3,088.00	(3,088.00)	-	-
2015	PO508041	GARDINER KAMYA & ASSOCIATES	Housing/Community Facility Financing Affordable	Grant Agreement Term	No	No	John Lestitian	100	409	300	8140	PGENF	8141			8,500.00	(8,500.00)	-	-
2015	PO508388	GEORGIA AVENUE REDEVELOPMENT	Housing/Community Facility Financing	Grant Agreement Term	No	No	John Lestitian	700	506	300	2010	PINTD	2011	HPTFID		6,750,000.00	(6,750,000.00)	-	-

FY	PO Number	Vendor Name	Caption	Contract Term	Competitive Yes/No	Options Yes/No (Option Term)	Contract Administrator	Fund Detail	Comp Obi	Org Code	Program Code	Index	PCA	Project	Grant	Total Amt	Expenditures	PO Balance	PO Balance
2015	PO508437	CEASE FIRE	Affordable Housing/Community Facility Financing	Grant Agreement Term	No	No	John Lestitian	8201	506	300	2015	PCDBG	2017		00CDBG	51,841.00	(51,841.00)	-	-
2015	PO508440	GREATER WASH. URBAN LEAGUE	Affordable Housing/Counseling/Small Business/Facade Improvement Services	Grant Agreement Term	No	No	Ed Davis	100	506	300	3030	PGENF	3031			700,000.00	(700,000.00)	-	-
2015	PO508441	POLLIN MEMORIAL COMM DEV LLC	Affordable Housing/Community Facility Financing	Grant Agreement Term	No	No	John Lestitian	700	506	300	2010	PINTD	2011	HPTFID		-	-	-	-
2015	PO508442	1417 N ST NW COOP ASSOC	Affordable Housing/Community Facility Financing	Grant Agreement Term	No	No	John Lestitian	700	506	300	2010	PINTD	2011	HPTFID		47,829.52	(47,829.52)	-	-
2015	PO508442	1417 N ST NW COOP ASSOC	Affordable Housing/Community Facility Financing	Grant Agreement Term	No	No	John Lestitian	700	524	2000	2010	2000X	2011	HPTFID		56,778.52	(56,778.52)	-	-
2015	PO508443	W STREET SE 38-42-43, LLC	Affordable Housing/Community Facility Financing	Grant Agreement Term	No	No	John Lestitian	8202	506	300	2010	PHOME	H1218		00HOME	-	-	-	-
2015	PO508443	W STREET SE 38-42-43, LLC	Affordable Housing/Community Facility Financing	Grant Agreement Term	No	No	John Lestitian	8202	524	300	2010	PHOME	H1218		00HOME	-	-	-	-
2015	PO508654	MANAGEMENT CONCEPTS INC	Affordable Housing/Community Facility Financing	Grant Agreement Term	No	No	John Lestitian	700	409	100	7010	AINTD	7011	HPTFID		65,997.00	(65,997.00)	-	-
2015	PO508663	GREATER WASH. URBAN LEAGUE	Affordable Housing/Counseling/Small Business/Facade Improvement Services	Grant Agreement Term	No	No	Ed Davis	100	506	300	3040	PGENF	3041			81,588.90	(81,588.90)	-	-
2015	PO508730	DOCUMENT SYSTEMS INC	Scanning Services	12 Months	Yes	Yes (4 12 Month Options)	LaVerne Law	700	408	100	1030	AINTD	1031	HPTFID		259,893.64	(259,893.64)	-	-
2015	PO508754	RAP, INC.	Affordable Housing/Community Facility Financing	Grant Agreement Term	No	No	John Lestitian	8201	506	300	2010	PCDBG	C1776		00CDBG	395,355.57	(395,355.57)	-	-
2015	PO508754	RAP, INC.	Affordable Housing/Community Facility Financing	Grant Agreement Term	No	No	John Lestitian	8201	524	300	2010	PCDBG	C1776		00CDBG	857,155.36	(857,155.36)	-	-
2015	PO508779	EXCALIBUR LEGAL STAFFING LLC	Temporary Personnel Services	12 Months	Yes	No	LaVerne Law	700	408	100	1015	AINTD	1016	HPTFID		29,321.21	(29,321.21)	-	-
2015	PO508779	EXCALIBUR LEGAL STAFFING LLC	Temporary Personnel Services	12 Months	Yes	No	LaVerne Law	700	408	100	1030	AINTD	1031	HPTFID		97,361.49	(97,361.49)	-	-
2015	PO508799	ROSS PROFESSIONAL SERVICES	Temporary Personnel Services	12 Months	Yes	No	LaVerne Law	700	408	100	1030	AINTD	1031	HPTFID		62,754.47	(62,754.47)	-	-
2015	PO508819	ROSS PROFESSIONAL SERVICES	Temporary Personnel Services	12 Months	Yes	No	LaVerne Law	700	408	100	1030	AINTD	1031	HPTFID		93,552.81	(93,552.81)	-	-
2015	PO509057	1919 CALVERT STREET LLC	Affordable Housing/Community Facility Financing	Grant Agreement Term	No	No	John Lestitian	700	506	300	2010	PINTD	2011	HPTFID		52,153.18	(52,153.18)	-	-
2015	PO509057	1919 CALVERT STREET LLC	Affordable Housing/Community Facility Financing	Grant Agreement Term	No	No	John Lestitian	700	524	300	2010	PINTD	2011	HPTFID		141,768.52	(141,768.52)	-	-
2015	PO509058	2321 4TH STREET LLC	Affordable Housing/Community Facility Financing	Grant Agreement Term	No	No	John Lestitian	700	506	300	2010	PINTD	2011	HPTFID		-	-	-	-
2015	PO509058	2321 4TH STREET LLC	Affordable Housing/Community Facility Financing	Grant Agreement Term	No	No	John Lestitian	700	524	300	2010	PINTD	2011	HPTFID		6,300,079.47	(6,300,079.47)	-	-
2015	PO509059	ISRAEL MANOR	Affordable Housing/Community Facility Financing	Grant Agreement Term	No	No	John Lestitian	8201	506	300	2010	PCDBG	C1868		00CDBG	-	-	-	-
2015	PO509060	OLD TAKOMA BUSINESS ASSOCIATIO	Affordable Housing/Community Facility Financing	Grant Agreement Term	No	No	John Lestitian	100	506	300	3020	PGENF	3021			14,203.26	(14,203.26)	-	-
2015	PO509830	HEALTH SERVICE FOR CHILDREN	Affordable Housing/Community Facility Financing	Grant Agreement Term	No	No	John Lestitian	100	506	300	3050	PGENF	3051			-	-	-	-
2015	PO509831	22 ATLANTIC STREET COOP	Affordable Housing/Community Facility Financing	Grant Agreement Term	No	No	John Lestitian	700	506	300	2010	PINTD	2011	HPTFID		-	-	-	-
2015	PO510226	CHANNEL SQUARE HOUSING, LLC	Affordable Housing/Community Facility Financing	Grant Agreement Term	No	No	John Lestitian	700	524	2000	2010	2000X	2011	HPTFID		7,400,000.00	(7,400,000.00)	-	-
2015	PO510228	VESTA DC III LLC	Affordable Housing/Community Facility Financing	Grant Agreement Term	No	No	John Lestitian	700	524	2000	2010	2000X	2011	HPTFID		2,534,552.51	(2,534,552.51)	-	-
2015	PO510229	RIVER EAST AT ANACOSTIA, LLC	Affordable Housing/Community Facility Financing	Grant Agreement Term	No	No	John Lestitian	700	524	2000	2010	2000X	2011	HPTFID		1,464,348.86	(1,464,348.86)	-	-
2015	PO510290	CLARKSON SYSTEMS & ANALYSIS	Affordable Housing/Community Facility Financing	Grant Agreement Term	No	No	John Lestitian	100	506	300	3050	PGENF	3051			23,084.00	(23,084.00)	-	-
2015	PO510439	COMMUNITY DEVELOPMENT EXPERTS	Affordable Housing/Community Facility Financing	Grant Agreement Term	No	No	John Lestitian	700	409	100	7010	AINTD	7011	HPTFID		1,862.00	(1,862.00)	-	-
2015	PO510453	OPEN ARMS HOUSING INC	Affordable Housing/Community Facility Financing	Grant Agreement Term	No	No	John Lestitian	700	506	300	2010	PINTD	2011	HPTFID		33,734.80	(33,734.80)	-	-
2015	PO510453	OPEN ARMS HOUSING INC	Affordable Housing/Community Facility Financing	Grant Agreement Term	No	No	John Lestitian	700	524	2000	2010	2000X	2011	HPTFID		11,216.94	(11,216.94)	-	-
2015	PO510454	ARCH DEVELOPMENT CORPORATION	Affordable Housing/Counseling/Small Business/Facade Improvement Services	Grant Agreement Term	No	No	Ed Davis	100	506	300	3020	PGENF	3021			100,700.43	(100,700.43)	-	-
2015	PO510455	ARCH DEVELOPMENT CORPORATION	Affordable Housing/Counseling/Small Business/Facade Improvement Services	Grant Agreement Term	No	No	Ed Davis	8201	506	300	3010	PCDBG	C2134		00CDBG	304,139.98	(304,139.98)	-	-

FY	PO Number	Vendor Name	Caption	Contract Term	Competitive Yes/No	Options Yes/No (Option Term)	Contract Administrator	Fund Detail	Comp Obi	Org Code	Program Code	Index	PCA	Project	Grant	Total Amt	Expenditures	PO Balance	PO Balance
2015	POS10456	ARCH DEVELOPMENT CORPORATION	Housing Counseling/Small Business/Facade Improvement Services Affordable	Grant Agreement Term	No	No	Ed Davis	8201	506	300	3020	PCDBG	D2120		00CDBG	110,255.16	(110,255.16)	-	-
2015	POS10461	REED ELSEVIER INCORPORATED	Housing/Community Facility Financing Affordable	Grant Agreement Term	No	No	John Lestitian	610	409	300	4120	PUNFD	4121			1,050.00	(1,050.00)	-	-
2015	POS10461	REED ELSEVIER INCORPORATED	Housing/Community Facility Financing Affordable	Grant Agreement Term	No	No	John Lestitian	700	408	1000	1050	1000X	1051	HPTFID		10,500.00	(10,500.00)	-	-
2015	POS10522	COMMON GROUND COMMUNITIES, INC	Housing/Community Facility Financing Affordable	Grant Agreement Term	No	No	John Lestitian	700	506	300	2010	PDBHR	2011	DBHCAP		-	-	-	-
2015	POS10522	COMMON GROUND COMMUNITIES, INC	Housing/Community Facility Financing	Grant Agreement Term	No	No	John Lestitian	700	524	2000	2010	2000X	2011	HPTFID		-	-	-	-
2015	POS10579	BOILER & FURNACE CLEANERS INC	Water Treatment Park Southern	12 Months	Yes	No	Jose Nunez	700	506	2000	2010	2000X	2011	HPTFID		33,552.40	(33,552.40)	-	-
2015	POS10580	TIDEWATER, INC.	Housing Counseling/Small Business/Facade Improvement Services Affordable	Grant Agreement Term	No	No	Ed Davis	100	506	300	3050	PGENF	3051			43,058.00	(43,058.00)	-	-
2015	POS10642	MANNA INC	Housing Counseling/Small Business/Facade Improvement Services Affordable	Grant Agreement Term	No	No	Ed Davis	8201	506	300	3010	PCDBG	C2135		00CDBG	99,864.27	(99,864.27)	-	-
2015	POS10829	HOUSING AND DEVELOPMENT SERVIC	Housing/Community Facility Financing	Grant Agreement Term	No	No	John Lestitian	700	409	100	7010	AINTD	7011	HPTFID		113,541.53	(113,541.53)	-	-
2015	POS10837	MDM OFFICE SYSTEMS DBA	Modular Furniture	12 Months	Yes	No	LaVerne Law	8202	707	100	1030	AHOME	1031	00HOME		14,840.83	(14,840.83)	-	-
2015	POS10939	VESTA MANAGEMENT CORPORATION	Property Management	12 Months	Yes	No	Jose Nunez	700	408	1000	1050	1000X	1051	HPTFID		93,500.00	(93,500.00)	-	-
2015	POS10941	DUN & BRADSTREET	Compliance Services	12 Months	No	No	LaVerne Law	8201	409	100	2010	ACDBG	2011	00CDBG		5,400.00	(5,400.00)	-	-
2015	POS10950	EMORY BEACON OF LIGHT, INC.	Housing Counseling/Small Business/Facade Improvement Services Affordable	Grant Agreement Term	No	No	Ed Davis	8201	506	300	3010	PCDBG	C2136		00CDBG	100,168.84	(100,168.84)	-	-
2015	POS10978	CORNERSTONE, INC.	Housing/Community Facility Financing Affordable	Grant Agreement Term	No	No	John Lestitian	700	524	2000	2010	2000X	2011	HPTFID		300,000.00	(300,000.00)	-	-
2015	POS10985	GENERAL SERVICES INC	Housing/Community Facility Financing Affordable	Grant Agreement Term	No	No	John Lestitian	602	408	100	1030	1HPAP	1031			8,646.18	(8,646.18)	-	-
2015	POS10995	OPEN ARMS HOUSING INC.	Housing/Community Facility Financing Affordable	Grant Agreement Term	No	No	John Lestitian	700	506	300	2010	PINTD	2011	HPTFID		475,670.51	(475,670.51)	-	-
2015	POS10995	OPEN ARMS HOUSING INC.	Housing/Community Facility Financing	Grant Agreement Term	No	No	John Lestitian	700	524	2000	2010	2000X	2011	HPTFID		133,249.72	(133,249.72)	-	-
2015	POS11124	PEER CONSULTANTS, P.C.	Environmental Assessment	12 Months	Yes	No	Karanja Slaughter	610	409	300	4130	PUNFD	4131			4,800.00	(4,800.00)	-	-
2015	POS11239	HOUSING & DEVELOPMENT SOFTWARE	Housing/Community Facility Financing	Grant Agreement Term	No	No	John Lestitian	700	409	100	7010	AINTD	7011	HPTFID		-	-	-	-
2015	POS11475	S&H TRUCKING COMPANY	Moving and Labor	12 Months	Yes	No	LaVerne Law	700	408	100	1030	AINTD	1031	HPTFID		33,429.00	(33,429.00)	-	-
2015	POS11641	SENODA, INC	Printing Services	12 Months	Yes	No	LaVerne Law	700	408	100	1030	AINTD	1031	HPTFID		9,500.00	(9,500.00)	-	-
2015	POS11677	THE HAMILTON GROUP	Printer Cartridges	12 Months	Yes	No	LaVerne Law	100	201	100	1030	AGENF	1031			25,000.00	(25,000.00)	-	-
2015	POS11817	URBAN VENTURES INC.	Underwriting Services	12 Months	Yes	Yes (4.12 Month Options)	Karanja Slaughter	700	409	300	2010	PINTD	2011	HPTFID		55,965.00	(55,965.00)	-	-
2015	POS11817	URBAN VENTURES	Underwriting Services	12 Months	Yes	Yes (4.12 Month Options)	Karanja Slaughter	700	506	300	2010	PINTD	2011	HPTFID		-	-	-	-
2015	POS11817	URBAN VENTURES INC.	Underwriting Services	12 Months	Yes	Yes (4.12 Month Options)	Karanja Slaughter	700	506	2000	2010	2000X	2011	HPTFID		472,500.00	(472,500.00)	-	-
2015	POS11890	NEAL R GROSS & CO INC	Transcription Services	12 Months	Yes	No	LaVerne Law	700	408	100	1080	AINTD	1081	HPTFID		10,000.00	(10,000.00)	-	-
2015	POS11891	OLENDER REPORTING, INC.	Transcription Services	12 Months	Yes	No	LaVerne Law	700	408	100	1080	AINTD	1081	HPTFID		5,259.39	(5,259.39)	-	-
2015	POS11972	AUDIO VISUAL INNOVATIONS INC	Audio Visual Services	12 Months	Yes	No	LaVerne Law	700	408	100	1030	AINTD	1031	HPTFID		8,850.00	(8,850.00)	-	-
2015	POS11997	AMERINATIONAL COMMUNITY SVC.	Loan Services	12 Months	Yes	Yes (4.12 Month Options)	Robert Hayden	602	409	300	4510	PHPAP	4511			113,360.47	(113,360.47)	-	-
2015	POS11997	AMERINATIONAL COMMUNITY SVC.	Loan Services	12 Months	Yes	Yes (4.12 Month Options)	Robert Hayden	610	409	100	4510	AUNFD	4511			35,000.00	(35,000.00)	-	-
2015	POS11997	AMERINATIONAL COMMUNITY SVC.	Loan Services	12 Months	Yes	Yes (4.12 Month Options)	Robert Hayden	700	408	100	4510	AINTD	4511	HPTFID		250,000.00	(250,000.00)	-	-
2015	POS11997	AMERINATIONAL COMMUNITY SVC.	Loan Services	12 Months	Yes	Yes (4.12 Month Options)	Robert Hayden	700	409	100	4510	AINTD	4511	HPTFID		214,360.46	(214,360.46)	-	-
2015	POS11997	AMERINATIONAL COMMUNITY SVC.	Loan Services	12 Months	Yes	Yes (4.12 Month Options)	Robert Hayden	8201	409	300	4510	PCDBG	4511	00CDBG		354,268.59	(354,268.59)	-	-
2015	POS11997	AMERINATIONAL COMMUNITY SVC.	Loan Services	12 Months	Yes	Yes (4.12 Month Options)	Robert Hayden	8202	409	300	4510	PHOME	4511	00HOME		200,621.19	(200,621.19)	-	-
2015	POS12225	ANSWER TITLE AND ESCROW LLC	Property Appraisal	12 Months	Yes	No	Karanja Slaughter	100	409	300	4120	PGENF	4121			10,000.00	(10,000.00)	-	-
2015	POS12381	HOLDER ENTERPRISES, INC.	Temporary Personnel Services Affordable	12 Months	Yes	No	LaVerne Law	700	408	100	1030	AINTD	1031	HPTFID		34,633.69	(34,633.69)	-	-
2015	POS12412	ISRAEL MANOR	Housing/Community Facility Financing Affordable	Grant Agreement Term	No	No	John Lestitian	700	524	300	2010	PINTD	2011	HPTFID		364,527.12	(364,527.12)	-	-
2015	POS12413	MAYA ANGELOU COOPERATIVE, INC.	Housing/Community Facility Financing Affordable	Grant Agreement Term	No	No	John Lestitian	700	524	300	2010	PINTD	2011	HPTFID		760,889.78	(760,889.78)	-	-
2015	POS12637	ANACOSTIA ECONOMIC DEVELOPMENT	Housing/Community Facility Financing	Grant Agreement Term	No	No	John Lestitian	8201	506	300	3010	PCDBG	C2140		00CDBG	106,000.00	(106,000.00)	-	-
2015	POS12638	LATINO ECONOMIC DVLPMNT CORP	Housing Counseling/Small Business/Facade Improvement Services	Grant Agreement Term	No	No	Ed Davis	8201	506	300	3010	PCDBG	C2141		00CDBG	309,234.63	(309,234.63)	-	-
2015	POS12639	LYDIA'S HOUSE	Housing Counseling/Small Business/Facade Improvement Services	Grant Agreement Term	No	No	Ed Davis	8201	506	300	3010	PCDBG	C2143		00CDBG	318,887.59	(318,887.59)	-	-

FY	PO Number	Vendor Name	Caption	Contract Term	Competitive Yes/No	Options Yes/No (Option Term)	Contract Administrator	Fund Detail	Comp Obi	Org Code	Program Code	Index	PCA	Project	Grant	Total Amt	Expenditures	PO Balance	PO Balance
2015	POS12640	LATINO ECONOMIC DVLPMNT CORP	Housing Counseling/Small Business/Facade Improvement Services Affordable	Grant Agreement Term	No	No	Ed Davis	8201	506	300	3010	PCDBG	C2142		00CDBG	523,025.87	(523,025.87)	-	-
2015	POS12764	STANTON VIEW DEVELOPMENT LLC	Housing/Community Facility Financing	Grant Agreement Term	No	No	John Lestitian	700	506	300	2010	PINTD	2011	HPTFID		800,000.00	(800,000.00)	-	-
2015	POS12765	GREATER WASH. URBAN LEAGUE	Housing Counseling/Small Business/Facade Improvement Services	Grant Agreement Term	No	No	Ed Davis	8201	506	300	3030	PCDBG	3031		00CDBG	546,117.72	(546,117.72)	-	-
2015	POS12765	GREATER WASH. URBAN LEAGUE	Housing Counseling/Small Business/Facade Improvement Services	Grant Agreement Term	No	No	Ed Davis	8201	524	300	3030	PCDBG	3031		00CDBG	4,271,587.95	(4,271,587.95)	-	-
2015	POS12892	ANSWER TITLE & ESCROW LLC	Property Appraisal	12 Months	Yes	No	Karanja Slaughter	610	409	300	4130	PUNFD	4131			9,250.00	(9,250.00)	-	-
2015	POS13005	MDM OFFICE SYSTEMS DBA	Office Supplies	12 Months	Yes	No	LaVerne Law	700	408	1000	1050	1000X	1051	HPTFID		755,706.00	(755,706.00)	-	-
2015	POS13006	UNIVERSITY LEGAL SERVICES	Housing Counseling/Small Business/Facade Improvement Services	Grant Agreement Term	No	No	Ed Davis	8201	506	300	3010	PCDBG	C2132		00CDBG	1,242,282.88	(1,242,282.88)	-	-
2015	POS13007	HOUSING COUNSELING SERVICES, I	Housing Counseling/Small Business/Facade Improvement Services	Grant Agreement Term	No	No	Ed Davis	8201	506	300	3010	PCDBG	C2133		00CDBG	1,320,699.35	(1,320,699.35)	-	-
2015	POS13008	GREATER WASH. URBAN LEAGUE	Housing Counseling/Small Business/Facade Improvement Services	Grant Agreement Term	No	No	Ed Davis	100	506	300	3030	PGENF	3031			2,328,682.59	(2,328,682.59)	-	-
2015	POS13008	GREATER WASH. URBAN LEAGUE	Housing Counseling/Small Business/Facade Improvement Services	Grant Agreement Term	No	No	Ed Davis	100	524	300	3030	PGENF	3031			476,970.25	(476,970.25)	-	-
2015	POS13074	HI-TECH SOLUTION, INC.	Computer Supplies	12 Months	Yes	No	Renee Snowden	700	408	100	1040	AINTD	1041	HPTFID		15,570.00	(15,570.00)	-	-
2015	POS13099	ISRAEL SENIOR RESIDENCES	Housing/Community Facility Financing Affordable	Grant Agreement Term	No	No	John Lestitian	8202	506	300	2010	PHOME	2011		00HOME	741,562.63	(741,562.63)	-	-
2015	POS13099	ISRAEL SENIOR RESIDENCES	Housing/Community Facility Financing	Grant Agreement Term	No	No	John Lestitian	8202	524	300	2010	PHOME	2011		00HOME	91,468.00	(91,468.00)	-	-
2015	POS13150	XEROX DIRECT	Copier Lease Services	12 Months	Yes	No	LaVerne Law	100	707	100	1030	AGENF	1031			46,090.45	(46,090.45)	-	-
2015	POS13150	XEROX DIRECT	Copier Lease Services	12 Months	Yes	No	LaVerne Law	602	707	100	1030	IHPAP	1031			6,539.93	(6,539.93)	-	-
2015	POS13150	XEROX DIRECT	Copier Lease Services	12 Months	Yes	No	LaVerne Law	700	408	100	1030	AINTD	1031	HPTFID		14,861.35	(14,861.35)	-	-
2015	POS13150	XEROX DIRECT	Copier Lease Services	12 Months	Yes	No	LaVerne Law	700	707	100	1030	AINTD	1031	HPTFID		21,132.64	(21,132.64)	-	-
2015	POS13150	XEROX DIRECT	Copier Lease Services	12 Months	Yes	No	LaVerne Law	8201	707	100	1030	ACDBG	1031		00CDBG	15,937.46	(15,937.46)	-	-
2015	POS13258	ANACOSTIA ECONOMIC DEVELOPMENT	Housing/Community Facility Financing	Grant Agreement Term	No	No	John Lestitian	100	506	300	3020	PGENF	3021			439,942.25	(439,942.25)	-	-
2015	POS13328	HYLAND SOFTWARE INC.	Data Consolidation Software Affordable	12 Months	Yes	No	Renee Snowden	700	409	100	7010	AINTD	7011	HPTFID		-	-	-	-
2015	POS13342	HOLY COMFORTER ST-CYPRIAN	Housing/Community Facility Financing Affordable	Grant Agreement Term	No	No	John Lestitian	8201	506	300	2010	PCDBG	2011		00CDBG	398,333.73	(398,333.73)	-	-
2015	POS13403	HOLY COMFORTER ST-CYPRIAN	Housing/Community Facility Financing Affordable	Grant Agreement Term	No	No	John Lestitian	8201	506	300	2010	PCDBG	2011		00CDBG	1,629,032.09	(1,629,032.09)	-	-
2015	POS13407	ANACOSTIA MANAGEMENT COMPANY	Housing/Community Facility Financing Affordable	Grant Agreement Term	No	No	John Lestitian	700	408	100	1030	AINTD	1031	HPTFID		99,999.00	(99,999.00)	-	-
2015	POS13407	ANACOSTIA MANAGEMENT COMPANY	Housing/Community Facility Financing Affordable	Grant Agreement Term	No	No	John Lestitian	700	408	1000	1050	1000X	1051	HPTFID		38,269.21	(38,269.21)	-	-
2015	POS13435	CONGRESS HEIGHTS TRAINING	Housing Counseling/Small Business/Facade Improvement Services Affordable	Grant Agreement Term	No	No	Ed Davis	8201	506	300	3010	PCDBG	C2139		00CDBG	162,892.92	(162,892.92)	-	-
2015	POS13436	WASHINGTON DC FASHION FDN	Housing/Community Facility Financing	Grant Agreement Term	No	No	John Lestitian	8201	506	300	3010	PCDBG	C2148		00CDBG	102,500.00	(102,500.00)	-	-
2015	POS13553	FRIENDS OF RHODE ISLAND AVE NE	Housing Counseling/Small Business/Facade Improvement Services	Grant Agreement Term	No	No	Ed Davis	8201	506	300	3010	PCDBG	C2149		00CDBG	50,000.00	(50,000.00)	-	-
2015	POS13610	NBC UNIVERSAL, INC.	Advertising Services	Advertising Run Term	No	No	Pamela Hillman	100	506	300	3050	PGENF	3051			24,756.25	(24,756.25)	-	-
2015	POS13789	EXCALIBUR LEGAL STAFFING LLC	Temporary Personnel Services	12 Months	Yes	No	LaVerne Law	700	408	100	1030	AINTD	1031	HPTFID		-	-	-	-
2015	POS13801	DELL COMPUTER CORP	Computer Supplies	12 Months	Yes	No	Renee Snowden	700	702	100	1040	AINTD	1041	HPTFID		17,291.55	(17,291.55)	-	-
2015	POS13965	AD BOX PROMO AGENCY, LLC	Advertising Services	12 Months	Yes	No	Pamela Hillman	700	408	100	1080	AINTD	1081	HPTFID		5,395.00	(5,395.00)	-	-
2015	POS14675	MI CASA, INC.	Housing/Community Facility Financing Affordable	Grant Agreement Term	No	No	John Lestitian	8201	506	300	3010	PCDBG	C2151		00CDBG	50,000.00	(49,999.62)	0.38	0.38
2015	POS14900	CIGD PARKSIDE 7 LLC	Housing/Community Facility Financing	Grant Agreement Term	No	No	John Lestitian	700	524	2000	2010	2000X	2011	HPTFID		9,549,931.26	(9,549,931.26)	-	-
2015	POS14901	BARRACKS ROW MAINSTREET	Housing Counseling/Small Business/Facade Improvement Services Affordable	Grant Agreement Term	No	No	Ed Davis	8201	506	300	3020	PCDBG	C2152		00CDBG	575,578.67	(575,578.67)	-	-
2015	POS15089	SOUTH CAPITOL REVITALIZATION	Housing/Community Facility Financing Affordable	Grant Agreement Term	No	No	John Lestitian	8201	524	300	2015	PCDBG	2017		00CDBG	414,036.71	(414,036.71)	-	-
2015	POS15315	GIRARD HOUSE COOPERATIVE, LCA	Housing/Community Facility Financing Affordable	Grant Agreement Term	No	No	John Lestitian	8201	524	300	2015	PCDBG	2017		00CDBG	-	-	-	-
2015	POS15316	THC AFFORDABLE HOUSING INC	Housing/Community Facility Financing Affordable	Grant Agreement Term	No	No	John Lestitian	700	506	300	2010	PINTD	2011	HPTFID		-	-	-	-
2015	POS15316	THC AFFORDABLE HOUSING INC	Housing/Community Facility Financing	Grant Agreement Term	No	No	John Lestitian	700	524	300	2010	PINTD	2011	HPTFID		-	-	-	-
2015	POS15326	FRIENDS OF RHODE ISLAND AVE NE	Housing Counseling/Small Business/Facade Improvement Services	Grant Agreement Term	No	No	Ed Davis	100	506	300	3020	PGENF	3021			135,000.00	(134,999.99)	0.01	0.01

FY	PO Number	Vendor Name	Caption	Contract Term	Competitive Yes/No	Options Yes/No (Option Term)	Contract Administrator	Fund Detail	Comp Obi	Org Code	Program Code	Index	PCA	Project	Grant	Total Amt	Expenditures	PO Balance	PO Balance
2015	POS15705	DC HOUSING AUTHORITY	Affordable Housing/Community Facility Financing	Grant Agreement Term	No	No	John Lestitian	700	524	2000	2010	2000X	2011	HPTFID		1,015,356.59	(1,015,356.59)	-	-
2015	POS15706	DEANWOOD HEIGHTS MAIN STREETS	Affordable Housing/Community Facility Financing	Grant Agreement Term	No	No	John Lestitian	8201	506	300	3010	PCDBG	C2158		00CDBG	49,890.58	(49,890.58)	-	-
2015	POS15711	TRANSUNION	Credit Compliance	Monthly	No	No	John Lestitian	700	506	300	3060	PINTD	3061	HPTFID		703.34	(703.34)	-	-
2015	POS16175	GREATER WASHINGTON HISPANIC	Affordable Housing Counseling/Small Business/Facade Improvement Services	Grant Agreement Term	No	No	Ed Davis	8201	506	300	3010	PCDBG	C2203		00CDBG	149,868.33	(149,868.33)	-	-
2015	POS16176	DEANWOOD HEIGHTS MAIN STREETS	Affordable Housing/Community Facility Financing	Grant Agreement Term	No	No	John Lestitian	100	506	300	3020	PGENF	3021			17,722.80	(17,722.80)	-	-
2015	POS16177	LEGAL COUNSEL FOR THE ELDERLY	Affordable Housing Counseling/Small Business/Facade Improvement Services	Grant Agreement Term	No	No	Ed Davis	8201	506	300	3010	PCDBG	C2205		00CDBG	149,994.12	(149,994.12)	-	-
2015	POS16178	CENTRAL AMERICAN RESOURCE CTR	Affordable Housing/Community Facility Financing	Grant Agreement Term	No	No	John Lestitian	8201	506	300	3010	PCDBG	C2204		00CDBG	139,399.66	(139,399.66)	-	-
2015	POS16179	MARSHALL HEIGHTS COMMUNITY	Affordable Housing Counseling/Small Business/Facade Improvement Services	Grant Agreement Term	No	No	Ed Davis	8201	506	300	3010	PCDBG	C2207		00CDBG	74,895.04	(74,895.04)	-	-
2015	POS16180	WASHINGTON AREA COMMUNITY	Affordable Housing Counseling/Small Business/Facade Improvement Services	Grant Agreement Term	No	No	Ed Davis	8201	506	300	3010	PCDBG	C2206		00CDBG	364,204.69	(364,204.69)	-	-
2015	POS16326	URBAN VENTURES INC.	Affordable Housing Counseling/Small Business/Facade Improvement Services	Grant Agreement Term	No	No	Ed Davis	700	409	300	4120	PINTD	4121	HPTFID		40,170.00	(40,170.00)	-	-
2015	POS16470	GREATER WASH. URBAN LEAGUE	Affordable Housing Counseling/Small Business/Facade Improvement Services	Grant Agreement Term	No	No	Ed Davis	100	524	300	3035	NEAHP	3035			202,000.00	(202,000.00)	-	-
2015	POS16480	GREATER WASH. URBAN LEAGUE	Affordable Housing Counseling/Small Business/Facade Improvement Services	Grant Agreement Term	No	No	Ed Davis	8201	506	300	3010	PCDBG	C2211		00CDBG	107,676.08	(107,676.08)	-	-
2015	POS16834	MDM OFFICE SYSTEMS DBA	Office Supplies	12 Months	Yes	No	LaVerne Law	610	408	100	1015	AUNFD	1016			688,238.88	(688,238.88)	-	-
2015	POS16834	MDM OFFICE SYSTEMS DBA	Modular Furniture	12 Months	Yes	No	LaVerne Law	700	408	1000	1050	1000X	1051	HPTFID		104,955.10	(104,955.10)	-	-
2015	POS16889	SOUL TREE LLC	Homeownership Manual	12 Months	Yes	No		100	506	300	3030	PGENF	3031			126,926.05	(126,926.05)	-	-
2015	POS17287	MIDTOWN PERSONNEL, INC.	Temporary Personnel Services	12 Months	Yes	Yes (4 12 Month Options)	LaVerne Law	100	409	300	4120	PGENF	4121			273,044.55	(273,044.55)	-	-
2015	POS17287	MIDTOWN PERSONNEL, INC.	Temporary Personnel Services	12 Months	Yes	Yes (4 12 Month Options)	LaVerne Law	700	408	100	1030	AINTD	1031	HPTFID		174,952.42	(174,952.42)	-	-
2015	POS17687	TRANSITIONAL HOUSING CORPORATI	Affordable Housing/Community Facility Financing	Grant Agreement Term	No	No	John Lestitian	700	506	300	2010	PINTD	2011	HPTFID		-	-	-	-
2015	POS17687	TRANSITIONAL HOUSING CORPORATI	Affordable Housing/Community Facility Financing	Grant Agreement Term	No	No	John Lestitian	700	524	2000	2010	2000X	2011	HPTFID		599,259.49	(599,259.49)	-	-
2015	POS17786	REINGOLD LINK, LLC	Affordable Housing Counseling/Small Business/Facade Improvement Services	Grant Agreement Term	No	No		700	408	100	1080	AINTD	1081	HPTFID		116,924.37	(116,924.37)	-	-
2015	POS17854	EMORY BEACON OF LIGHT, INC.	Affordable Housing Counseling/Small Business/Facade Improvement Services	Grant Agreement Term	No	No	Ed Davis	8201	506	300	3020	PCDBG	C2214		00CDBG	42,950.31	(42,950.31)	-	-
2015	POS17867	UNITED PLANNING ORGANIZAT	Affordable Housing/Community Facility Financing	Grant Agreement Term	No	No	John Lestitian	8201	506	300	3010	PCDBG	C2119		00CDBG	-	-	-	-
2015	POS17903	GENERAL SERVICES INC	Affordable Housing/Community Facility Financing	Grant Agreement Term	No	No	John Lestitian	610	408	100	1030	AUNFD	1031			7,872.11	(7,872.11)	-	-
2015	POS18526	VLI INCORPORATED	Affordable Housing/Community Facility Financing	Grant Agreement Term	No	No	John Lestitian	610	408	100	1040	AUNFD	1041			3,362.00	(3,362.00)	-	-
2015	POS18527	CVE II,LLC	Affordable Housing/Community Facility Financing	Grant Agreement Term	No	No	John Lestitian	700	524	2000	2010	2000X	2011	HPTFID		-	-	-	-
2015	POS18625	ROBERT HALF INTERNATIONAL, INC	Legal Temporary Personnel Services	12 Months	Yes	No	Vonda Orders	700	408	100	1030	AINTD	1030	HPTFID		8,775.00	(8,775.00)	-	-
2015	POS19124	GIRARD STREET COMMUNITY	Affordable Housing/Community Facility Financing	Grant Agreement Term	No	No	John Lestitian	8202	524	300	2010	PHOME	2011		00HOME	-	-	-	-
2015	POS19181	HOUSING COUNSELING SERVICES, I	Affordable Housing Counseling/Small Business/Facade Improvement Services	Grant Agreement Term	No	No	Ed Davis	100	506	300	3020	PGENF	3021			138,601.40	(138,601.40)	-	-
2015	POS19189	PLEASANT PARK COOPERATIVE, INC	Affordable Housing/Community Facility Financing	Grant Agreement Term	No	No	John Lestitian	8202	524	300	2010	PHOME	2011		00HOME	1,593,910.42	(1,593,910.42)	-	-
2015	POS19301	6925 GEORGIA AVENUE LLC	Affordable Housing/Community Facility Financing	Grant Agreement Term	No	No	John Lestitian	700	524	2000	2010	2000X	2011	HPTFID		1,316,755.63	(1,316,755.63)	-	-
2015	POS19498	AMERINATIONAL COMMUNITY SVC.	Loan Services	12 Months	Yes	No	Robert Hayden	8201	409	300	4510	PCDBG	4511		00CDBG	469,595.03	(469,595.03)	-	-
2015	POS19900	PEER CONSULTANTS, P.C.	Environmental Assessment	12 Months	Yes	No	Karanja Slaughter	700	409	300	4120	PINTD	4121	HPTFID		5,000.00	(5,000.00)	-	-
2015	POS19904	PEER CONSULTANTS, P.C.	Environmental Assessment	12 Months	Yes	No	Karanja Slaughter	700	409	300	4120	PINTD	4121	HPTFID		5,000.00	(5,000.00)	-	-
2015	POS19989	PEER CONSULTANTS, P.C.	Environmental Assessment	12 Months	Yes	No	Karanja Slaughter	700	409	300	4120	PINTD	4121	HPTFID		5,600.00	(5,600.00)	-	-
2015	POS19990	PEER CONSULTANTS, P.C.	Environmental Assessment	12 Months	Yes	No	Karanja Slaughter	700	409	300	4120	PINTD	4121	HPTFID		4,600.00	(4,600.00)	-	-
2015	POS19992	PEER CONSULTANTS, P.C.	Environmental Assessment	12 Months	Yes	No	Karanja Slaughter	700	409	300	4120	PINTD	4121	HPTFID		5,000.00	(5,000.00)	-	-
2015	POS19993	PEER CONSULTANTS, P.C.	Environmental Assessment	12 Months	Yes	No	Karanja Slaughter	700	409	300	4120	PINTD	4121	HPTFID		4,600.00	(4,600.00)	-	-
2015	POS20148	CAPITOL ENGINEERS, P.C.	Structural Engineer	12 Months	Yes	No	Lauren Pair	100	409	300	8110	PGENF	8111			13,043.91	(13,043.91)	-	-
2015	POS20309	ANACOSTIA MANAGEMENT COMPANY	Affordable Housing/Community Facility Financing	Grant Agreement Term	No	No	John Lestitian	700	408	100	1015	AINTD	1016	HPTFID		130,000.00	(130,000.00)	-	-
2015	POS20309	ANACOSTIA MANAGEMENT COMPANY	Affordable Housing/Community Facility Financing	Grant Agreement Term	No	No	John Lestitian	700	408	100	1030	AINTD	1031	HPTFID		95,000.00	(95,000.00)	-	-
2015	POS20311	CORNERSTONE COMMUNITY DC, INC.	Affordable Housing/Community Facility Financing	Grant Agreement Term	No	No	John Lestitian	700	524	2000	2010	2000X	2011	HPTFID		-	-	-	-

FY	PO Number	Vendor Name	Caption	Contract Term	Competitive Yes/No	Options Yes/No (Option Term)	Contract Administrator	Fund Detail	Comp Obi	Org Code	Program Code	Index	PCA	Project	Grant	Total Amt	Expenditures	PO Balance	PO Balance
2015	POS20395	BOND WATER TECHNOLOGIES INC	Water Treatment Park Southern	12 Months	Yes	No	Jose Nunez	700	408	1000	1050	1000X	1051	HPTFID		90,350.01	(90,350.01)	-	-
2015	POS20773	PROVITTI GOVERNMENT SERVICES,	Legal Temporary Personnel Services	12 Months	Yes	No	Vonda Orders	700	408	100	4510	AINTD	4511	HPTFID		49,060.47	(49,060.47)	-	-
2015	POS21003	SORG AND ASSOC., P.C.	Architectural and Engineering Design Services	12 Months	Yes	No	Karanja Slaughter	602	409	300	4120	PHPAP	4121			81,524.85	(81,524.85)	-	-
2015	POS21146	WASH CONVENT CENTER AUTHORITY	Fair Facility Affordable	Fair Dates	No	No	Pamela Hillsman	700	408	100	1080	AINTD	1081	HPTFID		6,000.00	(6,000.00)	-	-
2015	POS21159	HARGROVE INC	Housing/Community Facility Financing	Grant Agreement Term	No	No	John Lestitian	700	408	100	1080	AINTD	1081	HPTFID		34,315.00	(34,315.00)	-	-
2015	POS21160	OUTFRONT MEDIA LLC	Advertising Services	Advertising Run Term	No	No	Pamela Hillsman	700	408	100	1080	AINTD	1081	HPTFID		57,900.00	(57,900.00)	-	-
2015	POS21270	HOMES FOR HOPE	Housing/Community Facility Financing	Grant Agreement Term	No	No	John Lestitian	700	506	300	2010	HOP15	2011	HPWAID		121,998.04	(121,998.04)	-	-
2015	POS21271	CORNERSTONE COMMUNITY DC, INC.	Housing/Community Facility Financing	Grant Agreement Term	No	No	John Lestitian	700	506	300	2010	HOP15	2011	HPWAID		988,567.79	(988,567.79)	-	-
2015	POS22044	1417 N ST NW COOP ASSOC	Housing/Community Facility Financing	Grant Agreement Term	No	No	John Lestitian	700	524	2000	2010	2000X	2011	HPTFID		345,000.00	(345,000.00)	-	-
2015	POS22072	LIVABLE HOUSING, INC.	Housing/Community Facility Financing	Grant Agreement Term	No	No	John Lestitian	700	506	300	3060	PINTD	3061	HPTFID		-	-	-	-
2015	POS22126	GENERAL SERVICE ADMINISTRATION	Housing/Community Facility Financing	Grant Agreement Term	No	No	John Lestitian	610	703	100	1070	AUNFD	1072			-	-	-	-
2015	POS22126	GENERAL SERVICE ADMINISTRATION	Housing/Community Facility Financing	Grant Agreement Term	No	No	John Lestitian	700	703	100	1070	AINTD	1072	HPTFID		-	-	-	-
2015	POS22126	GENERAL SERVICE ADMINISTRATION	Housing/Community Facility Financing	Grant Agreement Term	No	No	John Lestitian	8202	703	100	1070	AHOME	1071		00HOME	-	-	-	-
2015	POS22476	DEVELOPMENT CORP OF COLUMBIA	Housing/Community Facility Financing	Grant Agreement Term	No	No	John Lestitian	8201	506	300	3010	PCDBG	D2231		00CDBG	16,706.95	(16,706.95)	-	-
2015	POS22476	DEVELOPMENT CORP OF COLUMBIA	Housing/Community Facility Financing	Grant Agreement Term	No	No	John Lestitian	8201	506	300	3020	PCDBG	C2231		00CDBG	41,501.37	(41,501.37)	-	-
2015	POS22519	ENTERPRISE COMM PARTNERS INC	Housing/Community Facility Financing	Grant Agreement Term	No	No	John Lestitian	700	409	300	2010	PINTD	2011	HPTFID		-	-	-	-
2015	POS22928	PHYLLIS WHEATLEY YMCA INC	Housing/Community Facility Financing	Grant Agreement Term	No	No	John Lestitian	700	506	300	2010	PDBHR	2011	DBHCAP		-	-	-	-
2015	POS23567	GENERAL SERVICES INC	Housing/Community Facility Financing	Grant Agreement Term	No	No	John Lestitian	100	409	100	1030	AGENF	1031			7,102.14	(7,102.14)	-	-
2015	POS23819	H STREET COMMUNITY DEVELO	Housing/Community Facility Financing	Grant Agreement Term	No	No	John Lestitian	700	506	300	2010	PDBHR	2011	DBHCAP		-	-	-	-
2015	POS23889	COHNREZNICK LLP	Compliance/Audit Services	12 Months	Yes	Yes (4 12 Month Options)	Karanja Slaughter	700	409	100	7010	AINTD	7011	HPTFID		40,134.00	(40,134.00)	-	-
2015	POS23933	JAMES & ASSOCIATES LLC	Appraisal Services	12 Months	No	No	Karanja Slaughter	100	409	300	4120	PGENF	4121			-	-	-	-
2015	POS23933	JAMES & ASSOCIATES LLC	Appraisal Services	12 Months	No	No	Karanja Slaughter	700	409	300	4120	PINTD	4121	HPTFID		-	-	-	-
2015	POS23978	N STREET VILLAGE, INC.	Housing/Community Facility Financing	Grant Agreement Term	No	No	John Lestitian	700	524	2000	2010	2000X	2011	HPTFID		-	-	-	-
2015	POS24018	AMERICAN MECHANICAL SVCS OF MD	Cooling Tower Park Southern	5 Months	Yes	No	Jose Nunez	700	408	1000	1050	1000X	1051	HPTFID		70,000.00	(70,000.00)	-	-
2015	POS24097	NSV MIRIAM'S HOUSE, LLC	Housing/Community Facility Financing	Grant Agreement Term	No	No	John Lestitian	700	506	300	2010	PDBHR	2011	DBHCAP		-	-	-	-
2015	POS24495	KLINE IMPORTS ARLINGTON INC	Replacement Vehicles	12 Months	Yes	No	LaVerne Law/DDOT	602	703	100	1070	AHPAP	1072			16,304.30	(16,304.30)	-	-
2015	POS24495	KLINE IMPORTS ARLINGTON INC	Replacement Vehicles	12 Months	Yes	No	LaVerne Law/DDOT	610	703	100	1070	AUNFD	1072			33,150.00	(33,150.00)	-	-
2015	POS24495	KLINE IMPORTS ARLINGTON INC	Replacement Vehicles	12 Months	Yes	No	LaVerne Law/DDOT	8201	703	100	1070	ACDBG	1071		00CDBG	55,000.00	(55,000.00)	-	-
2015	POS24688	NSV MIRIAM'S HOUSE, LLC	Housing/Community Facility Financing	Grant Agreement Term	No	No	John Lestitian	700	524	2000	2010	2000X	2011	HPTFID		168,345.00	(168,345.00)	-	-
2015	POS24807	NORTH CAPITOL COMMONS LP	Housing/Community Facility Financing	Grant Agreement Term	No	No	John Lestitian	8202	524	300	2010	PHOME	2011		00HOME	1,761,557.62	(1,761,557.62)	-	-
2015	POS24904	ANSWER TITLE AND ESCROW LLC	Property Appraisal	12 Months	Yes	No	Karanja Slaughter	602	409	300	4120	PHPAP	4121			5,000.00	(5,000.00)	-	-
2015	POS24905	GENERAL SERVICES INC	Housing/Community Facility Financing	Grant Agreement Term	No	No	John Lestitian	100	409	300	4120	PGENF	4121			-	-	-	-
2015	POS25043	CORNERSTONE, INC.	Housing/Community Facility Financing	Grant Agreement Term	No	No	John Lestitian	700	506	300	2010	PDBHR	2011	DBHCAP		500,000.00	(500,000.00)	-	-
2015	POS25044	RAP, INC.	Housing/Community Facility Financing	Grant Agreement Term	No	No	John Lestitian	700	524	2000	2010	2000X	2011	HPTFID		1,158,952.69	(1,158,952.69)	-	-
2015	POS25045	KENYON HOUSE FAMILY COOPERATIV	Housing/Community Facility Financing	Grant Agreement Term	No	No	John Lestitian	700	524	2000	2010	2000X	2011	HPTFID		1,573,139.00	(1,573,139.00)	-	-
2015	POS25210	BENNING RESIDENTIAL LLC	Housing/Community Facility Financing	Grant Agreement Term	No	No	John Lestitian	700	524	300	2010	PINTD	2011	HPTFID		-	-	-	-

FY	PO Number	Vendor Name	Caption	Contract Term	Competitive Yes/No	Options Yes/No (Option Term)	Contract Administrator	Fund Detail	Comp Obi	Org Code	Program Code	Index	PCA	Project	Grant	Total Amt	Expenditures	PO Balance	PO Balance
2015	POS25210	BENNING RESIDENTIAL LLC	Affordable Housing/Community Facility Financing	Grant Agreement Term	No	No	John Lestitian	700	524	2000	2010	2000X	2011	HPTFID		-	-	-	-
2015	POS25803	DELL COMPUTER CORP	Computer Supplies	12 Months	Yes	No	Renee Snowden	610	710	300	1040	PUNFD	1041			6,054.80	(6,054.80)	-	-
2015	POS25855	SQUARE 50 AFFORDABLE HOUSING	Affordable Housing/Community Facility Financing	Grant Agreement Term	No	No	John Lestitian	700	524	2000	2010	2000X	2011	HPTFID		-	-	-	-
2015	POS25912	2255 MLK LLC	Affordable Housing/Community Facility Financing	Grant Agreement Term	No	No	John Lestitian	700	524	300	2010	PINTD	2011	HPTFID		-	-	-	-
2015	POS25912	2255 MLK LLC	Affordable Housing/Community Facility Financing	Grant Agreement Term	No	No	John Lestitian	700	524	2000	2010	2000X	2011	HPTFID		-	-	-	-
2015	POS25947	PARK SOUTHERN NEIGHBORHOOD CP	Affordable Housing/Community Facility Financing	Grant Agreement Term	No	No	John Lestitian	700	408	1000	1050	1000X	1051	HPTFID		-	-	-	-
2015	POS25988	CDW GOVERNMENT INC	Computer Supplies	12 Months	Yes	No	Renee Snowden	610	710	300	1040	PUNFD	1041			31,125.00	(31,125.00)	-	-
2015	POS26078	PROTEC INSTRUMENT CORPORATION	Affordable Housing/Community Facility Financing	Grant Agreement Term	No	No	John Lestitian	8200	506	300	3050	X3050	3051		00LEAD	-	-	-	-
2015	POS26079	DOCUMENT SYSTEMS INC	Scanning Services	12 Months	Yes	Yes (4 12 Month Options)	LaVerne Law	100	408	100	1030	AGENF	1031			5,663.92	(5,663.92)	-	-
2015	POS26449	MORRIS E. JAMES JR	Property Appraisal	12 Months	Yes	No	Karanja Slaughter	100	409	300	4120	PGENF	4121			4,450.00	(4,450.00)	-	-
2015	POS26528	VESTA MANAGEMENT CORPORATION	Property Management	12 Months	Yes	No	Jose Nunez	700	409	300	2010	PINTD	2011	HPTFID		8,600.00	(8,600.00)	-	-
2015	POS27101	ATLANTIC GARDENS REDEVELOPMENT	Affordable Housing/Community Facility Financing	Grant Agreement Term	No	No	John Lestitian	700	524	2000	2010	2000X	2011	HPTFID		3,035,234.70	(3,035,234.70)	-	-
2015	POS27204	ANACOSTIA MANAGEMENT COMPANY	Affordable Housing/Community Facility Financing	Grant Agreement Term	No	No	John Lestitian	100	408	100	1030	AGENF	1031			-	-	-	-
2015	POS27204	ANACOSTIA MANAGEMENT COMPANY	Affordable Housing/Community Facility Financing	Grant Agreement Term	No	No	John Lestitian	100	409	100	1030	AGENF	1031			28,000.00	(28,000.00)	-	-
2015	POS27204	ANACOSTIA MANAGEMENT COMPANY	Affordable Housing/Community Facility Financing	Grant Agreement Term	No	No	John Lestitian	700	409	100	1030	AINTD	1031	HPTFID		12,721.15	(12,721.15)	-	-
2015	POS27284	HI-TECH SOLUTION, INC.	Computer Supplies	12 Months	Yes	No	Renee Snowden	8201	702	100	1040	ACDBG	1041		00CDBG	13,886.54	(13,886.54)	-	-
2015	POS27493	DELL COMPUTER CORP	Computer Supplies	12 Months	Yes	No	Renee Snowden	100	702	100	1040	AGENF	1041			13,263.20	(13,263.20)	-	-
2015	POS27643	AMERICAN BUSINESS SUPPLIES	Printer Cartridges	12 Months	Yes	No	LaVerne Law	100	201	100	1030	AGENF	1031			13,000.00	(13,000.00)	-	-
2015	POS27643	AMERICAN BUSINESS SUPPLIES	Printer Cartridges	12 Months	Yes	No	LaVerne Law	610	201	100	1030	AUNFD	1031			31,792.09	(31,792.09)	-	-
2015	POS27644	MDM OFFICE SYSTEMS DBA	Copier Paper	12 Months	Yes	No	LaVerne Law	602	201	100	1030	AHPAP	1031			11,000.00	(11,000.00)	-	-
2015	POS27644	MDM OFFICE SYSTEMS DBA	Copier Paper	12 Months	Yes	No	LaVerne Law	700	201	100	1030	AINTD	1031	HPTFID		27,515.70	(27,515.70)	-	-
2015	POS27925	DC WHEEL PRODUCTIONS, INC.	Affordable Housing/Community Facility Financing	Grant Agreement Term	No	No	John Lestitian	8201	524	300	2010	PCDBG	2011		00CDBG	-	-	-	-
2015	POS28231	SUPRETECH, INC.	Adobe Software	12 Months	Yes	No	Renee Snowden	100	702	100	1040	AGENF	1041			1,326.96	(1,326.96)	-	-
2015	POS28285	LEONE TECH, LLC	Elevator Repair park Southern	12 Months	Yes	No	Jose Nunez	700	408	1000	1050	1000X	1051	HPTFID		-	-	-	-
2015	POS28308	BARRACKS ROW MAINSTREET	Affordable Housing/Counseling/Small Business/Façade Improvement Services	Grant Agreement Term	No	No	Ed Davis	100	506	300	3020	PGENF	3021			156,041.63	(156,041.63)	-	-
2015	POS28430	ATLANTIC TERRACE LIMITED PARTN	Affordable Housing/Community Facility Financing	Grant Agreement Term	No	No	John Lestitian	700	524	300	2010	PDBHR	2011	DBHCAP		4,979,751.98	(4,979,751.98)	-	-
2015	POS28475	MDM OFFICE SYSTEMS DBA	Modular Furniture	12 Months	Yes	No	LaVerne Law	700	408	1000	1050	1000X	1051	HPTFID		96,908.85	(96,908.85)	-	-
																95,965,725.25	(96,150,221.56)	(184,496.31)	(184,496.31)

DHCD Contracts, FY 2016

FY	AY	PO Number	Vendor Name	Caption	Contract Term	Competitive Yes/No	Options Yes/No (Option Term)	Contract Administrator	Fund Detail	Comp Obj	Org Code	Program Code	Index	PCA	Project	Grant	Total Amt	Expenditures	PO Balance
2016	2016	POS31426	ISRAEL SENIOR RESIDENCES	Affordable Housing/Community Facility Financing	Grant Agreement Term	No	No	John Lesittian	8202	524	300	2010	PHOME	2011		00HOME	188,313.37	0.00	188,313.37
2016	2016	POS31427	SOUTH CAPITOL REVITALIZATION	Affordable Housing/Community Facility Financing	Grant Agreement Term	No	No	John Lesittian	8201	524	300	2010	PCDBG	2011		00CDBG	662,782.98	(200,684.18)	462,098.80
2016	2016	POS31428	GIRARD STREET COMMUNITY	Affordable Housing/Community Facility Financing	Grant Agreement Term	No	No	John Lesittian	8202	524	300	2010	PHOME	2011		00HOME	323,028.00	0.00	323,028.00
2016	2016	POS31429	DC WHEEL PRODUCTIONS, INC.	Affordable Housing/Community Facility Financing	Grant Agreement Term	No	No	John Lesittian	8201	524	300	2010	PCDBG	2011		00CDBG	150,000.00	0.00	150,000.00
2016	2016	POS31430	NORTH CAPITOL COMMONS LP	Affordable Housing/Community Facility Financing	Grant Agreement Term	No	No	John Lesittian	700	524	300	2010	PINTD	2011	HPTFID		5,250,946.87	(1,244,537.04)	4,006,409.83
2016	2016	POS31430	NORTH CAPITOL COMMONS LP	Affordable Housing/Community Facility Financing	Grant Agreement Term	No	No	John Lesittian	8202	524	300	2010	PHOME	2011		00HOME	0.00	0.00	0.00
2016	2016	POS31760	2255 MLK LLC	Affordable Housing/Community Facility Financing	Grant Agreement Term	No	No	John Lesittian	700	524	300	2010	PINTD	2011	HPTFID		8,493,000.00	0.00	8,493,000.00
2016	2016	POS31761	SQUARE 50 AFFORDABLE HOUSING	Affordable Housing/Community Facility Financing	Grant Agreement Term	No	No	John Lesittian	700	524	300	2010	PINTD	2011	HPTFID		4,319,463.00	0.00	4,319,463.00
2016	2016	POS31762	DC HABITAT FOR HUMANITY	Affordable Housing/Community Facility Financing	Grant Agreement Term	No	No	John Lesittian	700	506	300	2010	PINTD	2011	HPTFID		127,249.15	0.00	127,249.15
2016	2016	POS31763	TRINITY PLAZA LLC	Affordable Housing/Community Facility Financing	Grant Agreement Term	No	No	John Lesittian	700	524	300	2010	PINTD	2011	HPTFID		92,709.00	0.00	92,709.00
2016	2016	POS31764	SIERRA COOPERATIVE, INC.	Affordable Housing/Community Facility Financing	Grant Agreement Term	No	No	John Lesittian	700	524	300	2010	PINTD	2011	HPTFID		221,783.87	0.00	221,783.87
2016	2016	POS31765	DUN & BRADSTREET	Vendor Compliance	12 Months	No	No	LaVerne Law	8201	409	300	2010	PCDBG	2011		00CDBG	5,400.00	0.00	5,400.00
2016	2016	POS31774	ANSWER TITLE AND ESCROW LLC	Property Appraisal	12 Months	Yes	No	Karanja Slaughter	100	409	300	4120	PGENF	4121			4,050.00	0.00	4,050.00
2016	2016	POS32046	KENYON HOUSE FAMILY COOPERATIV	Affordable Housing/Community Facility Financing	Grant Agreement Term	No	No	John Lesittian	700	524	300	2010	PINTD	2011	HPTFID		37,701.00	0.00	37,701.00
2016	2016	POS32047	CVE II,LLC	Affordable Housing/Community Facility Financing	Grant Agreement Term	No	No	John Lesittian	700	524	300	2010	PINTD	2011	HPTFID		30,915.62	0.00	30,915.62
2016	2016	POS32048	W STREET SE 38-42-43, LLC	Affordable Housing/Community Facility Financing	Grant Agreement Term	No	No	John Lesittian	8202	524	300	2010	PHOME	H1218		00HOME	36,193.00	0.00	36,193.00
2016	2016	POS32049	RAP, INC.	Affordable Housing/Community Facility Financing	Grant Agreement Term	No	No	John Lesittian	8201	524	300	2010	PCDBG	C1776		00CDBG	325,898.18	0.00	325,898.18
2016	2016	POS32188	BENNING RESIDENTIAL, LLC	Affordable Housing/Community Facility Financing	Grant Agreement Term	No	No	John Lesittian	700	524	300	2010	PINTD	2011	HPTFID		17,947,798.00	(1,851,545.29)	16,096,252.71
2016	2016	POS32204	GENERAL SERVICES INC	Environmental Site Assessment	12 Months	Yes	Yes (4 12 Month Options)	Karanja Slaughter	100	409	300	4120	PGENF	4121			0.00	0.00	0.00
2016	2016	POS32204	GENERAL SERVICES INC	Environmental Site Assessment	12 Months	Yes	Yes (4 12 Month Options)	Karanja Slaughter	700	409	300	4120	PINTD	4121	HPTFID		183,171.30	(5,409.50)	177,761.80
2016	2016	POS32316	MIDTOWN PERSONNEL, INC.	Temporary Personnel	12 Months	Yes	Yes (4 12 Month Options)		700	408	100	1030	AINTD	1031	HPTFID		362,695.00	(293,772.24)	68,922.76
2016	2016	POS32320	ATLANTIC GARDENS REDEVELOPMENT	Affordable Housing/Community Facility Financing	Grant Agreement Term	No	No	John Lesittian	700	524	300	2010	PINTD	2011	HPTFID		1,064,765.30	0.00	1,064,765.30
2016	2016	POS32619	DOCUMENT SYSTEMS INC	Scanning Services	12 Months	Yes	Yes (4 12 Month Options)	LaVerne Law	700	408	100	1030	AINTD	1031	HPTFID		240,000.00	(121,369.52)	118,630.48
2016	2016	POS32679	VOICES OF MADISON COOPERATIVE	Affordable Housing/Community Facility Financing	Grant Agreement Term	No	No	John Lesittian	700	524	300	2010	PINTD	2011	HPTFID		125,350.00	0.00	125,350.00
2016	2016	POS32695	SORG AND ASSOC., P.C.	Architectural and Engineering Design Services	12 Months	Yes	No	Karanja Slaughter	610	506	300	4120	PUNFD	4121			78,485.15	0.00	78,485.15
2016	2016	POS32978	RAP, INC.	Affordable Housing/Community Facility Financing	Grant Agreement Term	No	No	John Lesittian	700	524	300	2010	PINTD	2011	HPTFID		754,053.31	(380,208.00)	373,845.31
2016	2016	POS32979	TAKOMA SPRING PLACE LIMITED PA	Affordable Housing/Community Facility Financing	Grant Agreement Term	No	No	John Lesittian	700	524	300	2010	PINTD	2011	HPTFID		460,872.26	0.00	460,872.26
2016	2016	POS32980	6925 GEORGIA AVENUE LLC	Affordable Housing/Community Facility Financing	Grant Agreement Term	No	No	John Lesittian	700	524	300	2010	PINTD	2011	HPTFID		1,283,244.37	(1,280,774.37)	2,470.00
2016	2016	POS32983	SCATTERED SITE II LLC	Affordable Housing/Community Facility Financing	Grant Agreement Term	No	No	John Lesittian	700	524	300	2010	PINTD	2011	HPTFID		1,987,883.24	0.00	1,987,883.24
2016	2016	POS33075	VISTA MANAGEMENT CORPORATION	Property management	12 Months	Yes	Yes (4 12 Month Options)	Jose Nunez	700	409	300	2010	PINTD	2011	HPTFID		94,600.00	(34,400.00)	60,200.00
2016	2016	POS33076	AMERINATIONAL COMMUNITY SVC.	Loan Services	12 Months	Yes	Yes (4 12 Month Options)	Robert Hayden	8201	409	300	4510	PCDBG	4511		00CDBG	1,250,000.00	(200,731.40)	1,049,268.60
2016	2016	POS33099	TAX CREDIT ASSET MANAGEMENT	Tax Asset management	12 Months	Yes	Yes (4 12 Month Options)	Vonda Orders	700	408	100	4510	AINTD	4511	HPTFID		500,000.00	0.00	500,000.00
2016	2016	POS33099	TAX CREDIT ASSET MANAGEMENT	Tax Asset management	12 Months	Yes	Yes (4 12 Month Options)	Vonda Orders	700	409	300	4510	PINTD	4511	HPTFID		698,000.00	0.00	698,000.00
2016	2016	POS33106	CIGD PARKSIDE 7 LLC	Affordable Housing/Community Facility Financing	Grant Agreement Term	No	No	John Lesittian	700	524	300	2010	PINTD	2011	HPTFID		2,121,692.77	0.00	2,121,692.77
2016	2016	POS33107	ISRAEL MANOR	Affordable Housing/Community Facility Financing	Grant Agreement Term	No	No	John Lesittian	700	524	300	2010	PINTD	2011	HPTFID		157,293.69	0.00	157,293.69
2016	2016	POS33108	MAYA ANGELOU COOPERATIVE, INC.	Affordable Housing/Community Facility Financing	Grant Agreement Term	No	No	John Lesittian	700	524	300	2010	PINTD	2011	HPTFID		19,110.22	0.00	19,110.22

2016	2016	POS33109	GREATER WASH. URBAN LEAGUE	Housing Counseling/Small Business/Façade Improvement Services	Grant Agreement Term	No	No	Ed Davis	8201	506	300	3030	PCDBG	3031		00CDBG	5,000,000.00	(1,048,736.53)	3,951,263.47
2016	2016	POS33110	NSV MIRIAM'S HOUSE, LLC	Affordable Housing/Community Facility Financing	Grant Agreement Term	No	No	John Lestitian	700	524	300	2010	PINTD	2011	HPTFID		575,119.00	(557,210.70)	17,908.30
2016	2016	POS33113	1919 CALVERT STREET LLC	Affordable Housing/Community Facility Financing	Grant Agreement Term	No	No	John Lestitian	700	524	300	2010	PINTD	2011	HPTFID		146,655.80	0.00	146,655.80
2016	2016	POS33114	SAVANNAH PARK HOUSING LIMITED	Affordable Housing/Community Facility Financing	Grant Agreement Term	No	No	John Lestitian	700	524	300	2010	PINTD	2011	HPTFID		119,858.13	0.00	119,858.13
2016	2016	POS33115	RIVER EAST AT ANACOSTIA, LLC	Affordable Housing/Community Facility Financing	Grant Agreement Term	No	No	John Lestitian	700	524	300	2010	PINTD	2011	HPTFID		1,810,328.94	(1,148,217.79)	662,111.15
2016	2016	POS33116	TRANSITIONAL HOUSING CORPORATI	Affordable Housing/Community Facility Financing	Grant Agreement Term	No	No	John Lestitian	700	524	300	2010	PINTD	2011	HPTFID		62,506.44	(10,820.00)	51,686.44
2016	2016	POS33117	1417 N ST NW COOPERATIVE	Affordable Housing/Community Facility Financing	Grant Agreement Term	No	No	John Lestitian	700	524	300	2010	PINTD	2011	HPTFID		293,250.00	(88,377.00)	204,873.00
2016	2016	POS33121	PLEASANT PARK COOPERATIVE, INC	Affordable Housing/Community Facility Financing	Grant Agreement Term	No	No	John Lestitian	8202	524	300	2010	PHOME	2011		00HOME	4,101,518.76	(1,594,238.87)	2,507,279.89
2016	2016	POS33193	OPEN ARMS HOUSING INC.	Affordable Housing/Community Facility Financing	Grant Agreement Term	No	No	John Lestitian	700	524	300	2010	PINTD	2011	HPTFID		64,337.37	0.00	64,337.37
2016	2016	POS33194	POLLIN MEMORIAL COMM DEV LLC	Affordable Housing/Community Facility Financing	Grant Agreement Term	No	No	John Lestitian	700	506	300	2010	PINTD	2011	HPTFID		27,898.70	0.00	27,898.70
2016	2016	POS33195	POLLIN MEMORIAL COMM DEV LLC	Affordable Housing/Community Facility Financing	Grant Agreement Term	No	No	John Lestitian	700	524	300	2010	PINTD	2011	HPTFID		92,239.00	0.00	92,239.00
2016	2016	POS33197	22 ATLANTIC STREET COOP XEROX STATE & LOCAL SOLUTIONS	Affordable Housing/Community Facility Financing	Grant Agreement Term	No	No	John Lestitian	700	524	300	2010	PINTD	2011	HPTFID		1,449,841.00	0.00	1,449,841.00
2016	2016	POS33222		Copier Lease	12 Months	Yes	Yes (4 12 Month Options)	LaVerne Law	100	702	100	1030	AGENF	1031			75,000.00	0.00	75,000.00
2016	2016	POS33328	KARA HOUSE COOPERATIVE	Affordable Housing/Community Facility Financing	Grant Agreement Term	No	No	John Lestitian	700	524	300	2010	PINTD	2011	HPTFID		1,451,564.00	(44,180.77)	1,407,383.23
2016	2016	POS33329	2321 4TH STREET LLC	Affordable Housing/Community Facility Financing	Grant Agreement Term	No	No	John Lestitian	700	524	300	2010	PINTD	2011	HPTFID		506,159.53	0.00	506,159.53
2016	2016	POS33330	ISRAEL MANOR	Affordable Housing/Community Facility Financing	Grant Agreement Term	No	No	John Lestitian	8201	524	300	2010	PCDBG	C1868		00CDBG	47,739.00	0.00	47,739.00
2016	2016	POS33331	VESTA DC III LLC	Affordable Housing/Community Facility Financing	Grant Agreement Term	No	No	John Lestitian	700	524	300	2010	PINTD	2011	HPTFID		314,311.49	(49,311.49)	265,000.00
2016	2016	POS33332	HOLY COMFORTER ST-CYPRIAN	Affordable Housing/Community Facility Financing	Grant Agreement Term	No	No	John Lestitian	8201	524	300	2010	PCDBG	2011		00CDBG	281,433.29	0.00	281,433.29
2016	2016	POS33333	HOLY COMFORTER ST-CYPRIAN	Affordable Housing/Community Facility Financing	Grant Agreement Term	No	No	John Lestitian	8201	524	300	2010	PCDBG	2011		00CDBG	2,162,472.06	(329,783.00)	1,832,689.06
2016	2016	POS33334	2228 MLK LLC	Affordable Housing/Community Facility Financing	Grant Agreement Term	No	No	John Lestitian	700	524	300	2010	PINTD	2011	HPTFID		96,366.83	0.00	96,366.83
2016	2016	POS33360	DAILY WASHINGTON LAW REPORTER	Publications	12 Months	No	No	Karanja Slaughter	610	409	300	4140	PUNFD	4141			5,000.00	0.00	5,000.00
2016	2016	POS33446	TRANSUNION	Affordable Housing/Community Facility Financing	Grant Agreement Term	No	No	John Lestitian	700	506	300	3060	PINTD	3061	HPTFID		2,769.26	(250.31)	2,518.95
2016	2016	POS33447	HOUSING COUNSELING SERVICES, I	Housing Counseling/Small Business/Façade Improvement Services	Grant Agreement Term	No	No	Ed Davis	100	506	300	3020	PGENF	3021			161,398.60	0.00	161,398.60
2016	2016	POS33499	GREATER WASH. URBAN LEAGUE	Housing Counseling/Small Business/Façade Improvement Services	Grant Agreement Term	No	No	Ed Davis	100	506	100	3040	AGENF	3041			480,000.00	(115,750.00)	364,250.00
2016	2016	POS33499	GREATER WASH. URBAN LEAGUE	Housing Counseling/Small Business/Façade Improvement Services	Grant Agreement Term	No	No	Ed Davis	100	506	300	3040	PGENF	3041			480,000.00	(115,750.00)	364,250.00
2016	2016	POS33500	GREATER WASH. URBAN LEAGUE	Housing Counseling/Small Business/Façade Improvement Services	Grant Agreement Term	No	No	Ed Davis	100	506	300	3030	PGENF	3031			2,434,150.81	(1,200,388.83)	1,233,761.98
2016	2016	POS33500	GREATER WASH. URBAN LEAGUE	Housing Counseling/Small Business/Façade Improvement Services	Grant Agreement Term	No	No	Ed Davis	100	506	3000	3030	3000X	3031			1,000,000.00	(493,144.78)	506,855.22
2016	2016	POS33653	ANSWER TITLE AND ESCROW LLC	Property Appraisal	12 Months	Yes	No	Karanja Slaughter	610	409	300	4140	PUNFD	4141			5,950.00	0.00	5,950.00
2016	2016	POS33687	1417 N ST NW COOPERATIVE	Affordable Housing/Community Facility Financing	Grant Agreement Term	No	No	John Lestitian	700	524	300	2010	PINTD	2011	HPTFID		52,143.64	0.00	52,143.64
2016	2016	POS33688	DIX STREET GATEWAY	Affordable Housing/Community Facility Financing	Grant Agreement Term	No	No	John Lestitian	700	524	300	2010	PINTD	2011	HPTFID		186,804.59	0.00	186,804.59
2016	2016	POS33940	ANSWER TITLE AND ESCROW LLC	Due Diligence, Litigation Support, and Settlement Services	12 Months	Yes	Yes (4 12 Month Options)	Karanja Slaughter	610	409	300	4130	PUNFD	4131			300,000.00	0.00	300,000.00
2016	2016	POS34224	ANACOSTIA MANAGEMENT COMPANY	Affordable Housing/Community Facility Financing	Grant Agreement Term	No	No	John Lestitian	700	408	100	1030	AINTD	1031	HPTFID		100,000.00	(2,491.23)	97,508.77
2016	2016	POS34746	4000 BENNING ROAD LLC	Affordable Housing/Community Facility Financing	Grant Agreement Term	No	No	John Lestitian	700	524	300	2010	PINTD	2011	HPTFID		7,173,603.00	(3,770,150.93)	3,403,452.07
2016	2016	POS34748	ALTERNATIVES RENEWABLE SOLUTIONS	Affordable Housing/Community Facility Financing	Grant Agreement Term	No	No	John Lestitian	700	506	300	3060	PINTD	3061	HPTFID		40,682.24	0.00	40,682.24

2016	2016	POS34929	WALTER BARROW	Housing Counseling/Small Businesses/Façade Improvement Services	Grant Agreement Term	No	No	Ed Davis	700	506	300	3060	PINTD	3061	HPTFID	16,453.80	0.00	16,453.80
2016	2016	POS34930	ARCHER PARK LP	Affordable Housing/Community Facility Financing	Grant Agreement Term	No	No	John Lestitian	700	524	300	2010	PINTD	2011	HPTFID	7,239,000.00	0.00	7,239,000.00
2016	2016	POS34984	PITNEY BOWES GLOBAL FINANCIA	Postage Meter Lease	12 Months	No	Yes (4 12 Month Options)	LaVerne Law	700	201	100	1030	AINTD	1031	HPTFID	9,463.00	0.00	9,463.00
2016	2016	POS34984	PITNEY BOWES GLOBAL FINANCIA	Postage Meter Lease	12 Months	No	Yes (4 12 Month Options)	LaVerne Law	700	702	100	1030	AINTD	1031	HPTFID	12,346.53	0.00	12,346.53
2016	2016	POS35068	PROTIVITI GOVERNMENT SERVICES,	Law Personnel Services	12 Months	Yes	No	Vonda Orders	700	408	100	1030	AINTD	1031	HPTFID	127,900.00	(31,704.48)	96,195.52
2016	2016	POS35069	NEAL R GROSS & CO INC	Transcription Services	12 Months	Yes	No	LaVerne Law	700	408	100	1080	AINTD	1081	HPTFID	12,000.00	(518.40)	11,481.60
2016	2016	POS35076	WALTER BARROW	Housing Counseling/Small Businesses/Façade Improvement Services	Grant Agreement Term	No	No	Ed Davis	700	506	300	3060	PINTD	3061	HPTFID	23,462.10	0.00	23,462.10
2016	2016	POS35321	EMORY BEACON OF LIGHT, INC.	Housing Counseling/Small Businesses/Façade Improvement Services	Grant Agreement Term	No	No	Ed Davis	8201	506	300	3010	PCDBG	C2242	00CDBG	0.00	0.00	0.00
2016	2016	POS35321	EMORY BEACON OF LIGHT, INC.	Housing Counseling/Small Businesses/Façade Improvement Services	Grant Agreement Term	No	No	Ed Davis	8201	506	300	3015	PCDBG	D2242	00CDBG	50,000.00	(12,302.40)	37,697.60
2016	2016	POS35323	GREATER HEIGHTS REMODELERS, INC	Affordable Housing/Community Facility Financing	Grant Agreement Term	No	No	John Lestitian	700	506	300	3060	PINTD	3061	HPTFID	40,870.50	0.00	40,870.50
2016	2016	POS35324	WALTER BARROW	Housing Counseling/Small Businesses/Façade Improvement Services	Grant Agreement Term	No	No	Ed Davis	700	506	300	3060	PINTD	3061	HPTFID	14,907.83	0.00	14,907.83
2016	2016	POS35324	WALTER BARROW	Housing Counseling/Small Businesses/Façade Improvement Services	Grant Agreement Term	No	No	Ed Davis	700	524	300	3060	PINTD	3061	HPTFID	45,668.98	0.00	45,668.98
2016	2016	POS35404	ANACOSTIA ECONOMIC DEVELOPMENT	Housing Counseling/Small Businesses/Façade Improvement Services	Grant Agreement Term	No	No	Ed Davis	8201	506	300	3010	PCDBG	C2239	00CDBG	0.00	0.00	0.00
2016	2016	POS35404	ANACOSTIA ECONOMIC DEVELOPMENT	Housing Counseling/Small Businesses/Façade Improvement Services	Grant Agreement Term	No	No	Ed Davis	8201	506	300	3015	PCDBG	D2239	00CDBG	170,000.00	(45,229.16)	124,770.84
2016	2016	POS35405	ARCH DEVELOPMENT CORPORATION	Housing Counseling/Small Businesses/Façade Improvement Services	Grant Agreement Term	No	No	Ed Davis	8201	506	300	3010	PCDBG	C2240	00CDBG	0.00	0.00	0.00
2016	2016	POS35405	ARCH DEVELOPMENT CORPORATION	Housing Counseling/Small Businesses/Façade Improvement Services	Grant Agreement Term	No	No	Ed Davis	8201	506	300	3015	PCDBG	D2240	00CDBG	320,830.00	(54,346.76)	266,483.24
2016	2016	POS35406	CONGRESS HEIGHTS TRAINING	Housing Counseling/Small Businesses/Façade Improvement Services	Grant Agreement Term	No	No	Ed Davis	8201	506	300	3010	PCDBG	C2243	00CDBG	0.00	0.00	0.00
2016	2016	POS35406	CONGRESS HEIGHTS TRAINING	Housing Counseling/Small Businesses/Façade Improvement Services	Grant Agreement Term	No	No	Ed Davis	8201	506	300	3015	PCDBG	D2243	00CDBG	205,000.00	0.00	205,000.00
2016	2016	POS35576	INSTITUTE OF URBAN LIVING	Affordable Housing/Community Facility Financing	Grant Agreement Term	No	No	John Lestitian	700	524	300	2010	PINTD	2011	HPTFID	74,999.00	0.00	74,999.00
2016	2016	POS35577	6925 GEORGIA AVENUE LLC	Affordable Housing/Community Facility Financing	Grant Agreement Term	No	No	John Lestitian	8202	524	300	2010	PHOME	2011	00HOME	206,346.72	(101,839.72)	104,507.00
2016	2016	POS35693	2620 BOWEN LLC	Affordable Housing/Community Facility Financing	Grant Agreement Term	No	No	John Lestitian	8202	524	300	2010	PHOME	2011	00HOME	4,380,685.00	0.00	4,380,685.00
2016	2016	POS35694	UNIVERSITY LEGAL SERVICES	Housing Counseling/Small Businesses/Façade Improvement Services	Grant Agreement Term	No	No	Ed Davis	8201	506	300	3010	PCDBG	C2241	00CDBG	1,450,000.00	(363,728.88)	1,086,271.12
2016	2016	POS35695	LATINO ECONOMIC DVLPMT CORP	Housing Counseling/Small Businesses/Façade Improvement Services	Grant Agreement Term	No	No	Ed Davis	8201	506	300	3015	PCDBG	D2244	00CDBG	385,343.00	(56,815.26)	328,527.74
2016	2016	POS35962	H STREET COMMUNITY DEVELO	Affordable Housing/Community Facility Financing	Grant Agreement Term	No	No	John Lestitian	700	506	300	2010	PINTD	2011	HPTFID	500,000.00	0.00	500,000.00
2016	2016	POS35965	LATINO ECONOMIC DVLPMT CORP	Housing Counseling/Small Businesses/Façade Improvement Services	Grant Agreement Term	No	No	Ed Davis	8201	506	300	3010	PCDBG	C2245	00CDBG	604,675.00	(84,656.04)	520,018.96
2016	2016	POS36073	LYDIA'S HOUSE	Housing Counseling/Small Businesses/Façade Improvement Services	Grant Agreement Term	No	No	Ed Davis	8201	506	300	3010	PCDBG	C2254	00CDBG	389,410.00	(97,458.04)	291,951.96
2016	2016	POS36074	WASHINGTON DC FASHION FDN	Affordable Housing/Community Facility Financing	Grant Agreement Term	No	No	John Lestitian	8201	506	300	3015	PCDBG	C2257	00CDBG	145,750.00	(45,966.60)	99,783.40
2016	2016	POS36075	MARSHALL HEIGHTS COMMUNITY	Housing Counseling/Small Businesses/Façade Improvement Services	Grant Agreement Term	No	No	Ed Davis	8201	506	300	3010	PCDBG	C2256	00CDBG	65,000.00	(13,987.43)	51,012.57
2016	2016	POS36076	GREATER WASHINGTON HISPANIC	Housing Counseling/Small Businesses/Façade Improvement Services	Grant Agreement Term	No	No	Ed Davis	8201	506	300	3015	PCDBG	C2253	00CDBG	180,000.00	(18,062.05)	161,937.95
2016	2016	POS36077	FRIENDS OF RHODE ISLAND AVE NE	Housing Counseling/Small Businesses/Façade Improvement Services	Grant Agreement Term	No	No	Ed Davis	8201	506	300	3015	PCDBG	C2255	00CDBG	70,000.00	0.00	70,000.00
2016	2016	POS36199	NBC UNIVERSAL, INC.	Advertising	Advertising Run Term	No	No	Pamela Hillsman	700	408	100	1080	AINTD	1080	HPTFID	25,000.00	0.00	25,000.00
2016	2016	POS36240	LEGAL COUNSEL FOR THE ELDERLY	Housing Counseling/Small Businesses/Façade Improvement Services	Grant Agreement Term	No	No	Ed Davis	8201	506	300	3010	PCDBG	C2252	00CDBG	250,000.00	0.00	250,000.00
2016	2016	POS36380	URBAN VENTURES	Underwriting Services	12 Months	Yes	Yes (4 12 Month Options)	Karanja Slaughter	700	409	300	4120	PINTD	4121	HPTFID	144,915.00	0.00	144,915.00
2016	2016	POS36475	I S ENTERPRISES INC	Housing Counseling/Small Businesses/Façade Improvement Services	Grant Agreement Term	No	No	Ed Davis	700	506	300	3060	PINTD	3061	HPTFID	8,265.00	0.00	8,265.00
2016	2016	POS36477	FOUR SEASONS HOME IMPROVEMENT	Affordable Housing/Community Facility Financing	Grant Agreement Term	No	No	John Lestitian	700	506	300	3060	PINTD	3061	HPTFID	13,431.00	0.00	13,431.00

2016	2016	POS36480	CLARKSON SYSTEMS & ANALYSIS	Affordable Housing/Community Facility Financing	Grant Agreement Term	No	No	John Lestitian	700	506	300	3060	PINTD	3061	HPTFID		6,955.00	0.00	6,955.00
2016	2016	POS36533	HOUSING COUNSELING SERVICES, I	Housing Counseling/Small Business/Façade Improvement Services	Grant Agreement Term	No	No	Ed Davis	8201	506	300	3010	PCDBG	C2259		00CDBG	1,386,735.00	(304,009.41)	1,082,725.59
2016	2016	POS36540	MANNA INC	Housing Counseling/Small Business/Façade Improvement Services	Grant Agreement Term	No	No	Ed Davis	8201	506	300	3010	PCDBG	C2258		00CDBG	120,000.00	(27,187.42)	92,812.58
2016	2016	POS36654	TIDEWATER, INC.	Housing Counseling/Small Business/Façade Improvement Services	Grant Agreement Term	No	No	Ed Davis	8200	409	300	3050	3050X	3051		00LEAD	45,000.00	0.00	45,000.00
2016	2016	POS36655	CLARKSON SYSTEMS & ANALYSIS	Affordable Housing/Community Facility Financing	Grant Agreement Term	No	No	John Lestitian	8200	409	300	3050	X3050	3051		00LEAD	25,000.00	0.00	25,000.00
2016	2016	POS36863	WASHINGTON AREA COMMUNITY	Housing Counseling/Small Business/Façade Improvement Services	Grant Agreement Term	No	No	Ed Davis	8201	506	300	3015	PCDBG	C2262		00CDBG	400,840.00	0.00	400,840.00
2016	2016	POS36908	ATLANTIC TERRACE LIMITED PARTN	Affordable Housing/Community Facility Financing	Grant Agreement Term	No	No	John Lestitian	700	524	300	2010	PINTD	2011	HPTFID		1,520,248.00	0.00	1,520,248.00
2016	2016	POS36909	GREATER WASH URBAN LEAGUE	Affordable Housing/Community Facility Financing	Grant Agreement Term	No	No	John Lestitian	8201	506	300	3010	PCDBG	C2261		00CDBG	125,000.00	0.00	125,000.00
2016	2016	POS36937	GREATER HEIGHTS REMODELERS, INC	Affordable Housing/Community Facility Financing	Grant Agreement Term	No	No	John Lestitian	700	506	300	3060	PINTD	3061	HPTFID		14,712.50	0.00	14,712.50
2016	2016	POS36960	ARCH DEVELOPMENT CORPORATION	Housing Counseling/Small Business/Façade Improvement Services	Grant Agreement Term	No	No	Ed Davis	100	506	300	3020	PGENF	3021			250,000.00	0.00	250,000.00
2016	2016	POS37150	THE LUZON COOPERATIVE @6323	Affordable Housing/Community Facility Financing	Grant Agreement Term	No	No	John Lestitian	700	524	300	2010	PINTD	2011	HPTFID		5,146,754.00	(4,619,980.54)	526,773.46
2016	2016	POS37374	PHYLLIS WHEATLEY YMCA INC	Affordable Housing/Community Facility Financing	Grant Agreement Term	No	No	John Lestitian	700	506	300	2010	PINTD	2011	HPTFID		2,188,000.00	0.00	2,188,000.00
2016	2016	POS37375	BREATHE DC INC.	Affordable Housing/Community Facility Financing	Grant Agreement Term	No	No	John Lestitian	8200	506	300	3050	3050X	3051		00LEAD	10,000.00	0.00	10,000.00
2016	2016	POS37484	HOUSING AND DEVELOPMENT SERVIC	Affordable Housing/Community Facility Financing	Grant Agreement Term	No	No	John Lestitian	700	408	100	1040	AINTD	1041	HPTFID		31,500.00	0.00	31,500.00
2016	2016	POS37485	LEXISNEXIS RISK SOLUTIONS FL	Web License Subscription	12 Months	No	No	LaVerne Law	700	408	100	1050	AINTD	1051	HPTFID		23,688.00	0.00	23,688.00
2016	2016	POS37526	BARLEE COOPERATIVE ASSOCIATION	Affordable Housing/Community Facility Financing	Grant Agreement Term	No	No	John Lestitian	700	524	300	2010	PINTD	2011	HPTFID		3,677,522.00	(3,319,888.00)	357,634.00
2016	2016	POS37568	CORNERSTONE COMMUNITY DC, INC.	Affordable Housing/Community Facility Financing	Grant Agreement Term	No	No	John Lestitian	700	524	300	2010	PINTD	2011	HPTFID		435,410.00	(113,887.38)	321,522.62
2016	2016	POS37605	FOUR SEASONS HOME IMPROVEMENT	Affordable Housing/Community Facility Financing	Grant Agreement Term	No	No	John Lestitian	700	506	300	3060	PINTD	3061	HPTFID		16,823.00	0.00	16,823.00
2016	2016	POS37607	NSV RESIDENTIAL LLC	Affordable Housing/Community Facility Financing	Grant Agreement Term	No	No	John Lestitian	8201	524	300	2010	PCDBG	2011		00CDBG	2,483,222.00	0.00	2,483,222.00
2016	2016	POS37609	I S ENTERPRISES INC	Housing Counseling/Small Business/Façade Improvement Services	Grant Agreement Term	No	No	Ed Davis	8200	506	300	3050	3050X	3051		00LEAD	15,098.30	0.00	15,098.30
2016	2016	POS37612	DEANWOOD HEIGHTS MAIN STREETS	Housing Counseling/Small Business/Façade Improvement Services	Grant Agreement Term	No	No	Ed Davis	100	506	300	3020	PGENF	3021			17,281.00	0.00	17,281.00
2016	2016	POS37614	I S ENTERPRISES INC	Housing Counseling/Small Business/Façade Improvement Services	Grant Agreement Term	No	No	Ed Davis	700	506	300	3060	PINTD	3061	HPTFID		15,000.00	0.00	15,000.00
2016	2016	POS37615	CLARKSON SYSTEMS & ANALYSIS	Affordable Housing/Community Facility Financing	Grant Agreement Term	No	No	John Lestitian	700	506	300	3060	PINTD	3061	HPTFID		16,500.00	0.00	16,500.00
2016	2016	POS37616	HAS CONSTRUCTION, LLC	Affordable Housing/Community Facility Financing	Grant Agreement Term	No	No	John Lestitian	700	506	300	3060	PINTD	3061	HPTFID		16,200.00	0.00	16,200.00
2016	2016	POS37617	ARC ENVIRONMENTAL, INC.	Affordable Housing/Community Facility Financing	Grant Agreement Term	No	No	John Lestitian	8200	506	300	3050	3050X	3051		00LEAD	550.00	0.00	550.00
2016	2016	POS37619	ARC ENVIRONMENTAL, INC.	Affordable Housing/Community Facility Financing	Grant Agreement Term	No	No	John Lestitian	8200	506	300	3050	3050X	3051		00LEAD	550.00	0.00	550.00
2016	2016	POS37739	PARKWAY OVERLOOK LP	Affordable Housing/Community Facility Financing	Grant Agreement Term	No	No	John Lestitian	700	524	300	2010	PINTD	2011	HPTFID		750,000.00	0.00	750,000.00
2016	2016	POS37740	HAS CONSTRUCTION, LLC	Affordable Housing/Community Facility Financing	Grant Agreement Term	No	No	John Lestitian	700	506	300	3060	PINTD	3061	HPTFID		59,805.00	0.00	59,805.00
2016	2016	POS37741	ANACOSTIA ECONOMIC DEVELOPMENT	Housing Counseling/Small Business/Façade Improvement Services	Grant Agreement Term	No	No	Ed Davis	100	506	300	3020	PGENF	3021			130,000.00	0.00	130,000.00
2016	2016	POS37759	BARRACKS ROW MAINSTREET DC GENERAL CONSTRUCTION INC	Housing Counseling/Small Business/Façade Improvement Services	Grant Agreement Term	No	No	Ed Davis	8201	506	300	3020	PCDBG	C2152		00CDBG	750,000.00	0.00	750,000.00
2016	2016	POS38012	CORPORATE SYSTEMS RESOURCES	General Construction	12 Months	Yes	No	Jose Nunez	700	409	300	2010	PINTD	2011	HPTFID		315,000.00	0.00	315,000.00
2016	2016	POS38014	THE HAMILTON GROUP	Printer, Scanner Supplies	12 Months	Yes	No	LaVerne Law	100	702	100	1040	AGENF	1041			3,340.00	0.00	3,340.00
2016	2016	POS38015	AMERICAN BUSINESS SUPPLIES NORTH CAPITOL PARTNERS, INC.	Printer, Scanner Supplies	12 Months	Yes	No	LaVerne Law	100	702	100	1040	AGENF	1041			3,450.00	0.00	3,450.00
2016	2016	POS38018	VETERANS CONTRACTOR ASSISTANCE	Moving and Labor Services	12 Months	Yes	No	LaVerne Law	100	201	100	1030	AGENF	1031			5,323.30	0.00	5,323.30
2016	2016	POS38019	VETERANS CONTRACTOR ASSISTANCE	Housing Counseling/Small Business/Façade Improvement Services	Grant Agreement Term	No	No	Ed Davis	8202	408	100	1030	AHOME	1031		00HOME	20,000.00	0.00	20,000.00
2016	2016	POS38095	VETERANS CONTRACTOR ASSISTANCE	Housing Counseling/Small Business/Façade Improvement Services	Grant Agreement Term	No	No	Ed Davis	700	506	300	3050	PINTD	3051	HPTFID	00HPTF	50,719.60	0.00	50,719.60

2016	2016	PO538103	I S ENTERPRISES INC	Housing Counseling/Small Business/Façade Improvement Services	Grant Agreement Term	No	No	Ed Davis	700	506	300	3050	PINTD	3051	HPTFID		19,940.00	0.00	19,940.00
2016	2016	PO538104	I S ENTERPRISES INC	Housing Counseling/Small Business/Façade Improvement Services	Grant Agreement Term	No	No	Ed Davis	700	506	300	3050	PINTD	3051	HPTFID		44,095.00	0.00	44,095.00
2016	2016	PO538378	VETERANS CONTRACTOR ASSISTANCE	Housing Counseling/Small Business/Façade Improvement Services	Grant Agreement Term	No	No	Ed Davis	700	506	300	3050	PINTD	3051	HPTFID		31,853.80	0.00	31,853.80
2016	2016	PO538379	VETERANS CONTRACTOR ASSISTANCE	Housing Counseling/Small Business/Façade Improvement Services	Grant Agreement Term	No	No	Ed Davis	8200	506	300	3050	3050X	3051		00LEAD	18,748.06	0.00	18,748.06
2016	2016	PO538380	ARC ENVIRONMENTAL, INC.						8200	506	300	3050	3050X	3051		00LEAD	550.00	0.00	550.00
2016	2016	PO538388	CARLETON WASHINGTON	Vacancy Inspector	Grant Agreement Term	No	No	Lauren pair	100	409	300	8140	PGENF	8141			5,000.00	0.00	5,000.00
2016	2016	PO538430	VETERANS CONTRACTOR ASSISTANCE	Housing Counseling/Small Business/Façade Improvement Services	Grant Agreement Term	No	No	Ed Davis	700	506	300	3050	PINTD	3051	HPTFID		28,491.76	0.00	28,491.76
2016	2016	PO538431	R.O MC MILLAN & ASSOCIATES, LLC	Housing Counseling/Small Business/Façade Improvement Services	Grant Agreement Term	No	No	Ed Davis	700	506	300	3050	PINTD	3051	HPTFID		28,754.60	0.00	28,754.60
2016	2016	PO538432	R.O MC MILLAN & ASSOCIATES, LLC	Housing Counseling/Small Business/Façade Improvement Services	Grant Agreement Term	No	No	Ed Davis	700	506	300	3050	PINTD	3051	HPTFID		42,819.33	0.00	42,819.33

Column: MOU-Services	Inter-Agency	Effective Date	Expiration Date	Total Amount of MOU	Funds Transmitted
1. Legal Services (2 Attorneys) to DHCD/Property Acquisition and Disposition Division.	Office of the Attorney General	October 1, 2015	September 30, 2017	\$257,498	Anticipate the Renewal for FY16
2. Amendment for HRA Office of Administrative Hearings (OAH) agrees to conduct hearings and make decisions/rulings on cases set forth in accordance with the terms outline with: Condominium Act and Conversion Act.	Office of the Administrative Hearings	October 1, 2015	September 30, 2016	\$4,000-per case Not to exceed \$20,000	Executed
3. Department of Human Resources will provide recruitment and staffing services; provide appropriate training for managers in performance management concepts and serves as a Human Resources Authority.	Department of Human Resources	October 1, 2014	September 30, 2016	\$40,000.00	Anticipate the Renewal for FY16
4. University of the District of Columbia/Architectural Research Institute (UDC/ARI) Participate in pre-construction conferences for work approved by PADD. Monitor and inspect the work performed by developers and contractors.	University of District of Columbia, ARI	January 1, 2015	September 31, 2016	\$350,000.00	Executed
5. Mayor's Office on Asian and Pacific Islander Affairs to provide community education and outreach on DHCD's programs and services to limited or non-English proficient District Residents.	Mayor's Office on Asian and Pacific Islander Affairs	September 30, 2015	September 30, 2016	\$106,000.00	Executed
6. Housing Authority Services for maintenance, demolition, and stabilization of PADD properties.	DC Housing Authority and DC Housing Enterprise	October 1, 2015	September 30, 2016	\$850,000.00	Anticipate the Renewal for FY16
7. Housing Authority Services for demolition and stabilization services on certain DHCD's vacant properties.	DC Housing Authority	October 1, 2015	September 30, 2016	\$880,000.00	Anticipate the Renewal for FY16
8. Housing Finance Agency has limited authority to underwrite projects eligible to receive LIHTCs at Four Percent Credits (4%)	Housing Finance Agency	May 1, 2015	September 30, 2019	4% Tax Credits	Agency receives the 4% Tax Credits
9. The Interagency Council on Homelessness (ICH) made a commitment to develop and/or subsidize Two Thousand Five Hundred (2,500) units of permanent supportive housing by the end of 2018.	DHCD, DMH, DHS, DCHFA, DCHA	February 27, 2013	February 27, 2018	Agencies to combine resources to end Homelessness On going until 2018	Joint effort of resources and services

Column: MOU-Services	Inter-Agency	Effective Date	Expiration Date	Total Amount of MOU	Funds Transmitted
10. Second Amendment Interagency Agreement working together to increase permanent supportive housing options in the District for extremely low income people with disabilities. Proposed to construct and rehab three hundred (300) permanent housing units for mental health consumers.	The Inter-Agency Agreement with DHCD, DCHA, DHCF, DHS, DBH, DDS and DCOA/ADRC	June 6, 2014	June 6, 2019	\$5,643,715.74 transferred by Dept. of Behavioral Health	Executed
11. Modification for UDC Architectural Research Institute for services for the Single Family Residential Rehabilitation Program.	University of District of Columbia, ARI	October 14, 2015	September 30, 2016	Total cost for goods and services shall not exceed \$324,308.00	Anticipate the Renewal for FY16
12. Department of Transportation Citywide pavement Restoration	Dept. of Transportation	March 1, 2016	September 30, 2016	\$3,144,026.90	Anticipate the Renewal for FY16
13. 4th Amendment 454 N St. NW, construction and rehabilitation services for the property	DC Housing Authority	January 6, 2016	April 30, 2016	\$395,000.00	Executed
14. Department of Public Works Solid Waste transfer and Disposal Services. DHCD will be allow to haoul solid waste to DPW's facility	Department of Public Works			\$5,000.00	Anticipate the Renewal for FY16

Electronic Databases Utilized by the Agency

Since 2000, the Department has used software developed by Housing Development Software (HDS) as its enterprise database application. Below is a brief description of the features and functionality of the various modules currently in use (and planned) at the agency.

Software Features/Functions of Modules in Use & Planned

In Use			
System Name	Description	Age	Users
Funds Management System Module: <i>Project and Activity Tracking</i>	Allows the agency to collect all project and activity detail data related to various grant programs. The module provides an array of Management and Workflow tools as well as Stages, Outcome Training, and Detail Training of Programs including: CDBG, CDBG-R, NSP, HOME, HOPWA, ESG, TCAP, HPRP, and other agency grant programs. Additional functionality includes: application documents attached, picture tracking and more.	2000 Periodic system upgrades occur through routine maintenance cycles	Agency Staff only
Module: <i>Funds Management Allocation</i>	Allows the agency to allocate and sub-allocate program funding based on source and year. Within Allocation, the agency can see various views of how the funds are allocated, based on particular funds setups.	2000 Periodic system upgrades occur through routine maintenance cycles	Agency Staff only

Module: <i>Funds Management Accounting</i>	Module is used for the management and review of the agency's funding request. In this module agency users can review and approve expenditures, request funds, receive funds and process payments.	2000 Periodic system upgrades occur through routing maintenance cycles	Agency Staff only
System Name	Description	Age	Users
Web Compliance Management System	WCMS allows property managers to login on the Web and enter required data for compliance and other reporting on the projects, buildings, tenants and units. In addition, the HDS Web Asset Management gives external users the ability to submit data related to the financial statements via the Web. This information is fed into the Windows-based Asset Management module for reporting on the Statements of Operations, Cash Flow, and Financial Position.	2009	Property Management Companies will have web access to this once the system is fully implemented
Planned Implementations			
The HDS Multifamily Management Suite	HDS Multifamily Management Suite provides a complete management, compliance, tracking, and reporting solution for an agency's affordable housing programs such as LIHTC, HOME, Housing Trust		Agency Staff

	Fund, Tax-Exempt Bonds, unique state funding, and much more.		
Single Family Management System	The agency's has the ability to track our fund allocations and to administer programs such as MRB Program, HOME, First Time Home Buyer, Rehabilitation and more. The system also provides functionality which will allow the agency to perform functions such as loan compliance, loan origination, loan closing, and stage tracking and exceptions.		Agency Staff

QuickBase Application – DFD Pipeline

- The Development Finance Division’s Pipeline application tracks data and stores documents related to properties financed by DHCD. The application contains information on properties, projects, loans, grants, tax credit allocations, and units.
- A portion of the data is visible to the public, linked from the DHCD homepage. The primary users of the database are DHCD staff. Project managers enter and track information about their projects, and data and documents are shared across divisions. Senior staff monitor progress indicators and reports generated by the system that reflect the status of the pipeline. DHCD also shares reports and solicit input from other agencies on topics of common interest, for example, Permanent Supportive Housing.
- The District’s QuickBase license is managed by OCTO. It is web-based and is synced with the most up to date version of the system. DHCD created its DFD Pipeline application in FY13 and has continued to add content and structure since its inception. DHCD does not incur any direct costs associated with maintaining this database.

QuickBase Application - Payment Tracker

The DHCD QuickBase Payment Tracker application was developed to adhere to the Quick Payment Act requiring the District to pay vendors within 30 calendar days (excluding legal holidays) of receipt of a proper invoice. The payment tracker does not replace any system or processes that are currently in use. It is an automated workflow management system created to gauge the performance of DHCD’s adherence to the Quick Payment Act. The application

strengthens accountability by displaying information such as ***the number of days with a specific staff person, number of days in the agency, and the total time from receipt to disbursement.***

QuickBase Application – DFD Financing Application

- For the 2015 Affordable Housing RFP, DHCD created an online application system that allowed applicants to create and submit applications for affordable housing subsidies online. During the 2.5 month period when the RFP was open (July to October 2015), 61 applications were created and a total of 29 were submitted before the October 19th deadline. DFD staff and partner agencies reviewed all 29 applications online and made selection recommendations that resulted in 12 projects being selected for further underwriting, announced by the Mayor in January 2015.
- 487 users have access to the database. The vast majority of these users are in the role of “Applicant.” They can create applications for financing and view applications that they have been invited to contribute to. Most have simply registered in order to receive periodic updates from DHCD. Certain staff from DHCD and partner agencies have higher-level permissions that allow them to review submitted applications.
- DHCD plans to continue to use this online system to receive applications for future RFPs. Modifications and improvements will be made between each RFP cycle.

QuickBase Application – Key Performance Indicators

- At the end of FY15, DHCD created an internal Quickbase application to improve operations and create a more efficient means for tracking performance metrics required by the City Administrator. Prior to using a Quickbase application, one employee collected data and maintained the information in an excel spreadsheet.
- All senior leadership, policy staff, and staff responsible for data entry have access to the system.
- In the first few months of use, the application has helped DHCD streamline its KPI reporting, making inputting data more user-friendly and reviewing agency performance more accessible and transparent. Everyone at DHCD responsible for data reporting is able to view all indicators, performance progress, and notes pertaining to each measure. Another major advantage to the Application is its ability to quickly generate real-time reports and charts comparing the agency’s performance year after year.
- DHCD plans to continue to use this online system to track performance and plans to build off of and grow the application’s capability. One major advantage, which was not possible in Excel, is its ability to pull information from other Quickbase Applications (i.e. DFD’s pipeline application would automatically populate the key performance indicator application). This feature has not yet been developed; however, the Agency is currently exploring how to connect multiple Quickbase Applications to further increase reporting efficiency.

FY15 Closings

Project Name	Address	Ward	Projected or Actual Closing Date	Total Affordable Units	New or Rehabbed Units Only	Funding Sources	Total Loan Amount	Construction Status
Pre-Development Only (1 Project)								
Parkway Overlook	Robinson Pl SE	Ward 8	12-30-2014	222		HPTF	\$750,000	Pre-Development
TOT				222			\$750,000	
Acquisition Only (1 Project)								
Maya Angelou Cooperative	5100 Bass Pl SE	Ward 7	01-09-2015	9		HPTF	\$780,000	Pre-Development
TOT				9			\$780,000	
Acquisition and Pre-Development Only (1 Project)								
Kenyon House Family Cooperative, Inc.	660 Kenyon St NW	Ward 1	08-27-2015	8		HPTF	\$1,603,139	Under Construction
TOT				8			\$1,603,139	
New Construction (6 Projects)								
2321 4th Street, NE	2321 4th Street Northeast	Ward 5	10-21-2014	116	116	HPTF DBH	\$7,306,239	Under Construction
The Grove at Parkside	600 Kenilworth Terrace Northeast	Ward 7	12-23-2014	186	186	HPTF	\$12,800,000	Under Construction
Gainesville Court	1808 Gainesville Street Southeast	Ward 8	12-30-2014	19	19	HPTF	\$800,000	Under Construction
South Capitol Shopping Center Parking Garage	4001 South Capitol Street Southwest	Ward 8	03-27-2015		0	CDBG	\$970,755	Under Construction
Girard Street Community Partners	1545 Girard Street Northeast	Ward 5	04-29-2015	25	25	HOME	\$323,028	Under Construction
West End - Square 50	1211 23rd St NW	Ward 2	07-31-2015	55	55	HPTF	\$4,319,463	Under Construction
TOT				401	401		\$26,519,485	
Substantial Rehabilitation (12 Projects)								
Juniper Heights /7611 and 7701 Georgia Avenue, NW Tenants Association	7611 Georgia Ave NW	Ward 4	12-10-2014	81	81	HPTF	\$6,750,000	Completed
Owen House	1256 Owen Place Northeast	Ward 5	12-18-2014	4	4	HPTF DBH	\$673,258	Completed
Channel Square	325 P Street Southwest	Ward 6	01-27-2015	147	147	HPTF	\$7,400,000	Completed
Partner Arms I	935 Kennedy Street Northwest	Ward 4	03-31-2015	14	14	HPTF DBH	\$967,297	Under Construction
Pleasant Park Cooperative, Inc.	301 63rd Street Northeast	Ward 7	05-19-2015	60	60	HOME	\$6,095,040	Under Construction
Cornerstone Comm Supp Housing	4800 Arkansas Avenue Northwest	Ward 4	06-16-2015	7	7	HPTF HOPWA	\$1,435,410	Under Construction
Miriam's House	1300 Florida Ave NW	Ward 1	07-07-2015	25	25	HPTF DBH	\$1,079,464	Under Construction
The Norwood - Rehabilitation /	1417 N St NW	Ward 2	08-14-2015	84	84	HPTF	\$593,250	Under

1417 N Street Cooperative							
Phillis Wheatley	901 Rhode Island Ave NW	Ward 6	09-30-2015	84	84	DBH	Construction
HFH Transition House (DHCD HIV/AIDS Housing Initiative)	3009 G Street Southeast	Ward 7	09-30-2015	7	7	HPTF HOPWA	\$709,000 Under Construction
Atlantic Terrace	4319 3rd St SE	Ward 8	09-30-2015	195	195	HPTF	\$6,500,000 Under Construction
Atlantic Gardens	4216 4th St SE	Ward 8	09-30-2015	108	108	HPTF	\$4,100,000 Under Construction
TOT				816	816		\$38,490,719
Additional Financing (3 Projects)							
6925 Georgia Ave (Additional Financing)	6925-6929 Georgia Ave NW	Ward 4	04-21-2015	27		HPTF	\$2,600,000 N/A
Dance Place (additional financing)	3225 8th Street Northeast	Ward 5	08-18-2015			CDBG	\$150,000 N/A
RAP, Inc. (additional financing)	1959-2005 4th Street NE	Ward 5	09-09-2015	38		HPTF	\$1,913,006 N/A
TOT				65			\$4,663,006
TOT				1,521	1,217		\$72,806,349

Projects Delivered FY13-FY15

Project Name	Address	Developer	Project Type/Scope	Use	Rental or Homeownership	Affordable Units	Unit Summary	Loan Closing Date	Construction Completion Date
FY2013 (13 Projects)									
Ivy City Demonstration Initiative - DC Habitat Phase III (w/ PADD)	Central Place NE	Habitat for Humanity	New Construction	Housing - Single Family	Homeownership	11	1 @30%AMI, 3 @50%AMI, 7 @80%AMI	10-29-2011	10-09-2012
Victory Square (aka Parkside Senior)	600 Barnes Street Northeast	Victory Housing	New Construction	Housing - Multifamily	Rental	97	35 @30%AMI, 62 @60%AMI,	02-10-2011	12-06-2012
Dahlgreen Court	2504 10th St NE	Mission First & Columbia Property Management & Development Inc. (CPM)	Substantial Rehabilitation	Housing - Multifamily	Rental	96	16 @30%AMI, 5 @50%AMI, 73 @60%AMI, 1 Other	06-29-2011	12-20-2012
Mayfair Mansions III	705 Anacostia Avenue, NE	MM Property LLC (Forrester Development/ Dantes Partners)	Substantial Rehabilitation	Housing - Multifamily	Rental	160	83 @30%AMI, 57 @50%AMI, 20 @80%AMI	10-31-2011	12-31-2012
2nd LIHTC Coop Pool - Piney Branch and 2nd Street	5940 Piney Branch Road Northwest	E & G Group	Substantial Rehabilitation	Housing - Multifamily	Rental	78	78 @50%AMI	07-23-2011	01-20-2013
Ivy City Home Rehabilitation Project (Habitat Phase II)	1955 Capitol Avenue Northeast; 1830 Providence Street NE; 1825 Corcoran Street NE	DC Habitat for Humanity	Substantial Rehabilitation	Housing - Single Family	Homeownership	4	4 @60%AMI	12-31-2012	02-14-2013
Roundtree Residences (aka Alabama Ave Senior)	2515 Alabama Avenue SE	Vision of Victory CDC	New Construction	Housing - Multifamily	Rental	91	30 @30%AMI, 30 @50%AMI, 31 @60%AMI	10-25-2011	03-15-2013
Elizabeth Ministry	200 55th Street Northeast	The Elizabeth Ministry	Substantial Rehabilitation	Housing - Multifamily	Rental			07-30-2010	03-28-2013
The Heights of Georgia Avenue (aka 32 Thirty-Two Apartments)	3232 Georgia Ave NW	3232 Georgia Residential LLC (Neighborhood Development Company & Mi Casa)	New Construction	Housing - Multifamily	Rental	35	7 @50%AMI, 28 @60%AMI,	12-16-2011	05-24-2013
Bexhill Condo	1840-1849 Kendall St; 1920-1927 Capitol Ave NE	Manna, Inc.	Substantial Rehabilitation	Housing - Multifamily	Rental	20	4 @30%AMI, 9 @50%AMI, 7 @80%AMI	12-15-2010	06-20-2013
House of Lebanon Senior (M.M. Washington High School)	27 O St NW	MM Washington Redevelopment Partners (Mission First)	Substantial Rehabilitation	Housing - Multifamily	Rental	78	17 @50%AMI, 61 @80%AMI,	06-06-2012	06-20-2013
MetroTowns at Parkside (Pollin Memorial Community Development)	3614 Grant Place Northeast	Abe Pollin & Enterprise Homes, Inc.	New Construction	Housing - Single Family	Homeownership	102	42 @30%AMI, 52 @80%AMI, 1 Other	08-04-2011	08-02-2013
7th Flats at Progression Place	1825 7th St NW	Broadcast Center Partners	New Construction	Housing - Multifamily	Rental	51	20 @60%AMI, 31 @80%AMI,	06-30-2012	08-02-2013

TOT						823	Projects Delivered (FY13-FY15)			
FY2014 (7 Projects)										
The Courts at Bryan Place	2220 Bryan Place Southeast	Horizon Hill LLC	Substantial Rehabilitation	Housing - Multifamily	Rental	15	4 @50%AMI, 5 @60%AMI, 6 @80%AMI	05-30-2012	11-28-2013	
Park Twenty Two (aka Parkside Courts)	1406 22nd St SE	Stanton View Development	New Construction	Housing - Single Family	Homeownership	7	3 @60%AMI, 4 @80%AMI	11-12-2012	11-30-2013	
Bass Circle Apartments	4605 Bass Pl SE	Bass Circle LLC (Telesis Corporation)	Substantial Rehabilitation	Housing - Multifamily	Rental	119	39 @30%AMI, 40 @50%AMI, 40 @60%AMI	08-14-2012	01-01-2014	
Dance Place Moves Forward	3225 8th Street Northeast	DC Wheel Productions / Dance Place	New Construction	Community Facility	N/A			05-30-2012	05-29-2014	
Crestwood Cooperative	1630 Irving Street Northwest	Crestwood Cooperative / Mi Casa, Inc.	Substantial Rehabilitation	Housing - Multifamily	Cooperative	22	11 @30%AMI, 11 @50%AMI	08-26-2013	07-15-2014	
Senior Housing at O Street	1490 7th St NW	Roadside Development & Dantes Partners	New Construction	Housing - Multifamily	Rental	90	18 @50%AMI, 72 @60%AMI	11-29-2012	07-21-2014	
Justice Park	1421 Euclid Street Northwest	Euclid Community Partners LLC	New Construction	Housing - Multifamily	Rental	28	9 @50%AMI, 19 @60%AMI	02-12-2013	09-19-2014	
TOT						281				
FY2015 (12 Projects)										
Monsenor Romero	3145 Mount Pleasant Street Northwest	NHT	Substantial Rehabilitation	Housing - Multifamily		63	63 @60%AMI	07-01-2010	10-31-2014	
Sierra Cooperative - Rehab	307 S Street Northeast	Harrison Institute / Sierra Cooperative & NCCLT	Substantial Rehabilitation	Housing - Multifamily	Cooperative	20	8 @30%AMI, 2 @60%AMI, 10 @80%AMI	03-20-2014	11-21-2014	
Jubilee Reentry Housing Initiative	2720 Ontario Road Northwest; 2448 18th Street NW	Jubilee Housing, Inc.	Substantial Rehabilitation	Housing - Multifamily	Rental	24	24 @30%AMI	12-13-2012	12-16-2014	
4708 14th Street NW (Cease Fire) - Additional Funding	4708 14th St NW	Cease Fire Don't Smoke the Brothers	Additional Financing	Community Facility	N/A				12-31-2014	
The Severna II	43 K St NW	Golden Rule Apartments, Inc. & Mission First HDC	New Construction	Housing - Multifamily	Rental	133	24 @30%AMI, 23 @50%AMI, 24 @60%AMI, 62 @80%AMI	01-02-2013	01-06-2015	
Trinity Plaza - Retail Worker Housing Demo Initiative	3939 South Capitol Street Southwest	Trinity Plaza LLC, T/A-Far SW/SE Community Development	New Construction	Housing - Multifamily	Rental	49	17 @30%AMI, 27 @50%AMI, 5 @80%AMI	09-30-2013	05-22-2015	
SOME Scattered Sites II		SOME, Inc.	Substantial Rehabilitation	Housing - Multifamily	Rental	98	69 @30%AMI, 29 @50%AMI, 3 @Market 1 Other	05-31-2013	06-20-2015	
Buxton Condominium	1700 W Street Southeast	Manna, Inc.	Substantial Rehabilitation	Housing - Multifamily	Homeownership	24	10 @50%AMI, 14 @80%AMI	03-06-2013	06-30-2015	
Israel Manor Life Learning	1251 Saratoga Avenue	Israel Manor Inc.	New	Community	N/A			12-31-2013	08-30-2015	

Center	Northeast	Construction	Facility	Projects Delivered (FY13-FY15)					
Juniper Heights /7611 and 7701 Georgia Avenue, NW Tenants Association	7611 Georgia Ave NW	William C. Smith & Co., Inc.	Substantial Rehabilitation	Housing - Multifamily	Rental	81	81 @60%AMI,	12-10-2014	09-01-2015
Deanwood & Anacostia Property Acquisitions	907 47th Place Northeast	Menkiti Group/Dantes Partners	Substantial Rehabilitation	Housing - Multifamily	Homeownership	2	2 @50%AMI	03-07-2014	09-05-2015
62nd Street Apartments (w/ PADD) - Phase II New Construction	323 62nd Street Northeast	Dix Street Gateway Redevelopment Partners	New Construction	Housing - Multifamily	Rental	39	39 @60%AMI	06-30-2014	09-24-2015
TOT						533			
TOT						1,637			



**DEPARTMENT OF HOUSING AND COMMUNITY DEVELOPMENT
HOME PURCHASE ASSISTANCE PROGRAM (HPAP)**

Effective on Friday, September 25, 2015

Below is the HPAP First-Time Homebuyer Assistance Table. Closing cost assistance for all eligible households will be up to \$4,000.

The per client gap financing assistance will cap at \$50,000. The closing cost assistance is distinct from and in addition to gap financing assistance, which is shown below.

Calculated Maximum Assistance Available per Household Income by Household Size is as follows:

Maximum Assistance	Household Size							
	1	2	3	4	5	6	7	8
per household income less than or equal to:								
Very low income households **								
50,000	38,250	43,700	49,150	54,600	59,000	63,350	67,750	72,100
Low income households								
40,000	47,600	54,400	61,200	68,000	72,250	76,500	80,750	85,000
	48,300	55,200	62,100	69,000	73,300	77,650	81,950	86,250
	49,000	56,000	63,000	70,000	74,350	78,750	83,150	87,500
35,000	49,700	56,800	63,900	71,000	75,550	79,850	84,300	88,750
	50,400	57,600	64,800	72,000	76,500	81,000	85,500	90,000
	51,800	59,200	66,600	74,000	78,650	83,250	87,900	92,500
	52,500	60,000	67,500	75,000	79,700	84,350	89,050	93,750
25,000	53,900	61,600	69,300	77,000	81,800	86,650	91,450	96,250
	54,600	62,400	70,200	78,000	82,900	87,750	92,650	97,500
	61,150	69,900	78,650	87,350	92,800	98,250	103,750	109,200
Moderate income households								
20,000	61,600	70,400	79,200	88,000	93,500	-----	-----	-----
	62,300	71,200	80,100	89,000	94,550	-----	-----	-----
	65,100	74,400	83,700	93,000	98,800	98,800	-----	-----
	74,900	85,600	96,300	107,000	113,700	113,700	113,700	113,700
10,000	76,300	87,200	98,100	109,000	115,800	115,800	115,800	115,800
	84,100	96,900	108,100	120,100	127,600	127,600	127,600	127,600

The amount of financial assistance provided to a very low, low or moderate income household shall be the combined total of Gap Financing Assistance and Closing Costs Assistance.

The income limits established shall be periodically reviewed and revised as needed by the Department of Housing and Community Development to stay current with the household incomes in the Washington, DC area established by the Secretary of the U.S. Department of Housing and Urban Development for the Washington, DC Metropolitan Statistical Area.

**Household incomes that are between the very low income households and the low income households are considered in the low income household category.

DHCD Property Maintenance List
Property Aquisition and Disposition Division
Current as of February 18, 2016

DHCD Property Acquisition and Disposition Division Property List 2-18-16				
<i>Number</i>	<i>Address</i>	<i>Ward</i>	<i>SSL</i>	<i>Lot Size</i>
1	709 Kenyon St NW	1	2892 0806	1,253
2	8th & T Street, NW	1	0394 0060	5,055
3	1735 10TH STREET, N.W.	2	0363 0105	1,037
4	1737 10TH STREET, N.W.	2	0363 0106	1,037
5	729 Quincy Pl NW	4	3131 0822	2,405
6	Oglethorpe Street, NE	4	3715 0005	2,500
7	1612 Levis St NE	5	4077 0124	963
8	14 Florida Ave NW	5	0615 0075	1,676
9	10 Q Street, NW	5	0615 0148	1,600
10	6 Q ST NW	5	0615 0149	1,600
11	8 Q ST NW	5	0615 0150	1,600
12	4 Q St NW	5	0615 0151	1,596
13	16 Florida Ave NW	5	0615 0152	1,497
14	12 Q St NW	5	0615 0806	1,616
15	14 Q St NW	5	0615 0825	1,217
16	2702 24th Street NE	5	4253 0818	5,000
17	2650 Myrtle Avenue, NE	5	4315 0033	5,481
18	454 N Street, NW	6	0513 0097	1,510
19	1661 Gales St., NE	6	4540 0186	780
20	1657 Gales St NE	6	4540 0184	780
21	1659 Gales St., NE	6	4540 0185	780
22	802 10th Street, NE	6	0933 0047	1,736
23	1013 Florida Avenue, NE	6	0956 0036	1,200
24	850 19th St NE	6	4494 0121	1,115
25	740 19th Street, NE	6	4513 0813	756
26	1619 Kramer St NE	6	4540 0230	600
27	1632 Kramer St NE	6	4540 0195	600
28	Kramer Street, NE	6	4540 0222	600
29	Kramer St NE	6	4540 0223	600
30	Kramer St NE	6	4540 0224	600
31	Kramer St NE	6	4540 0225	600

32	Kramer St NE	6	4540 0226	600
33	1613 Kramer St NE	6	4540 0227	600
34	1615 Kramer Street, NE	6	4540 0228	600
35	1617 Kramer St NE	6	4540 0229	600
36	1621 Kramer St NE	6	4540 0231	600
37	Kramer Street, NE	6	4540 0232	600
38	Kramer St NE	6	4540 0233	600
39	1631 Kramer St NE	6	4540 0825	600
40	1629 Kramer St NE	6	4540 0826	600
41	1627 Kramer St NE	6	4540 0827	600
42	1633 Kramer St NE	6	4540 0828	600
43	0655 MORTON ST NE	6	0855 0319	1,173
44	4226 Dix St., NE	7	5089 0017	2,469
45	832 48th St., NE	7	5150 0812	5,375
46	58th & Dix St,	7	5228 0044	32,319
47	58th & Dix St,	7	5228 0808	37
48	Sheriff Road (cnr of 48th Street)	7	5151 0140	2,264
49	Sheriff Road (cnr of 48th Street)	7	5151 0141	2,150
50	Sheriff Road (cnr of 48th Street)	7	5151 0142	2,150
51	Sheriff Road (cnr of 48th Street)	7	5151 0143	2,150
52	2527 Minnesota Ave SE	7	5553 0029	2,150
53	2529 Minnesota Ave SE	7	5553 0030	2,037
54	2531 Minnesota Ave SE	7	5553 0031	2,037
55	2533 Minnesota Ave SE	7	5553 0032	1,570
56	2535 Minnesota Ave SE	7	5553 0033	1,570
57	1303 27th St SE	7	5553 0034	1,570
58	1305 27th St SE	7	5553 0035	1,807
59	1307 27th St SE	7	5553 0036	2,474
60	1309 27th St SE	7	5553 0037	2,001
61	1311 27th St SE	7	5553 0038	2,304
62	4319 Kane Place, NE	7	5097 0021	2,454
63	4404 Foote Street, NE	7	5130 0813	1,969
64	46th St NE	7	5150 0095	2,500
65	919 47th PI NE	7	5151 0105	1,212
66	1046 45th St NE	7	5157 0024	2,688
67	1227 47th PI NE	7	5160 0039	2,094
68	47th PI NE	7	5160 0802	1,047
69	1109 50th Place, NE	7	5174 0022	2,161
70	50th Place, NE	7	5174 0023	2,161
71	4906 Jay Street, NE	7	5176 0989	1,744

72	5033 Meade Street, NE	7	5201 0085	1,764
73	5328 James Pl NE	7	5206 0030	2,500
74	421 61st Street, NE	7	5260 0009	2,130
75	5302 F St SE	7	5298 0017	4,000
76	5308 E St, SE	7	5299 0018	4,000
77	5034 Bass Pl., SE	7	5325 0025	4,000
78	304 - 310 Saint Louis Street, SE	7	5336 0036	7,185
79	320-326 Saint Louis	7	5336 0044	7,125
80	4915 - 4925 C Street, SE	7	5336 0037	11,346
81	4920 Call Place, SE	7	5336 0043	15,585
82	4442 B St SE	7	5350 0011	3,125
83	202 36th St SE	7	5421 0022	1,840
84	31st Street, SE	7	5501 0004	2,250
85	1220 Maple View Pl SE	8	5800 0811	4,000
86	4324 Halley Ter SE	8	6214 0018	3,452
87	2413 Shannon Place, SE	8	5788 0011	3,008
88	Galen St, SE	8	5755 0831	933
89	1624 Galen St, SE	8	5755 0832	1,467
90	Galen St, SE	8	5755 0833	682
91	1620 Galen St, SE	8	5755 0834	1,718
92	1209 Good Hope Rd, SE	8	5770 0866	3,994
93	1213-15 Good Hope Rd, SE	8	5769 0864	2,634
94	1205 Good Hope Rd, SE	8	5769 0867	2,164
95	2206 16th St SE	8	5755 0004	1,865
96	1615 V St SE	8	5778 0834	6,600
97	4326 Halley Ter SE	8	6214 0017	3,619
98	4338 Halley Ter SE	8	6214 2003	1,128
99	1626 Galen St. SE	8	5755 0101	564
100	2252 Martin Luther King Jr Ave SE	8	5802 0977	2,400
101	2238 Martin Luther King Jr Ave SE	8	5802 0978	10,910
102	2234 Martin Luther King Jr Ave SE	8	5802 0811	5,747
103	2228 Martin Luther King Jr Ave SE	8	5802 0810	8,157
104	4244 6th St SE	8	6208 0051	8,233
105	1203 Good Hope Rd SE	8	5769 0847	5,631
106	1201 Good Hope Rd SE	8	5769 1017	1,733
107	Buena Vista TR and 30th St., SE	8	5727 0810	2,762
108	2814 28th Street, SE	8	5729 0008	5,718
109	2327 Skyland Terrace, SE	8	5740 0341	3,873
110	2329 Skyland Terrace, SE	8	5741 0342	2,785
111	2331 Skyland Terrace, SE	8	5742 0343	2,716

112	2333 Skyland Terrace, SE	8	5743 0344	2,482
113	2335 Skyland Terrace, SE	8	5744 0345	2,423
114	2337 Skyland Terrace, SE	8	5745 0346	2,423
115	2339 Skyland Terrace, SE	8	5746 0347	3,231
116	15th Street, SE	8	5766 0800	2,688
117	1430 Morris Road, SE	8	5810 0002	3,084
118	2352, 2356, 2360 High Street, SE	8	5799 0976	34,934
119	1414 22nd Street, SE	8	5562 0020	2,250
120	1648 U St, SE	8	5765 0884	2,684
121	1642-1648 V Street SE	8	5774 0824	8,580
122	1518 W Street SE	8	5779 0814	2,760
123	1528 W Street SE	8	5779 0824	2,760
124	1326 Valley PL SE	8	5799 0849	5,126
125	2412 Martin Luther King Jr. Ave SE	8	5806 0243	3,118
126	2509 West St SE	8	5808 0050	3,147
127	2503 West St SE	8	5808 0069	4,196
128	2501 West St SE	8	5808 0824	4,184
129	2514 West St SE	8	5809 0043	2,092
130	West St SE	8	5809 0044	2,091
131	2200-2210 Hunter Place, SE	8	5812 0118	1,049
132	2302 Pomeroy Rd SE	8	5827 0010	5,280
133	1444 Alabama Ave SE	8	5889 0815	6,277
134	3401 13th Street, SE	8	5936 0802	17,594
135	562 Foxhall Place, SE	8	6126 0005	2,500
136	560 Foxhall Place, SE	8	6126 0006	2,500
137	1452, 1454 Alabama Avenue, SE	8	5888 0053-54	3,352
138	62 Forrester Street, SE	8	6239 0060	3,705
139	64 Forrester Street, SE	8	6239 0059	3,739
140	157 Forrester St SW	8	6240 0803	5,200
141	10 Brandywine Street, SE	8	6170 0804	9,803
142	Howard Rd and Shannon Place, SE	8	5860 1035	4,283
143	Howard Rd and Shannon Place, SE	8	5860 0952	7,357
144	Howard Rd and Shannon Place, SE	8	5860 0948	6,720
145	Howard Rd and Shannon Place, SE	8	5860 1034	2,907
146	Howard Rd and Shannon Place, SE	8	5860 0906	2,175
147	Howard Rd and Shannon Place, SE	8	5860 0908	2,421
148	Howard Rd and Shannon Place, SE	8	5860 0910	2,421
149	Howard Rd and Shannon Place, SE	8	5860 0897	361
150	Howard Rd and Shannon Place, SE	8	5860 0008	
151	1637 V St. SE	8	5778 0164	5,560

152	1328 W St SE	8	5781 0992	33,930

DHCD - DFD Pipeline : Projects | **Housing Solutions Committee - PSH Units - Since FY14**

FEB-18-2016 5:42 PM

Housing Solutions Committee - PSH Units - Since FY14

Project Name	Address	Project Sponsor	Supportive Services Provider	Total Loan/Grant Amount	Total LIHTC Allocation	Projected or Actual Closing Date	Projected or Actual Construction Completion Date	Total Units	Affordable Units	PSH Units	DBH Units
Closed - Completed (2 Projects)											
Weinberg Commons	5010 Southern Ave., SE	THC and THCAH	Transitional Housing Corporation (THC)	\$600,000	\$725,311	09-16-2014	10-06-2015	36	36	12	12
Owen House	1256 Owen Place Northeast	Open Arms Housing, Inc.	Open Arms Housing (OAH)	\$673,258		12-18-2014	10-08-2015	4	4	4	4
TOT				\$1,273,258	\$725,311			40	40	16	16
Closed - Under Construction (9 Projects)											
Miriam's House	1300 Florida Ave NW	N Street Village	N Street Village	\$1,079,464		07-07-2015	02-29-2016	25	25	25	8
North Capitol Commons	1005 North Capitol St NE	McCormack Baron Salazar & Community Solutions	Community Connections	\$8,190,000	\$1,059,298	08-29-2014	05-01-2016	124	124	60	17
West End - Square 50	1211 23rd St NW	EastBanc, Inc.	Miriam's Kitchen	\$4,319,463	\$520,000	07-31-2015	12-30-2016	61	55	3	
The Grove at Parkside	600 Kenilworth Terrace Northeast	Gilbane Development Company; CityInterests LLC	Community Services Foundation (CSF)	\$12,800,000	\$1,326,928	12-23-2014	12-31-2016	186	186	10	
Phyllis Wheatley	901 Rhode Island Ave NW	Dantes Partners & Phyllis Wheatley	N Street Village	\$2,188,000	\$886,206	09-30-2015	12-31-2016	84	84	84	42
HFH Transition House (DHCD HIV/AIDS Housing Initiative)	3009 G Street Southeast	Homes for Hope, Inc.		\$709,000		09-30-2015	03-30-2017	7	7	7	
Girard Street Community Partners	1545 Girard Street Northeast	The Aroli Group, LLC; Dantes Partners	Miriam's Kitchen	\$323,028	\$900,000	04-29-2015	05-30-2017	25	25	10	
Blair Road Project	5422 Blair Road Northeast	Community Connections		\$434,240		12-17-2015	06-30-2017	8	8	8	8
4000 Benning Road Project	4000 Benning Rd NE	Warrenton Group; Four Points and Holy Christian Missionary Church	DBH; TBD	\$8,073,603	\$0	02-10-2016	02-08-2018	71	71	18	18
TOT				\$38,116,798	\$4,692,432			591	585	225	93

Underwriting - Pre-Development (11 Projects)											
N Street Village		N Street Village, Inc.	N Street Village, Inc.	\$2,483,222	\$452,581	05-31-2016	11-29-2017	95	95	44	
Texas & Minnesota Ave	3500 Minnesota Avenue Southeast; 1741 28th Street Southeast	MED Developers LLC	Pathways to Housing DC	\$4,684,790		07-30-2016	01-28-2018	86	86	17	17
Archer Park	1101 Mississippi Avenue Southeast	W C Smith & Co.	Community of Hope	\$11,705,560	\$1,762,011	04-01-2016	03-31-2018	190	190	8	8
South Capitol Multifamily Building	4001 South Capitol St, SW	City Interests, LLC; Michaels Development Company	Pathways to Housing DC	\$23,863,557	\$1,623,525	04-15-2016	04-14-2018	195	195	20	
SOME's Walter Reed Building 17 Project	6900 Georgia Ave NW	SOME, Inc.	SOME	\$5,831,969		12-05-2016	06-05-2018	41	40	40	
HELP Walter Reed	6900 Georgia Ave NW	HELP Development Corporation	Community Connections	\$6,942,470	\$864,927	12-31-2016	07-01-2018	75	75	75	
2255 Martin Luther King Jr. Ave SE	2255 Martin Luther King Jr Ave SE	Four Points, LLC	Open Arms Housing	\$8,427,230	\$648,922	07-18-2016	07-17-2018	71	57	4	
Square 769N Affordable	1101 3rd Street Southeast	Mid-City Urban, LLC; Forest City Residential, Inc.; DC Housing Authority	Department of Human Services (Rapid Rehousing Program)	\$1,645,343	\$1,000,000	08-30-2016	08-29-2018	179	36	9	
Plaza West	1035 4th Street NW; 307 K St NW	Golden Rule Plaza Inc; Mission First HDC	Department of Behavioral Health (DBH)	\$18,500,000	\$0	08-31-2016	08-30-2018	223	223	11	11
Capitol Gateway Marketplace	5850 East Capitol St NE	A&R Development Corporation; DC Housing Authority (DCHA)	Community of Hope	\$13,000,000	\$0	01-30-2017	01-29-2019	312	312	16	
4300 12th Street SE	4300 12th Street Southeast	Hopmeadow Development, Inc.; Vesta Corporation	Echelon Community Services	\$7,798,055		01-30-2017	01-29-2019	26	26	26	
TOT				\$104,882,196	\$6,351,966			1,493	1,335	270	36
TOT				\$144,272,252	\$11,769,709			2,124	1,960	511	145

FY 2015 HPTF (0700) ADMIN EXPENDITURES

Agy	FISCAL YEAR	Approp Year	Agy Fund	Comp Source Group	FTEs	Description	Trans Amt
DB0	2015	2015	0700	0011	72.5	Regular Pay - Cont Full Time	6,541,921.28
DB0	2015	2015	0700	0012		Regular Pay - Other	231,757.95
DB0	2015	2015	0700	0013		Additional Gross Pay	105,200.47
DB0	2015	2015	0700	0014		Fringe Benefits	1,310,884.87
DB0	2015	2015	0700	0015		Overtime Pay	76,484.02
DB0	2015	2015	0700	0020		Supplies	39,154.89
DB0	2015	2015	0700	0030		Energy	1,396.89
DB0	2015	2015	0700	0031		Telephone	131,888.22
DB0	2015	2015	0700	0032		Rental	795,154.00
DB0	2015	2015	0700	0034		Security	-
DB0	2015	2015	0700	0035		Occupancy Fixed Costs	-
DB0	2015	2015	0700	0040		Travel & Training	12,294.36
DB0	2015	2015	0700	0040		Professional Services	3,377,453.23
DB0	2015	2015	0700	0040		Office Support	322.90
DB0	2015	2015	0700	0040		Printing, Duplicating, etc	513.91
DB0	2015	2015	0700	0040		Advertising	214,393.24
DB0	2015	2015	0700	0040		Postage	6,157.88
DB0	2015	2015	0700	0040		Tuition for Employee Training	9,344.39
DB0	2015	2015	0700	0040		IT Hardware Maintenance	44.96
DB0	2015	2015	0700	0040		OCTO IT Assessment	127,419.38
DB0	2015	2015	0700	0070		Rentals	148,990.76
							13,130,777.60

HPTF Fund Balance

HPTF Beginning Fund Balance at October 1, 2014	\$173,863
Net change in fund balance	\$11,633
HPTF Ending Fund Balance at September 30, 2015	<u>\$185,496</u>
HPTF Beginning Fund Balance at October 1, 2015	\$185,496
Less: Fund Balance Usage	(\$8,796)
HPTF Fund Balance at February 15, 2016	<u>\$176,700</u>

(In Millions)

HPTF Funding by Source - Fiscal Year 2015

FY15 Deed Recordation Tax (@15%)	\$32,598,280.81
FY15 Deed Transfer Tax (@15%)	\$27,999,565.18
Subtotal: HPTF Tax Transfers	<u>\$60,597,845.99</u>
Plus: Other Revenue (Repayments, fees)	\$3,944,016.58
Interest Income	\$1,048.60
Transfer In from DMPED (New Communities Revenue)	\$20,099,480.27
Subtotal: HPTF Other Revenue	<u>\$24,044,545.45</u>
Total FY15 HPTF Revenue	<u><u>\$84,642,391.44</u></u>

HPTF Funding by Source - Fiscal Year 2016

GAAP Source Obj	Agy Object	Agy Fund	Trans Amt
1133-INTEREST INCOME	5600-INTEREST INCOME	6113-HOUSING PRODUCTION TRUST FUND	876.87
1133-INTEREST INCOME - Total			876.87
1138-OTHER REVENUE	2003-APPR LAHDO	0601-HOUSING PRODUCTION TRUST FUND	(84,902.44)
	3232-HOUSING PRODUCTION TRUST FUND	6113-HOUSING PRODUCTION TRUST FUND	1,538,207.94
1138-OTHER REVENUE - Total			1,453,305.50
1251-REAL ESTATE DEED RECORDATION TAXES	8810-DEED RECORDATION TAXES	6113-HOUSING PRODUCTION TRUST FUND	489,318.41
	8816-DEED RECORDATION TAXES - 1.45%	6113-HOUSING PRODUCTION TRUST FUND	10,072,686.00
1251-REAL ESTATE DEED RECORDATION TAXES - Total			10,562,004.41
1252-DEED TRANSFER TAXES	8820-DEED TRANSFER TAXES	6113-HOUSING PRODUCTION TRUST FUND	824,257.56
	8826-DEED TRANSFER TAXES - 1.45%	6113-HOUSING PRODUCTION TRUST FUND	9,297,219.77
1252-DEED TRANSFER TAXES - Total			10,121,477.33
Overall - Total			22,137,664.11

FY15 Closings (HPTF)

Project Name	Total Affordable Units	New or Rehabbed Units Only	Funding Sources	Total Loan Amount	Construction Status	HPTF: 30% AMI Allocation	HPTF: 50% AMI Allocation	HPTF: 80% AMI Allocation	HPTF: Allocation Sum	Loans - Total HPTF Loan Amount	Property: Related Property Record ID# - Units: PSH Units	PSH Allocation
Pre-Development Only (1 Project)												
Parkway Overlook	222		HPTF	\$750,000	Pre-Development	\$375,000	\$267,857	\$107,143	\$750,000.00	\$750,000		\$0
TOT	222			\$750,000		\$375,000	\$267,857	\$107,143	\$750,000.00	\$750,000	0	\$0
Acquisition Only (1 Project)												
Maya Angelou Cooperative	9		HPTF	\$780,000	Pre-Development	\$0	\$0	\$780,000	\$780,000.00	\$780,000		\$0
TOT	9			\$780,000		\$0	\$0	\$780,000	\$780,000.00	\$780,000	0	\$0
Acquisition and Pre-Development Only (1 Project)												
Kenyon House Family Cooperative, Inc.	8		HPTF	\$1,603,139	Under Construction	\$0	\$1,516,483	\$86,656	\$1,603,139.00	\$1,603,139		\$0
TOT	8			\$1,603,139		\$0	\$1,516,483	\$86,656	\$1,603,139.00	\$1,603,139	0	\$0
New Construction (4 Projects)												
2321 4th Street, NE	116	116	HPTF DBH	\$7,306,239	Under Construction	\$2,870,101	\$0	\$3,936,138	\$6,806,239.00	\$6,806,239	20	\$2,870,101
The Grove at Parkside	186	186	HPTF	\$12,800,000	Under Construction	\$2,123,223	\$0	\$10,676,777	\$12,800,000.00	\$12,800,000	10	\$2,123,223
Gainesville Court	19	19	HPTF	\$800,000	Under Construction	\$0	\$571,429	\$228,571	\$800,000.00	\$800,000		\$0
West End - Square 50	55	55	HPTF	\$4,319,463	Under Construction	\$322,807	\$3,996,656	\$0	\$4,319,463.00	\$4,319,463	3	\$322,807
TOT	376	376		\$25,225,702		\$5,316,130	\$4,568,085	\$14,841,487	\$24,725,702.00	\$24,725,702	33	\$5,316,130
Substantial Rehabilitation (10 Projects)												
Juniper Heights /7611 and 7701 Georgia Avenue, NW Tenants Association	81	81	HPTF	\$6,750,000	Completed	\$0	\$0	\$6,750,000	\$6,750,000.00	\$6,750,000		\$0
Owen House	4	4	HPTF DBH	\$673,258	Completed	\$505,258	\$0	\$0	\$505,258.00	\$505,258	4	\$505,258
Channel Square	147	147	HPTF	\$7,400,000	Completed	\$0	\$0	\$7,400,000	\$7,400,000.00	\$7,400,000		\$0
Partner Arms I	14	14	HPTF DBH	\$967,297	Under Construction	\$841,297	\$0	\$0	\$841,297.00	\$841,297	14	\$841,297
Cornerstone Comm Supp Housing	7	7	HPTF HOPWA	\$1,435,410	Under Construction	\$338,652	\$96,758	\$0	\$435,410.00	\$435,410	5	\$338,652
Miriam's House	25	25	HPTF DBH	\$1,079,464	Under Construction	\$743,464	\$0	\$0	\$743,464.00	\$743,464	25	\$743,464
The Norwood - Rehabilitation / 1417 N Street Cooperative	84	84	HPTF	\$593,250	Under Construction	\$0	\$498,911	\$94,339	\$593,250.00	\$593,250		\$0
HFH Transition House (DHCD HIV/AIDS Housing Initiative)	7	7	HPTF HOPWA	\$709,000	Under Construction	\$109,000	\$0	\$0	\$109,000.00	\$109,000	7	\$109,000

Total Funding Used by Project Type

Atlantic Terrace	195	195	HPTF	\$6,500,000	Under Construction	\$6,500,000	\$0	\$0	\$6,500,000.00	\$6,500,000	\$0
Atlantic Gardens	108	108	HPTF	\$4,100,000	Under Construction	\$4,100,000	\$0	\$0	\$4,100,000.00	\$4,100,000	\$0
TOT	672	672		\$30,207,679		\$13,137,671	\$595,668	\$14,244,339	\$27,977,679.00	\$27,977,679	55 \$2,537,671
Additional Financing (2 Projects)											
6925 Georgia Ave (Additional Financing)	27		HPTF	\$2,600,000	N/A	\$1,146,457	\$1,125,984	\$327,559	\$2,600,000.00	\$2,600,000	\$0
RAP, Inc. (additional financing)	38		HPTF	\$1,913,006	N/A	\$1,913,006	\$0	\$0	\$1,913,006.00	\$1,913,006	\$0
TOT	65			\$4,513,006		\$3,059,463	\$1,125,984	\$327,559	\$4,513,006.00	\$4,513,006	0 \$0
TOT	1,352	1,048		\$63,079,526		\$21,888,264	\$8,074,077	\$30,387,184	\$60,349,526.00	\$60,349,526	88 \$7,853,802

DHCD - DFD Pipeline : Projects | **HPTF Allocation Report (Projects Closed Since FY13)**

FEB-22-2016 9:28 AM

HPTF Allocation Report (Projects Closed Since FY13)

Project: Name	HPTF: 30% AMI Allocation	HPTF: 50% AMI Allocation	HPTF: 80% AMI Allocation	Units: 0- 30% AMI	Units: 31- 50% AMI	Units: 51- 80% AMI	Units: HPTF Ineligible
Closed - FY2013 (7 Projects)							
Jubilee Reentry Housing Initiative	\$2,922,451	\$0	\$0	24	0	0	0
Ivy City Home Rehabilitation Project (Habitat Phase II)	\$0	\$0	\$489,040	0	0	4	0
W Street Apartments (formerly condos) (Additional Funding)	\$645,508	\$576,346	\$276,646	4	5	6	0
Buxton Condominium	\$0	\$977,564	\$547,436	0	10	14	0
SOME Scattered Sites II	\$3,676,338	\$1,103,662	\$0	69	29	0	3
Crestwood Cooperative	\$846,435	\$604,597	\$0	11	11	0	0
Trinity Plaza - Retail Worker Housing Demo Initiative	\$1,780,492	\$2,019,886	\$149,621	17	27	5	0
TOT	\$9,871,224	\$5,282,056	\$1,462,743	125	82	29	3
Closed - FY2014 (16 Projects)							
Ivy City/ Trinidad (Additional Financing)	\$0	\$254,237	\$305,084	0	2	6	0
Sierra Cooperative - Rehab	\$1,051,400	\$0	\$450,600	8	0	12	0
Maple View Flats - (Cedar Flats, Big K) (Pre-Development)	\$148,411	\$0	\$763,259	6	0	108	0
Valencia Apartments	\$0	\$0	\$2,336,667	0	0	29	3
Vizcaya Apartments	\$0	\$0	\$1,550,417	0	0	17	0
Concord Apartments	\$0	\$0	\$6,926,250	0	0	78	0
62nd Street Apartments (w/ PADD) - Phase II New Construction	\$0	\$0	\$3,000,000	0	0	39	0
30th Place Crescent Townhomes	\$0	\$0	\$900,000	0	0	26	0
5741 Colorado Cooperative LCA (Acquisition)	\$287,119	\$1,948,308	\$287,119	2	19	7	0
Metro Village	\$0	\$0	\$7,990,000	0	0	120	30
The Nannie Helen at 4800	\$0	\$0	\$250,000	0	0	70	0
Eden Place - Phase I	\$132,549	\$0	\$145,172	6	0	23	0
Grandview Estates II aka/River East @ Anacostia Metro Station	\$591,278	\$1,830,145	\$1,689,365	3	13	30	0
The Gregory Apartments	\$2,316,927	\$1,654,948	\$678,125	41	41	42	0
1919 Calvert St. NW Tenants Association	\$612,500	\$787,500	\$0	5	9	0	0
Tobias Henson Apts.	\$0	\$1,291,216	\$73,784	0	56	8	0
TOT	\$5,140,184	\$7,766,354	\$27,345,842	71	140	615	33
Closed - FY2015 (19 Projects)							
2321 4th Street, NE	\$2,870,101	\$0	\$3,936,138	20	0	96	0
Juniper Heights /7611 and 7701 Georgia Avenue, NW Tenants Association	\$0	\$0	\$6,750,000	0	0	81	14
Owen House	\$505,258	\$0	\$0	4	0	0	0
The Grove at Parkside	\$2,123,223	\$0	\$10,676,777	10	0	176	0
Gainesville Court	\$0	\$571,429	\$228,571	0	6	6	1

Parkway Overlook	\$375,000	\$267,857	\$107,143	74	74	74	0
Maya Angelou Cooperative	\$0	\$0	\$780,000	0	0	9	0
Channel Square	\$0	\$0	\$7,400,000	0	0	147	76
Partner Arms I	\$841,297	\$0	\$0	14	0	0	0
6925 Georgia Ave (Additional Financing)	\$1,146,457	\$1,125,984	\$327,559	8	11	8	0
Cornerstone Comm Supp Housing	\$338,652	\$96,758	\$0	5	2	0	0
Miriam's House	\$743,464	\$0	\$0	25	0	0	0
West End - Square 50	\$322,807	\$3,996,656	\$0	3	52	0	6
The Norwood - Rehabilitation / 1417 N Street Cooperative	\$0	\$498,911	\$94,339	0	55	26	3
Kenyon House Family Cooperative, Inc.	\$0	\$1,516,483	\$86,656	0	7	1	0
RAP, Inc. (additional financing)	\$1,913,006	\$0	\$0	38	0	0	0
HFH Transition House (DHCD HIV/AIDS Housing Initiative)	\$109,000	\$0	\$0	7	0	0	0
Atlantic Terrace	\$6,500,000	\$0	\$0	195	0	0	0
Atlantic Gardens	\$4,100,000	\$0	\$0	108	0	0	0
TOT	\$21,888,264	\$8,074,077	\$30,387,184	511	207	624	106
Closed - FY2016 (5 Projects)							
SOME Benning Road (The Conway Center)	\$16,765,068	\$1,182,721	\$0	162	16	0	4
Kara House	\$398,469	\$996,171	\$56,924	2	7	1	0
Luzon Tenant Association	\$0	\$2,378,752	\$2,768,002	0	11	32	0
The Barlee Tenant Association				0	0	0	37
4000 Benning Road Project	\$2,311,698	\$4,861,905	\$0	18	53	0	0
TOT	\$19,475,235	\$9,419,549	\$2,824,926	182	87	33	41
TOT	\$56,374,907	\$30,542,036	\$62,020,696	889	516	1,301	183

TOTALS									
Project: Loan Status	Closing: Projected or Actual Closing Date	Number of Projects	HPTF: 30% AMI Allocation	HPTF: 50% AMI Allocation	HPTF: 80% AMI Allocation	Property: Related Property Record ID# - Units: HPTF Band 0-30% AMI	Property: Related Property Record ID# - Units: HPTF Band 31-50% AMI	Property: Related Property Record ID# - Units: HPTF Band 51-80% AMI	Property: Related Property Record ID# - Units: HPTF Ineligible
Closed	FY2013	7	\$9,871,224	\$5,282,056	\$1,462,743	125	82	29	3
Closed	FY2014	16	\$5,140,184	\$7,766,354	\$27,345,842	71	140	615	33
Closed	FY2015	19	\$21,888,264	\$8,074,077	\$30,387,184	511	207	624	106
Closed	FY2016	5	\$19,475,235	\$9,419,549	\$2,824,926	182	87	33	41
Totals (4 groups)		47	\$56,374,907	\$30,542,036	\$62,020,696	889	516	1,301	183