

:. Please identify all electronic databases maintained by your agency, including the following:

- a. A detailed description of the information tracked within each system;**
- b. The age of the system and any discussion of substantial upgrades that have been made or are planned to the system; and**
- c. Whether the public can be granted access to all or part of each system.**

Please see attachment Operations : for DOC response.

Attachment Operations 8

Agency Operations Response # 8

Dataset Name	In service since	Brief Description of the Dataset	Upgrades Planned	Is the data made Publicly Available?	Subject to Privacy (Protected) Restrictions?	If Yes, Why
JACCS	2001	Inmate Criminal Records and All Necessary Non-Health Related Inmate Information	Yes. RFP formulation underway.	Generally speaking, no. Only parts of it under strictest privacy and security constraints for official District related requests including research requests.	YES	This dataset contains a wide array of inmate information dating back to 1975. It contains PII of pretrial and sentenced inmates who are or have been in DOC custody, PII of individuals who have visited former and current inmates, gang affiliations and the identity of inmate enemies, separatees and cooperators that, if released, would pose serious security risks and put the lives of inmates, staff and citizens in jeopardy, and arrest information of pretrial inmates who have not been convicted. Information in this dataset is protected by 5 U.S.C. § 552a (Federal Privacy Act), D.C. Code §§ 2-534(a)(2) and (a)(3)(DC FOIA), DCMR § 1-406.2 (DC FOIA Regulations), and DCMR § 1-1004 (The Duncan Ordinance).
CENSUS TABLES	2006	JACCS Snapshot Datawarehouse to support Analysis	Not at this time	Only in aggregate form for reporting and analysis; subject to same restrictions as JACCS information.	YES	This dataset contains a wide array of inmate information dating back to 1975. It contains PII of pretrial and sentenced inmates who are or have been in DOC custody, PII of individuals who have visited former and current inmates, gang affiliations and the identity of inmate enemies, separatees and cooperators that, if released, would pose serious security risks and put the lives of inmates, staff and citizens in jeopardy, and arrest information of pretrial inmates who have not been convicted. Information in this dataset is protected by 5 U.S.C. § 552a (Federal Privacy Act), D.C. Code §§ 2-534(a)(2) and (a)(3)(DC FOIA), DCMR § 1-406.2 (DC FOIA Regulations), and DCMR § 1-1004 (The Duncan Ordinance).

Agency Operations Response # 8

Dataset Name	In service since	Brief Description of the Dataset	Upgrades Planned	Is the data made Publicly Available?	Subject to Privacy (Protected) Restrictions?	If Yes, Why
Centricity	2006	Inmate Electronic Medical Record		NO	YES	This dataset contains medical and mental health records going back as far as 1975 of current and former inmates of the DOC. Information in this dataset is protected by 45 C.F.R. 164 Subpart E (HIPAA), D.C. Code § 7-242 (Disclosure of Health and Human Services Information), D.C. Code § 7-1605 (Confidentiality of HIV Records), D.C. Code § 22-3903 (Confidentiality of HIV Test Results), D.C. Code § 14-307 (Confidentiality of Information Obtained from a Mental Health Professional), D.C. Code § 7-1201.02 (Confidentiality of Mental Health Information), D.C. Code § 7-1201.03 (Disclosure of Mental Health Notes), D.C. Code § 7-1231.10 (Mental Health Information Privacy), 42 U.S.C. § 290dd-2 (Confidentiality of Substance Abuse Treatment Records), 28 C.F.R. § 115.61 (PREA Reporting of Sexual Abuse Information), D.C. Code § 2-534(a)(2) (DC FOIA), DCMR § 1-406.2 (DC FOIA Regulations), 5 U.S.C. § 552a (Federal Privacy Act), and D.C. Code § 14-307 (Physician/Mental Health Professional Privilege).

Agency Operations Response # 8

Dataset Name	In service since	Brief Description of the Dataset	Upgrades Planned	Is the data made Publicly Available?	Subject to Privacy (Protected) Restrictions?	If Yes, Why
CIPS	2006	Correctional Pharmacy Information System	Yes. Interfaces currently being developed to enable electronic Medical Administration Record autopopulation.	NO	YES	This dataset contains medical and mental health records going back as far as 1975 of current and former inmates of the DOC. Information in this dataset is protected by 45 C.F.R. 164 Subpart E (HIPAA), D.C. Code § 7-242 (Disclosure of Health and Human Services Information), D.C. Code § 7-1605 (Confidentiality of HIV Records), D.C. Code § 22-3903 (Confidentiality of HIV Test Results), D.C. Code § 14-307 (Confidentiality of Information Obtained from a Mental Health Professional), D.C. Code § 7-1201.02 (Confidentiality of Mental Health Information), D.C. Code § 7-1201.03 (Disclosure of Mental Health Notes), D.C. Code § 7-1231.10 (Mental Health Information Privacy), 42 U.S.C. § 290dd-2 (Confidentiality of Substance Abuse Treatment Records), 28 C.F.R. § 115.61 (PREA Reporting of Sexual Abuse Information), D.C. Code § 2-534(a)(2) (DC FOIA), DCMR § 1-406.2 (DC FOIA Regulations), 5 U.S.C. § 552a (Federal Privacy Act), and D.C. Code § 14-307 (Physician/Mental Health Professional Privilege).
MicroMain	2010	Facilities Maintenance Information System	Not at this time	Some data is reported publicly because it is required by DC Statute.	No	
IT Asset Management System	2012	IT Asset Inventory Control System	Not at this time	NO	No	
Helpdesk Ticket Management System	2013	IT helpdesk ticket control system	Not at this time	NO	YES	This dataset contains tracking of agency employee questions/requests to the agency's IT department and that department's proposed solutions. This dataset contains information that is subject to the deliberative process privilege and is protected by D.C. Code § 2-534(a)(4) (DC FOIA), DCMR § 1-406.2 (DC FOIA Regulations), and In re Sealed Case, 121 F.3d 729 (D.C. Cir. 1997).

Agency Operations Response # 8

Dataset Name	In service since	Brief Description of the Dataset	Upgrades Planned	Is the data made Publicly Available?	Subject to Privacy (Protected) Restrictions?	If Yes, Why
Memorandum of Understanding Data Management System	Not currently in use	Data base of DOC MOUs	Not at this time	Yes, publicly reported in response to oversight questions once a year	No	
Policy Database	2004	Repository of Policy statements, SOPs, and Operational Memos, Change Notices etc.	Assessment underway.	Most policy statements are posted publicly on DOC's website. SOPs are not posted publicly.	Partially	This dataset contains all of the policies and procedures of the agency. All policies and procedures, except those related to the safety and security procedures of the agency, are already made available to the public on the agency's website. The safety and security procedures cannot be released to the public because they contain security sensitive information and protocols that if released could compromise the agency's control of its facilities.
In Time	2012	Electronic Roster Management System	Not at this time	NO	YES	This dataset contains PII of employees of the DOC. Information in this dataset is protected by 5 U.S.C. § 552a (Federal Privacy Act), D.C. Code § 1-631.01 (Personnel Records Policy), DCPM § 6B-3113 (Disclosure of Personnel Information), D.C. Code § 2-534(a)(2)(DC FOIA), and DCMR § 1-406.2 (DC FOIA Regulations).
Guard1 Rounds Tracking	2014	Tracks Correctional Officer Compliance with Rounds Policy	Not at this time	NO	YES	This dataset contains PII of employees of the DOC. Information in this dataset is protected by 5 U.S.C. § 552a (Federal Privacy Act), D.C. Code § 2-534(a)(2) (DC FOIA), DCMR § 1-406.2 (DC FOIA Regulations) and DCPM § 6B-3113 (Disclosure of Personnel Information). This dataset also contains sensitive operational information.
Renovo	2014	Video Visitation Appointment Scheduling System	Not at this time	NO	YES	This dataset contains PII of inmates and individuals who have social visits with inmates in the DOC, as well as the substantive conversations between these individuals. These conversations can contain private or confidential information and can identify who inmates have relationships with, which can put the inmate and the inmate's visitors in danger. Information in this dataset is protected by 5 U.S.C. § 552a (Federal Privacy Act), D.C. Code § 2-534(a)(2) (DC FOIA), DCMR § 1-406.2 (DC FOIA Regulations), Adams v. Franklin, 924 A.2d 993 (D.C. 2007)(Attorney-Client Privilege), and D.C. Code § 14-306 (Spouse/Domestic Partner Privilege).

Agency Operations Response # 8

Dataset Name	In service since	Brief Description of the Dataset	Upgrades Planned	Is the data made Publicly Available?	Subject to Privacy (Protected) Restrictions?	If Yes, Why
Performance Reporting Online (current system, legacy systems have been used since 2005)	2012	DOC Operational Performance Reporting System. Contains operational metrics.	Not at this time	Some data is reported publicly because it is required by DC Statute. Some is reported publicly through KPI tracker, in the PAR, budget book and Track DC.	YES	This dataset contains tracking of operational metrics that inform the agency of its performance in relation to its performance goals and brings agency attention to operational issues that need attention and/or action. Information in this dataset is relied upon to inform management decision-making in all areas of agency operations and contains information that is subject to the deliberative process privilege. This dataset is protected by D.C. Code § 2-534(4) (DC FOIA), DCMR § 1-406.2 (DC FOIA Regulations), and In re Sealed Case, 121 F.3d 729 (D.C. Cir. 1997).
COMPAS	2014	Inmate Case Plan and Assessment System.	Not at this time	NO	YES	This dataset contains information related to inmate reentry plans and assessments. This data set contains PII of inmates as well as family members and associates, medical and mental health information, substance abuse information, and education information. Information in this dataset is protected by 5 U.S.C. § 552a (Federal Privacy Act), D.C. Code § 2-534(a)(2) (DC FOIA), DCMR § 1-406.2 (DC FOIA Regulations), 45 C.F.R. 164 Subpart E (HIPAA), D.C. Code § 7-242 (Disclosure of Health and Human Services Information), D.C. Code § 7-1605 (Confidentiality of HIV Records), D.C. Code § 22-3903 (Confidentiality of HIV Test Results), D.C. Code § 14-307 (Confidentiality of Information Obtained from a Mental Health Professional), D.C. Code § 7-1201.02 (Confidentiality of Mental Health Information), D.C. Code § 7-1201.03 (Disclosure of Mental Health Notes), D.C. Code § 7-1231.10 (Mental Health Information Privacy), 42 U.S.C. § 290dd-2 (Confidentiality of Substance Abuse Treatment Records), 28 C.F.R. § 115.61 (PREA Reporting of Sexual Abuse Information), D.C. Code § 14-307 (Physician/Mental Health Professional Privilege), 34 C.F.R. § 99.30 (Disclosure of Education Records), 34 C.F.R. § 300.622 (Disclosure of Education Records of Individuals with Disabilities), and DCMR § 5-E2603 (Privacy of Student Records).

Agency Operations Response # 8

Dataset Name	In service since	Brief Description of the Dataset	Upgrades Planned	Is the data made Publicly Available?	Subject to Privacy (Protected) Restrictions?	If Yes, Why
Contracts Database		List of DOC Contracts, vendors, and expiration dates	Not at this time	Yes, publicly reported in response to oversight questions once a year	No	
IRIS Scan	2013	Inmate biometric imaging system	Not at this time	NO	YES	This dataset contains PII of pretrial and sentenced inmates. Information in this dataset is protected by 5 U.S.C. § 552a (Federal Privacy Act), D.C. Code § 2-534(a)(2)(DC FOIA), and DCMR § 1-406.2 (DC FOIA Regulations).
Time Clock Plus	2012	Employee Biometric Timeclock	Not at this time	NO. However, the timepunches are fed through an interface into PeopleSoft for payroll processing. So to the extent PeopleSoft information is made public, this information feeds into it.	YES	This dataset contains PII of employees of the DOC. This information is protected by 5 U.S.C. § 552a (Federal Privacy Act), D.C. Code § 2-534(a)(2)(DC FOIA), DCMR § 1-406.2 (DC FOIA Regulations), and DCPM § 6B-3113 (Disclosure of Personnel Information). This dataset also contains sensitive operational information.
Incident Database	2014	Repository of incident related information. Information can be printed out at the time of incident report generation, but next to impossible to retrieve or mine. DOC is phasing this out.	Integrated upgrade with OMS being considered	NO	YES	This database is an archive of incident information in the DOC. It contains video surveillance, incident reports, incident notifications, and staff and inmate medical information. Information in this data set it protected by 5 U.S.C. § 552a (Federal Privacy Act), 45 C.F.R. 164 Subpart E (HIPAA), D.C. Code § 7-242 (Disclosure of Health and Human Services Information), D.C. Code § 7-1605 (Confidentiality of HIV Records), D.C. Code § 22-3903 (Confidentiality of HIV Test Results), D.C. Code § 14-307 (Confidentiality of Information Obtained from a Mental Health Professional), D.C. Code § 7-1201.02 (Confidentiality of Mental Health Information), D.C. Code § 7-1201.03 (Disclosure of Mental Health Notes), D.C. Code § 7-1231.10 (Mental Health Information Privacy), 42 U.S.C. § 290dd-2 (Confidentiality of Substance Abuse Treatment Records), 28 C.F.R. § 115.61 (PREA Reporting of Sexual Abuse Information), D.C. Code §§ 2-534(a)(2), (a)(3), and (a)(4)(DC FOIA), and DCMR § 1-406.2 (DC FOIA Regulations).

Agency Operations Response # 8

Dataset Name	In service since	Brief Description of the Dataset	Upgrades Planned	Is the data made Publicly Available?	Subject to Privacy (Protected) Restrictions?	If Yes, Why
Lotus Notes Databases: Districtwide Escape Monitoring System, LockupList, Prisoner Transport Report, Transaction Management System, Release Processing Application	2002 (oldest) - 2013 (newest)	Various workflow management applications.	Yes. Migration to platforms aligned with District standards and/or integration with upgraded OMS planned.	NO	YES	Most information in these systems originates from one of the other listed and referenced systems. These datasets also contains PII of employees of the DOC. This information is protected by 5 U.S.C. § 552a (Federal Privacy Act), D.C. Code § 2-534(a)(2)(DC FOIA), DCMR § 1-406.2 (DC FOIA Regulations), and DCPM § 6B-3113 (Disclosure of Personnel Information). These datasets also contain sensitive operational information.

- 9. Please provide a detailed description about any new technology acquired in FY16 and FY17, to date, including the cost, where it is used, and what it does. Please explain if there have there been any issues with implementation.**

There was no new technology acquired or deployed in FY 2016 or FY 2017, to date.

10. How does the agency ensure that staff are trained in trauma-informed practices? What trauma-informed training is mandated for staff, and what trauma-informed training is available for staff in FY17?

DOC worked with Substance Abuse and Mental Health Services Administration (SAMHSA) on the training for the Step-Down Unit (SDU). DOC uniformed staff posted to the SDU and mental health clinical staff attended the training. DOC is in the process of working with SAMHSA to establish ongoing training (via Train the Trainer- SAMHSA to train DOC Training Academy Staff to teach a Trauma Informed Care module) for DOC employees who have direct contact with the inmate population, particularly for those working on the specialized mental health service units. DOC hopes to commence this training in Q1 of FY 2018.

11. Please provide an update on the following initiatives, including: the duration of the initiative; the cost of the initiative; the source of funds for the initiative; the frequency of the initiative; whether or not the initiative or programming is currently taking place at the juvenile unit at CTF; and, if the initiative or programming has ceased, the reason for concluding the initiative or programming:

- a. END SILENCE: Youth Speaking Up About Sexual Abuse in Custody;**
- b. Free Minds Book Club & Writing Workshop;**
- c. Residential Substance Abuse Treatment (“RSAT”);**
- d. Summer Youth Olympics;**
- e. Life Skills with New Revival Center of Renewal;**
- f. Mindfulness Meditation;**
- g. Criminion;**
- h. Women’s Wing;**
- i. Prison S.M.A.R.T. (yoga);**
- j. Alliance of Concerned Men life skills sessions; and**
- k. R.O.O.T.S. life skills sessions.**

Tabulated below please find the DOC’s response to the above question.

Initiative or Program	Duration of Initiative	Cost of Initiative	Frequency	Currently taking place in juvenile unit	If ceased, why did the initiative or program stop?
END SILENCE: Youth Speaking Up About Sexual Abuse in Custody;	Ongoing:	N/A	N/A	This is a PREA document given at intake	N/A
Free Minds Book Club & Writing Workshop;	15 years, Ongoing	N/A	Twice weekly	Yes	N/A
Residential Substance Abuse Treatment (“RSAT”);	10 years, Ongoing	RSAT receives grant funds from the DOJ in the amount of \$75,912.00, and Inmate Welfare Funds in the amount of \$43,350.00.	M-F, 7 AM- 7 PM	No	N/A

Initiative or Program	Duration of Initiative	Cost of Initiative	Frequency	Currently taking place in juvenile unit	If ceased, why did the initiative or program stop?
Summer Youth Olympics;	One session	None	One time occurrence	No	DOC continued summer activities for youthful offenders by providing summer school, life-skills courses, substance use education, Free Minds Book Club, and sports tournaments.
Life Skills with New Revival Center of Renewal;	2 years	No cost	No longer running	No	Inconsistency was cited as an issue
Mindfulness Meditation;	5 years, Ongoing	None	One hour/ week/unit (RSAT units)		N/A
Criminon;	6 years, Ongoing	No Cost	Weekly	No	N/A
Women's Wing;	Ongoing	None	One hour/ week (RSAT men's unit)		N/A
Prison S.M.A.R.T. (yoga);	5 years	N/A	Once per week	No	Vendor could not continue, juveniles lost interest
Alliance of Concerned Men Life Skills sessions	One session	NA	Once	No	Vendor could not continue in a volunteer capacity
R.O.O.T.S. life skills sessions.	One session in 2013	N/A	Once	No	DOC continued a life-skills initiative by empowerment sessions with the D.C. Chief Medical Examiner.

12. Please provide, by month, the number of grievances filed by prisoners at the CDF since January 1, 2016.

Below please find tabulated formal grievances and appeals filed by inmates housed at the CDF since January 1, 2016.

Formal Grievances and Appeals Received													
	Jan. 2016	Feb	Mar	Apr	May	Jun	Jul	Aug	Sept.	Oct	Nov	Dec	Jan. 2017
Formal Grievance	3	6	12	24	13	10	44	52	3	6	8	4	1
Level 1 Appeal	15	0	0	0	0	1	0	0	0	0	0	0	0
Level 2 Appeal	0	0	0	0	0	0	0	0	0	0	0	0	0

Response times are tabulated below.

Response Time for Formal Grievances and Appeals by Fiscal Year FY 16 - January 2016 - September 2016 FY 17 - October 2016 - January 2017		
	Responded to w/in 15 Days	Responded to w/in 31 Days
FY16 Formal Grievances	148	18
FY16 Level 1 Appeal	15	0
FY16 Level 2 Appeal	0	0
FY17 Formal Grievances	13	5
FY17 Level 1 Appeal	0	0
FY17 Level 2 Appeal	0	0

- a. **On a fiscal year basis, how many of these received a response within 15 days?**
One hundred and forty eight grievances in FY 2016 and 18 grievances in Q1 FY 2017 received a response within 15 days.
- b. **How many were received within 31 days?**
It required DOC between 16 and 31 days to respond to 18 grievances in FY 2016 and 5 grievances in Q1 FY 2017.
- c. **How many were appealed to Level 2?**
No grievances were appealed to Level 2.
- d. **How many Level 2 complaints received a response within 15 days?**
Since no grievances were appealed to Level 2, responses were not required.
- e. **How many Level 2 complaints received a response within 31 days?**
Since no grievances were appealed to Level 2, responses were not required.
- f. **How many reached the Director level (Level 3)?**
No grievances were appealed to Level 3.
- g. **What was the average response time at Level 3?**

Since no grievances were appealed to Level 3, responses were not required.

13. Please provide the inmate population at the CDF and CTF (DOC inmates only) as of the first Monday of the month for FY16 and FY17, to date.

Below is tabulated the inmate population at CDF and CTF for DOC inmates only as of the first Monday of the month for FY 2016 and FY 2017 through January 2, 2017.

Date	CDF	CTF	CDF-CTF Combined
10/5/2015	1168	395	1563
11/2/2015	1253	410	1663
12/7/2015	1293	417	1710
1/4/2016	1294	399	1693
2/1/2016	1273	440	1713
3/7/2016	1252	405	1657
4/4/2016	1238	417	1655
5/2/2016	1209	452	1661
6/6/2016	1243	439	1682
7/4/2016	1304	430	1734
8/1/2016	1207	595	1802
9/5/2016	1215	535	1750
10/3/2016	1285	562	1847
11/7/2016	1335	514	1849
12/5/2016	1,324	469	1793
1/2/2017	1297	438	1735

14. Please include a monthly population breakdown, including the number of pre-trial felons, sentenced felons, pre-trial misdemeanants, sentenced misdemeanants, parole violators, writs/holds, and federal program failures, from January 1, 2016, until the present. Explain how these numbers were calculated.

A monthly population breakdown, including the number of pre-trial felons (PF), sentenced felons (SF), pre-trial misdemeanants (PM), sentenced misdemeanants (SM), parole violators (PV), and writs/holds (WH) from January 1, 2015 until the present is provided for the first of each month in Table 14 below.

Table 14. First of the month inmate population distribution by inmate legal status.

Date	OT	PM	SM	PF	PV	SF			WH	Grand Total
						Short Term Sentenced Felons	Other Sentenced Felons	Total Sentenced Felons		
1/1/2015	19	117	163	806	369	138	98	236	81	1,79
2/1/2015	7	105	197	800	346	138	86	224	79	1,75
3/1/2015	19	103	197	782	334	129	91	220	80	1,73
4/1/2015	7	93	197	785	343	112	78	190	90	1,70
5/1/2015	3	107	185	760	340	108	71	179	80	1,65
6/1/2015	10	126	190	734	329	110	72	182	72	1,64
7/1/2015	6	107	181	743	361	101	66	167	66	1,63
8/1/2015	8	99	185	752	334	106	86	192	78	1,64
9/1/2015	5	122	143	804	351	117	50	167	68	1,66
10/1/2015	8	117	138	851	345	88	77	165	67	1,69
11/1/2015	7	130	152	859	352	73	138	211	81	1,79
12/1/2015	17	141	142	886	413	78	103	181	84	1,86
1/1/2016	10	150	132	866	419	58	95	153	84	1,81
2/1/2016	9	120	134	884	423	76	89	165	91	1,82
3/1/2016	12	109	138	853	452	89	161	138	90	1,815
4/1/2016	17	88	147	795	458	72	144	147	99	1,748
5/1/2016	10	122	161	822	437	107	156	161	93	1,801
6/1/2016	8	143	130	859	430	51	140	130	101	1,811
7/1/2016	5	123	165	864	455	73	143	165	94	1,849
8/1/2016	9	118	165	910	471	85	148	165	97	1,918
9/1/2016	3	121	172	904	441	86	143	172	86	1,870
10/1/2016	34	136	189	879	445	132	180	189	89	1,952
11/1/2016	21	131	172	960	468	102	154	172	90	1,996
12/1/2016	5	122	188	926	418	99	161	188	86	1,906

	OT	PM	SM	PF	PV	SF			WH	Grand Total
Date						Short Term Sentenced Felons	Other Sentenced Felons	Total Sentenced Felons		
1/1/2017	4	121	169	941	386	97	141	169	76	1,838
2/1/2017										

15. What was the average daily population at the CTF for FY16 and FY17, to date?

The average daily population (ADP) at CTF for FY 2016 was 452 local inmates, 95 Short Term Sentenced Felons (FBOP) and 50 USMS Greenbelt, MD inmates. For FY 2017 through January 31, 2017 the ADP at CTF was 474 local inmates, 57 Short Term Sentenced Felons (FBOP) and 51 USMS Greenbelt, MD inmates.

16. What was the daily population count for juveniles in DOC custody by gender and race for CY14, CY15, and CY16?

The daily population count for juveniles is provided below for CY 2014, CY 2015 and CY 2016.

Distinct Count Of Juveniles for CY 14 - CY 16	201	9	1	9	192	1	179	12
	Total Juveniles	Female Juveniles			Male Juveniles			
Date	Total	Total	Other	Black	Total	Other	Black	Hispanic
1/1/2014	19	0	0	0	19	0	18	1
1/2/2014	19	0	0	0	19	0	18	1
1/3/2014	20	0	0	0	20	0	19	1
1/4/2014	19	0	0	0	19	0	18	1
1/5/2014	19	0	0	0	19	0	18	1
1/6/2014	19	0	0	0	19	0	18	1
1/7/2014	19	0	0	0	19	0	18	1
1/8/2014	18	0	0	0	18	0	17	1
1/9/2014	18	0	0	0	18	0	17	1
1/10/2014	17	0	0	0	17	0	16	1
1/11/2014	18	0	0	0	18	0	17	1
1/12/2014	19	0	0	0	19	0	18	1
1/13/2014	18	0	0	0	18	0	17	1
1/14/2014	18	0	0	0	18	0	17	1
1/15/2014	18	0	0	0	18	0	17	1
1/16/2014	16	0	0	0	16	0	15	1
1/17/2014	17	0	0	0	17	0	16	1
1/18/2014	16	0	0	0	16	0	15	1
1/19/2014	16	0	0	0	16	0	15	1
1/20/2014	16	0	0	0	16	0	15	1
1/21/2014	18	0	0	0	18	0	17	1
1/22/2014	18	0	0	0	18	0	17	1
1/23/2014	17	0	0	0	17	0	16	1
1/24/2014	17	0	0	0	17	0	16	1
1/25/2014	18	0	0	0	18	0	17	1
1/26/2014	18	0	0	0	18	0	17	1
1/27/2014	18	0	0	0	18	0	17	1
1/28/2014	18	0	0	0	18	0	17	1
1/29/2014	17	0	0	0	17	0	16	1
1/30/2014	17	0	0	0	17	0	16	1
1/31/2014	17	0	0	0	17	0	16	1
2/1/2014	17	0	0	0	17	0	16	1
2/2/2014	17	0	0	0	17	0	16	1
2/3/2014	17	0	0	0	17	0	16	1
2/4/2014	17	0	0	0	17	0	16	1

Distinct Count Of Juveniles for CY 14 - CY 16	201	9	1	9	192	1	179	12
	Total Juveniles	Female Juveniles			Male Juveniles			
Date	Total	Total	Other	Black	Total	Other	Black	Hispanic
2/5/2014	17	0	0	0	17	0	16	1
2/6/2014	17	0	0	0	17	0	16	1
2/7/2014	17	0	0	0	17	0	16	1
2/8/2014	19	0	0	0	19	0	18	1
2/9/2014	19	0	0	0	19	0	18	1
2/10/2014	19	0	0	0	19	0	18	1
2/11/2014	19	0	0	0	19	0	18	1
2/12/2014	19	0	0	0	19	0	18	1
2/13/2014	20	0	0	0	20	0	19	1
2/14/2014	20	0	0	0	20	0	19	1
2/15/2014	18	0	0	0	18	0	17	1
2/16/2014	18	0	0	0	18	0	17	1
2/17/2014	18	0	0	0	18	0	17	1
2/18/2014	18	0	0	0	18	0	17	1
2/19/2014	18	0	0	0	18	0	17	1
2/20/2014	18	0	0	0	18	0	17	1
2/21/2014	18	0	0	0	18	0	17	1
2/22/2014	18	0	0	0	18	0	17	1
2/23/2014	18	0	0	0	18	0	17	1
2/24/2014	18	0	0	0	18	0	17	1
2/25/2014	17	0	0	0	17	0	16	1
2/26/2014	17	0	0	0	17	0	16	1
2/27/2014	18	0	0	0	18	0	17	1
2/28/2014	19	0	0	0	19	0	18	1
3/1/2014	18	0	0	0	18	0	17	1
3/2/2014	19	0	0	0	19	0	18	1
3/3/2014	19	0	0	0	19	0	18	1
3/4/2014	19	0	0	0	19	0	18	1
3/5/2014	19	0	0	0	19	0	18	1
3/6/2014	19	0	0	0	19	0	18	1
3/7/2014	19	0	0	0	19	0	18	1
3/8/2014	19	0	0	0	19	0	18	1
3/9/2014	19	0	0	0	19	0	18	1
3/10/2014	19	0	0	0	19	0	18	1
3/11/2014	19	0	0	0	19	0	18	1
3/12/2014	19	0	0	0	19	0	18	1
3/13/2014	19	0	0	0	19	0	18	1
3/14/2014	19	0	0	0	19	0	18	1
3/15/2014	20	0	0	0	20	0	19	1
3/16/2014	20	0	0	0	20	0	19	1
3/17/2014	20	0	0	0	20	0	19	1
3/18/2014	20	0	0	0	20	0	19	1
3/19/2014	20	0	0	0	20	0	19	1

Distinct Count Of Juveniles for CY 14 - CY 16	201	9	1	9	192	1	179	12
	Total Juveniles	Female Juveniles			Male Juveniles			
Date	Total	Total	Other	Black	Total	Other	Black	Hispanic
3/20/2014	20	0	0	0	20	0	19	1
3/21/2014	20	0	0	0	20	0	19	1
3/22/2014	21	0	0	0	21	0	20	1
3/23/2014	20	0	0	0	20	0	19	1
3/24/2014	20	0	0	0	20	0	19	1
3/25/2014	20	0	0	0	20	0	19	1
3/26/2014	20	0	0	0	20	0	19	1
3/27/2014	18	0	0	0	18	0	17	1
3/28/2014	19	0	0	0	19	0	18	1
3/29/2014	16	0	0	0	16	0	15	1
3/30/2014	16	0	0	0	16	0	15	1
3/31/2014	16	0	0	0	16	0	15	1
4/1/2014	16	0	0	0	16	0	15	1
4/2/2014	16	0	0	0	16	0	15	1
4/3/2014	16	0	0	0	16	0	15	1
4/4/2014	16	0	0	0	16	0	15	1
4/5/2014	16	0	0	0	16	0	15	1
4/6/2014	16	0	0	0	16	0	15	1
4/7/2014	16	0	0	0	16	0	15	1
4/8/2014	16	0	0	0	16	0	15	1
4/9/2014	16	0	0	0	16	0	15	1
4/10/2014	17	0	0	0	17	0	16	1
4/11/2014	17	0	0	0	17	0	16	1
4/12/2014	17	0	0	0	17	0	16	1
4/13/2014	16	0	0	0	16	0	15	1
4/14/2014	16	0	0	0	16	0	15	1
4/15/2014	16	0	0	0	16	0	15	1
4/16/2014	15	0	0	0	15	0	14	1
4/17/2014	15	0	0	0	15	0	14	1
4/18/2014	15	0	0	0	15	0	14	1
4/19/2014	16	0	0	0	16	0	15	1
4/20/2014	16	0	0	0	16	0	15	1
4/21/2014	16	0	0	0	16	0	15	1
4/22/2014	16	0	0	0	16	0	15	1
4/23/2014	16	0	0	0	16	0	15	1
4/24/2014	15	0	0	0	15	0	14	1
4/25/2014	15	0	0	0	15	0	14	1
4/26/2014	15	0	0	0	15	0	14	1
4/27/2014	15	0	0	0	15	0	14	1
4/28/2014	15	0	0	0	15	0	14	1
4/29/2014	15	0	0	0	15	0	14	1
4/30/2014	15	0	0	0	15	0	14	1
5/1/2014	15	0	0	0	15	0	14	1

Distinct Count Of Juveniles for CY 14 - CY 16	201	9	1	9	192	1	179	12
	Total Juveniles	Female Juveniles			Male Juveniles			
Date	Total	Total	Other	Black	Total	Other	Black	Hispanic
5/2/2014	15	0	0	0	15	0	14	1
5/3/2014	15	0	0	0	15	0	14	1
5/4/2014	15	0	0	0	15	0	14	1
5/5/2014	15	0	0	0	15	0	14	1
5/6/2014	15	0	0	0	15	0	14	1
5/7/2014	15	0	0	0	15	0	14	1
5/8/2014	15	0	0	0	15	0	14	1
5/9/2014	15	0	0	0	15	0	14	1
5/10/2014	15	0	0	0	15	0	14	1
5/11/2014	14	0	0	0	14	0	13	1
5/12/2014	14	0	0	0	14	0	13	1
5/13/2014	14	0	0	0	14	0	13	1
5/14/2014	14	0	0	0	14	0	13	1
5/15/2014	15	0	0	0	15	0	14	1
5/16/2014	15	0	0	0	15	0	14	1
5/17/2014	14	0	0	0	14	0	13	1
5/18/2014	14	0	0	0	14	0	13	1
5/19/2014	14	0	0	0	14	0	13	1
5/20/2014	14	0	0	0	14	0	13	1
5/21/2014	14	0	0	0	14	0	13	1
5/22/2014	14	0	0	0	14	0	13	1
5/23/2014	14	0	0	0	14	0	13	1
5/24/2014	14	0	0	0	14	0	13	1
5/25/2014	15	0	0	0	15	0	14	1
5/26/2014	15	0	0	0	15	0	14	1
5/27/2014	15	0	0	0	15	0	14	1
5/28/2014	15	0	0	0	15	0	14	1
5/29/2014	15	0	0	0	15	0	14	1
5/30/2014	15	0	0	0	15	0	14	1
5/31/2014	15	0	0	0	15	0	14	1
6/1/2014	15	0	0	0	15	0	14	1
6/2/2014	15	0	0	0	15	0	14	1
6/3/2014	13	0	0	0	13	0	12	1
6/4/2014	13	0	0	0	13	0	12	1
6/5/2014	13	0	0	0	13	0	12	1
6/6/2014	13	0	0	0	13	0	12	1
6/7/2014	12	0	0	0	12	0	11	1
6/8/2014	13	0	0	0	13	0	12	1
6/9/2014	13	0	0	0	13	0	12	1
6/10/2014	14	0	0	0	14	0	13	1
6/11/2014	15	0	0	0	15	0	14	1
6/12/2014	14	0	0	0	14	0	13	1
6/13/2014	14	0	0	0	14	0	13	1

Distinct Count Of Juveniles for CY 14 - CY 16	201	9	1	9	192	1	179	12
	Total Juveniles	Female Juveniles			Male Juveniles			
Date	Total	Total	Other	Black	Total	Other	Black	Hispanic
6/14/2014	14	0	0	0	14	0	13	1
6/15/2014	15	0	0	0	15	0	14	1
6/16/2014	15	0	0	0	15	0	14	1
6/17/2014	16	0	0	0	16	0	15	1
6/18/2014	16	0	0	0	16	0	15	1
6/19/2014	16	0	0	0	16	0	15	1
6/20/2014	14	0	0	0	14	0	13	1
6/21/2014	14	0	0	0	14	0	13	1
6/22/2014	14	0	0	0	14	0	13	1
6/23/2014	13	0	0	0	13	0	12	1
6/24/2014	13	0	0	0	13	0	12	1
6/25/2014	13	0	0	0	13	0	12	1
6/26/2014	13	0	0	0	13	0	12	1
6/27/2014	13	0	0	0	13	0	12	1
6/28/2014	13	0	0	0	13	0	12	1
6/29/2014	13	0	0	0	13	0	12	1
6/30/2014	13	0	0	0	13	0	12	1
7/1/2014	14	0	0	0	14	0	13	1
7/2/2014	14	0	0	0	14	0	13	1
7/3/2014	14	0	0	0	14	0	13	1
7/4/2014	13	0	0	0	13	0	12	1
7/5/2014	13	0	0	0	13	0	12	1
7/6/2014	13	0	0	0	13	0	12	1
7/7/2014	13	0	0	0	13	0	12	1
7/8/2014	13	0	0	0	13	0	12	1
7/9/2014	14	0	0	0	14	0	13	1
7/10/2014	12	0	0	0	12	0	11	1
7/11/2014	13	0	0	0	13	0	12	1
7/12/2014	12	0	0	0	12	0	11	1
7/13/2014	12	0	0	0	12	0	11	1
7/14/2014	12	0	0	0	12	0	11	1
7/15/2014	13	0	0	0	13	0	12	1
7/16/2014	12	0	0	0	12	0	11	1
7/17/2014	12	0	0	0	12	0	11	1
7/18/2014	12	0	0	0	12	0	11	1
7/19/2014	12	0	0	0	12	0	11	1
7/20/2014	12	0	0	0	12	0	11	1
7/21/2014	12	0	0	0	12	0	11	1
7/22/2014	12	0	0	0	12	0	11	1
7/23/2014	12	0	0	0	12	0	11	1
7/24/2014	12	0	0	0	12	0	11	1
7/25/2014	12	0	0	0	12	0	11	1
7/26/2014	12	0	0	0	12	0	11	1

Distinct Count Of Juveniles for CY 14 - CY 16	201	9	1	9	192	1	179	12
	Total Juveniles	Female Juveniles			Male Juveniles			
Date	Total	Total	Other	Black	Total	Other	Black	Hispanic
7/27/2014	12	0	0	0	12	0	11	1
7/28/2014	12	0	0	0	12	0	11	1
7/29/2014	12	0	0	0	12	0	11	1
7/30/2014	12	0	0	0	12	0	11	1
7/31/2014	12	0	0	0	12	0	11	1
8/1/2014	12	0	0	0	12	0	11	1
8/2/2014	12	0	0	0	12	0	11	1
8/3/2014	12	0	0	0	12	0	11	1
8/4/2014	12	0	0	0	12	0	11	1
8/5/2014	12	0	0	0	12	0	11	1
8/6/2014	12	0	0	0	12	0	11	1
8/7/2014	12	0	0	0	12	0	11	1
8/8/2014	12	0	0	0	12	0	11	1
8/9/2014	12	0	0	0	12	0	11	1
8/10/2014	12	0	0	0	12	0	11	1
8/11/2014	12	0	0	0	12	0	11	1
8/12/2014	12	0	0	0	12	0	11	1
8/13/2014	12	0	0	0	12	0	11	1
8/14/2014	12	0	0	0	12	0	11	1
8/15/2014	12	0	0	0	12	0	11	1
8/16/2014	11	0	0	0	11	0	10	1
8/17/2014	11	0	0	0	11	0	10	1
8/18/2014	11	0	0	0	11	0	10	1
8/19/2014	11	0	0	0	11	0	10	1
8/20/2014	11	0	0	0	11	0	10	1
8/21/2014	11	0	0	0	11	0	10	1
8/22/2014	11	0	0	0	11	0	10	1
8/23/2014	11	0	0	0	11	0	10	1
8/24/2014	11	0	0	0	11	0	10	1
8/25/2014	11	0	0	0	11	0	10	1
8/26/2014	10	0	0	0	10	0	9	1
8/27/2014	11	0	0	0	11	0	10	1
8/28/2014	11	0	0	0	11	0	10	1
8/29/2014	11	0	0	0	11	0	10	1
8/30/2014	11	0	0	0	11	0	10	1
8/31/2014	11	0	0	0	11	0	10	1
9/1/2014	11	0	0	0	11	0	10	1
9/2/2014	11	0	0	0	11	0	10	1
9/3/2014	11	0	0	0	11	0	10	1
9/4/2014	11	0	0	0	11	0	10	1
9/5/2014	11	0	0	0	11	0	10	1
9/6/2014	11	0	0	0	11	0	10	1
9/7/2014	11	0	0	0	11	0	10	1

Distinct Count Of Juveniles for CY 14 - CY 16	201	9	1	9	192	1	179	12
	Total Juveniles	Female Juveniles			Male Juveniles			
Date	Total	Total	Other	Black	Total	Other	Black	Hispanic
9/8/2014	11	0	0	0	11	0	10	1
9/9/2014	12	0	0	0	12	0	11	1
9/10/2014	12	0	0	0	12	0	11	1
9/11/2014	12	0	0	0	12	0	11	1
9/12/2014	12	0	0	0	12	0	11	1
9/13/2014	12	0	0	0	12	0	11	1
9/14/2014	13	0	0	0	13	0	12	1
9/15/2014	13	0	0	0	13	0	12	1
9/16/2014	13	0	0	0	13	0	12	1
9/17/2014	13	0	0	0	13	0	12	1
9/18/2014	13	0	0	0	13	0	12	1
9/19/2014	13	0	0	0	13	0	12	1
9/20/2014	13	0	0	0	13	0	12	1
9/21/2014	13	0	0	0	13	0	12	1
9/22/2014	13	0	0	0	13	0	12	1
9/23/2014	13	0	0	0	13	0	12	1
9/24/2014	13	0	0	0	13	0	12	1
9/25/2014	13	0	0	0	13	0	12	1
9/26/2014	16	0	0	0	16	0	13	3
9/27/2014	18	0	0	0	18	0	14	4
9/28/2014	18	0	0	0	18	0	14	4
9/29/2014	18	0	0	0	18	0	14	4
9/30/2014	19	0	0	0	19	0	15	4
10/1/2014	16	0	0	0	16	0	12	4
10/2/2014	16	0	0	0	16	0	12	4
10/3/2014	15	0	0	0	15	0	11	4
10/4/2014	15	0	0	0	15	0	11	4
10/5/2014	15	0	0	0	15	0	11	4
10/6/2014	15	0	0	0	15	0	11	4
10/7/2014	15	0	0	0	15	0	11	4
10/8/2014	14	0	0	0	14	0	10	4
10/9/2014	14	0	0	0	14	0	10	4
10/10/2014	15	0	0	0	15	0	11	4
10/11/2014	15	0	0	0	15	0	11	4
10/12/2014	15	0	0	0	15	0	11	4
10/13/2014	15	0	0	0	15	0	11	4
10/14/2014	16	0	0	0	16	0	12	4
10/15/2014	16	0	0	0	16	0	12	4
10/16/2014	15	0	0	0	15	0	11	4
10/17/2014	14	0	0	0	14	0	10	4
10/18/2014	14	0	0	0	14	0	10	4
10/19/2014	14	0	0	0	14	0	10	4
10/20/2014	13	0	0	0	13	0	9	4

Distinct Count Of Juveniles for CY 14 - CY 16	201	9	1	9	192	1	179	12
	Total Juveniles	Female Juveniles			Male Juveniles			
Date	Total	Total	Other	Black	Total	Other	Black	Hispanic
10/21/2014	13	0	0	0	13	0	9	4
10/22/2014	12	0	0	0	12	0	8	4
10/23/2014	12	0	0	0	12	0	8	4
10/24/2014	12	0	0	0	12	0	8	4
10/25/2014	13	0	0	0	13	0	8	5
10/26/2014	13	0	0	0	13	0	8	5
10/27/2014	13	0	0	0	13	0	8	5
10/28/2014	13	0	0	0	13	0	8	5
10/29/2014	13	0	0	0	13	0	8	5
10/30/2014	12	0	0	0	12	0	8	4
10/31/2014	12	0	0	0	12	0	8	4
11/1/2014	12	0	0	0	12	0	8	4
11/2/2014	12	0	0	0	12	0	8	4
11/3/2014	12	0	0	0	12	0	8	4
11/4/2014	12	0	0	0	12	0	8	4
11/5/2014	12	0	0	0	12	0	8	4
11/6/2014	12	0	0	0	12	0	8	4
11/7/2014	12	0	0	0	12	0	8	4
11/8/2014	13	0	0	0	13	0	9	4
11/9/2014	13	0	0	0	13	0	9	4
11/10/2014	13	0	0	0	13	0	9	4
11/11/2014	12	0	0	0	12	0	8	4
11/12/2014	12	0	0	0	12	0	8	4
11/13/2014	12	0	0	0	12	0	8	4
11/14/2014	14	0	0	0	14	0	10	4
11/15/2014	13	0	0	0	13	0	9	4
11/16/2014	13	0	0	0	13	0	9	4
11/17/2014	13	0	0	0	13	0	9	4
11/18/2014	13	0	0	0	13	0	9	4
11/19/2014	13	0	0	0	13	0	9	4
11/20/2014	13	0	0	0	13	0	9	4
11/21/2014	13	0	0	0	13	0	9	4
11/22/2014	13	0	0	0	13	0	9	4
11/23/2014	13	0	0	0	13	0	9	4
11/24/2014	13	0	0	0	13	0	9	4
11/25/2014	13	0	0	0	13	0	9	4
11/26/2014	12	0	0	0	12	0	8	4
11/27/2014	12	0	0	0	12	0	8	4
11/28/2014	13	0	0	0	13	0	9	4
11/29/2014	13	0	0	0	13	0	9	4
11/30/2014	13	0	0	0	13	0	9	4
12/1/2014	13	0	0	0	13	0	9	4
12/2/2014	13	0	0	0	13	0	9	4

Distinct Count Of Juveniles for CY 14 - CY 16	201	9	1	9	192	1	179	12
	Total Juveniles	Female Juveniles			Male Juveniles			
Date	Total	Total	Other	Black	Total	Other	Black	Hispanic
12/3/2014	12	0	0	0	12	0	8	4
12/4/2014	13	0	0	0	13	0	9	4
12/5/2014	13	1	0	1	12	0	8	4
12/6/2014	15	1	0	1	14	0	10	4
12/7/2014	14	1	0	1	13	0	9	4
12/8/2014	14	1	0	1	13	0	9	4
12/9/2014	13	0	0	0	13	0	9	4
12/10/2014	13	0	0	0	13	0	9	4
12/11/2014	13	0	0	0	13	0	9	4
12/12/2014	13	0	0	0	13	0	9	4
12/13/2014	14	0	0	0	14	0	10	4
12/14/2014	14	0	0	0	14	0	10	4
12/15/2014	14	0	0	0	14	0	10	4
12/16/2014	14	0	0	0	14	0	10	4
12/17/2014	14	0	0	0	14	0	10	4
12/18/2014	13	0	0	0	13	0	9	4
12/19/2014	13	0	0	0	13	0	9	4
12/20/2014	14	0	0	0	14	0	10	4
12/21/2014	14	0	0	0	14	0	10	4
12/22/2014	14	0	0	0	14	0	10	4
12/23/2014	13	0	0	0	13	0	9	4
12/24/2014	13	0	0	0	13	0	9	4
12/25/2014	13	0	0	0	13	0	9	4
12/26/2014	13	0	0	0	13	0	9	4
12/27/2014	13	0	0	0	13	0	9	4
12/28/2014	13	0	0	0	13	0	9	4
12/29/2014	13	0	0	0	13	0	9	4
12/30/2014	13	0	0	0	13	0	9	4
12/31/2014	13	0	0	0	13	0	9	4
1/1/2015	13	0	0	0	13	0	9	4
1/2/2015	13	0	0	0	13	0	9	4
1/3/2015	13	0	0	0	13	0	9	4
1/4/2015	13	0	0	0	13	0	9	4
1/5/2015	13	0	0	0	13	0	9	4
1/6/2015	13	0	0	0	13	0	9	4
1/7/2015	13	0	0	0	13	0	9	4
1/8/2015	13	0	0	0	13	0	9	4
1/9/2015	14	0	0	0	14	0	10	4
1/10/2015	14	0	0	0	14	0	10	4
1/11/2015	14	0	0	0	14	0	10	4
1/12/2015	14	0	0	0	14	0	10	4
1/13/2015	14	0	0	0	14	0	10	4
1/14/2015	14	0	0	0	14	0	10	4

Distinct Count Of Juveniles for CY 14 - CY 16	201	9	1	9	192	1	179	12
	Total Juveniles	Female Juveniles			Male Juveniles			
Date	Total	Total	Other	Black	Total	Other	Black	Hispanic
1/15/2015	14	0	0	0	14	0	10	4
1/16/2015	14	0	0	0	14	0	10	4
1/17/2015	14	0	0	0	14	0	10	4
1/18/2015	14	0	0	0	14	0	10	4
1/19/2015	14	0	0	0	14	0	10	4
1/20/2015	14	0	0	0	14	0	10	4
1/21/2015	13	0	0	0	13	0	9	4
1/22/2015	13	0	0	0	13	0	9	4
1/23/2015	13	0	0	0	13	0	9	4
1/24/2015	13	0	0	0	13	0	9	4
1/25/2015	13	0	0	0	13	0	9	4
1/26/2015	13	0	0	0	13	0	9	4
1/27/2015	13	0	0	0	13	0	9	4
1/28/2015	13	0	0	0	13	0	9	4
1/29/2015	13	0	0	0	13	0	9	4
1/30/2015	12	0	0	0	12	0	8	4
1/31/2015	12	0	0	0	12	0	8	4
2/1/2015	12	0	0	0	12	0	8	4
2/2/2015	11	0	0	0	11	0	8	3
2/3/2015	11	0	0	0	11	0	8	3
2/4/2015	10	0	0	0	10	0	7	3
2/5/2015	10	0	0	0	10	0	7	3
2/6/2015	10	0	0	0	10	0	7	3
2/7/2015	10	0	0	0	10	0	7	3
2/8/2015	10	0	0	0	10	0	7	3
2/9/2015	10	0	0	0	10	0	7	3
2/10/2015	9	0	0	0	9	0	6	3
2/11/2015	9	0	0	0	9	0	6	3
2/12/2015	9	0	0	0	9	0	6	3
2/13/2015	10	0	0	0	10	0	7	3
2/14/2015	10	0	0	0	10	0	7	3
2/15/2015	11	0	0	0	11	0	8	3
2/16/2015	11	0	0	0	11	0	8	3
2/17/2015	11	0	0	0	11	0	8	3
2/18/2015	11	0	0	0	11	0	8	3
2/19/2015	11	0	0	0	11	0	8	3
2/20/2015	11	0	0	0	11	0	8	3
2/21/2015	11	0	0	0	11	0	8	3
2/22/2015	12	0	0	0	12	0	9	3
2/23/2015	12	0	0	0	12	0	9	3
2/24/2015	12	0	0	0	12	0	9	3
2/25/2015	11	0	0	0	11	0	8	3
2/26/2015	11	0	0	0	11	0	8	3

Distinct Count Of Juveniles for CY 14 - CY 16	201	9	1	9	192	1	179	12
	Total Juveniles	Female Juveniles			Male Juveniles			
Date	Total	Total	Other	Black	Total	Other	Black	Hispanic
2/27/2015	11	0	0	0	11	0	8	3
2/28/2015	11	0	0	0	11	0	8	3
3/1/2015	11	0	0	0	11	0	8	3
3/2/2015	11	0	0	0	11	0	8	3
3/3/2015	11	0	0	0	11	0	8	3
3/4/2015	11	0	0	0	11	0	8	3
3/5/2015	11	0	0	0	11	0	8	3
3/6/2015	11	0	0	0	11	0	8	3
3/7/2015	11	0	0	0	11	0	8	3
3/8/2015	11	0	0	0	11	0	8	3
3/9/2015	11	0	0	0	11	0	8	3
3/10/2015	11	0	0	0	11	0	8	3
3/11/2015	11	0	0	0	11	0	8	3
3/12/2015	11	0	0	0	11	0	8	3
3/13/2015	11	0	0	0	11	0	8	3
3/14/2015	11	0	0	0	11	0	8	3
3/15/2015	11	0	0	0	11	0	8	3
3/16/2015	11	0	0	0	11	0	8	3
3/17/2015	11	0	0	0	11	0	8	3
3/18/2015	11	0	0	0	11	0	8	3
3/19/2015	11	0	0	0	11	0	8	3
3/20/2015	11	0	0	0	11	0	8	3
3/21/2015	11	0	0	0	11	0	8	3
3/22/2015	11	0	0	0	11	0	8	3
3/23/2015	11	0	0	0	11	0	8	3
3/24/2015	11	0	0	0	11	0	8	3
3/25/2015	11	0	0	0	11	0	8	3
3/26/2015	12	0	0	0	12	0	9	3
3/27/2015	12	0	0	0	12	0	9	3
3/28/2015	12	0	0	0	12	0	9	3
3/29/2015	12	0	0	0	12	0	9	3
3/30/2015	12	0	0	0	12	0	9	3
3/31/2015	12	0	0	0	12	0	9	3
4/1/2015	12	0	0	0	12	0	9	3
4/2/2015	12	0	0	0	12	0	9	3
4/3/2015	12	0	0	0	12	0	9	3
4/4/2015	12	0	0	0	12	0	9	3
4/5/2015	12	0	0	0	12	0	9	3
4/6/2015	12	0	0	0	12	0	9	3
4/7/2015	12	0	0	0	12	0	9	3
4/8/2015	12	0	0	0	12	0	9	3
4/9/2015	12	0	0	0	12	0	9	3
4/10/2015	12	0	0	0	12	0	9	3

Distinct Count Of Juveniles for CY 14 - CY 16	201	9	1	9	192	1	179	12
	Total Juveniles	Female Juveniles			Male Juveniles			
Date	Total	Total	Other	Black	Total	Other	Black	Hispanic
4/11/2015	12	0	0	0	12	0	9	3
4/12/2015	12	0	0	0	12	0	9	3
4/13/2015	12	0	0	0	12	0	9	3
4/14/2015	11	0	0	0	11	0	8	3
4/15/2015	10	0	0	0	10	0	7	3
4/16/2015	12	0	0	0	12	0	9	3
4/17/2015	13	0	0	0	13	0	10	3
4/18/2015	14	0	0	0	14	0	11	3
4/19/2015	14	0	0	0	14	0	11	3
4/20/2015	14	0	0	0	14	0	11	3
4/21/2015	13	0	0	0	13	0	10	3
4/22/2015	13	0	0	0	13	0	10	3
4/23/2015	14	0	0	0	14	0	11	3
4/24/2015	13	0	0	0	13	0	10	3
4/25/2015	11	0	0	0	11	0	8	3
4/26/2015	13	0	0	0	13	0	10	3
4/27/2015	13	0	0	0	13	0	10	3
4/28/2015	13	0	0	0	13	0	10	3
4/29/2015	14	0	0	0	14	0	11	3
4/30/2015	15	0	0	0	15	0	12	3
5/1/2015	15	0	0	0	15	0	12	3
5/2/2015	17	0	0	0	17	0	14	3
5/3/2015	17	0	0	0	17	0	14	3
5/4/2015	17	0	0	0	17	0	14	3
5/5/2015	17	0	0	0	17	0	14	3
5/6/2015	17	0	0	0	17	0	14	3
5/7/2015	16	0	0	0	16	0	13	3
5/8/2015	17	0	0	0	17	0	14	3
5/9/2015	17	0	0	0	17	0	14	3
5/10/2015	17	0	0	0	17	0	14	3
5/11/2015	17	0	0	0	17	0	14	3
5/12/2015	15	0	0	0	15	0	12	3
5/13/2015	15	0	0	0	15	0	12	3
5/14/2015	16	0	0	0	16	0	13	3
5/15/2015	16	0	0	0	16	0	13	3
5/16/2015	16	0	0	0	16	0	13	3
5/17/2015	16	0	0	0	16	0	13	3
5/18/2015	16	0	0	0	16	0	13	3
5/19/2015	16	0	0	0	16	0	13	3
5/20/2015	16	0	0	0	16	0	13	3
5/21/2015	16	0	0	0	16	0	13	3
5/22/2015	16	0	0	0	16	0	13	3
5/23/2015	16	0	0	0	16	0	13	3

Distinct Count Of Juveniles for CY 14 - CY 16	201	9	1	9	192	1	179	12
	Total Juveniles	Female Juveniles			Male Juveniles			
Date	Total	Total	Other	Black	Total	Other	Black	Hispanic
5/24/2015	16	0	0	0	16	0	13	3
5/25/2015	16	0	0	0	16	0	13	3
5/26/2015	16	0	0	0	16	0	13	3
5/27/2015	16	0	0	0	16	0	13	3
5/28/2015	16	0	0	0	16	0	13	3
5/29/2015	16	0	0	0	16	0	13	3
5/30/2015	16	0	0	0	16	0	13	3
5/31/2015	16	0	0	0	16	0	13	3
6/1/2015	16	0	0	0	16	0	13	3
6/2/2015	16	0	0	0	16	0	13	3
6/3/2015	16	0	0	0	16	0	13	3
6/4/2015	16	0	0	0	16	0	13	3
6/5/2015	15	0	0	0	15	0	12	3
6/6/2015	15	0	0	0	15	0	12	3
6/7/2015	15	0	0	0	15	0	12	3
6/8/2015	15	0	0	0	15	0	12	3
6/9/2015	16	0	0	0	16	0	13	3
6/10/2015	17	0	0	0	17	0	14	3
6/11/2015	16	0	0	0	16	0	13	3
6/12/2015	15	0	0	0	15	0	12	3
6/13/2015	15	0	0	0	15	0	12	3
6/14/2015	15	0	0	0	15	0	12	3
6/15/2015	15	0	0	0	15	0	12	3
6/16/2015	15	0	0	0	15	0	12	3
6/17/2015	15	0	0	0	15	0	12	3
6/18/2015	15	0	0	0	15	0	12	3
6/19/2015	15	0	0	0	15	0	12	3
6/20/2015	15	0	0	0	15	0	12	3
6/21/2015	15	0	0	0	15	0	12	3
6/22/2015	15	0	0	0	15	0	12	3
6/23/2015	15	0	0	0	15	0	12	3
6/24/2015	15	0	0	0	15	0	12	3
6/25/2015	15	0	0	0	15	0	12	3
6/26/2015	15	0	0	0	15	0	12	3
6/27/2015	16	0	0	0	16	0	13	3
6/28/2015	16	0	0	0	16	0	13	3
6/29/2015	16	0	0	0	16	0	13	3
6/30/2015	16	0	0	0	16	0	13	3
7/1/2015	16	0	0	0	16	0	13	3
7/2/2015	16	0	0	0	16	0	13	3
7/3/2015	17	0	0	0	17	0	14	3
7/4/2015	17	0	0	0	17	0	14	3
7/5/2015	17	0	0	0	17	0	14	3

Distinct Count Of Juveniles for CY 14 - CY 16	201	9	1	9	192	1	179	12
	Total Juveniles	Female Juveniles			Male Juveniles			
Date	Total	Total	Other	Black	Total	Other	Black	Hispanic
7/6/2015	17	0	0	0	17	0	14	3
7/7/2015	18	0	0	0	18	0	14	4
7/8/2015	18	0	0	0	18	0	14	4
7/9/2015	18	0	0	0	18	0	14	4
7/10/2015	17	0	0	0	17	0	13	4
7/11/2015	17	0	0	0	17	0	13	4
7/12/2015	17	0	0	0	17	0	13	4
7/13/2015	17	0	0	0	17	0	13	4
7/14/2015	17	0	0	0	17	0	13	4
7/15/2015	16	0	0	0	16	0	13	3
7/16/2015	18	0	0	0	18	0	15	3
7/17/2015	18	0	0	0	18	0	15	3
7/18/2015	18	0	0	0	18	0	15	3
7/19/2015	18	0	0	0	18	0	15	3
7/20/2015	18	0	0	0	18	0	15	3
7/21/2015	18	0	0	0	18	0	15	3
7/22/2015	18	0	0	0	18	0	15	3
7/23/2015	18	0	0	0	18	0	15	3
7/24/2015	19	0	0	0	19	0	16	3
7/25/2015	19	0	0	0	19	0	16	3
7/26/2015	19	0	0	0	19	0	16	3
7/27/2015	19	0	0	0	19	0	16	3
7/28/2015	19	0	0	0	19	0	16	3
7/29/2015	19	0	0	0	19	0	16	3
7/30/2015	20	1	0	1	19	0	16	3
7/31/2015	19	0	0	0	19	0	16	3
8/1/2015	18	0	0	0	18	0	15	3
8/2/2015	18	0	0	0	18	0	15	3
8/3/2015	18	0	0	0	18	0	15	3
8/4/2015	18	0	0	0	18	0	15	3
8/5/2015	18	0	0	0	18	0	15	3
8/6/2015	18	0	0	0	18	0	15	3
8/7/2015	18	0	0	0	18	0	15	3
8/8/2015	19	0	0	0	19	0	16	3
8/9/2015	19	0	0	0	19	0	16	3
8/10/2015	19	0	0	0	19	0	16	3
8/11/2015	22	0	0	0	22	0	19	3
8/12/2015	20	0	0	0	20	0	17	3
8/13/2015	20	0	0	0	20	0	17	3
8/14/2015	20	0	0	0	20	0	17	3
8/15/2015	20	0	0	0	20	0	17	3
8/16/2015	20	0	0	0	20	0	17	3
8/17/2015	20	0	0	0	20	0	17	3

Distinct Count Of Juveniles for CY 14 - CY 16	201	9	1	9	192	1	179	12
	Total Juveniles	Female Juveniles			Male Juveniles			
Date	Total	Total	Other	Black	Total	Other	Black	Hispanic
8/18/2015	20	0	0	0	20	0	17	3
8/19/2015	19	0	0	0	19	0	16	3
8/20/2015	20	0	0	0	20	0	17	3
8/21/2015	21	0	0	0	21	0	18	3
8/22/2015	21	0	0	0	21	0	18	3
8/23/2015	21	0	0	0	21	0	18	3
8/24/2015	21	0	0	0	21	0	18	3
8/25/2015	22	0	0	0	22	0	19	3
8/26/2015	21	0	0	0	21	0	18	3
8/27/2015	21	0	0	0	21	0	18	3
8/28/2015	20	0	0	0	20	0	17	3
8/29/2015	20	0	0	0	20	0	17	3
8/30/2015	20	0	0	0	20	0	17	3
8/31/2015	20	0	0	0	20	0	17	3
9/1/2015	20	0	0	0	20	0	17	3
9/2/2015	20	0	0	0	20	0	17	3
9/3/2015	21	0	0	0	21	0	18	3
9/4/2015	21	0	0	0	21	0	18	3
9/5/2015	21	0	0	0	21	0	18	3
9/6/2015	23	1	0	1	22	0	19	3
9/7/2015	23	1	0	1	22	0	19	3
9/8/2015	23	1	0	1	22	0	19	3
9/9/2015	22	1	0	1	21	0	18	3
9/10/2015	21	0	0	0	21	0	18	3
9/11/2015	23	2	0	2	21	0	18	3
9/12/2015	23	2	0	2	21	0	17	4
9/13/2015	23	2	0	2	21	0	17	4
9/14/2015	23	2	0	2	21	0	17	4
9/15/2015	21	0	0	0	21	0	17	4
9/16/2015	21	0	0	0	21	0	17	4
9/17/2015	21	0	0	0	21	0	17	4
9/18/2015	21	0	0	0	21	0	17	4
9/19/2015	22	0	0	0	22	0	18	4
9/20/2015	22	0	0	0	22	0	18	4
9/21/2015	22	0	0	0	22	0	18	4
9/22/2015	22	0	0	0	22	0	18	4
9/23/2015	22	0	0	0	22	0	18	4
9/24/2015	22	0	0	0	22	0	18	4
9/25/2015	22	0	0	0	22	0	18	4
9/26/2015	22	0	0	0	22	0	18	4
9/27/2015	24	0	0	0	24	0	20	4
9/28/2015	24	0	0	0	24	0	20	4
9/29/2015	22	0	0	0	22	0	18	4

Distinct Count Of Juveniles for CY 14 - CY 16	201	9	1	9	192	1	179	12
	Total Juveniles	Female Juveniles			Male Juveniles			
Date	Total	Total	Other	Black	Total	Other	Black	Hispanic
9/30/2015	22	0	0	0	22	0	18	4
10/1/2015	22	0	0	0	22	0	18	4
10/2/2015	22	0	0	0	22	0	18	4
10/3/2015	22	0	0	0	22	0	18	4
10/4/2015	22	0	0	0	22	0	18	4
10/5/2015	22	0	0	0	22	0	18	4
10/6/2015	22	0	0	0	22	0	19	3
10/7/2015	22	0	0	0	22	0	19	3
10/8/2015	23	0	0	0	23	0	20	3
10/9/2015	23	0	0	0	23	0	20	3
10/10/2015	23	0	0	0	23	0	20	3
10/11/2015	22	0	0	0	22	0	19	3
10/12/2015	22	0	0	0	22	0	19	3
10/13/2015	22	0	0	0	22	0	19	3
10/14/2015	22	0	0	0	22	0	19	3
10/15/2015	23	0	0	0	23	0	20	3
10/16/2015	24	0	0	0	24	0	21	3
10/17/2015	24	0	0	0	24	0	21	3
10/18/2015	24	0	0	0	24	0	21	3
10/19/2015	24	0	0	0	24	0	21	3
10/20/2015	23	0	0	0	23	0	20	3
10/21/2015	22	0	0	0	22	0	19	3
10/22/2015	22	0	0	0	22	0	19	3
10/23/2015	22	0	0	0	22	0	19	3
10/24/2015	22	0	0	0	22	0	19	3
10/25/2015	23	0	0	0	23	0	20	3
10/26/2015	23	0	0	0	23	0	20	3
10/27/2015	23	0	0	0	23	0	20	3
10/28/2015	24	0	0	0	24	0	21	3
10/29/2015	24	0	0	0	24	0	21	3
10/30/2015	25	0	0	0	25	0	22	3
10/31/2015	23	0	0	0	23	0	21	2
11/1/2015	23	0	0	0	23	0	21	2
11/2/2015	22	0	0	0	22	0	20	2
11/3/2015	23	0	0	0	23	0	21	2
11/4/2015	23	0	0	0	23	0	21	2
11/5/2015	23	0	0	0	23	0	21	2
11/6/2015	23	0	0	0	23	0	20	3
11/7/2015	23	0	0	0	23	0	20	3
11/8/2015	25	0	0	0	25	0	22	3
11/9/2015	25	0	0	0	25	0	22	3
11/10/2015	25	0	0	0	25	0	22	3
11/11/2015	25	0	0	0	25	0	22	3

Distinct Count Of Juveniles for CY 14 - CY 16	201	9	1	9	192	1	179	12
	Total Juveniles	Female Juveniles			Male Juveniles			
Date	Total	Total	Other	Black	Total	Other	Black	Hispanic
11/12/2015	26	0	0	0	26	0	23	3
11/13/2015	25	0	0	0	25	0	22	3
11/14/2015	25	0	0	0	25	0	22	3
11/15/2015	24	0	0	0	24	0	21	3
11/16/2015	24	0	0	0	24	0	21	3
11/17/2015	24	0	0	0	24	0	21	3
11/18/2015	24	0	0	0	24	0	21	3
11/19/2015	24	0	0	0	24	0	21	3
11/20/2015	24	0	0	0	24	0	21	3
11/21/2015	24	0	0	0	24	0	21	3
11/22/2015	24	0	0	0	24	0	21	3
11/23/2015	24	0	0	0	24	0	21	3
11/24/2015	28	0	0	0	28	0	23	5
11/25/2015	28	0	0	0	28	0	23	5
11/26/2015	27	0	0	0	27	0	24	3
11/27/2015	27	0	0	0	27	0	24	3
11/28/2015	27	0	0	0	27	0	24	3
11/29/2015	26	0	0	0	26	0	23	3
11/30/2015	26	0	0	0	26	0	23	3
12/1/2015	26	0	0	0	26	0	23	3
12/2/2015	26	0	0	0	26	0	23	3
12/3/2015	26	0	0	0	26	0	23	3
12/4/2015	26	0	0	0	26	0	23	3
12/5/2015	27	0	0	0	27	0	24	3
12/6/2015	26	0	0	0	26	0	23	3
12/7/2015	26	0	0	0	26	0	23	3
12/8/2015	26	0	0	0	26	0	23	3
12/9/2015	27	0	0	0	27	0	24	3
12/10/2015	27	0	0	0	27	0	24	3
12/11/2015	27	0	0	0	27	0	24	3
12/12/2015	28	0	0	0	28	0	25	3
12/13/2015	28	0	0	0	28	0	25	3
12/14/2015	28	0	0	0	28	0	25	3
12/15/2015	29	0	0	0	29	0	25	4
12/16/2015	29	0	0	0	29	0	25	4
12/17/2015	30	0	0	0	30	0	26	4
12/18/2015	30	0	0	0	30	0	26	4
12/19/2015	30	0	0	0	30	0	26	4
12/20/2015	31	0	0	0	31	0	27	4
12/21/2015	31	0	0	0	31	0	27	4
12/22/2015	30	0	0	0	30	0	26	4
12/23/2015	30	0	0	0	30	0	26	4
12/24/2015	29	0	0	0	29	0	25	4

Distinct Count Of Juveniles for CY 14 - CY 16	201	9	1	9	192	1	179	12
	Total Juveniles	Female Juveniles			Male Juveniles			
Date	Total	Total	Other	Black	Total	Other	Black	Hispanic
12/25/2015	29	0	0	0	29	0	25	4
12/26/2015	29	0	0	0	29	0	25	4
12/27/2015	29	0	0	0	29	0	25	4
12/28/2015	29	0	0	0	29	0	25	4
12/29/2015	32	0	0	0	32	0	27	5
12/30/2015	31	0	0	0	31	0	26	5
12/31/2015	32	0	0	0	32	0	27	5
1/1/2016	29	0	0	0	29	0	25	4
1/2/2016	29	0	0	0	29	0	25	4
1/3/2016	29	0	0	0	29	0	25	4
1/4/2016	29	0	0	0	29	0	25	4
1/5/2016	28	0	0	0	28	0	24	4
1/6/2016	29	0	0	0	29	0	25	4
1/7/2016	27	0	0	0	27	0	23	4
1/8/2016	27	0	0	0	27	0	23	4
1/9/2016	28	0	0	0	28	0	24	4
1/10/2016	29	0	0	0	29	0	25	4
1/11/2016	29	0	0	0	29	0	25	4
1/12/2016	29	0	0	0	29	0	25	4
1/13/2016	29	0	0	0	29	0	25	4
1/14/2016	29	0	0	0	29	0	25	4
1/15/2016	29	0	0	0	29	0	25	4
1/16/2016	28	1	0	1	27	0	23	4
1/17/2016	29	1	0	1	28	0	24	4
1/18/2016	29	1	0	1	28	0	24	4
1/19/2016	29	1	0	1	28	0	24	4
1/20/2016	30	1	0	1	29	0	25	4
1/21/2016	30	1	0	1	29	0	25	4
1/22/2016	29	0	0	0	29	0	25	4
1/23/2016	29	0	0	0	29	0	25	4
1/24/2016	29	0	0	0	29	0	25	4
1/25/2016	28	0	0	0	28	0	24	4
1/26/2016	28	0	0	0	28	0	24	4
1/27/2016	27	0	0	0	27	0	23	4
1/28/2016	26	0	0	0	26	0	22	4
1/29/2016	26	0	0	0	26	0	22	4
1/30/2016	27	0	0	0	27	0	23	4
1/31/2016	27	0	0	0	27	0	23	4
2/1/2016	27	0	0	0	27	0	23	4
2/2/2016	27	0	0	0	27	0	23	4
2/3/2016	26	0	0	0	26	0	22	4
2/4/2016	26	0	0	0	26	0	22	4
2/5/2016	26	0	0	0	26	0	22	4

Distinct Count Of Juveniles for CY 14 - CY 16	201	9	1	9	192	1	179	12
	Total Juveniles	Female Juveniles			Male Juveniles			
Date	Total	Total	Other	Black	Total	Other	Black	Hispanic
2/6/2016	28	0	0	0	28	0	23	5
2/7/2016	28	0	0	0	28	0	23	5
2/8/2016	27	0	0	0	27	0	22	5
2/9/2016	27	0	0	0	27	0	22	5
2/10/2016	27	0	0	0	27	0	22	5
2/11/2016	27	0	0	0	27	0	22	5
2/12/2016	26	0	0	0	26	0	22	4
2/13/2016	24	0	0	0	24	0	20	4
2/14/2016	24	0	0	0	24	0	20	4
2/15/2016	23	0	0	0	23	0	19	4
2/16/2016	23	0	0	0	23	0	19	4
2/17/2016	23	0	0	0	23	0	19	4
2/18/2016	24	1	1	0	23	0	19	4
2/19/2016	24	1	1	0	23	0	19	4
2/20/2016	23	0	0	0	23	0	19	4
2/21/2016	22	0	0	0	22	0	18	4
2/22/2016	22	0	0	0	22	0	18	4
2/23/2016	22	0	0	0	22	0	18	4
2/24/2016	22	0	0	0	22	0	18	4
2/25/2016	23	0	0	0	23	0	19	4
2/26/2016	22	0	0	0	22	0	18	4
2/27/2016	22	0	0	0	22	0	18	4
2/28/2016	22	0	0	0	22	0	18	4
2/29/2016	22	0	0	0	22	0	18	4
3/1/2016	23	0	0	0	23	0	19	4
3/2/2016	23	0	0	0	23	0	19	4
3/3/2016	24	0	0	0	24	0	20	4
3/4/2016	22	0	0	0	22	0	18	4
3/5/2016	22	0	0	0	22	0	18	4
3/6/2016	22	0	0	0	22	0	18	4
3/7/2016	22	0	0	0	22	0	18	4
3/8/2016	22	0	0	0	22	0	18	4
3/9/2016	22	0	0	0	22	0	18	4
3/10/2016	23	0	0	0	23	0	19	4
3/11/2016	24	0	0	0	24	0	20	4
3/12/2016	23	0	0	0	23	0	19	4
3/13/2016	23	0	0	0	23	0	19	4
3/14/2016	23	0	0	0	23	0	19	4
3/15/2016	23	0	0	0	23	0	19	4
3/16/2016	24	0	0	0	24	0	20	4
3/17/2016	23	0	0	0	23	0	19	4
3/18/2016	23	0	0	0	23	0	19	4
3/19/2016	22	0	0	0	22	0	18	4

Distinct Count Of Juveniles for CY 14 - CY 16	201	9	1	9	192	1	179	12
	Total Juveniles	Female Juveniles			Male Juveniles			
Date	Total	Total	Other	Black	Total	Other	Black	Hispanic
3/20/2016	23	0	0	0	23	0	19	4
3/21/2016	23	0	0	0	23	0	19	4
3/22/2016	24	0	0	0	24	0	20	4
3/23/2016	23	0	0	0	23	0	19	4
3/24/2016	22	0	0	0	22	0	18	4
3/25/2016	22	0	0	0	22	0	18	4
3/26/2016	24	0	0	0	24	0	20	4
3/27/2016	24	0	0	0	24	0	20	4
3/28/2016	24	0	0	0	24	0	20	4
3/29/2016	22	0	0	0	22	0	18	4
3/30/2016	23	0	0	0	23	0	19	4
3/31/2016	23	0	0	0	23	0	19	4
4/1/2016	23	0	0	0	23	0	19	4
4/2/2016	23	0	0	0	23	0	19	4
4/3/2016	23	0	0	0	23	0	19	4
4/4/2016	23	0	0	0	23	0	19	4
4/5/2016	22	0	0	0	22	0	18	4
4/6/2016	21	0	0	0	21	0	17	4
4/7/2016	20	0	0	0	20	0	16	4
4/8/2016	20	0	0	0	20	0	16	4
4/9/2016	19	0	0	0	19	0	15	4
4/10/2016	19	0	0	0	19	0	15	4
4/11/2016	19	0	0	0	19	0	15	4
4/12/2016	20	0	0	0	20	0	16	4
4/13/2016	19	0	0	0	19	0	15	4
4/14/2016	21	0	0	0	21	0	17	4
4/15/2016	22	1	0	1	21	0	17	4
4/16/2016	20	0	0	0	20	0	16	4
4/17/2016	21	0	0	0	21	0	17	4
4/18/2016	21	0	0	0	21	0	17	4
4/19/2016	21	0	0	0	21	0	17	4
4/20/2016	22	0	0	0	22	0	18	4
4/21/2016	22	0	0	0	22	0	18	4
4/22/2016	23	0	0	0	23	0	19	4
4/23/2016	23	0	0	0	23	0	19	4
4/24/2016	24	0	0	0	24	0	20	4
4/25/2016	24	0	0	0	24	0	20	4
4/26/2016	22	0	0	0	22	0	18	4
4/27/2016	22	0	0	0	22	0	18	4
4/28/2016	22	0	0	0	22	0	18	4
4/29/2016	22	0	0	0	22	0	18	4
4/30/2016	22	0	0	0	22	0	18	4
5/1/2016	22	0	0	0	22	0	18	4

Distinct Count Of Juveniles for CY 14 - CY 16	201	9	1	9	192	1	179	12
	Total Juveniles	Female Juveniles			Male Juveniles			
Date	Total	Total	Other	Black	Total	Other	Black	Hispanic
5/2/2016	22	0	0	0	22	0	18	4
5/3/2016	22	0	0	0	22	0	18	4
5/4/2016	22	0	0	0	22	0	18	4
5/5/2016	22	0	0	0	22	0	18	4
5/6/2016	22	0	0	0	22	0	18	4
5/7/2016	22	0	0	0	22	0	18	4
5/8/2016	22	0	0	0	22	0	18	4
5/9/2016	22	0	0	0	22	0	18	4
5/10/2016	22	0	0	0	22	0	18	4
5/11/2016	22	0	0	0	22	0	18	4
5/12/2016	22	0	0	0	22	0	18	4
5/13/2016	22	0	0	0	22	0	18	4
5/14/2016	22	0	0	0	22	0	18	4
5/15/2016	22	0	0	0	22	0	18	4
5/16/2016	22	0	0	0	22	0	18	4
5/17/2016	21	0	0	0	21	0	17	4
5/18/2016	21	0	0	0	21	0	17	4
5/19/2016	21	0	0	0	21	0	17	4
5/20/2016	20	0	0	0	20	0	17	3
5/21/2016	21	0	0	0	21	0	18	3
5/22/2016	21	0	0	0	21	0	18	3
5/23/2016	21	0	0	0	21	0	18	3
5/24/2016	21	0	0	0	21	0	18	3
5/25/2016	20	0	0	0	20	0	18	2
5/26/2016	20	0	0	0	20	0	18	2
5/27/2016	21	0	0	0	21	0	19	2
5/28/2016	19	0	0	0	19	0	17	2
5/29/2016	19	0	0	0	19	0	17	2
5/30/2016	19	0	0	0	19	0	17	2
5/31/2016	19	0	0	0	19	0	17	2
6/1/2016	19	0	0	0	19	0	17	2
6/2/2016	19	0	0	0	19	0	17	2
6/3/2016	20	0	0	0	20	0	18	2
6/4/2016	20	0	0	0	20	0	18	2
6/5/2016	20	0	0	0	20	0	18	2
6/6/2016	20	0	0	0	20	0	18	2
6/7/2016	20	0	0	0	20	0	18	2
6/8/2016	20	0	0	0	20	0	18	2
6/9/2016	21	0	0	0	21	0	19	2
6/10/2016	22	0	0	0	22	0	20	2
6/11/2016	22	0	0	0	22	0	20	2
6/12/2016	22	0	0	0	22	0	20	2
6/13/2016	22	0	0	0	22	0	20	2

Distinct Count Of Juveniles for CY 14 - CY 16	201	9	1	9	192	1	179	12
	Total Juveniles	Female Juveniles			Male Juveniles			
Date	Total	Total	Other	Black	Total	Other	Black	Hispanic
6/14/2016	22	0	0	0	22	0	20	2
6/15/2016	22	0	0	0	22	0	20	2
6/16/2016	23	0	0	0	23	0	21	2
6/17/2016	22	0	0	0	22	0	20	2
6/18/2016	23	0	0	0	23	0	21	2
6/19/2016	23	0	0	0	23	0	21	2
6/20/2016	23	0	0	0	23	0	21	2
6/21/2016	23	0	0	0	23	0	21	2
6/22/2016	23	0	0	0	23	0	21	2
6/23/2016	23	0	0	0	23	0	21	2
6/24/2016	23	0	0	0	23	0	21	2
6/25/2016	24	0	0	0	24	0	22	2
6/26/2016	24	0	0	0	24	0	22	2
6/27/2016	24	0	0	0	24	0	22	2
6/28/2016	24	0	0	0	24	0	22	2
6/29/2016	25	0	0	0	25	0	23	2
6/30/2016	25	0	0	0	25	0	23	2
7/1/2016	26	0	0	0	26	0	24	2
7/2/2016	26	0	0	0	26	0	24	2
7/3/2016	26	0	0	0	26	0	24	2
7/4/2016	26	0	0	0	26	0	24	2
7/5/2016	26	0	0	0	26	0	24	2
7/6/2016	25	0	0	0	25	0	23	2
7/7/2016	25	0	0	0	25	0	23	2
7/8/2016	27	0	0	0	27	0	25	2
7/9/2016	28	0	0	0	28	0	26	2
7/10/2016	29	0	0	0	29	1	26	2
7/11/2016	29	0	0	0	29	1	26	2
7/12/2016	28	0	0	0	28	0	26	2
7/13/2016	28	0	0	0	28	0	26	2
7/14/2016	28	0	0	0	28	0	26	2
7/15/2016	26	0	0	0	26	0	24	2
7/16/2016	26	0	0	0	26	0	24	2
7/17/2016	26	0	0	0	26	0	24	2
7/18/2016	26	0	0	0	26	0	24	2
7/19/2016	26	0	0	0	26	0	24	2
7/20/2016	26	0	0	0	26	0	24	2
7/21/2016	26	0	0	0	26	0	24	2
7/22/2016	24	0	0	0	24	0	23	1
7/23/2016	25	1	0	1	24	0	23	1
7/24/2016	25	1	0	1	24	0	23	1
7/25/2016	25	1	0	1	24	0	23	1
7/26/2016	25	0	0	0	25	0	24	1

Distinct Count Of Juveniles for CY 14 - CY 16	201	9	1	9	192	1	179	12
	Total Juveniles	Female Juveniles			Male Juveniles			
Date	Total	Total	Other	Black	Total	Other	Black	Hispanic
7/27/2016	24	0	0	0	24	0	23	1
7/28/2016	24	0	0	0	24	0	23	1
7/29/2016	24	0	0	0	24	0	23	1
7/30/2016	24	0	0	0	24	0	23	1
7/31/2016	24	0	0	0	24	0	23	1
8/1/2016	24	0	0	0	24	0	23	1
8/2/2016	25	0	0	0	25	0	24	1
8/3/2016	25	0	0	0	25	0	24	1
8/4/2016	24	0	0	0	24	0	23	1
8/5/2016	24	0	0	0	24	0	23	1
8/6/2016	24	0	0	0	24	0	23	1
8/7/2016	23	0	0	0	23	0	22	1
8/8/2016	23	0	0	0	23	0	22	1
8/9/2016	22	0	0	0	22	0	21	1
8/10/2016	23	0	0	0	23	0	22	1
8/11/2016	22	0	0	0	22	0	21	1
8/12/2016	22	0	0	0	22	0	21	1
8/13/2016	22	0	0	0	22	0	21	1
8/14/2016	22	0	0	0	22	0	21	1
8/15/2016	22	0	0	0	22	0	21	1
8/16/2016	22	0	0	0	22	0	21	1
8/17/2016	22	0	0	0	22	0	21	1
8/18/2016	22	0	0	0	22	0	21	1
8/19/2016	23	0	0	0	23	0	22	1
8/20/2016	23	0	0	0	23	0	22	1
8/21/2016	23	0	0	0	23	0	22	1
8/22/2016	23	0	0	0	23	0	22	1
8/23/2016	23	0	0	0	23	0	22	1
8/24/2016	23	0	0	0	23	0	22	1
8/25/2016	24	0	0	0	24	0	23	1
8/26/2016	24	0	0	0	24	0	23	1
8/27/2016	23	0	0	0	23	0	22	1
8/28/2016	23	0	0	0	23	0	22	1
8/29/2016	23	0	0	0	23	0	22	1
8/30/2016	23	0	0	0	23	0	22	1
8/31/2016	23	0	0	0	23	0	22	1
9/1/2016	23	0	0	0	23	0	22	1
9/2/2016	23	0	0	0	23	0	22	1
9/3/2016	25	0	0	0	25	0	23	2
9/4/2016	25	0	0	0	25	0	23	2
9/5/2016	25	0	0	0	25	0	23	2
9/6/2016	24	0	0	0	24	0	22	2
9/7/2016	24	0	0	0	24	0	22	2

Distinct Count Of Juveniles for CY 14 - CY 16	201	9	1	9	192	1	179	12
	Total Juveniles	Female Juveniles			Male Juveniles			
Date	Total	Total	Other	Black	Total	Other	Black	Hispanic
9/8/2016	25	0	0	0	25	0	23	2
9/9/2016	24	0	0	0	24	0	23	1
9/10/2016	25	0	0	0	25	0	24	1
9/11/2016	25	0	0	0	25	0	24	1
9/12/2016	25	0	0	0	25	0	24	1
9/13/2016	25	0	0	0	25	0	24	1
9/14/2016	25	0	0	0	25	0	24	1
9/15/2016	25	0	0	0	25	0	24	1
9/16/2016	25	0	0	0	25	0	24	1
9/17/2016	25	0	0	0	25	0	24	1
9/18/2016	25	0	0	0	25	0	24	1
9/19/2016	25	0	0	0	25	0	24	1
9/20/2016	25	0	0	0	25	0	24	1
9/21/2016	24	0	0	0	24	0	23	1
9/22/2016	24	0	0	0	24	0	23	1
9/23/2016	24	0	0	0	24	0	23	1
9/24/2016	24	0	0	0	24	0	23	1
9/25/2016	24	0	0	0	24	0	23	1
9/26/2016	24	0	0	0	24	0	23	1
9/27/2016	24	0	0	0	24	0	23	1
9/28/2016	24	0	0	0	24	0	23	1
9/29/2016	23	0	0	0	23	0	22	1
9/30/2016	23	0	0	0	23	0	22	1
10/1/2016	23	0	0	0	23	0	22	1
10/2/2016	23	0	0	0	23	0	22	1
10/3/2016	23	0	0	0	23	0	22	1
10/4/2016	24	0	0	0	24	0	22	2
10/5/2016	24	0	0	0	24	0	22	2
10/6/2016	23	0	0	0	23	0	21	2
10/7/2016	25	0	0	0	25	0	24	1
10/8/2016	24	0	0	0	24	0	23	1
10/9/2016	24	0	0	0	24	0	23	1
10/10/2016	24	0	0	0	24	0	23	1
10/11/2016	24	0	0	0	24	0	23	1
10/12/2016	24	0	0	0	24	0	23	1
10/13/2016	24	0	0	0	24	0	23	1
10/14/2016	24	0	0	0	24	0	23	1
10/15/2016	23	0	0	0	23	0	22	1
10/16/2016	23	0	0	0	23	0	22	1
10/17/2016	23	0	0	0	23	0	22	1
10/18/2016	25	0	0	0	25	0	24	1
10/19/2016	25	0	0	0	25	0	24	1
10/20/2016	25	0	0	0	25	0	24	1

Distinct Count Of Juveniles for CY 14 - CY 16	201	9	1	9	192	1	179	12
	Total Juveniles	Female Juveniles			Male Juveniles			
Date	Total	Total	Other	Black	Total	Other	Black	Hispanic
10/21/2016	25	0	0	0	25	0	24	1
10/22/2016	26	0	0	0	26	0	25	1
10/23/2016	25	0	0	0	25	0	24	1
10/24/2016	25	0	0	0	25	0	24	1
10/25/2016	25	0	0	0	25	0	24	1
10/26/2016	25	0	0	0	25	0	24	1
10/27/2016	25	0	0	0	25	0	24	1
10/28/2016	25	0	0	0	25	0	24	1
10/29/2016	24	0	0	0	24	0	23	1
10/30/2016	24	0	0	0	24	0	23	1
10/31/2016	24	0	0	0	24	0	23	1
11/1/2016	24	0	0	0	24	0	23	1
11/2/2016	22	0	0	0	22	0	21	1
11/3/2016	22	0	0	0	22	0	21	1
11/4/2016	23	0	0	0	23	0	22	1
11/5/2016	22	0	0	0	22	0	21	1
11/6/2016	22	0	0	0	22	0	21	1
11/7/2016	22	0	0	0	22	0	21	1
11/8/2016	22	0	0	0	22	0	21	1
11/9/2016	21	0	0	0	21	0	20	1
11/10/2016	22	0	0	0	22	0	21	1
11/11/2016	22	0	0	0	22	0	21	1
11/12/2016	22	0	0	0	22	0	21	1
11/13/2016	22	0	0	0	22	0	21	1
11/14/2016	22	0	0	0	22	0	21	1
11/15/2016	23	0	0	0	23	0	22	1
11/16/2016	23	0	0	0	23	0	22	1
11/17/2016	23	0	0	0	23	0	22	1
11/18/2016	24	0	0	0	24	0	22	2
11/19/2016	24	0	0	0	24	0	23	1
11/20/2016	24	0	0	0	24	0	23	1
11/21/2016	24	0	0	0	24	0	23	1
11/22/2016	24	0	0	0	24	0	23	1
11/23/2016	24	0	0	0	24	0	23	1
11/24/2016	24	0	0	0	24	0	23	1
11/25/2016	24	0	0	0	24	0	23	1
11/26/2016	24	0	0	0	24	0	23	1
11/27/2016	24	0	0	0	24	0	23	1
11/28/2016	24	0	0	0	24	0	23	1
11/29/2016	25	0	0	0	25	0	24	1
11/30/2016	25	0	0	0	25	0	24	1
12/1/2016	25	0	0	0	25	0	24	1
12/2/2016	26	0	0	0	26	0	25	1

Distinct Count Of Juveniles for CY 14 - CY 16	201	9	1	9	192	1	179	12
	Total Juveniles	Female Juveniles			Male Juveniles			
Date	Total	Total	Other	Black	Total	Other	Black	Hispanic
12/3/2016	26	0	0	0	26	0	25	1
12/4/2016	26	0	0	0	26	0	25	1
12/5/2016	26	0	0	0	26	0	25	1
12/6/2016	27	0	0	0	27	0	26	1
12/7/2016	28	0	0	0	28	0	27	1
12/8/2016	28	0	0	0	28	0	27	1
12/9/2016	29	0	0	0	29	0	28	1
12/10/2016	29	0	0	0	29	0	28	1
12/11/2016	28	0	0	0	28	0	27	1
12/12/2016	28	0	0	0	28	0	27	1
12/13/2016	28	0	0	0	28	0	27	1
12/14/2016	28	0	0	0	28	0	27	1
12/15/2016	24	0	0	0	24	0	23	1
12/16/2016	24	0	0	0	24	0	23	1
12/17/2016	25	0	0	0	25	0	24	1
12/18/2016	25	0	0	0	25	0	24	1
12/19/2016	25	0	0	0	25	0	24	1
12/20/2016	25	0	0	0	25	0	24	1
12/21/2016	24	0	0	0	24	0	23	1
12/22/2016	24	0	0	0	24	0	23	1
12/23/2016	24	0	0	0	24	0	23	1
12/24/2016	24	0	0	0	24	0	23	1
12/25/2016	25	0	0	0	25	0	24	1
12/26/2016	25	0	0	0	25	0	24	1
12/27/2016	25	0	0	0	25	0	24	1
12/28/2016	24	0	0	0	24	0	23	1
12/29/2016	24	1	0	1	23	0	22	1
12/30/2016	24	1	0	1	23	0	22	1
12/31/2016	24	1	0	1	23	0	22	1

17. For the purposes of this question, “room confinement” is defined as “the involuntary restriction of a juvenile alone, other than during normal sleeping hours or facility-wide lockdowns, in a cell, room, or other area.” Please provide DOC’s current policy for room confinement for the juvenile unit of CTF. Additionally, please provide the following information for CY15 and CY16 for the juvenile unit at CTF:

“Room Confinement”

While on *any type of restriction*, inmates in the juvenile unit are still afforded all programmatic and educational services as those in general population. Any juvenile on a restriction is given 2 hours of recreation on each shift and is taken to the gym or outside.

a. The number of youth per day who were on room confinement;

Attached is the list of the number of inmates in the juvenile unit who were on room confinement each day for CY15 and CY16. The CY 2015

b. The total number of incidents in which room confinement was utilized;

In CY15, 87 juveniles were housed in DOC’s juvenile unit. Twenty-seven juveniles engaged in behavior leading the use of room confinement on 72 occasions resulting from 34 incidents. In CY16, 108 juveniles were housed in DOC’s juvenile unit. 57 juveniles engaged in behavior leading to the use of room confinement on 43 occasions resulting from 22 incidents.

c. The average length of time youth spent in room confinement; and,

The average time spent in room confinement in CY15 was 3 days, the average was also 3 days in CY16.

d. The longest period of time that any juvenile was in room confinement.

The longest period of room confinement for a juvenile was 15 days in CY15 because the juvenile wanted their attorney of record to represent him at his hearing and the attorney’s schedule was a challenge.

In CY16, the longest period of room confinement was 6 days, due to the time necessary for investigating the incident and eventually providing mediation between the inmates.

18. Please provide a detailed explanation of DOC's plans for complying with the Comprehensive Youth Justice Amendment Act, including the provision that room confinement not exceed 6 hours.

DOC Juvenile Services has made efforts to comply with the requirements of the Comprehensive Youth Justice Amendment Act which includes mandates to responsibly limit the use of restrictive housing for juveniles in custody. DOC has modified policy and practices within the unit to achieve this goal. Specifically, program policy 5300.2 Juvenile Disciplinary and Administrative Housing Hearing Procedures was modified and approved on August 10, 2016. In beginning this process, meetings with all three operational shifts were held to elicit feedback and suggestions to the proposed policy modifications. As a result of these meetings Juvenile Services is has modified and practices to include the following:

- Limited use of Room Restriction. Room Restriction is defined as the involuntary or voluntary restriction of a juvenile alone in a designated area for brief periods of time.
- Room Restriction will not be imposed until all less restrictive options have been exhausted.
- It may only be used as a temporary response to behavior that threatens immediate harm to the youth or unit or imposed when a serious Class I or Class II offense has occurred.
- If it becomes necessary to utilize room restriction it will only be imposed for the minimum time necessary to address a safety risk. It may also be imposed to complete an investigation and adjudicate a serious offense as long as the time does not compromise the mental and physical health of the juvenile as determined by a medical provider.
- It will not be used for purposes of punishment, administrative convenience, or staffing shortages.
- Juvenile Services staff will use informal discipline to resolve minor infractions independent of room restriction however it may be imposed for short periods of time if a juvenile's behavior is out of control as a cooling off period until the juvenile regains control.
- A juvenile will not be placed in Room Restriction to exceed 3 hours in a 24 hour period unless a severe offense occurs e.g. assault with serious injury or assault on staff.
- If it is determined that a juvenile must be placed in Room Restriction beyond a 3 hour period staff will seek written approval from a higher level authority.

- If it is determined a juvenile is to be placed on a room restriction beyond a three hour period a juvenile will be evaluated by mental health prior to the restriction.
- If it is determined a juvenile will be on a restriction beyond a three hour period six (6) hours of out of cell time per day not including school and programming will be given to juveniles. This time will be allowed two (2) hours per shift. In addition juveniles will be afforded an opportunity to shower, provided hair care services and the opportunity to launder clothing
- Juveniles will be afforded Education equivalent in duration and subject matter and materials to those provided to general population; such education shall be provided by the teacher and the juveniles shall have meaningful contact with their teacher each day and access to legal services including telephone calls to attorneys;
- During any room restriction, the juvenile shall be within sight and sound of staff. Staff shall make visual and interactive contact with the juvenile every fifteen (15) minutes unless the circumstances require more frequent contact. During this contact, the staff person will interact with the juvenile in an effort to resolve any problems in an effort to end the restriction.
- Complete isolation shall not occur: A juvenile will have access to reading and writing material, be able to communicate with staff on a frequent basis and be permitted visits from family, attorneys, and clergy.

19. How much does it cost to incarcerate an individual? Please provide a per day/per inmate breakdown as well as the annual total. Outline the formula used to make calculation.

As of FY 2016 it cost DOC \$220.51 per day to incarcerate individuals. This amount corresponds to the annual cost of incarcerating DOC's inmate population. The annual cost of incarcerating DOC's inmate population, of \$148,335,657.21, is computed as the cost of CCB operations used to process arrestees of \$3,645,150.79 subtracted from the total FY 2016 DOC operating budget all funds of \$150,980,808. The total annual inmate-days of housing is computed as 365 multiplied by the average daily population for DOC facilities, which in FY 2016 was 1843 (includes all inmates housed at DOC except for an average daily population of 50 USMS Greenbelt inmates). In FY 2016 the total annual inmate-days of housing were 672,695. The cost per inmate per day of incarceration at DOC facilities or halfway houses is obtained by dividing the annual operating cost of incarcerating DOC inmates by the total inmate days of housing. In FY 2016 this was \$220.51 per inmate per day.

20. Please describe the steps that DOC has taken to reduce the inmate population at the CDF and CTF, including reducing the number of parole violators, sentenced felons, and writs/holds. What steps does DOC plan to take to further reduce or maintain the population levels at both facilities?

Pursuant to DC Law 18-372, DC Municipal Regulations Title 28-6 Good Time Credits, (GTC), eligible misdemeanants receive a reduction of up to 5 days per month for participation in programs such as reentry, education, vocational training and work details (and 3 days for good behavior--disciplinary free). This serves as an incentive to pursue constructive programming and is viewed positively by the inmate population. The new legislation proposed by DCDOC increases the number of credits per month from 8 to 10.

In addition, DOC continues to work with Federal partner agencies to aggressively monitor and ensure that inmates are designated and removed in a timely manner. The FY 2016 ADP at CDF and CTF (excluding USMS Greenbelt and FBOP Short Term Sentenced Felons) respectively were 1252 and 452; for FY 2017 YTD through January the ADP at each facility is 1310 and 474 respectively. DOC continues to support, as requested, the District's diversion efforts as well as reentry supports, both of which over time have significantly reduced the numbers of persons re-incarcerated at DOC within a 12 month period of release. The percentages (as a fraction of annual releases) of persons re-incarcerated within a 12 month period of release have remained steady, because the total annual intakes and total annual releases themselves have until the recent past been on the decline.

21. As of January 15, 2017, what was the average time (in days) between sentencing and Bureau of Prisons (“BOP”) designation of felons by DOC?

As of January 15, 2017 the average length of stay between sentencing and designation for sentenced felons with no writs or parole violation offenses was 33 days for FY 2016 and FY 2017.

Fiscal Year	Month	Inmates	Average LOS from Commitment to Sentence	Average LOS from Sentence to Designation	Average LOS from Designation to Release
FY 2016	10	57	115	55	7
	11	82	145	40	13
	12	29	116	55	13
	1	67	155	24	11
	2	118	150	23	7
	3	33	166	46	18
	4	95	111	22	6
	5	86	136	24	14
	6	104	186	18	10
	7	75	164	40	14
	8	43	148	54	28
	9	28	140	161	30
FY 2017	10	77	145	30	13
	11	98	153	25	18
	12	101	157	26	13
	1	23	135	53	20
		1116	145	33	13

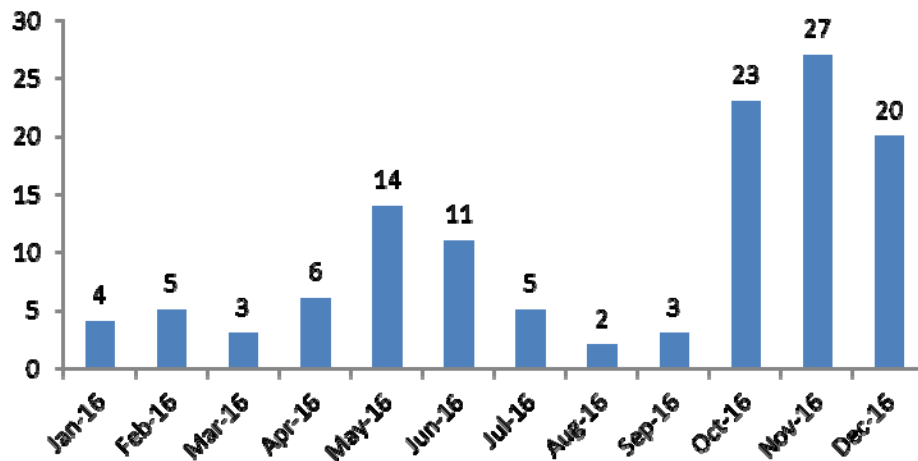
22. As of January 15, 2017, how many sentenced felons were “billable” to BOP?

On January 15, 2017 136 sentenced felons were billable to the FBOP. Of these, 86 were billable at the rate of \$130.99 under the Short Term Sentenced Felon Program and three (3) were juvenile sentenced felons billable at the rate of \$230.00 per day. Of the remaining, 13 were designated to DOC, 26 were Parole Violators, and eight (8) were BOP Weekenders all of whom were billable at the rate of \$122.28 per day.

23. Please provide, on a monthly basis, the number of inmate-on-inmate assaults, assaults on staff, and allegations of staff on inmate assaults, for CY16. Please explain any trends.

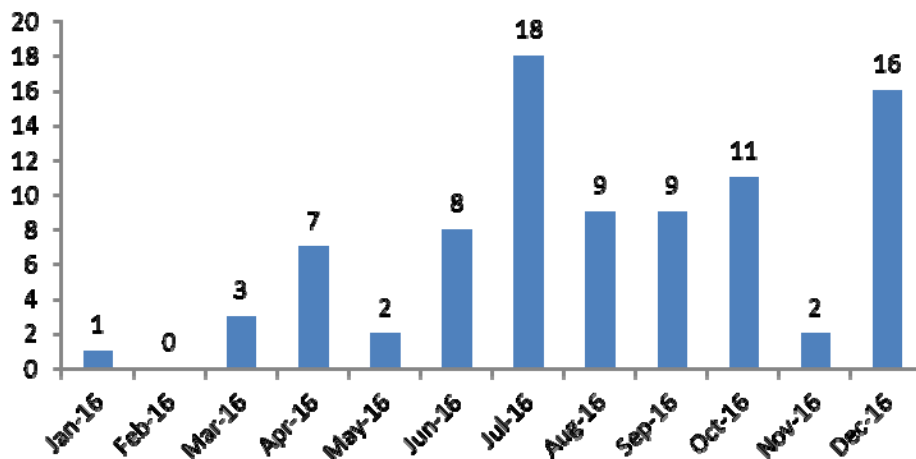
During CY 2016 there were 123 inmate-on-inmate assaults, 86 inmate-on-staff assaults, and 12 allegations of staff on inmate assaults.

Inmate on Inmate Assaults



The frequency of inmate-on-inmate assaults increased markedly during Q1 FY 2017.

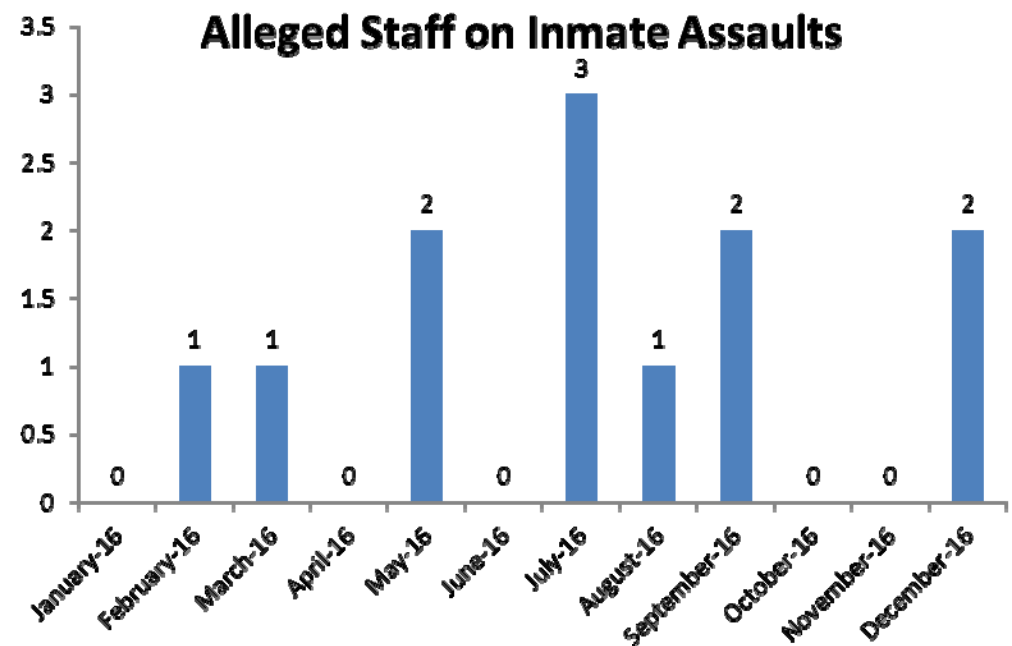
Inmate on Staff Assaults



Inmate-on-staff assaults have averaged about 10 per month during this period. The incident frequency peaked in July which is not unusual by historical standards. The level of inmate-on-staff assaults is also not unusual by historical standards.

Observed assault incidents may be somewhat associated with staff fatigue. Staff has

been working overtime extensively since April 2015 and during Q1 FY 2017, the average impact on staff working in the facility was equivalent to an additional 3.7 hours of work daily. DOC has requested additional staff and is also considering other ways to reduce the impact of overtime.



There does appear to be some possible seasonality to the alleged staff on inmate assault data; half of the allegations occurred in the months of July, August and September. The most frequent allegations also occurred during the same months during which inmate on staff assaults were at peak or near peak levels.

24. Please outline the Department's policy regarding both disciplinary segregation and administrative segregation.

Definition of Types of Restrictive Housing:

- **Administrative Restrictive Housing-** A form of separation from the general population when the inmate's continued presence in the general population poses a serious threat to property, self, staff, other inmates, visitors, the general public or to the safe, secure or orderly operation of the facility.
- **Disciplinary Restrictive Housing-** A form of segregation when the Disciplinary Board or Hearing Officer has, after an impartial hearing, authorized an inmate's confinement to a cell for a specified period due to the commission of a rule violation.
- **Pre-hearing Restrictive Housing-** The administrative segregation of an inmate pending a disciplinary or housing hearing when they constitute a threat to themselves, or the safe, secure or orderly operation of the facility, until a hearing can be held.
- **Protective Custody-** A form of separation from the general population for inmates requesting or requiring protection from other inmates for reasons of health or safety.
- **Special Handling/Restricted Release-** A designation assigned to an inmate who requires heightened security measures due to a documented history of high profile cases, escapes, attempted escapes, by documented court order assaultive and/or disruptive behavior, or by court order.
- **Total Separation-** A form of administrative segregation requiring total separation from all other inmates for all out-of-cell activities. Inmates shall only be placed on Total Separation status after receipt of a court order.

Disciplinary procedures will address the types of conduct that inmates are prohibited from engaging in the penalties that may be imposed when inmates engage in prohibited conduct and procedures that shall be followed to determine whether the inmate committed a rule violation, to appropriately charge the inmate for the rule violation, to impose sanctions, and to consider inmate appeals based upon disciplinary sanctions. Disciplinary procedures will be carried out promptly and handled in a manner that provides inmates with guidelines for consistent procedural application.

The DOC/CDF code of conduct, sanctions and procedures for violations are defined and communicated to inmates and staff through the inmate handbook, inmate orientation and employee training.

Inmates who are charged with a rule violation will be placed in prehearing detention only when it is necessary to ensure the inmate's safety or the security of the facility. No inmate

shall otherwise be placed in prehearing detention for a rule violation until after the disciplinary board hearing has made a decision.

A housing hearing may be held to allow for a full and fair determination for placing an inmate in Restrictive Housing when there is a clear and present threat to the inmate's personal safety and involuntary protective custody is deemed appropriate; there is a clear and present threat to support the inmate's request for voluntary protective custody; the inmate poses a clear and present danger to the safety of others; poses a definite escape risk; or the inmate has been referred for criminal prosecution or is under investigation for the commission of a criminal offense while confined.

Restrictive housing units provide living conditions that approximate those of the general population. Inmates have access to programs and services that include, but are not limited to the following: educational services, commissary services, law/library services, social services/counseling services, religious guidance, recreational programs, telephone access, access to legal visits, and medical and mental health.

All inmates placed in administrative restrictive housing receive a 7 day housing review for the first 60 days and every 14 days thereafter.

The maximum sanction for an inmate found guilty of a disciplinary infraction is no more than thirty days. In addition, these inmates receive a minimum of two (2) hours out of cell time, five (5) days per week.

Prior to placement in restrictive housing, health care personnel are informed immediately and provide medical/mental health assessment and review according to standards established by the health authority.

25. Please outline the work readiness program as launched in the summer of 2016. Include the interview and selection process; average class size; and any outcome data relating to job placement.

To date 151 inmates have enrolled in the DOES Work Release Program; 101 have completed it at the Jail without removal or transfer to another program; and, 87 have reported to DOES. Some inmates in Group 11 are still in custody.

DOES reports the following:

Total Active DOES Work Experience (subsidized employment)	13
Total number of program completers who started (subsidized employment)	52
Total number of program completers who completed (subsidized employment)	14
Total Unsubsidized Employment	26
Total who are inactive in the community	70

Details provided by DOES are below.

	Start Date	End Date	Declined to Participate	Removed From Program	Transferred to Another Program	Completed	DOES Work Experience (Subsidized Employment)	Unsubsidized Employment	Inactive
Group 1	7/13/15	8/21/15	16	6	0	16	5	2	9
Group 2	8/31/15	10/9/15	1	0	0	12	4	3	6
Group 3	10/19/15	11/24/15	2	1	0	17	5	3	10
Group 4	12/7/15	1/15/16	7	1	0	15	4	3	7
Group 5	1/25/16	2/26/16	0	0	0	12	8	6	3
Group 6	3/14/16	4/22/16	0	1	0	14	6	2	5
Group 7	5/2/16	6/10/16	0	1	0	14	7	3	8
Group 8	6/20/16	7/29/16	6	1	1	16	4	2	8
Group 9	8/8/16	9/16/16	0	1	1	12	5	1	7
Group 10	9/26/16	11/4/16	0	2	1	12	2	1	0
Group 11	11/14/16	12/23/16	0	0	0	17	2		

a. Are financial management classes offered in conjunction with the work readiness program or otherwise?

A representative from Wells Fargo bank presents information to DOES Work Readiness participants about financial planning. Upon release, more in depth financial planning is provided by DOES Project Empowerment. DOES Project Empowerment also partners with Capital Area Asset Builders which provides financial planning, banking, credit counseling, etc. for low income families.

26. Please describe the procedures for in-person visitation at the CTF for both the female and juvenile populations.

In-person visitation for women housed at the CTF is conducted on Mondays from 1:30 pm to 7:30 pm. Scheduling is handled through the CTF scheduling system with visits lasting for a period of 60 minutes.

Juveniles housed at the CTF are under the supervision of staff from the Central Detention Facility/D.C. Jail; therefore, generally follow the jail's visitation protocols. They are allowed two forty five minute video visits on school days from 4:00 pm to 9:00 pm and on Saturday and Sundays from 11:00 pm to 9:00 pm. Individuals earning gold tier status in the behavior modification program may have 3 video visits per week.

Since April 2014, DOC has afforded juveniles one contact visit per month with the parent/guardian if earning gold tier status (honor) in the behavior modification program as a reward for exceptional behavior. On holidays all juveniles--- regardless of tier status-- are allowed to have in person visits with parents/guardians. Effort is made to reach out to family members as the holidays approach, so that in -person visits can be successfully arranged.

27. Please outline the agency's inmate gender reassignment/transition policy. Please include any policies related to housing and medical services.

The DOC's Gender Classification and Housing policy provides guidance on procedures for appropriately handling the housing of transgender, intersex, and gender variant individuals housed in DOC facilities. The process of gender classification is initiated at the initial intake in Receiving and Discharge. If an inmate's gender expression, identity, appearance, or behavior differs from the biological sex, the inmate is placed in a cell by themselves during the intake process. The inmate is then be privately screened by the medical staff for a record of the inmates biological sex. Intake staff will record the inmate as transgender or intersex and enter the inmate's gender identity and biological sex, and the inmate will remain in protective custody throughout the intake process.

The Gender Classification and Housing policy (see attachment) also addresses the continuation of hormone treatment--if clinically indicated by appropriate medical staff. The current policy does not address the issue of gender reassignment/transition, as this has generally not been an issue for those housed in within the jail. It should be noted that a significant percentage of the referenced population is serving short-term misdemeanor sentences with relatively short lengths of stay in the jail. More than half of all individuals committed to DOC facilities are released within 21 days (13 days for women) -- contrasted with the longer sentences of those in the federal prison system.

28. Please describe, in detail, the mental health services offered to DOC inmates.

Unity Healthcare (medical contractor) completes an initial mental health assessment during intake to identify inmates with mental health needs. Once an inmate is identified, Unity Healthcare provides mental health services during incarceration. Services include treatment in the acute care mental health unit; the CDF Mental Health Step Down Unit (where male inmates at the CDF are gradually integrated/reintegrated into the facility's general population), and group counseling in the general population in the areas of stress and anger management.

The Department of Behavioral Health (DBH) partners with DOC to interview females within a couple days of commitment to screen for co-occurring disorders (mental health and substance use). DOC has identified a plan of action for FY 2017 to more comprehensively address the acute, step down and general mental health care for women.

The Department of Health/Community Health Administration provides healthy pregnancy classes at the Correctional Treatment Facility for incarcerated women. These classes are especially important since this population is especially vulnerable due to substance use, mental health issues and criminal histories.

DOC notifies Unity Healthcare and DBH of returning citizen's impending release so that Unity and DBH can schedule medical and mental health appointments as well as connection/reconnection with the returning citizen's Core Services Agency provider in the community as needed. At release, a three (3) day supply of medication and a 30 day prescription is given to the returning citizen. Inmates who are living with HIV are provided a 30 day supply of their HIV medications and a 30 day prescription at the time of release.

DOC is one of the first jails to implement a step down unit (SDU) to assist acutely mentally ill inmates transition to functionality in communal situations such as a general population housing unit, or the community (upon release).

Programs offered in the SDU:

This unit has groups during the morning and evening hours. There are currently eight groups to date. Here are the following groups currently participating on the step-down unit:

Treatment Groups: Mondays-Thursdays

The purpose Driven: Life Groups Thursdays and Tuesdays

Art Therapy Group: Fridays

Self-management Group: Thursday s

Re-entry Group/AA/NA Group: Thursday s

Behavioral Health Groups: Mondays, Wednesday s, Friday s

Job Readiness Groups: Mondays

a. What is the average monthly number of inmates that receives these services?

Each month, 100 inmates on average are diagnosed with an active mental illness disorder. On a given day 18% of men in custody and 34% of women in custody had an active diagnosis of mental illness (this is based on the 10-1-2016 population snapshot). 82% of DOC's population had neither active diagnoses of mental illness nor active substance abuse diagnoses on the same day. About 850 inmates per month have some recorded history of mental illness (even though the diagnoses may not be active).

b. What is the status of the mental health step-down unit?

There have been 50 inmates on the step-down unit from May 2016 until Feb. 2017. There have been 4 participants that have completed the 9 week program and were moved to general population. There were 15 participants that were transferred to the federal system. There were 8 participants that were released to the community. There were 2 that were released to a program. One individual was sent to a halfway house, 4 went to Saint Elizabeth's, and 4 had to be returned to the Acute Mental Health Unit. 12 participants remain on the unit.

c. How does the Department measure the impact of its mental health services?

Qualitative analysis of SDU metrics show it is having a positive effect on improving inmates' functionality:

The success of inmate's experience in the SCU is assessed based on metrics examining how the inmate is faring from a functional perspective: are they taking their medications? Are they participating in groups? Are they maintaining their hygiene? Are they able to keep their level of stabilization off the unit in general population? Data shows that that the unit has been having a positive effect on the participants of the unit. Overall, they participate in group activities, maintain compliance with their medication and maintain positive hygiene, and who have completed the program had a positive response to the program and adjusted well to being transferred to open population. The inmates feel a part of a therapeutic community within a jail setting. In this unit they feel comfortable to learn, share and improve their social skills. For some inmates, their functionality has improved such that they are working off unit in detail position. These participants are given the opportunity to go to "work" every day by going to the Acute Mental Health unit (SO 3) to do detail work on that unit and return to the SDU when their work is done. This has been very successful giving these participants the opportunity to handle this type of responsibility.

Unity Healthcare (medical contractor) completes an initial mental health assessment during intake to identify inmates with mental health needs. Once an inmate is identified, Unity Healthcare provides mental health services during incarceration. Services include treatment in the acute care mental health unit; the CDF Mental Health Step Down Unit (where male inmates at the CDF are gradually integrated/reintegrated into the facility's

general population), and group counseling in the general population in the areas of stress and anger management.

The Department of Behavioral Health (DBH) partners with DOC to interview females within a couple days of commitment to screen for co-occurring disorders (mental health and substance use). DOC has identified a plan of action for FY 2017 to more comprehensively address the acute, step down and general mental health care for women.

The Department of Health/Community Health Administration provides healthy pregnancy classes at the Correctional Treatment Facility for incarcerated women. These classes are especially important since this population is especially vulnerable due to substance use, mental health issues and criminal histories.

DOC notifies Unity Healthcare and DBH of returning citizen's impending release so that Unity and DBH can schedule medical and mental health appointments as well as connection/reconnection with the returning citizen's Core Services Agency provider in the community as needed. At release, a three (3) day supply of medication and a 30 day prescription is given to the returning citizen. Inmates who are living with HIV are provided a 30 day supply of their HIV medications and a 30 day prescription at the time of release.

Programs offered in the SDU:

This unit has groups during the morning and evening hours. There are currently eight groups to date. Here are the following groups currently participating on the step-down unit:

Treatment Groups: Mondays-Thursdays

The purpose Driven: Life Groups Thursdays and Tuesdays

Art Therapy Group: Fridays

Self-management Group: Thursday s

Re-entry Group/AA/NA Group: Thursday s

Behavioral Health Groups: Mondays, Wednesday s, Friday s

Job Readiness Groups: Mondays

29. Please describe DOC's current release procedures and reentry planning procedures relating to inmates with mental health needs.

DOC's discharge planning is comprehensive with respect to the medical and mental health needs of DOC inmates. Discharge planners work with inmates seeing them shortly after intake to begin planning and at different times during their incarceration. Liaisons from outside community organizations and the Department of Behavioral Health (DBH) have a strong presence in the jail and keep clients connected to their respective organizations during incarceration. The DBH liaison also works to determine what inmates currently not on DBH roles could be eligible for services in the Core Service Agencies (CSA).

As a part of the intake process, every person committed to the DOC receives a medical and mental health screening, and if diagnosed for mental illness; they receive medication, individual counseling and regular mental health follow-up consultations.

There are currently three (3) Forensic Mental Health Technicians from the Department of Behavioral Health (DBH) who are assigned on a full time basis to the Central Detention Facility and the Correctional Treatment Facility. Their function is to research DBH's database in order to (1) advise community-based Core Service Agencies (CSA) when their clients become incarcerated; (2) to schedule CSA appointments for impending returning citizens; (3) reenroll and schedule appointments for returning citizens who may have previously stopped going for services while in the community; and (4) to enroll and schedule appointments for returning citizens who have been newly diagnosed during incarceration.

Returning citizens in the DOC are defined as pretrial and sentenced misdemeanors, short term felons designated by the Federal Bureau of Prisons to serve their sentence in the DC DOC and technical parole violators who are designated to participate in the residential substance abuse treatment program or who have been reinstated to parole by the US Parole Commission.

Mental health staff and the CSAs work in tandem to develop discharge plans for returning citizens who have Serious Persistent Mental Illness (SPMI) such as psychotic disorders, bi-polar, schizophrenia, etc. DBH and CSAs, in conjunction with DOC discharge planners who conduct gender-responsive risk and needs assessments for misdemeanors serving 60 days or more; develop release plans for returning citizens who have less severe mental health needs.

Returning citizens with an Axis I Diagnosis who are currently being prescribed psychotropic medications are released with a three (3) day supply of medication and a 30 day prescription. Reentry support is also provided by CSAs and referrals are made through non-profits.

In addition, DBH received a Second Chance Act grant in 2013 to conduct co-occurring disorder screenings and to develop a plan of action to treat female offenders who have co-

occurring disorders. Two of the assigned DBH staff work with this project where they provide screenings during the intake process for females defined above as impending returning citizens. Once the project is completed it is anticipated that recommendations will be made to improve prerelease treatment, discharge planning and post release treatment services for women with co-occurring disorders.

30. For FY16 and FY17, to date, please list all HVAC outages that occurred. What is the current timeline for completion of HVAC repairs?

The Department of Corrections is conducting the following HVAC Maintenance and repairs by April 1, 2017. Much of this work underway could not be conducted during the summer as it required cooler temperatures and that the system would not be in use at the time. Therefore it is being completed this winter.

1. Under Cut Cell Doors and Add Security Grating to Improve Air Movement-The jail's doors which were comprised of bars were replaced by solid doors which impeded airflow into individual cells when the doors are closed. Openings will be cut into all solid cell doors and grates installed to allow airflow into the cells at night and when doors are closed.
2. Flush Chilled Waterlines and Modify Chiller Controls- The AC operates by moving cool water and cool air. In order to maximize efficiency, the systems are flushed to remove hot air and water and replace cooler air and water. This increases the efficiency of the chilled water in chilling and moving the cooler air.
3. Install return grills that do not have dampers behind them to increase air movement.- DOC had completed 60% of this project last summer and will complete the remaining 40% to improve airflow.
4. Modify the ducting from the rooftops to increase air flows. This includes replacing the "T"s on the roof and adding turning vanes to the lower level elbows. – Airflow was impeded at the T junctions which decreased the efficiency of the cooling. The installation of turning vanes will allow the air to flow at the junctions and improve cooling.
5. Make all needed repairs to rooftops to ensure 100% of the equipment capacity can be utilized when the air flow issues are improved. - The rooftop front end, backbone and terminal sensors were not functioning at 100%, These repairs will improve the monitoring and control of the HVAC system . It is comparable to a diagnostic panel and connection to the cable and the sensors of the system.
6. Install three year old chiller salvaged from St. Elizabeth's. - The chillers are activated and added on a rolling basis as temperatures rise. So chiller 1, adds 2, adds 3 as the temperature climbs. Last year, chillers 1 and 2 operated well but chillers 3 and 4 did not. DOC is replacing chillers 3 and 4, which were mini-chillers with a jumbo chiller from St.E, which will help with higher temperatures as they rise.

7. Install temporary, fabricated grills (One per wing). This will increase air movement. - 70% of the fabricated grills were replaced last year. DOC is now completing the remaining 30% and rechecking the last year's grills.
8. IPC Control Room Supplemental Cooling- The Inmate Processing Center, which was completed 2 years ago, does not house inmates but supplemental cooling is being added to further cool the overall building.
9. Basement Air Handling Unit (AHU) - Inmates are not housed in the basement but it is used for maintenance, laundry and food service operational functions. Currently the AHU is failing and will be replaced thus contributing to the overall cooling of the temperature within the facility.
10. Chilled Water Pump and Drive Replacement- The pump and drive replacement will push cool water more effectively increasing the flow of water to all of the AHUs.
11. Repair Direct Digital Control System- This is the thermostat of the system. 45% of the repairs were completed last year and the remainder will improve the thermostat control.
12. Re-Balance Air Supply and Hydronic Systems- DOC is conducting a full assessment of the airflow system for rebalancing the air supply throughout the facility.

31. What is the current status of roof repairs at CTF and CDF?

The roofing repairs are currently 75% complete according to DGS.

32. Please provide an update on the new Inmate Processing Center.

The DOC Inmate Reception Center (IRC) officially opened on June 29, 2015. Over 17,700 intakes, nearly 34,500 temporary releases, and nearly 17,700 releases have been processed through the IRC since it commenced operation. The IRC is the centralized point of entry and exit for inmates remanded to the custody of the DCDOC. This includes newly committed inmates; weekenders; those returning from court; bond and probation/parole releases; jurisdictional, interagency, mental health and medical transfers; as well as those with expired sentences. All functions associated with the admission and releases of inmates are co-located in the IRC.

IRC services include:

- Receiving- This is the initial legal records review, body scanning, and identification processing to include photographing, fingerprinting and iris scanning of incoming inmates. Property inventory, verification, and storage also take place with all critical information documented in the automated offender management system.
- Case Management- Case management includes one-on-one inmate interviews covering critical social, employment, education and personal information. Also involves discussion and documentation of Prison Rape Elimination Act (PREA) protocols, viewing of the inmate orientation and reentry videos, and dissemination of the Inmate handbook with all relevant details captured in the automated offender management system.
- Medical Triage- This includes medical and mental health intake screening for suicidality, tuberculosis and HIV testing. Inmates with acute or chronic medical/mental health conditions undergo comprehensive examinations while those without such conditions are evaluated within 14 days.
- Records Processing- This is the review and maintenance of commitment paperwork, detainers, parole documentation, court orders and other information pertinent to the appropriate commitment, processing and release of incoming and outgoing inmates.
- Inmate Release – Inmate release following the clearance consisting of a comprehensive records review and checks of all applicable criminal justice systems, inmates are released to the custody of other agencies/jurisdictions or return to the community. If returning to the community, a resource guide, temporary identification, transportation assistance, library card and medication are provided. Personal property is also returned upon release.

33. For FY16 and FY17, to date, please indicate all known incidents in which contraband was smuggled into either facility. In your answer, please specify what contraband as well as the DOC response.

The DOC did not collect data on contraband for the CTF prior to the transition. CoreCivic, formerly known as Corrections Corporation of America, has been responsible via contract for security services at the CTF since 1997. CoreCivic was responsible for capturing and maintaining data in FY16 and FY17 to date. Beginning February 1, 2017, DOC will collect all contraband data as it does within the CDF.

Contraband confiscations at the CDF for this period are provided in the tables below.

FY16	Location	Type (Contraband)	DOC Response
10/3/2015	Male R & D	Cocaine	Items confiscated, investigated and secured in contraband safe per PS 5010.3E
10/17/2015	South Two	Marijuana	Items confiscated, investigated and secured in contraband safe per PS 5010.3E
10/26/2015	South Two	Marijuana (K-9)	Items confiscated, investigated and secured in contraband safe per PS 5010.3E
10/29/2015	South Two	Heroin (K-9)	Items confiscated, investigated and secured in contraband safe per PS 5010.3E
10/29/2015	South Two	Marijuana (K-9)	Items confiscated, investigated and secured in contraband safe per PS 5010.3E
10/30/2015	Southwest Three	Marijuana (K-9)	Items confiscated, investigated and secured in contraband safe per PS 5010.3E
11/20/2015	Northwest Three	K2	Items confiscated, investigated and secured in contraband safe per PS 5010.3E
11/23/2015	South Two	Marijuana (K-9)	Items confiscated, investigated and secured in contraband safe per PS 5010.3E
11/24/2015	Mailroom	Suboxone	Items confiscated, investigated and secured in contraband safe per PS 5010.3E
12/9/2015	South Two	Cigarette	Items confiscated, investigated and secured in contraband safe per PS 5010.3E
12/24/2015	South Two	Marijuana (K-9)	Items confiscated, investigated and secured in contraband safe per PS 5010.3E
12/24/2015	South Two	Cocaine (K-9)	Items confiscated, investigated and secured in contraband safe per PS 5010.3E
1/2/2016	Female R&D	Tobacco	Items confiscated, investigated and secured in contraband safe per PS 5010.3E
1/15/2016	Southwest Two	Marijuana(K-9) and Cigarettes	Items confiscated, investigated and secured in contraband safe per PS 5010.3E
2/25/2016	Mailroom	Heroin(K-9)	Items confiscated, investigated and secured in contraband safe per PS 5010.3E

FY16	Location	Type (Contraband)	DOC Response
3/26/2016	C4B (Juvenile Unit)	Marijuana(K-9)	Items confiscated, investigated and secured in contraband safe per PS 5010.3E
3/27/2016	South Two	Tobacco	Items confiscated, investigated and secured in contraband safe per PS 5010.3E
3/28/2016	Northwest One	Marijuana(K-9)	Items confiscated, investigated and secured in contraband safe per PS 5010.3E
3/29/2016	Mailroom	Suboxone	Items confiscated, investigated and secured in contraband safe per PS 5010.3E
4/9/2016	Northeast Three	K2 (K-9) and Tobacco	Items confiscated, investigated and secured in contraband safe per PS 5010.3E
4/29/2016	Male R &D	Marijuana(K-9)	Items confiscated, investigated and secured in contraband safe per PS 5010.3E
5/3/2016	Visiting Hall Three	Marijuana, Cocaine, Tobacco and Alprazolam pills (K-9)	Items confiscated, investigated and secured in contraband safe per PS 5010.3E
5/14/2016	IRC(Inmate Reception Area)	Marijuana(K-9)	Items confiscated, investigated and secured in contraband safe per PS 5010.3E
6/7/2016	Visiting Hall Three	Marijuana and Tobacco	Items confiscated, investigated and secured in contraband safe per PS 5010.3E
6/21/2016	Male R&D	Tobacco	Items confiscated, investigated and secured in contraband safe per PS 5010.3E
7/8/2016	South Two	Marijuana and Tobacco	Items confiscated, investigated and secured in contraband safe per PS 5010.3E
7/10/2016	Northeast Two	Marijuana and Tobacco	Items confiscated, investigated and secured in contraband safe per PS 5010.3E
7/12/2016	North One	K2	Items confiscated, investigated and secured in contraband safe per PS 5010.3E
8/6/2016	South Two	Tobacco	Items confiscated, investigated and secured in contraband safe per PS 5010.3E
8/13/2016	South Two	Marijuana	Items confiscated, investigated and secured in contraband safe per PS 5010.3E
8/15/2016	Mailroom	Suboxone	Items confiscated, investigated and secured in contraband safe per PS 5010.3E
8/22/2016	Mailroom	Suboxone	Items confiscated, investigated and secured in contraband safe per PS 5010.3E
8/31/2016	Northwest One	Marijuana	Items confiscated, investigated and secured in contraband safe per PS 5010.3E
8/31/2016	Northwest One	Marijuana	Items confiscated, investigated and secured in contraband safe per PS 5010.3E
9/6/2016	Visiting Hall Three	Marijuana, Cocaine and Heroin	Items confiscated, investigated and secured in contraband safe per PS 5010.3E

FY16	Location	Type (Contraband)	DOC Response
9/7/2016	Northwest One	Marijuana and Tobacco	Items confiscated, investigated and secured in contraband safe per PS 5010.3E

FY17	Location	Type (Contraband)	DOC Response
10/4/2016	Visiting Hall Three	Marijuana, Cocaine and Heroin	Items confiscated, investigated and secured in contraband safe per PS 5010.3E
10/10/2016	South Two	Tobacco	Items confiscated, investigated and secured in contraband safe per PS 5010.3E
10/25/2016	Mailroom	Suboxone	Items confiscated, investigated and secured in contraband safe per PS 5010.3E
11/17/2016	South Two	Heroin	Items confiscated, investigated and secured in contraband safe per PS 5010.3E
11/19/2016	South Two	Tobacco	Items confiscated, investigated and secured in contraband safe per PS 5010.3E
11/20/2016	Southeast Three	Marijuana	Items confiscated, investigated and secured in contraband safe per PS 5010.3E
11/20/2016	South Two	Tobacco	Items confiscated, investigated and secured in contraband safe per PS 5010.3E
12/12/2016	Northwest One	Tobacco	Items confiscated, investigated and secured in contraband safe per PS 5010.3E
12/12/2016	Northwest Two	Marijuana	Items confiscated, investigated and secured in contraband safe per PS 5010.3E
12/13/2016	Northwest Two	Marijuana	Items confiscated, investigated and secured in contraband safe per PS 5010.3E
12/15/2016	North One	Tobacco	Items confiscated, investigated and secured in contraband safe per PS 5010.3E
12/27/2016	Mailroom	Suboxone	Items confiscated, investigated and secured in contraband safe per PS 5010.3E
1/3/2017	Inmate Reception Center (IRC)	Suboxone	Items confiscated, investigated and secured in contraband safe per PS 5010.3E
1/4/2017	Visiting Hall-One	Marijuana, Heroin, Cocaine, Suboxone	Items confiscated, investigated and secured in contraband safe per PS 5010.3E

34. For FY16 and FY17, to date, how many appeals were received by the Office of Community Corrections for grievances filed within the correctional community centers?

For FY16 and FY17 to date, there were no formal appeals received by the Office of Community Corrections (OCC) for grievances filed by residents at the community correctional centers. Residents, as well as their family members, have the ability to contact OCC directly regarding problems and concerns. This allows staff to troubleshoot issues and provide clarification to residents and family members regarding policies and procedures. This hands-on process has been very successful in expeditiously resolving issues with residents, staff and family members.

35. If an inmate misbehaves or otherwise violates a rule or directive, what is the DOC response/protocol?

Inmate offenses and associated penalties are outlined in the Inmate Handbook provided each inmate at the time of intake/orientation. Depending upon the nature of the misbehavior or offense, staff counseling may effectively resolve the issue(s). If a more serious offense is committed that warrants the writing of a disciplinary report, it will be reviewed by an impartial DOC employee who in turn will determine if intervention by an adjudication panel is warranted. Based on the severity, possible penalties range from a warning to disciplinary detention. Disciplinary action within the institution is not intended to degrade or humiliate the population, but to maintain the order, safety and security of the jail. Prohibited actions include corporal punishment, personal abuse psychological intimidation, denial of regular meals, denial of medical care, and denial of sufficient sleep.

Inmates who are charged with a rule violation will be placed in prehearing detention only when it is necessary to ensure the inmate's safety or the security of the facility. No inmate shall otherwise be placed in prehearing detention for a rule violation until after the disciplinary board hearing has made a decision.

A housing hearing may be held to allow for a full and fair determination for placing an inmate in Restrictive Housing when there is a clear and present threat to the inmate's personal safety and involuntary protective custody is deemed appropriate; there is a clear and present threat to support the inmate's request for voluntary protective custody; the inmate poses a clear and present danger to the safety of others; poses a definite escape risk; or the inmate has been referred for criminal prosecution or is under investigation for the commission of a criminal offense while confined.

Restrictive housing units provide living conditions that approximate those of the general population. Inmates have access to programs and services that include, but are not limited to educational services, commissary services, law/library services, social services, counseling services, religious guidance, recreational programs, telephone access, access to legal visits, and medical and mental health.

All inmates placed in administrative restrictive housing receive a 7 day housing review for the first two (2) months and every 14 days thereafter. The maximum sanction for an inmate found guilty of a disciplinary is thirty days. While housed in disciplinary detention, inmates are offered two (2) hours out of cell, five (5) days per week. Prior to placement in restrictive housing, health care personnel are informed immediately and provide medical/mental health assessment and review according to standards established by the health authority.

36. Please provide an update on the operations of the mobile library system through DC Public Library.

a. How many volumes does it contain?

In January 2015, the DC Public Library (DCPL) began a mobile library pilot program at the CDF with three (3) housing units. On February 23, 2015 the library went live and began providing full service to all housing units.

DCPL has focused its attention on further developing a robust collection to meet the many requests and needs of the DC Jail population. DCPL increased the collection by purchasing close to 5,000 new books bringing the total collection to nearly 8,000 books.

b. How frequently are its materials offered to inmates?

DCPL serves three (3) housing units daily; all housing units are served each week. Inmates are issued DCPL library cards as part of this program.

c. How many inmates took advantage of the materials?

In Q1 FY 2017 1942 inmates took advantage of the materials; In FY 2016 nearly 1000 inmates checked out 5,451 books. During FY 2016 nearly 1000 additional books were circulated by the library compared with FY 2015.