

Posn Nbr	Title	Name	Vac Stat	Grade	Step	Salary	PLA X				Fund Code	Department Name	CBU	SERV CD	SCHED ID
							Dist %	Agency	Index	PCA					
00010872	CHIEF FINANCIAL OFFICER	DeWitt,Jeffrey	F	EX	0	233,000	1	ATO	10111	10108	0100	Executive Office	CFO	A88	A88
00002543	CHIEF OF STAFF	Jacobs,Angell J	F	18	4	186,464	1	ATO	10111	10108	0100	Executive Office	CFO	A82	A82
00048193	Chief Risk Officer		V	17	0	158,956	1	ATO	10111	10108	0100	Executive Office	CFO	A01	A01
00023029	Interim Chief Risk Officer	Richardson,Marshelle	F	16	6	158,850	1	ATO	10111	10108	0100	Executive Office	CFO	A01	A01
00013422	Public Affairs Officer	Umansky,David J	F	15	0	152,117	1	ATO	10211	10219	0100	Executive Office	CFO	A01	A01
00028183	SENIOR FINANCIAL POLICY ADVISO	Street,Darryl Thomas	F	16	2	141,328	1	ATO	101X1	10108	0619	Executive Office	CFO	A82	A82
00085664	Internal Controls Specialist	Peterson,Ronald Hayden	F	14	6	113,301	0	ATO	10111	10108	0100	Executive Office	CFO	A01	A01
00023604	EXECUTIVE ASST	Fuller,Traci T	F	14	5	110,172	1	ATO	10111	10108	0100	Executive Office	CFO	A01	A01
00033241	EXECUTIVE ASST	Jones,Lynnette	F	14	5	110,172	1	ATO	10111	10108	0100	Executive Office	CFO	A01	A01
00005344	Executive Office Manager	High,Tanya S	F	13	7	98,521	1	ATO	10111	10108	0100	Executive Office	CFO	A01	A01
00002975	ASST GEN COUNSEL	Gracyalny,Patricia	F	15	10	147,687	1	ATO	10311	10305	0100	Executive Office	CFO	A01	A01
00011841	ASST GEN COUNSEL	Droller,Aaron	F	15	4	125,682	1	ATO	10311	10305	0100	Executive Office	CFO	A01	A01
00012813	GEN COUNSEL	Tseng,David	F	17	0	183,426	1	ATO	10311	10305	0100	Executive Office	CFO	A82	A82
00013088	ASST GEN COUNSEL	Hua, Ching	F	15	7	136,683	1	ATO	10311	10305	0100	Executive Office	CFO	A01	A01
00013188	ASST GEN COUNSEL	Morgan,Chaia Rebecca Odoms	F	14	6	113,301	1	ATO	10311	10305	0100	Executive Office	CFO	A01	A01
00035494	ASSOC GEN COUNSEL	Bennett,Ridgely	F	16	10	166,176	1	ATO	103X1	10305	0619	Executive Office	CFO	A01	A01
00035580	Deputy General Counsel	Lyons,Stephen	F	16	0	167,494	1	ATO	10311	10305	0100	Executive Office	CFO	A01	A01
00035808	ASST GEN COUNSEL	Johnson,Antar C.	F	15	6	133,016	1	ATO	103X1	10305	0619	Executive Office	CFO	A01	A01
00042707	Attorney Advisor	Barbera,Charles F	F	16	8	166,176	1	ATO	10311	10305	0100	Executive Office	CFO	A01	A01
00044567	ASSOC GEN COUNSEL PERS PROC	Saunders,Treva D.	F	16	6	158,850	1	ATO	10311	10305	0100	Executive Office	CFO	A01	A01
00082824	ASST GEN COUNSEL	Elion,Mark	F	15	8	140,352	0	ATO	103X1	10305	0619	Executive Office	CFO	A01	A01
00007699	EXECUTIVE ASST	Lee,Laverne	F	13	10	106,469	1	ATO	103X1	10318	0619	Executive Office	CFO	A01	A01
00011129	Legislative Affairs Specialist		V	13	0	94,548	1	ATO	103X1	10318	0619	Executive Office	CFO	A01	A01
00014521	EXECUTIVE ASST	Beale,Mary	F	13	9	103,820	1	ATO	10311	10318	0100	Executive Office	CFO	A01	A01
00035940	Legal Assistant		V	11	0	57,959	1	ATO	103X1	10318	0619	Executive Office	CFO	A01	A01
00002375	CONTRACT SPECIALIST	Farmer-Linder,Crystal M	F	13	7	98,521	1	ATO	105X1	10501	0619	Management & Admin	CFO	A01	A01
00004905	CONTRACT SPECIALIST	Stover,Anthony Anton	F	13	4	90,574	1	ATO	105X1	10501	0619	Management & Admin	CFO	A01	A01
00008973	Director, Office of Contracts	Giddis III,Joseph Anthony	F	16	8	166,176	1	ATO	10511	10501	0100	Management & Admin	CFO	A01	A01
00010977	Document Control Specialist	Guilford,Sharon	F	11	4	63,549	1	ATO	10511	10501	0100	Management & Admin	CFO	A01	A01
00015546	CONTRACT SPECIALIST	Roane,Carla J	F	13	3	87,925	1	ATO	10511	10501	0100	Management & Admin	CFO	A01	A01
00015598	SUPVY CONTRACT SPEC	Whisler Fortune,Dorothy B	F	15	5	129,350	1	ATO	10511	10501	0100	Management & Admin	CFO	A01	A01
00027311	CONTRACT SPECIALIST	Townsel III,Norman L	F	13	2	85,276	1	ATO	10511	10501	0100	Management & Admin	CFO	A01	A01
00033050	SUPVY CONTRACT SPEC	Wiggins,Drakus	F	15	3	122,015	1	ATO	10511	10501	0100	Management & Admin	CFO	A01	A01
00070277	CONTRACT SPEC	Pierson,Lisa R	F	14	5	110,172	1	ATO	10511	10501	0100	Management & Admin	CFO	A01	A01
00007879	CONTRACT SPECIALIST	Lloyd,Peter	F	13	6	95,872	1	ATO	10511	10504	0100	Management & Admin	CFO	A01	A01
00006772	STAFF ASSISTANT	Johnson,Doretha Darby	F	11	10	74,729	1	ATO	10511	10505	0100	Management & Admin	CFO	A01	A01
00020936	HUMAN RESOURCES GENIST	Thomas,Yolanda M.	F	13	6	95,872	1	ATO	106X1	10602	0619	Management & Admin	CFO	A01	A01
00021596	HUMAN RESOURCES GENIST	Rothchild,Felicia	F	13	6	95,872	1	ATO	10611	10602	0100	Management & Admin	CFO	A01	A01
00002690	Human Resources Generalist	Taylor,Tremelle	F	12	7	85,072	1	ATO	10611	10605	0100	Management & Admin	CFO	A01	A01
00010941	HUMAN RESOURCES SPEC	Williams,Erica Dawn	F	14	9	122,688	1	ATO	10611	10605	0100	Management & Admin	CFO	A01	A01
00013282	Director, Office of Human Reso	Moreland,LaSharn	F	16	8	166,176	1	ATO	10611	10605	0100	Management & Admin	CFO	A01	A01
00085231	Human Resources Consultant	Westfield,Jasmine T	F	13	10	106,469	0	ATO	10611	10605	0100	Management & Admin	CFO	A01	A01
00010194	Employee Relations and EEO Spe	Reyes-Cano,Yanira E	F	13	10	106,469	1	ATO	10611	10608	0100	Management & Admin	CFO	A01	A01
00000168	HUMAN RESOURCES COORDINATOR	Green,Consuella	F	11	8	71,002	1	ATO	10611	10614	0100	Management & Admin	CFO	A01	A01
00006436	Human Resources Asst	Wajid-Ali,Alesha G	F	7	3	42,592	1	ATO	10611	10614	0100	Management & Admin	CFO	A01	A01
00016461	EXECUTIVE ASST	Cooks,Patricia	F	13	8	101,171	1	ATO	10611	10614	0100	Management & Admin	CFO	A01	A01
00017065	HUMAN RESOURCES COORDINATOR	Thompson,Bernadette	F	11	2	59,822	1	ATO	10611	10614	0100	Management & Admin	CFO	A01	A01
00022040	Deputy Director, HR Operations	Hodge,Michael R	F	14	4	107,043	1	ATO	10611	10614	0100	Management & Admin	CFO	A01	A01
00077053	HUMAN RESOURCES SPEC	Gates,Tiffany Antoinette	F	12	6	82,846	1	ATO	10611	10614	0100	Management & Admin	CFO	A01	A01

Posn Nbr	Title	Name	Vac Stat	Grade	Step	Salary	FLX				Fund Code	Department Name	CBU	SERV CD	SCHED ID
							Dist %	Agency	Index	PCA					
00078203	HUMAN RESOURCES SPEC	Van Meers,Barbara Sue	F	12	10	91,749	0	ATO	10611	10614	0100	Management & Admin	CFO	A01	A01
00085549	HR Specialist	Jones,Jacqueline Elizabeth	F	13	10	106,469	0	ATO	10611	10614	0100	Management & Admin	CFO	A01	A01
00028192	DIR MGMT & ADMIN	Lundquist,Paul C	F	17	9	174,216	1	ATO	10611	10616	0100	Management & Admin	CFO	A01	A01
00036393	STAFF ASSISTANT	Young,Michea	F	9	2	49,645	1	ATO	106X1	10616	0619	Management & Admin	CFO	A01	A01
00032412	EDUCATION SPEC	Rainey,Sidney	F	13	10	106,469	1	ATO	10711	10701	0100	Management & Admin	CFO	A01	A01
00033234	EDUCATION SPEC	Niemiec,Brian B	F	13	10	106,469	1	ATO	10711	10701	0100	Management & Admin	CFO	A01	A01
00044453	EDUCATION SPEC	Acquah,Sabina	F	13	10	106,469	1	ATO	10711	10701	0100	Management & Admin	CFO	A01	A01
00001285	CHIEF TRAINING DEVELOPMENT	Goldstein,Jerry	F	15	10	147,687	1	ATO	10711	10708	0100	Management & Admin	CFO	A01	A01
00020740	DIRECTOR SUPPORT SERVICES	Proctor,Brenda D	F	14	6	113,301	1	ATO	10811	10801	0100	Management & Admin	CFO	A01	A01
00003712	Support Services Assistant	Poole,Marquett	F	8	8	53,487	1	ATO	10811	10812	0100	Management & Admin	AMA	A01	X02
00011006	Logistics Management Specialis	Flosi,David Gregory	F	12	10	91,749	1	ATO	10811	10813	0100	Management & Admin	CFO	A01	A01
00022454	Support Services Assistant		V	8	0	43,736	1	ATO	10811	10813	0100	Management & Admin	AMA	A01	X02
00023475	Support Services Assistant	McClure,Harold	F	8	10	56,273	1	ATO	10811	10813	0100	Management & Admin	AMA	A01	X02
00016752	Support Services Assistant	Mackall,Kenneth A	F	8	10	56,273	1	ATO	10811	10815	0100	Management & Admin	AMA	A01	X02
00018214	Support Services Assistant	Medley Jr.,William H	F	8	10	56,273	1	ATO	10811	10815	0100	Management & Admin	AMA	A01	X02
00017741	LEAD SUPPORT SRVS SPEC	Whiten,Edgar B	F	11	7	69,138	1	ATO	10811	10818	0100	Management & Admin	AMA	A01	X02
00026843	Operations Support Specialist	Eldridge,Trina	F	11	6	67,275	1	ATO	10811	10818	0100	Management & Admin	CFO	A01	A01
00005349	ADMIN SPEC	Fuller,Sean M	F	11	5	65,412	1	ATO	20111	20101	0100	Fin Operations & Sys	AMA	A01	X01
00009403	EXECUTIVE ASST	Sanders,Onzenetta	F	13	10	106,469	1	ATO	20111	20101	0100	Fin Operations & Sys	CFO	A01	A01
00014782	STAFF ASST	Hill,Jocelyn	F	12	5	80,620	1	ATO	20111	20101	0100	Fin Operations & Sys	CFO	A01	A01
00022253	STAFF ASSISTANT		V	11	0	57,959	1	ATO	20111	20101	0100	Fin Operations & Sys	CFO	A01	A01
00006795	DCFO OFOS	Slack,Billy K	F	18	4	186,464	1	ATO	20111	20102	0100	Fin Operations & Sys	CFO	A01	A01
00027596	DEPUTY CONTROLLER	Omisore,Oladiji	F	17	3	170,273	1	ATO	20111	20102	0100	Fin Operations & Sys	CFO	A01	A01
00017883	SENIOR MGR OPERATIONS ADMIN	Jackson,Vanessa F	F	14	9	122,688	1	ATO	20111	20106	0100	Fin Operations & Sys	CFO	A01	A01
00009948	SENIOR ACCOUNTANT	Hampton,Shawn Jamal	F	13	5	93,223	1	ATO	20411	20201	0100	Fin Operations & Sys	CFO	A01	A01
00002641	ACCOUNTING SYSTEMS MGR	Raval,Ranjan	F	14	10	125,818	1	ATO	204R4	20202	0198	Fin Operations & Sys	CFO	A01	A01
00009361	SENIOR ACCOUNTANT	Deskins,Logan	F	13	3	87,925	1	ATO	20411	20202	0100	Fin Operations & Sys	CFO	A01	A01
00021673	ACCOUNTANT	Rawls,Lorraine	F	11	9	72,865	1	ATO	20311	20202	0100	Fin Operations & Sys	CFO	A01	A01
00026342	ACCOUNTANT	Brumley,Mernel E	F	13	9	103,820	1	ATO	20311	20202	0100	Fin Operations & Sys	CFO	A01	A01
00027083	Accounting Technician	Lawrence,Brittney L	F	7	1	39,827	1	ATO	20411	20202	0100	Fin Operations & Sys	AMA	A01	X02
00004304	STAFF ASSISTANT	Diggs,Deborah	F	11	9	72,864	1	ATO	20411	20203	0100	Fin Operations & Sys	AMA	A01	X01
00006191	ACCOUNTING TECH	Thornton,Janice	F	9	9	60,403	1	ATO	204R4	20203	0198	Fin Operations & Sys	AMA	A01	X02
00006345	ACCOUNTANT	Donaldson-Odjidja,Marianne E	F	13	7	98,521	1	ATO	20311	20204	0100	Fin Operations & Sys	CFO	A01	A01
00010828	ACCOUNTING OFFICER	Bacon,Debra L	F	15	6	133,016	1	ATO	204R4	20204	0198	Fin Operations & Sys	CFO	A01	A01
00012984	SENIOR ACCOUNTANT	Chen,Jingtian	F	13	9	103,820	1	ATO	20311	20204	0100	Fin Operations & Sys	CFO	A01	A01
00013032	DIR ACCOUNTING OPS	Pivec,David	F	16	1	136,948	1	ATO	20411	20204	0100	Fin Operations & Sys	CFO	A01	A01
00015926	SENIOR ACCOUNTANT	Lendi,Outieyemb S	F	13	3	87,925	1	ATO	20411	20204	0100	Fin Operations & Sys	CFO	A01	A01
00020891	AGENCY GROUP ACCOUNTANT		V	15	0	131,182	1	ATO	20411	20204	0100	Fin Operations & Sys	CFO	A01	A01
00021600	ACCOUNTANT	Jones,Abigail	F	12	5	80,620	1	ATO	203R4	20204	0198	Fin Operations & Sys	CFO	A01	A01
00022184	ACCOUNTING TECH	Coley,Michael H	F	9	10	61,940	1	ATO	204R4	20204	0198	Fin Operations & Sys	AMA	A01	X02
00037343	ACCOUNTANT	Abraham,Violetta L	F	13	9	103,820	1	ATO	20411	20204	0100	Fin Operations & Sys	CFO	A01	A01
00000222	DEPUTY DIR ACCOUNTING OPS	Hopkins,Martha	F	15	10	147,687	1	ATO	20611	20301	0100	Fin Operations & Sys	CFO	A01	A01
00001767	ACCOUNTANT	David,Randolph	F	14	10	125,818	1	ATO	20611	20301	0100	Fin Operations & Sys	CFO	A01	A01
00024554	SENIOR ACCOUNTANT	Woldesemayat,Abebe M	F	13	2	85,276	1	ATO	20611	20301	0100	Fin Operations & Sys	CFO	A01	A01
00040379	Director of Policy & Procedure	Matthias,Wilma	F	16	10	166,176	1	ATO	20611	20301	0100	Fin Operations & Sys	CFO	A01	A01
00003385	Financial Reporting and Contro		V	15	1	114,677	1	ATO	20511	20501	0100	Fin Operations & Sys	CFO	A01	A01
00004147	MANAGEMENT ANALYST	Chamberlain,Kim Ellen	F	12	6	82,846	1	ATO	20511	20501	0100	Fin Operations & Sys	CFO	A01	A01
00005289	Accounting Manager	Parker,Deena P	F	14	5	110,172	1	ATO	20511	20501	0100	Fin Operations & Sys	CFO	A01	A01

Posn Nbr	Title	Name	Vac Stat	Grade	Step	Salary	FLX				Fund Code	Department Name	CBU	SERV CD	SCHED ID
							Dist %	Agency	Index	PCA					
00006986	Financial Reporting and Policy		V	15	1	114,677	1	AT0	20511	20501	0100	Fin Operations & Sys	CFO	A01	A01
00007295	Cluster Accounting Analyst	Robertson,Samuel John	F	14	3	103,914	1	AT0	20511	20501	0100	Fin Operations & Sys	CFO	A01	A01
00011701	DIR OF FINANCIAL OPERATIONS	Alexander,Cassandra	F	16	2	141,328	1	AT0	20511	20501	0100	Fin Operations & Sys	CFO	A01	A01
00012266	ADMIN ASST	English,Nedra E	F	11	7	69,138	1	AT0	20511	20501	0100	Fin Operations & Sys	AMA	A01	X01
00017276	Financial Database Analyst	Kahsay,Mulu W.	F	14	10	125,818	1	AT0	20511	20501	0100	Fin Operations & Sys	CFO	A01	A01
00017467	ACCOUNTANT	Kamara,Marie B	F	14	10	125,818	1	AT0	20511	20501	0100	Fin Operations & Sys	CFO	A01	A01
00018636	FINANCIAL MGMT SPEC	Coleman,Yvette Renee	F	13	9	103,820	1	AT0	20511	20501	0100	Fin Operations & Sys	CFO	A01	A01
00018788	ACCOUNTANT	Barrow,David H	F	14	9	122,688	1	AT0	20511	20501	0100	Fin Operations & Sys	CFO	A01	A01
00020941	FUNCTIONAL ANALYST	Smith,Debra A	F	12	8	87,298	1	AT0	20511	20501	0100	Fin Operations & Sys	CFO	A01	A01
00023158	Accounting Manager	Ayalew,Akiliu T	F	13	3	87,925	1	AT0	20511	20501	0100	Fin Operations & Sys	CFO	A01	A01
00027717	Accounting Manager	McNaughton,Michelle N	F	14	4	107,043	1	AT0	20511	20501	0100	Fin Operations & Sys	CFO	A01	A01
00028146	ACCOUNTING OFFICER	Wubie,Fikremariam	F	14	4	107,043	1	AT0	20511	20501	0100	Fin Operations & Sys	CFO	A01	A01
00032581	Financial Systems Advisor	Woodson,Ayana R	F	14	1	97,655	1	AT0	20511	20501	0100	Fin Operations & Sys	CFO	A01	A01
00035093	Financial Database Analyst	Dolojan,Jesse Hernandez	F	14	8	119,559	1	AT0	20511	20501	0100	Fin Operations & Sys	CFO	A01	A01
00082532	SENIOR ACCOUNTANT	Kpabitey,Elizabeth Yarkor	F	13	10	106,469	1	AT0	20511	20501	0100	Fin Operations & Sys	CFO	A01	A01
00082533	ACCOUNTANT	Berry,Falicia Michelle	F	12	3	76,169	1	AT0	20511	20501	0100	Fin Operations & Sys	CFO	A01	A01
00082534	ACCOUNTANT	Richmond,Nicole Petty	F	12	7	85,072	1	AT0	20511	20501	0100	Fin Operations & Sys	CFO	A01	A01
00082535	Capital Asset Accountant		V	14	0	97,655	1	AT0	20511	20501	0100	Fin Operations & Sys	CFO	A01	A01
00013775	Director Financial Control & R	Yu,Tong	F	16	4	150,089	1	AT0	20511	20502	0100	Fin Operations & Sys	CFO	A01	A01
00016393	ACCOUNTING SYSTEMS MGR	Butler,Cassandra V	F	15	9	144,018	1	AT0	20511	20502	0100	Fin Operations & Sys	CFO	A01	A01
00020507	Financial Systems Specialist	Payton,Norma G	F	12	10	91,750	1	AT0	20511	20502	0100	Fin Operations & Sys	AMA	A01	X01
00020700	INFORMATION TECHNOLOGY SPECIAL	Utlej,Deborah K	F	11	10	74,727	1	AT0	20511	20502	0100	Fin Operations & Sys	AMA	A01	X01
00022206	HELP DESK COMPUTER SPEC	Walker,Reginald	F	12	9	89,524	1	AT0	20511	20502	0100	Fin Operations & Sys	AMA	A01	X01
00003650	Pension Benefits Officer	Edwards,Jaininne	F	14	8	119,559	1	AT0	208C1	20601	0603	Fin Operations & Sys - PRS	CFO	A01	A01
00004322	Payroll and Benefits Technicia	Daniels,Janelle N	F	8	5	49,308	1	AT0	208C1	20601	0603	Fin Operations & Sys - PRS	AMA	A01	X02
00008761	Pension Benefits Specialist	Lomax,Karen Donnise	F	11	5	65,412	1	AT0	208C1	20601	0603	Fin Operations & Sys - PRS	AMA	A01	X01
00008761	Pension Benefits Specialist	Phillips,Gloria	F	11	1	57,960	0	AT0	208C1	20601	0603	Fin Operations & Sys - PRS	AMA	A01	X01
00011131	Pension Benefits Representative	Travick,Joan H	F	7	9	50,891	1	AT0	208C1	20601	0603	Fin Operations & Sys - PRS	AMA	A01	X02
00016698	Pension Benefits Specialist	Johnson,Mary E	F	11	7	69,138	1	AT0	208A4	20601	0712	Fin Operations & Sys - PRS	AMA	A01	X01
00020148	Pension Benefits Specialist	Stancil,Janice	F	11	6	67,275	1	AT0	208A4	20601	0712	Fin Operations & Sys - PRS	CFO	A01	A01
00020781	Pension Benefits Specialist	Murdock,Michelle A	F	11	5	65,412	1	AT0	208A4	20601	0712	Fin Operations & Sys - PRS	AMA	A01	X02
00026066	Senior Pension Benefits Specia	Brown,Karon T	F	12	7	85,072	1	AT0	208C1	20601	0603	Fin Operations & Sys - PRS	CFO	A01	A01
00073608	Pension Project Manager	Brown,Wanda	F	14	10	125,818	1	AT0	208A4	20601	0712	Fin Operations & Sys - PRS	CFO	A01	A01
00009590	Deputy Director, Pay and Retir	Williams,Keely J	F	15	2	118,346	1	AT0	208A4	20702	0712	Fin Operations & Sys - PRS	CFO	A01	A01
00010082	Payroll Customer Service Manag	Greer,Deborah	F	12	5	80,620	1	AT0	208A4	20702	0712	Fin Operations & Sys - PRS	CFO	A01	A01
00010937	DIR PAY & RETIREMENT	Lacour,Christopher	F	17	7	174,216	1	AT0	208A4	20702	0712	Fin Operations & Sys - PRS	CFO	A01	A01
00014870	ACCOUNTANT		V	12	1	71,717	1	AT0	208B1	20702	0602	Fin Operations & Sys - PRS	CFO	A01	A01
00015530	EXECUTIVE ASST	Royster,Tondalayo Chantel	F	13	6	95,872	1	AT0	208A4	20702	0712	Fin Operations & Sys - PRS	CFO	A01	A01
00001796	Pension Manager	Ransome,Tilthea	F	13	5	93,223	1	AT0	208A4	20703	0712	Fin Operations & Sys - PRS	CFO	A01	A01
00006021	Payroll Specialist	Johny,Pathrose	F	11	4	63,549	1	AT0	208A4	20703	0712	Fin Operations & Sys - PRS	AMA	A01	X01
00006435	Payroll Manager	Walker,Patricia	F	13	9	103,820	1	AT0	208C1	20703	0603	Fin Operations & Sys - PRS	CFO	A01	A01
00007989	Payroll Business Analyst	Bailey,Gwendolyn	F	12	2	73,943	1	AT0	208A4	20703	0712	Fin Operations & Sys - PRS	CFO	A01	A01
00011122	STAFF ASSISTANT	Mason,Annette J	F	9	10	61,939	1	AT0	208A4	20703	0712	Fin Operations & Sys - PRS	CFO	A01	A01
00011163	Payroll Financial Officer	Haroon,Shaheed	F	14	7	116,430	1	AT0	208C1	20703	0603	Fin Operations & Sys - PRS	CFO	A01	A01
00021728	FILE CLERK		V	4	1	29,993	1	AT0	208A4	20703	0712	Fin Operations & Sys - PRS	AMA	A01	X03
00025645	COMPUTER OPERATOR	Mobley,Charles E	F	8	10	56,273	1	AT0	208A4	20703	0712	Fin Operations & Sys - PRS	AMA	A01	X02
00004614	Payroll Operations Officer	Lewis,Chanel Elaine	F	13	4	90,574	1	AT0	208A4	20704	0712	Fin Operations & Sys - PRS	CFO	A01	A01
00004988	PAYROLL TECH	Thomas,Benny V	F	9	6	55,792	1	AT0	208A4	20704	0712	Fin Operations & Sys - PRS	AMA	A01	X03

Posn Nbr	Title	Name	Vac Stat	Grade	Step	Salary	FLX				Fund Code	Department Name	CBU	SERV CD	SCHED ID
							Dist %	Agency	Index	PCA					
00005763	PAYROLL TECH	Stringfellow,Patricia A	F	7	9	50,891	1	AT0	208A4	20704	0712	Fin Operations & Sys - PRS	AMA	A01	X03
00007550	PAYROLL SUPV		V	11	1	57,959	1	AT0	208A4	20704	0712	Fin Operations & Sys - PRS	CFO	A01	A01
00011023	PAYROLL TECH	Kirkland,Joan	F	9	9	60,403	1	AT0	208A4	20704	0712	Fin Operations & Sys - PRS	AMA	A01	X03
00015309	PAYROLL TECH	Wroten,Artenia B	F	8	10	56,273	1	AT0	208A4	20704	0712	Fin Operations & Sys - PRS	AMA	A01	X03
00022571	Payroll Operations Supervisor	Momoh,Pius A	F	12	4	78,394	1	AT0	208A4	20704	0712	Fin Operations & Sys - PRS	CFO	A01	A01
00025434	PAYROLL TECH	Williams,Jessie Mae	F	7	8	49,508	1	AT0	208A4	20704	0712	Fin Operations & Sys - PRS	AMA	A01	X03
00005536	Control & Report Specialist	Washington,Michelle Grant	F	11	7	69,138	1	AT0	208A4	20705	0712	Fin Operations & Sys - PRS	AMA	A01	X01
00015614	ACCOUNTING TECH	Johnson,Crystal Y	F	9	6	55,792	1	AT0	208B1	20705	0602	Fin Operations & Sys - PRS	CFO	A01	A01
00019979	PAYROLL TECHNICIAN		V	9	1	48,107	1	AT0	208A4	20705	0712	Fin Operations & Sys - PRS	AMA	A01	X03
00003710	Special Pay Analyst	Ashton,Kameyel	F	11	4	63,549	1	AT0	208A4	20706	0712	Fin Operations & Sys - PRS	AMA	A01	X01
00005147	PAYROLL TECHNICIAN	Perez,Ester O	F	9	9	60,403	1	AT0	208A4	20706	0712	Fin Operations & Sys - PRS	AMA	A01	X03
00009439	Payroll Manager	Gidderon,Clara D	F	12	6	82,846	1	AT0	208A4	20706	0712	Fin Operations & Sys - PRS	CFO	A01	A01
00009525	Payroll Specialist	Brown,Sandra A	F	9	4	52,718	1	AT0	208A4	20706	0712	Fin Operations & Sys - PRS	AMA	A01	X02
00012648	PAYROLL TECHNICIAN	Walton,Charlye M	F	9	10	61,940	1	AT0	208A4	20706	0712	Fin Operations & Sys - PRS	AMA	A01	X03
00020958	PAYROLL SPEC	Davis,Cecelia A	F	8	10	56,273	1	AT0	208A4	20706	0712	Fin Operations & Sys - PRS	AMA	A01	X02
00024168	Special Pay Officer	Blunt Jr.,Alvin	F	13	6	95,872	1	AT0	208A4	20706	0712	Fin Operations & Sys - PRS	CFO	A01	A01
00026712	Special Pay Analyst	Bartholomew,Sharon Lee	F	11	2	59,823	1	AT0	208A4	20706	0712	Fin Operations & Sys - PRS	AMA	A01	X01
00027456	ACCOUNTING TECH		V	9	1	48,107	1	AT0	208B1	20706	0602	Fin Operations & Sys - PRS	AMA	A01	X02
00027472	PAYROLL TECHNICIAN	Posey-Dunham,Wanda	F	9	8	58,866	1	AT0	208A4	20706	0712	Fin Operations & Sys - PRS	AMA	A01	X03
00013116	DEPUTY CFO	Mcdonald,Gordon M	F	18	4	186,464	1	AT0	30111	30101	0100	Budget and Planning	CFO	A01	A01
00014120	EXECUTIVE ASST	Williams,Lakeia	F	13	10	106,469	1	AT0	30111	30101	0100	Budget and Planning	CFO	A01	A01
00021155	Director, Financial Management		V	16	0	136,948	1	AT0	30111	30101	0100	Budget and Planning	CFO	A01	A01
00022987	STAFF ASSISTANT	Allen,Travis	F	9	10	61,939	1	AT0	30111	30101	0100	Budget and Planning	CFO	A01	A01
00024634	ASSOC DEPUTY CFO OBP	Spaulding,James	F	17	7	174,216	1	AT0	30111	30101	0100	Budget and Planning	CFO	A01	A01
00032488	Special Assistant		V	15	1	114,677	1	AT0	30111	30101	0100	Budget and Planning	CFO	A01	A01
00027753	OFFICE MGR	Myers,Margaret A I m	F	14	9	122,688	1	AT0	301R4	30102	0198	Budget and Planning	CFO	A01	A01
00013978	Financial Systems Analyst III	Osorio,Carlotta	F	14	10	125,818	1	AT0	30111	30107	0100	Budget and Planning	CFO	A01	A01
00015975	STAFF ASSISTANT	Nelson,Sharon	F	11	7	69,139	1	AT0	30111	30107	0100	Budget and Planning	CFO	A01	A01
00016449	Financial Systems Analyst III	Johnson,Robert W	F	14	8	119,559	1	AT0	30111	30107	0100	Budget and Planning	CFO	A01	A01
00027682	Financial Systems Analyst IV	Taing,Sue	F	15	8	140,352	1	AT0	30111	30107	0100	Budget and Planning	CFO	A01	A01
00033524	Financial Systems Analyst II	Miller,Darryl L	F	13	10	106,469	1	AT0	30111	30107	0100	Budget and Planning	CFO	A01	A01
00008002	DIR OF BUD EXE COST ANALYST	Stephenson,Leticia	F	16	10	166,176	1	AT0	30111	30402	0100	Budget and Planning	CFO	A01	A01
00039371	Budget Controller	Stroman,Tayloria P	F	14	8	119,559	1	AT0	30111	30402	0100	Budget and Planning	CFO	A01	A01
00003542	Cost Analyst III	Smith,Duane Brian	F	14	10	125,818	1	AT0	301R4	30410	0198	Budget and Planning	CFO	A01	A01
00000894	Budget Administrative Analyst	Williams,Linda W	F	12	10	91,749	1	AT0	30111	30701	0100	Budget and Planning	CFO	A01	A01
00001546	Budget Administrative Analyst	Duong,Michelle	F	12	1	71,717	1	AT0	30111	30701	0100	Budget and Planning	CFO	A01	A01
00006620	Budget Administrative Analyst	Tessema,Alex	F	12	4	78,394	1	AT0	30111	30701	0100	Budget and Planning	CFO	A01	A01
00026202	Budget Administration Analyst	Agbebakun,Joshua F	F	14	8	119,559	1	AT0	30111	30701	0100	Budget and Planning	CFO	A01	A01
00032523	Budget administration Analyst	Moore,Robin Fikes	F	13	5	93,223	1	AT0	30111	30701	0100	Budget and Planning	CFO	A01	A01
00077980	Senior Financial Medicaid Anal	Pryor,Charles Franklin	F	14	3	103,914	1	AT0	30111	30701	0100	Budget and Planning	CFO	A01	A01
00000046	Budget Administration Analyst	Onifade,Oluwatosin B	F	13	1	82,627	1	AT0	30111	30704	0100	Budget and Planning	CFO	A01	A01
00003198	Budget Administrative Analyst	Mulaw,Seblewengel	F	12	8	87,298	1	AT0	30111	30704	0100	Budget and Planning	CFO	A01	A01
00003296	Budget Administration Analyst	Chukwuma,Ernest C.	F	14	6	113,301	1	AT0	30111	30704	0100	Budget and Planning	CFO	A01	A01
00006170	SENIOR BUDGET ANALYST	Dawodu,Rasheed	F	13	9	103,820	1	AT0	30111	30704	0100	Budget and Planning	CFO	A01	A01
00007878	Budget Administration Analyst	Tengra,Naila R	F	13	4	90,574	1	AT0	30111	30704	0100	Budget and Planning	CFO	A01	A01
00013382	DEPUTY DIRECTOR FOR BUDGET ADM	Okparaocha,Sunday	F	15	5	129,350	1	AT0	30111	30704	0100	Budget and Planning	CFO	A01	A01
00016688	Budget Administration Analyst	Powell,William	F	14	9	122,688	1	AT0	301R4	30704	0198	Budget and Planning	CFO	A01	A01
00018104	EXECUTIVE ASST	Waddy,Renee J	F	13	6	95,872	1	AT0	301R4	30704	0198	Budget and Planning	CFO	A01	A01

Posn Nbr	Title	Name	Vac Stat	Grade	Step	Salary	FLX				Fund Code	Department Name	CBU	SERV CD	SCHED ID
							Dist %	Agency	Index	PCA					
00021838	Budget Administrative Analyst	Holman,Cynthia J	F	12	9	89,523	1	ATO	30111	30704	0100	Budget and Planning	CFO	A01	A01
00027671	Director for Budget Administra	Cannady,Eric	F	16	7	163,232	1	ATO	301R4	30704	0198	Budget and Planning	CFO	A01	A01
00028168	DEPUTY DIRECTOR FOR BUDGET ADM	Myers,Randall	F	15	2	118,346	1	ATO	30111	30704	0100	Budget and Planning	CFO	A01	A01
00028168	DEPUTY DIRECTOR FOR BUDGET ADM	White,Stacy Ann K	F	15	7	136,683	1	ATO	30111	30704	0100	Budget and Planning	CFO	A01	A01
00032875	Budget Administration Analyst	Hayward,Lee	F	13	8	101,171	1	ATO	30111	30704	0100	Budget and Planning	CFO	A01	A01
00033150	SENIOR BUDGET ANALYST	Lavasani,Melissa	F	13	10	106,469	1	ATO	30111	30704	0100	Budget and Planning	CFO	A01	A01
00009717	Grant Analyst		V	14	0	97,655	1	ATO	30111	30710	0100	Budget and Planning	CFO	A01	A01
00012376	Budget Administrative Analyst	Iyun,Benjamin	F	12	4	78,394	1	ATO	30111	30710	0100	Budget and Planning	CFO	A01	A01
00009273	DIR FOR CAPITAL IMPROVEMENTS	Clark,David A	F	16	6	158,850	1	ATO	30111	30804	0100	Budget and Planning	CFO	A01	A01
00010818	Capital Budget Administration	Kothari,Bharat C	F	13	7	98,521	1	ATO	30111	30804	0100	Budget and Planning	CFO	A01	A01
00011987	Capital Budget Administration		V	13	1	82,627	1	ATO	301R4	30804	0198	Budget and Planning	CFO	A01	A01
00027426	Capital Budget Administration	Herzi,Omar	F	13	6	95,872	1	ATO	30111	30804	0100	Budget and Planning	CFO	A01	A01
00040052	CAPITAL BUDGET CONTROLLER	Greenfield,Sherrie	F	15	8	140,352	1	ATO	30111	30804	0100	Budget and Planning	CFO	A01	A01
00013340	DEPUTY CFO FOR POLICY	Lee,Fitzroy A	F	18	4	186,464	1	ATO	401R4	40104	0198	Revenue Analysis	CFO	A82	A82
00004734	EXECUTIVE ASST	Newman Dickerson,Dora A	F	13	10	106,469	1	ATO	401R4	40109	0198	Revenue Analysis	CFO	A01	A01
00020792	Office Manager	Farmer,Felicia	F	13	4	90,574	1	ATO	401R4	40110	0198	Revenue Analysis	CFO	A01	A01
00028114	Fiscal Analyst	Alleyne,Betty	F	14	5	110,172	1	ATO	401R4	40300	0198	Revenue Analysis	CFO	A01	A01
00011057	Director of Revenue Estimation	Giachetti,Stefano M	F	16	2	141,328	1	ATO	40111	40301	0100	Revenue Analysis	CFO	A01	A01
00014023	Director Fiscal & Legislative	Yilmaz,Yesim	F	16	7	163,232	1	ATO	40111	40301	0100	Revenue Analysis	CFO	A01	A01
00028165	Fiscal Analyst	Moored,Ginger M.	F	14	2	100,784	1	ATO	40111	40301	0100	Revenue Analysis	CFO	A01	A01
00007028	Fiscal Analyst	Muhammad,Daniel	F	15	5	129,350	1	ATO	40111	40302	0100	Revenue Analysis	CFO	A01	A01
00034856	Fiscal Analyst	Tibebu,Seblewongel G	F	15	2	118,346	1	ATO	40111	40303	0100	Revenue Analysis	CFO	A01	A01
00015475	ADMIN ASST	Milford,Roneilia Kim	F	11	6	67,275	1	ATO	40111	40305	0100	Revenue Analysis	CFO	A01	A01
00027779	Fiscal Analyst	Ward,Sharain	F	14	6	113,301	1	ATO	40111	40305	0100	Revenue Analysis	CFO	A01	A01
00013227	Fiscal Analyst	Otabor,Charlotte Otasowie	F	13	1	82,627	1	ATO	401R4	40306	0198	Revenue Analysis	CFO	A01	A01
00005565	Deputy Director	Keeler,Elizabeth	F	16	8	166,176	1	ATO	40111	40501	0100	Economic Devel Finance	CFO	A01	A01
00028164	Senior Policy Analyst	Goss,Sarah	F	15	2	118,346	1	ATO	40111	40501	0100	Economic Devel Finance	CFO	A01	A01
00075255	POLICY ANALYST	Horsley,Tiffanie Rose	F	13	2	85,276	1	ATO	40111	40501	0100	Economic Devel Finance	CFO	A01	A01
00004576	Senior Policy Analyst	Cruz,Nathan	F	15	5	129,350	1	ATO	40111	40502	0100	Economic Devel Finance	CFO	A01	A01
00004571	Senior Advisor & Director Econ	Ross,John	F	17	3	170,273	1	ATO	40111	40503	0100	Economic Devel Finance	CFO	A01	A01
00005572	Fiscal Analyst	Dinkins,Kelly	F	15	7	136,683	1	ATO	40111	40701	0100	Revenue Analysis	CFO	A01	A01
00005761	Fiscal Analyst	Kirrane,Brian P	F	14	3	103,914	1	ATO	40111	40701	0100	Revenue Analysis	CFO	A01	A01
00033961	Fiscal Analyst	Lang,Kevin	F	13	1	82,627	1	ATO	40111	40701	0100	Revenue Analysis	CFO	A01	A01
00063434	Fiscal Analyst	Lantinen,Jamie	F	15	3	122,015	1	ATO	40111	40701	0100	Revenue Analysis	CFO	A01	A01
00048170	Fiscal Analyst	Juffras,Jason	F	14	9	122,688	1	ATO	40111	40702	0100	Revenue Analysis	CFO	A01	A01
00008390	Fiscal Analyst	Metcalf,Lori Leigh	F	14	4	107,043	1	ATO	40111	40802	0100	Revenue Analysis	CFO	A01	A01
00000364	Fiscal Analyst	Zuraski,Robert W	F	15	7	136,683	1	ATO	40111	40804	0100	Revenue Analysis	CFO	A01	A01
00045563	Financial Economist	Swaim,Stephen Custer	F	16	6	158,850	1	ATO	40111	40804	0100	Revenue Analysis	CFO	A01	A01
00085441	Fiscal Analyst	Geng,Yi	F	14	9	122,688	1	ATO	40111	40804	0100	Revenue Analysis	CFO	A01	A01
00085442	Fiscal Analyst		V	14	0	97,655	1	ATO	40111	40804	0100	Revenue Analysis	CFO	A01	A01
00085443	Fiscal Analyst		V	14	0	97,655	1	ATO	40111	40804	0100	Revenue Analysis	CFO	A01	A01
00013688	DIR OF ECON AFFAIRS	Niami,Farhad	F	16	9	166,176	1	ATO	40111	40809	0100	Revenue Analysis	CFO	A01	A01
00040368	Inormation Technology Manager/		V	15	0	131,182	1	ATO	2013A	50000	0300	Chief Information Officer - IT	CFO	A01	A01
00008624	DIR OF OPERATIONS	Groff,Glen I	F	17	6	170,273	1	ATO	50111	50101	0100	Tax & Revenue - DCFO	CFO	A01	A01
00010587	DEPUTY CFO OTR	Cordi,Stephen Michael	F	18	8	199,704	1	ATO	50111	50101	0100	Tax & Revenue - DCFO	CFO	A82	A82
00026487	EXECUTIVE ASST	Simms,Christina	F	13	8	101,171	1	ATO	50111	50101	0100	Tax & Revenue - DCFO	CFO	A01	A01
00028160	SPECIAL ASST	Evans,Deborah M	F	15	7	136,683	1	ATO	50111	50101	0100	Tax & Revenue - DCFO	CFO	A01	A01
00000112	ASST GEN COUNSEL	Facchina,Bazil	F	15	10	147,687	1	ATO	50111	50102	0100	Tax & Revenue - GC	CFO	A01	A01

Posn Nbr	Title	Name	Vac Stat	Grade	Step	Salary	FLX				Fund Code	Department Name	CBU	SERV CD	SCHED ID
							Dist %	Agency	Index	PCA					
00003816	ASST GEN COUNSEL	Bowie III,William	F	15	10	147,687	1	AT0	50111	50102	0100	Tax & Revenue - GC	CFO	A01	A01
00005208	Senior Tax Advisor	Dhaliwal,Nirmail S	F	15	6	133,016	1	AT0	50111	50102	0100	Tax & Revenue - GC	CFO	A01	A01
00021578	STAFF ASSISTANT	Johnson,Maureen Mwangala	F	11	4	63,549	1	AT0	50111	50102	0100	Tax & Revenue - GC	CFO	A01	A01
00023319	Government Information Special	Peters,Tracye Yvette	F	13	6	95,872	1	AT0	50111	50102	0100	Tax & Revenue - GC	CFO	A01	A01
00024008	ASST GEN COUNSEL	Blick,Edward	F	15	10	147,687	1	AT0	50111	50102	0100	Tax & Revenue - GC	CFO	A01	A01
00028098	ASST GEN COUNSEL	Maglione-Alligood,Rosalie	F	15	10	88,612	1	AT0	50111	50102	0100	Tax & Revenue - GC	CFO	A01	A01
00028100	Assistant General Counsel	HASHMI,AAISHAH S	F	15	4	125,682	1	AT0	50111	50102	0100	Tax & Revenue - GC	CFO	A01	A01
00028171	Paralegal Specialist	Maiben,Yolanda	F	13	5	93,223	1	AT0	50111	50102	0100	Tax & Revenue - GC	CFO	A01	A01
00033200	ASSOC GEN COUNSEL	Levine,Alan	F	16	9	166,176	1	AT0	50111	50102	0100	Tax & Revenue - GC	CFO	A01	A01
00033216	DEPUTY ASSOC GEN COUNSEL	Mckeon Jr.,Robert W	F	16	7	163,232	1	AT0	50111	50102	0100	Tax & Revenue - GC	CFO	A01	A01
00035944	Assistant General Counsel	Kamboh,Sonia	F	15	2	118,346	1	AT0	50111	50102	0100	Tax & Revenue - GC	CFO	A01	A01
00077050	ASST GEN COUNSEL	Brown,Jessica	F	15	10	147,687	1	AT0	50111	50102	0100	Tax & Revenue - GC	CFO	A01	A01
00008004	PUBLIC AFFAIRS SPEC	Wilson,Natalie S	F	13	6	95,872	1	AT0	50111	50103	0100	Tax & Revenue - DCFO	CFO	A01	A01
00013590	Deputy Director, Revenue Accou	Shiflett,Bethany	F	15	10	147,687	1	AT0	50311	50105	0100	Tax & Revenue - RAA	CFO	A01	A01
00021745	BUDGET ANALYST	Wright,Veeda M	F	13	7	98,521	1	AT0	50311	50105	0100	Tax & Revenue - RAA	CFO	A01	A01
00009216	ACCOUNTING TECHNICIAN	Burrell,Deborah	F	9	10	61,940	1	AT0	50711	50201	0100	Tax & Revenue - RPTA	ACA	A01	X02
00009584	MGR BUSINESS REGISTRATION	Howard,Faye	F	12	9	89,524	1	AT0	50111	50201	0100	Tax & Revenue - DCFO	ACA	A01	X01
00014787	Problem Resolution Specialist	Vail,LaToya	F	9	4	52,718	1	AT0	50111	50201	0100	Tax & Revenue - DCFO	ACA	A01	X01
00019855	Problem Resolution Officer	Hodge,Stella L	F	15	9	144,018	1	AT0	50111	50201	0100	Tax & Revenue - DCFO	CFO	A01	A01
00020749	Real Property Program Speciali	Bass,Gwendolyn	F	12	4	78,394	1	AT0	50711	50201	0100	Tax & Revenue - RPTA	ACA	A01	X01
00027536	Unit Manager	Toney,Jeffrey Joseph	F	12	1	71,717	1	AT0	50711	50201	0100	Tax & Revenue - RPTA	CFO	A01	A01
00000549	Unit Manager	Miller,Walter	F	13	8	101,171	1	AT0	50711	50202	0100	Tax & Revenue - RPTA	CFO	A01	A01
00003681	Customer Service Specialist	Martinez-Quintanilla,Ana T.	F	9	2	49,644	1	AT0	51311	50202	0100	Tax & Revenue - CSA	ACA	A01	X01
00004801	MANAGEMENT ANALYST	Holley,Andrea	F	12	1	71,717	1	AT0	51311	50202	0100	Tax & Revenue - CSA	CFO	A01	A01
00005202	Customer Service Specialist	Riddle-Koroma,Latonya Renay	F	9	3	51,181	1	AT0	51311	50202	0100	Tax & Revenue - CSA	ACA	A01	X02
00005594	CUSTOMER SERVICE SPEC	Bland,Lashawn K	F	9	8	58,866	1	AT0	51311	50202	0100	Tax & Revenue - CSA	ACA	A01	X02
00006155	Customer Service Specialist	Jones,Amie Nicole	F	9	2	49,644	1	AT0	51311	50202	0100	Tax & Revenue - CSA	ACA	A01	X02
00006828	Supervisory Customer Service S	Johnson,Perry	F	13	5	93,223	1	AT0	51311	50202	0100	Tax & Revenue - CSA	CFO	A01	A01
00006860	CUSTOMER SERVICE SPEC		V	9	1	48,107	1	AT0	51311	50202	0100	Tax & Revenue - CSA	ACA	A01	X01
00006919	Assessment Program Coordinator	Daniels,Deon Anthony	F	12	5	80,620	1	AT0	50711	50202	0100	Tax & Revenue - RPTA	ACA	A01	X01
00006925	Customer Service Specialist	Dixon,ShanToya	F	9	3	51,181	1	AT0	51311	50202	0100	Tax & Revenue - CSA	ACA	A01	X02
00007546	PROGRAM ANALYST	Lucas Greene,Valerie	F	12	9	89,523	1	AT0	51311	50202	0100	Tax & Revenue - CSA	CFO	A01	A01
00007841	CUSTOMER SERVICE SPEC	Garnett,Jade C	F	7	1	39,827	1	AT0	51311	50202	0100	Tax & Revenue - CSA	ACA	A01	X02
00008341	CUSTOMER SERVICE SPECIALIST/TE	Sharp,Ellen D.	F	11	7	69,139	1	AT0	51311	50202	0100	Tax & Revenue - CSA	CFO	A01	A01
00008473	Supervisory Customer Service S	Cox,David Michael	F	12	1	71,717	1	AT0	51311	50202	0100	Tax & Revenue - CSA	CFO	A01	A01
00009330	CUSTOMER SERVICE SPEC	Banks,Lela H	F	9	8	58,866	1	AT0	51311	50202	0100	Tax & Revenue - CSA	ACA	A01	X02
00009363	OPERATIONS MGR	Farrar,Warren	F	14	1	97,655	1	AT0	51311	50202	0100	Tax & Revenue - CSA	CFO	A01	A01
00009752	CUSTOMER SERVICE SPEC	Brown,Malcolm	F	11	1	57,959	1	AT0	51311	50202	0100	Tax & Revenue - CSA	CFO	A01	A01
00010374	CUSTOMER SERVICE SPECIALIST/TE	Joyner,Deborah	F	11	6	67,275	1	AT0	51311	50202	0100	Tax & Revenue - CSA	CFO	A01	A01
00010711	CUSTOMER SERVICE SPEC	Lewis,Joan P	F	9	6	55,792	1	AT0	51311	50202	0100	Tax & Revenue - CSA	ACA	A01	X03
00011162	DIR CUSTOMER SVC ADMIN	Liggins,Eva M	F	16	6	158,850	1	AT0	51311	50202	0100	Tax & Revenue - CSA	CFO	A01	A01
00012315	Supervisory Customer Service S	Doolittle,Crystal Ann	F	13	4	90,574	1	AT0	51311	50202	0100	Tax & Revenue - CSA	CFO	A01	A01
00012878	SUPERVISORY CUSTOMER SERVICE S	Smith,Kimberly R	F	13	9	103,820	1	AT0	51311	50202	0100	Tax & Revenue - CSA	CFO	A01	A01
00014163	CUSTOMER SERVICE SPEC	Tse,Siu Yin	F	9	8	58,866	1	AT0	51311	50202	0100	Tax & Revenue - CSA	ACA	A01	X02
00015325	DEPUTY DIRECTOR, CUSTOMER SERV	Perez-Goizueta,Ramon J	F	15	5	129,350	1	AT0	51311	50202	0100	Tax & Revenue - CSA	CFO	A01	A01
00015733	ACCOUNTING TECHNICIAN	Poteat,Ralita	F	9	9	60,403	1	AT0	50711	50202	0100	Tax & Revenue - RPTA	ACA	A01	X02
00016400	ACCOUNTING TECHNICIAN	Brown,Niesha	F	9	6	55,792	1	AT0	50711	50202	0100	Tax & Revenue - RPTA	ACA	A01	X02
00016741	Supervisory Customer Service S	Mack,Bobbie	F	12	5	80,620	1	AT0	51311	50202	0100	Tax & Revenue - CSA	CFO	A01	A01

Posn Nbr	Title	Name	Vac Stat	Grade	Step	Salary	FLX				Fund Code	Department Name	CBU	SERV CD	SCHED ID
							Dist %	Agency	Index	PCA					
00017002	CUSTOMER SERVICE SPEC	Simons,Jeannie D	F	9	8	58,866	1	AT0	51311	50202	0100	Tax & Revenue - CSA	ACA	A01	X02
00017020	CUSTOMER SERVICE SPEC	Ball,Cynthia M	F	9	8	58,866	1	AT0	51311	50202	0100	Tax & Revenue - CSA	ACA	A01	X02
00018006	CUSTOMER SERVICE SPEC	McLeod,Charlene	F	9	10	61,940	1	AT0	51311	50202	0100	Tax & Revenue - CSA	ACA	A01	X02
00018012	CUSTOMER SERVICE SPEC	Fountain,Rashard	F	7	1	39,827	1	AT0	51311	50202	0100	Tax & Revenue - CSA	ACA	A01	X02
00018060	CUSTOMER SERVICE SPEC	Royster,Kimberly	F	9	8	58,866	1	AT0	51311	50202	0100	Tax & Revenue - CSA	ACA	A01	X02
00018673	Customer Service Specialist	Knight,Arven Allen	F	9	5	54,255	1	AT0	51311	50202	0100	Tax & Revenue - CSA	ACA	A01	X02
00020227	Supervisory Customer Service S	Godfrey,Lanae'	F	12	3	76,169	1	AT0	51311	50202	0100	Tax & Revenue - CSA	CFO	A01	A01
00020644	Supervisory Customer Service S	Best,Jamie	F	12	1	71,717	1	AT0	51311	50202	0100	Tax & Revenue - CSA	CFO	A01	A01
00021080	CUSTOMER SERVICE SPEC	Solorzano,Maria Michelle	F	7	1	39,827	1	AT0	51311	50202	0100	Tax & Revenue - CSA	ACA	A01	X02
00021250	Real Property Program Speciali	Hoye,Rodger	F	12	2	73,942	1	AT0	50711	50202	0100	Tax & Revenue - RPTA	ACA	A01	X01
00021627	Customer Service Specialist	Williams Jr.,Ellison L	F	9	7	57,329	1	AT0	51311	50202	0100	Tax & Revenue - CSA	ACA	A01	X02
00022520	MANAGEMENT ANALYST	Walker,Mary Renee	F	12	5	80,620	1	AT0	51311	50202	0100	Tax & Revenue - CSA	CFO	A01	A01
00022949	CUSTOMER SERVICE SPEC	Washington,Shanta E	F	7	1	39,827	1	AT0	51311	50202	0100	Tax & Revenue - CSA	ACA	A01	X02
00023272	CUSTOMER SERVICE SPEC	Williams,Romona	F	9	8	58,866	1	AT0	51311	50202	0100	Tax & Revenue - CSA	ACA	A01	X02
00023902	CUSTOMER SERVICE SPEC	Alston,Danae Shaina	F	7	1	39,827	1	AT0	51311	50202	0100	Tax & Revenue - CSA	ACA	A01	X02
00024528	Real Property Program Speciali	Thomas,Torrell Dylan Mack	F	9	7	57,329	1	AT0	50774	50202	0708	Tax & Revenue - RPTA	ACA	A01	X02
00024855	INFO SPEC	Shark,Lequilla D	F	9	10	61,940	1	AT0	51311	50202	0100	Tax & Revenue - CSA	ACA	A01	X03
00025721	CUSTOMER SERVICE SPEC	Bough,Jason B	F	11	5	65,412	1	AT0	51311	50202	0100	Tax & Revenue - CSA	CFO	A01	A01
00025771	CUSTOMER SERVICE SPECIALIST/TE		V	11	1	57,959	1	AT0	51311	50202	0100	Tax & Revenue - CSA	CFO	A01	A01
00026333	Supervisory Customer Service S	Holmes,Stanley R	F	13	5	93,223	1	AT0	51311	50202	0100	Tax & Revenue - CSA	CFO	A01	A01
00026634	STAFF ASSISTANT	Owens,Robin Cassandra	F	11	5	65,412	1	AT0	50711	50202	0100	Tax & Revenue - RPTA	CFO	A01	A01
00027212	CUSTOMER SERVICE SPEC	Jackson Jr.,Michael Edward	F	7	1	39,827	1	AT0	51311	50202	0100	Tax & Revenue - CSA	ACA	A01	X02
00027255	CUSTOMER SERVICE SPEC	Girmay,Pawlos	F	7	8	49,508	1	AT0	51311	50202	0100	Tax & Revenue - CSA	ACA	A01	X02
00027685	Customer Service Specialist	Bowie,Jacqueline	F	9	4	52,718	1	AT0	51311	50202	0100	Tax & Revenue - CSA	ACA	A01	X01
00027813	MANAGEMENT ANALYST	Boyd,Latoya	F	12	5	80,620	1	AT0	51311	50202	0100	Tax & Revenue - CSA	CFO	A01	A01
00028081	Customer Service Specialist	Coates,Quatise S.	F	9	6	55,792	1	AT0	51311	50202	0100	Tax & Revenue - CSA	ACA	A01	X02
00028084	Customer Service Specialist	Brevard Jr.,Samuel	F	9	5	54,255	1	AT0	51311	50202	0100	Tax & Revenue - CSA	ACA	A01	X01
00028089	CUSTOMER SERVICE SPEC	Evans,Janai L	F	7	4	43,976	1	AT0	51311	50202	0100	Tax & Revenue - CSA	ACA	A01	X02
00028096	CUSTOMER SERVICE SPEC	Hammond,Paula	F	11	7	69,139	1	AT0	51311	50202	0100	Tax & Revenue - CSA	CFO	A01	A01
00028097	CUSTOMER SERVICE SPEC	Matthews,Stacey	F	9	7	57,329	1	AT0	51311	50202	0100	Tax & Revenue - CSA	ACA	A01	X02
00028102	Customer Service Specialist	Davis-Cooper,Gail	F	9	10	61,940	1	AT0	51311	50202	0100	Tax & Revenue - CSA	ACA	A01	X01
00028130	Customer Service System Analys	Tesfaye,Anteneh Abebe	F	12	10	91,749	1	AT0	51311	50202	0100	Tax & Revenue - CSA	CFO	A01	A01
00028174	CUSTOMER SERVICE SPEC	McRae,Tamika	F	11	1	57,959	1	AT0	51311	50202	0100	Tax & Revenue - CSA	CFO	A01	A01
00028175	Customer Service Specialist	Alarcon,Heiddy	F	9	1	48,107	1	AT0	51311	50202	0100	Tax & Revenue - CSA	ACA	A01	X01
00033951	STAFF ASSISTANT	White,Shelia	F	11	6	67,275	1	AT0	51311	50202	0100	Tax & Revenue - CSA	CFO	A01	A01
00033954	CUSTOMER SERVICE SPEC	Abdus-Salaam,Khalil Jabir	F	7	1	39,827	1	AT0	51311	50202	0100	Tax & Revenue - CSA	ACA	A01	X02
00035599	OPERATIONS MGR	Westray,Pamela	F	14	6	113,301	1	AT0	51311	50202	0100	Tax & Revenue - CSA	CFO	A01	A01
00040317	CUSTOMER SERVICE SPEC	Craig,Lawanne D	F	11	5	65,412	1	AT0	51311	50202	0100	Tax & Revenue - CSA	CFO	A01	A01
00040359	CUSTOMER SERVICE SPEC	Govan,Sharkita Monique	F	7	1	39,827	1	AT0	51311	50202	0100	Tax & Revenue - CSA	ACA	A01	X02
00040381	CUSTOMER SERVICE SPECIALIST/TE		V	11	0	57,959	1	AT0	51311	50202	0100	Tax & Revenue - CSA	CFO	A01	A01
00083702	CUSTOMER SERVICE SPEC	Brown,DaShayla	F	7	1	39,826	1	AT0	51311	50202	0100	Tax & Revenue - CSA	CFO	A01	A01
00083703	CUSTOMER SERVICE SPEC	Hill,Brittney Shakeya-Niqole	F	7	1	39,826	1	AT0	51311	50202	0100	Tax & Revenue - CSA	CFO	A01	A01
00083704	CUSTOMER SERVICE SPEC	Simmons,Tameka Kendra	F	7	1	39,826	1	AT0	51311	50202	0100	Tax & Revenue - CSA	CFO	A01	A01
00083705	CUSTOMER SERVICE SPEC	Ward III,William Nathaneal	F	7	1	39,826	1	AT0	51311	50202	0100	Tax & Revenue - CSA	CFO	A01	A01
00083706	CUSTOMER SERVICE SPEC	Francis,Shenae D	F	7	1	39,826	1	AT0	51311	50202	0100	Tax & Revenue - CSA	CFO	A01	A01
00084761	CUSTOMER SERVICE SPEC	Green,Kimbley	F	7	5	45,359	1	AT0	51311	50202	0100	Tax & Revenue - CSA	CFO	A01	A01
00084762	CUSTOMER SERVICE SPEC	Jumakhonova,Rukhshona	F	7	1	39,826	1	AT0	51311	50202	0100	Tax & Revenue - CSA	CFO	A01	A01
00084763	CUSTOMER SERVICE SPEC	Powell,India Munday	F	7	1	39,826	1	AT0	51311	50202	0100	Tax & Revenue - CSA	CFO	A01	A01

Posn Nbr	Title	Name	Vac Stat	Grade	Step	Salary	FLX				Fund Code	Department Name	CBU	SERV CD	SCHED ID
							Dist %	Agency	Index	PCA					
00084764	CUSTOMER SERVICE SPEC	Thompson,Biruktawit K	F	7	1	39,826	1	AT0	51311	50202	0100	Tax & Revenue - CSA	CFO	A01	A01
00084765	CUSTOMER SERVICE SPEC	Ward,Michelle Vernell	F	7	1	39,826	1	AT0	51311	50202	0100	Tax & Revenue - CSA	CFO	A01	A01
00085427	Program Specialist		V	11	0	57,960	1	AT0	50774	50202	0708	Tax & Revenue - RPTA	ACA	A01	X01
00085428	Quality Assurance Manager		V	13	0	94,548	1	AT0	51311	50202	0100	Tax & Revenue - CSA	CFO	A01	A01
00085466	CUSTOMER SERVICE SPEC	Blowe,Tiffany R	F	7	1	39,826	0	AT0	51311	50202	0100	Tax & Revenue - CSA	CFO	A01	A01
00085466	CUSTOMER SERVICE SPEC	Thomas,Kieron Anthea	F	7	1	39,826	0	AT0	51311	50202	0100	Tax & Revenue - CSA	CFO	A01	A01
00085467	CUSTOMER SERVICE SPEC	Gaiter,Thomas Everett	F	7	1	39,826	0	AT0	51311	50202	0100	Tax & Revenue - CSA	CFO	A01	A01
00085467	CUSTOMER SERVICE SPEC	Watson,Jaime Talicia	F	7	1	39,826	0	AT0	51311	50202	0100	Tax & Revenue - CSA	CFO	A01	A01
00019628	Supervisory Returns Processing	Magby,Sylvia M	F	15	5	129,350	1	AT0	50611	50208	0100	Tax & Revenue - RPA	CFO	A01	A01
00008535	Auditor-Assessment Services Di		V	12	0	71,717	1	AT0	50711	50209	0100	Tax & Revenue - RPTA	CFO	A01	A01
00015315	Unit Manager	Zielecki,Lynecia	F	13	2	85,276	1	AT0	50711	50209	0100	Tax & Revenue - RPTA	CFO	A01	A01
00025898	Real Property Program Speciali	Butler,Robin	F	12	9	89,524	1	AT0	50711	50209	0100	Tax & Revenue - RPTA	ACA	A01	X01
00008931	Exemption Specialist	Morter,Lester	F	13	10	106,468	1	AT0	50711	50210	0100	Tax & Revenue - RPTA	ACA	A01	X01
00037384	Exemption Specialist	Newman,Lisa M	F	13	5	93,223	1	AT0	50711	50210	0100	Tax & Revenue - RPTA	ACA	A01	X01
00004821	PROGRAM ANALYST	Earles,Michelle D	F	13	4	90,574	1	AT0	50611	50212	0100	Tax & Revenue - RPA	CFO	A01	A01
00005660	LEGAL INSTRUMENTS EXAMINER	Okurume,Flora Olaitan	F	8	7	52,094	1	AT0	50711	50301	0100	Tax & Revenue - RPTA	ACA	A01	X02
00007923	LEGAL INSTRUMENTS EXAMINER	Ellis,Marquis S	F	8	7	52,094	1	AT0	50711	50301	0100	Tax & Revenue - RPTA	ACA	A01	X02
00008878	LEGAL INSTRUMENTS EXAMINER	Thomas,Gwendolyn M	F	8	9	54,880	1	AT0	50711	50301	0100	Tax & Revenue - RPTA	ACA	A01	X02
00008897	LEGAL INSTRUMENTS EXAMINER	Avera,Ashley	F	8	5	49,308	1	AT0	50711	50301	0100	Tax & Revenue - RPTA	ACA	A01	X02
00009897	Recorder of Deeds	Williams,Ida	F	15	4	125,682	1	AT0	50711	50301	0100	Tax & Revenue - RPTA	CFO	A01	A01
00010211	LEGAL INSTRUMENTS EXAMINER	Holt-Barnes,Evangeline A	F	8	5	49,308	1	AT0	50711	50301	0100	Tax & Revenue - RPTA	ACA	A01	X02
00010336	LEGAL INSTRUMENTS EXAMINER	Williams,Sharise C	F	8	3	46,522	1	AT0	50711	50301	0100	Tax & Revenue - RPTA	ACA	A01	X02
00011345	LEGAL INSTRUMENTS EXAMINER		V	8	1	43,736	1	AT0	50711	50301	0100	Tax & Revenue - RPTA	ACA	A01	X02
00012177	LEGAL INSTRUMENTS EXAMINER	Letherer,Susan E	F	8	9	54,880	1	AT0	50711	50301	0100	Tax & Revenue - RPTA	ACA	A01	X02
00012642	LEGAL INSTRUMENTS EXAMINER	Pettway,Sylvia A	F	8	10	56,273	1	AT0	50711	50301	0100	Tax & Revenue - RPTA	ACA	A01	X02
00014834	LEGAL INSTRUMENTS EXAMINER	Flores,Gilmar A	F	8	10	56,273	1	AT0	50711	50301	0100	Tax & Revenue - RPTA	ACA	A01	X02
00015644	Recordation Tax Specialist	Decampio,Francamaria	F	12	3	76,169	1	AT0	50711	50301	0100	Tax & Revenue - RPTA	CFO	A01	A01
00015838	LEGAL INSTRUMENTS EXAMINER	Scott,Shawn B	F	8	1	43,736	1	AT0	50711	50301	0100	Tax & Revenue - RPTA	ACA	A01	X02
00017035	Supervisory Legal Instruments	Botchway,Ciania Adalene	F	11	2	59,822	1	AT0	50711	50301	0100	Tax & Revenue - RPTA	CFO	A01	A01
00017635	LEGAL INSTRUMENTS EXAMINER	Scott,Kerry Ann	F	8	6	50,701	1	AT0	50711	50301	0100	Tax & Revenue - RPTA	ACA	A01	X02
00018031	LEAD LEGAL INSTRUMNT EXAMINR	Parker,Veronica W	F	9	6	55,792	1	AT0	50711	50301	0100	Tax & Revenue - RPTA	ACA	A01	X02
00019579	LEAD LEGAL INSTRUMNT EXAMINR		V	9	1	48,107	1	AT0	50711	50301	0100	Tax & Revenue - RPTA	ACA	A01	X02
00022521	Supervisory Legal Instruments	Miller,Roxann	F	11	10	74,729	1	AT0	50711	50301	0100	Tax & Revenue - RPTA	CFO	A01	A01
00026107	LEGAL INSTRUMENTS EXAMINER	Carr,Shelley L	F	8	3	46,522	1	AT0	50711	50301	0100	Tax & Revenue - RPTA	ACA	A01	X02
00026429	Supervisory Legal Instruments	Lewis,Terri L	F	11	10	74,729	1	AT0	50711	50301	0100	Tax & Revenue - RPTA	CFO	A01	A01
00026805	LEGAL INSTRUMENTS EXAMINER	McDonald,Tameka	F	8	8	53,487	1	AT0	50711	50301	0100	Tax & Revenue - RPTA	ACA	A01	X02
00028079	Deputy Recorder of Deeds	Conn,Amy	F	14	3	103,914	1	AT0	50711	50301	0100	Tax & Revenue - RPTA	CFO	A01	A01
00037376	LEAD LEGAL INSTRUMNT EXAMINR	Walters,Paulette	F	9	9	60,403	1	AT0	50711	50301	0100	Tax & Revenue - RPTA	ACA	A01	X02
00000388	Appraiser	No,Scott	F	12	5	80,620	1	AT0	50711	50401	0100	Tax & Revenue - RPTA	ACA	A01	X01
00000501	Appraiser	Small-Millet,Delia Marie	F	12	1	71,716	1	AT0	50711	50401	0100	Tax & Revenue - RPTA	ACA	A01	X01
00001812	Supervisory Appraiser	Clindinin,Eugene C	F	14	9	122,688	1	AT0	50711	50401	0100	Tax & Revenue - RPTA	CFO	A01	A01
00002314	Appraiser	Dixon,Terry V	F	13	9	103,819	1	AT0	50711	50401	0100	Tax & Revenue - RPTA	ACA	A01	X01
00003782	Appraiser	Kilborn,Jeremy N.	F	13	9	103,819	1	AT0	50711	50401	0100	Tax & Revenue - RPTA	ACA	A01	X01
00003965	Appraiser	Jeter,Wanda	F	13	10	106,468	1	AT0	50711	50401	0100	Tax & Revenue - RPTA	ACA	A01	X01
00004343	Appraiser	Jackson,Ellis	F	12	10	91,750	1	AT0	50711	50401	0100	Tax & Revenue - RPTA	ACA	A01	X01
00004579	Appraiser	Massac,J. Nadiyah	F	12	7	85,072	1	AT0	50711	50401	0100	Tax & Revenue - RPTA	ACA	A01	X01
00004608	Appraiser	Sullivan,Andrew M.	F	12	5	80,620	1	AT0	50711	50401	0100	Tax & Revenue - RPTA	ACA	A01	X01
00004636	Appraiser	Mercado,Wilbert M.	F	12	2	73,942	1	AT0	50711	50401	0100	Tax & Revenue - RPTA	ACA	A01	X01

Posn Nbr	Title	Name	Vac Stat	Grade	Step	Salary	FLX				Fund Code	Department Name	CBU	SERV CD	SCHED ID
							Dist %	Agency	Index	PCA					
00004683	Appraiser	Jackson Jr.,Reginald	F	12	5	80,620	1	AT0	50711	50401	0100	Tax & Revenue - RPTA	ACA	A01	X01
00005189	Supervisory Appraiser	Alston,Darrell J	F	14	5	110,172	1	AT0	50711	50401	0100	Tax & Revenue - RPTA	CFO	A01	A01
00005917	Special Assistant	Madison,Pamela E	F	14	10	125,818	1	AT0	50711	50401	0100	Tax & Revenue - RPTA	CFO	A01	A01
00005980	Supervisory Appraiser		V	14	0	97,655	1	AT0	50711	50401	0100	Tax & Revenue - RPTA	CFO	A01	A01
00006794	Appraiser	Worthington,Robert G	F	14	10	125,817	1	AT0	50711	50401	0100	Tax & Revenue - RPTA	ACA	A01	X01
00007196	Appraiser	Brown,Harold	F	13	10	106,468	1	AT0	50711	50401	0100	Tax & Revenue - RPTA	ACA	A01	X01
00008005	Appraiser	Robertson,Robert James	F	13	10	106,468	1	AT0	50711	50401	0100	Tax & Revenue - RPTA	ACA	A01	X01
00008427	Chief Appraiser		V	15	0	131,182	1	AT0	50711	50401	0100	Tax & Revenue - RPTA	CFO	A01	A01
00008467	Appraiser	Frye,Thomas J	F	13	5	93,223	1	AT0	50711	50401	0100	Tax & Revenue - RPTA	ACA	A01	X01
00009214	Supervisory Appraiser	Sharp,Darrin	F	14	9	122,688	1	AT0	50711	50401	0100	Tax & Revenue - RPTA	CFO	A01	A01
00009672	Assessment Program Specialist	Terry,Natalie K	F	9	6	55,792	1	AT0	50711	50401	0100	Tax & Revenue - RPTA	ACA	A01	X02
00010732	Assessment Program Specialist	Andrews,Sarrahan E	F	11	6	67,275	1	AT0	50711	50401	0100	Tax & Revenue - RPTA	ACA	A01	X02
00012830	Appraiser		V	12	0	71,716	1	AT0	50711	50401	0100	Tax & Revenue - RPTA	ACA	A01	X01
00013184	Appraiser	Brown,Kevin Lamont	F	12	10	91,750	1	AT0	50711	50401	0100	Tax & Revenue - RPTA	ACA	A01	X01
00013967	Appraiser	Norman Jr.,Parker C	F	13	5	93,223	1	AT0	50711	50401	0100	Tax & Revenue - RPTA	ACA	A01	X01
00014039	Assessment Program Specialist	Bartee,Tatia	F	11	4	63,549	1	AT0	50711	50401	0100	Tax & Revenue - RPTA	ACA	A01	X02
00014051	Appraiser	Wells,Branden Vincente	F	12	1	71,716	1	AT0	50711	50401	0100	Tax & Revenue - RPTA	ACA	A01	X01
00015564	Appraiser	Stevens,Thomas	F	13	6	95,872	1	AT0	50711	50401	0100	Tax & Revenue - RPTA	ACA	A01	X01
00016045	STAFF ASSISTANT	Johnson,Michelle R	F	11	1	57,959	1	AT0	50711	50401	0100	Tax & Revenue - RPTA	CFO	A01	A01
00016441	Supervisory Appraiser	Davis,Estelle M	F	14	6	113,301	1	AT0	50711	50401	0100	Tax & Revenue - RPTA	CFO	A01	A01
00017723	Assessment Program Specialist		V	11	1	57,960	1	AT0	50711	50401	0100	Tax & Revenue - RPTA	ACA	A01	X02
00017739	Supervisory Appraiser	Loney,Gerald Quincy	F	14	5	110,172	1	AT0	50711	50401	0100	Tax & Revenue - RPTA	CFO	A01	A01
00017786	Appraiser	Jones,Leighton Ian michael	F	13	7	98,521	1	AT0	50711	50401	0100	Tax & Revenue - RPTA	ACA	A01	X01
00018275	Appraiser	Jacobs Mathis,Kim V	F	12	5	80,620	1	AT0	50711	50401	0100	Tax & Revenue - RPTA	ACA	A01	X01
00020411	Senior Appraiser	Baker,Sean D	F	13	4	90,574	1	AT0	50711	50401	0100	Tax & Revenue - RPTA	ACA	A01	X01
00020685	Deputy Chief Appraiser	Omotoso,Olufemi A	F	14	4	107,043	1	AT0	50711	50401	0100	Tax & Revenue - RPTA	CFO	A01	A01
00021454	Assessment Program Specialist	Gordon,Jacqueline	F	11	6	67,275	1	AT0	50711	50401	0100	Tax & Revenue - RPTA	ACA	A01	X02
00021514	Appraiser	Riggins,Wesley	F	12	3	76,168	1	AT0	50711	50401	0100	Tax & Revenue - RPTA	ACA	A01	X01
00022182	ADMIN OFFICER		V	12	0	71,717	1	AT0	50711	50401	0100	Tax & Revenue - RPTA	CFO	A01	A01
00024778	Appraiser		V	13	1	82,627	1	AT0	50711	50401	0100	Tax & Revenue - RPTA	ACA	A01	X01
00025315	Appraiser	Brown,Russell E	F	12	4	78,394	1	AT0	50711	50401	0100	Tax & Revenue - RPTA	ACA	A01	X01
00028080	Director, Real Property Tax Ad	Farr,Robert C.	F	16	6	158,850	1	AT0	50711	50401	0100	Tax & Revenue - RPTA	CFO	A01	A01
00028088	Appraiser	West,Walker L.	F	13	4	90,574	1	AT0	50711	50401	0100	Tax & Revenue - RPTA	ACA	A01	X01
00028090	Appraiser	Hooker,Steven	F	12	10	91,750	1	AT0	50711	50401	0100	Tax & Revenue - RPTA	ACA	A01	X01
00028091	Appraiser	Murphy,Clinton Justin	F	12	4	78,394	1	AT0	50711	50401	0100	Tax & Revenue - RPTA	ACA	A01	X01
00028121	Appraiser	Wold,Drew	F	12	2	73,942	1	AT0	50711	50401	0100	Tax & Revenue - RPTA	ACA	A01	X01
00028122	Appraiser	Harris,Delonte	F	12	4	78,394	1	AT0	50711	50401	0100	Tax & Revenue - RPTA	ACA	A01	X01
00032736	Appraiser	Gudelski,Paul Thaddeus	F	12	2	73,942	1	AT0	50711	50401	0100	Tax & Revenue - RPTA	ACA	A01	X01
00037373	Senior Appraiser	Addey,Folu	F	13	5	93,223	1	AT0	50711	50401	0100	Tax & Revenue - RPTA	ACA	A01	X01
00037375	LEGAL INSTRUMENTS EXAMINER	Bonaparte,Paula L	F	8	7	52,094	1	AT0	50711	50401	0100	Tax & Revenue - RPTA	ACA	A01	X02
00037377	Supervisory Appraiser	Menkes,Rafael	F	14	2	100,784	1	AT0	50711	50401	0100	Tax & Revenue - RPTA	CFO	A01	A01
00037378	Appraiser	Gonzales,Robert R	F	13	10	106,468	1	AT0	50711	50401	0100	Tax & Revenue - RPTA	ACA	A01	X01
00037380	Appraiser		V	12	0	71,716	1	AT0	50711	50401	0100	Tax & Revenue - RPTA	ACA	A01	X01
00037381	Senior Appraiser		V	13	0	82,627	1	AT0	50711	50401	0100	Tax & Revenue - RPTA	ACA	A01	X01
00037382	Appraiser	Hamburger,Mitchell	F	12	8	87,298	1	AT0	50711	50401	0100	Tax & Revenue - RPTA	ACA	A01	X01
00037386	Assessment Technician		V	7	0	39,827	1	AT0	50711	50401	0100	Tax & Revenue - RPTA	ACA	A01	X03
00037387	Program Manager		V	15	0	131,182	1	AT0	50711	50401	0100	Tax & Revenue - RPTA	CFO	A01	A01
00037389	Appraiser	Clark,Steven Anthony	F	12	4	78,394	1	AT0	50711	50401	0100	Tax & Revenue - RPTA	ACA	A01	X01

Posn Nbr	Title	Name	Vac Stat	Grade	Step	Salary	FLX				Fund Code	Department Name	CBU	SERV CD	SCHED ID
							Dist %	Agency	Index	PCA					
00038611	Appraiser	Nelson Jr.,William R	F	14	8	119,559	1	AT0	50711	50401	0100	Tax & Revenue - RPTA	CFO	A01	A01
00039094	Appraiser	Codd,John	F	13	8	101,170	1	AT0	50711	50401	0100	Tax & Revenue - RPTA	ACA	A01	X01
00040380	Appraiser	Levy,Alan	F	12	9	89,524	1	AT0	50711	50401	0100	Tax & Revenue - RPTA	ACA	A01	X01
00040382	Appraiser	Broadus,Darryl A	F	12	4	78,394	1	AT0	50711	50401	0100	Tax & Revenue - RPTA	ACA	A01	X01
00040383	Appraiser	Jackson,Robert E	F	11	4	63,549	1	AT0	50711	50401	0100	Tax & Revenue - RPTA	ACA	A01	X01
00077046	Senior Appraiser	Abayomi-Paul,Olufemi	F	13	2	85,276	1	AT0	50711	50401	0100	Tax & Revenue - RPTA	ACA	A01	X01
00077047	Senior Appraiser	Glover,Gregory John	F	13	10	106,468	1	AT0	50711	50401	0100	Tax & Revenue - RPTA	ACA	A01	X01
00077048	Senior Appraiser	Clark,David	F	13	6	95,872	1	AT0	50711	50401	0100	Tax & Revenue - RPTA	ACA	A01	X01
00078280	Appraiser	White,Jamison Bruce	F	9	3	51,181	1	AT0	50711	50401	0100	Tax & Revenue - RPTA	ACA	A01	X01
00078282	Senior Appraiser	Feraren,Brandon	F	13	2	85,276	1	AT0	50711	50401	0100	Tax & Revenue - RPTA	ACA	A01	X01
00078283	Senior Appraiser		V	13	0	82,627	1	AT0	50711	50401	0100	Tax & Revenue - RPTA	ACA	A01	X01
00078284	Appraiser		V	13	0	82,627	1	AT0	50711	50401	0100	Tax & Revenue - RPTA	ACA	A01	X01
00078285	Senior Appraiser	Rogers,Gregory	F	13	2	85,276	1	AT0	50711	50401	0100	Tax & Revenue - RPTA	ACA	A01	X01
00078286	Appraiser	Thompson,Brian Clay	F	12	5	80,620	1	AT0	50711	50401	0100	Tax & Revenue - RPTA	ACA	A01	X01
00078287	Senior Appraiser	Willis,Shawndra	F	13	7	98,521	1	AT0	50711	50401	0100	Tax & Revenue - RPTA	ACA	A01	X01
00078288	Assessment Technician	Johnson,Martell	F	9	10	61,940	1	AT0	50711	50401	0100	Tax & Revenue - RPTA	ACA	A01	X02
00078289	Assessment Technician	Gaskins,SHaVaughn Lakeia	F	7	7	48,125	1	AT0	50711	50401	0100	Tax & Revenue - RPTA	ACA	A01	X02
00078290	Assessment Technician	Booth,Belinda	F	8	6	50,701	1	AT0	50711	50401	0100	Tax & Revenue - RPTA	ACA	A01	X02
00003883	ACCOUNTING TECH	Rivera,Miguel Francisco	F	7	1	39,827	1	AT0	50711	50402	0100	Tax & Revenue - RPTA	ACA	A01	X02
00005857	Information Technology Special	Makarova,Zhanna	F	14	10	125,817	1	AT0	50711	50402	0100	Tax & Revenue - RPTA	ACA	A01	X01
00009088	Chief, Assessment Services Div	Jadrijevic,Vladimir	F	15	10	147,687	1	AT0	50711	50402	0100	Tax & Revenue - RPTA	CFO	A01	A01
00015953	Unit Manager (Operations)	Bessenyei,Frank	F	13	5	93,223	1	AT0	50711	50402	0100	Tax & Revenue - RPTA	CFO	A01	A01
00016692	STAFF ASSISTANT	Jones,Dawan	F	11	5	65,412	1	AT0	50711	50402	0100	Tax & Revenue - RPTA	CFO	A01	A01
00019590	Real Property Program Speciali	Popa,Viorica	F	12	5	80,620	1	AT0	50711	50402	0100	Tax & Revenue - RPTA	ACA	A01	X01
00020570	ACCOUNTING TECHNICIAN		V	9	0	48,107	1	AT0	50711	50402	0100	Tax & Revenue - RPTA	ACA	A01	X02
00022712	Deputy Chief, Assessment Servi	Thompson,Robert	F	14	8	119,559	1	AT0	50711	50402	0100	Tax & Revenue - RPTA	CFO	A01	A01
00023022	Real Property Program Speciali	Scott-Spencer,Shelia	F	9	9	60,403	1	AT0	50711	50402	0100	Tax & Revenue - RPTA	ACA	A01	X01
00040374	Real Property Program Speciali	Logan,Byron W	F	11	6	67,275	1	AT0	50711	50402	0100	Tax & Revenue - RPTA	ACA	A01	X01
00040375	Real Property Program Speciali	Williams,Marnice	F	12	2	73,942	1	AT0	50711	50402	0100	Tax & Revenue - RPTA	ACA	A01	X01
00040376	Real Property Program Speciali	Edwards,Lawanda Evette	F	12	6	82,846	1	AT0	50711	50402	0100	Tax & Revenue - RPTA	ACA	A01	X01
00040377	Real Property Program Speciali	Dunston,Kina	F	12	4	78,394	1	AT0	50711	50402	0100	Tax & Revenue - RPTA	ACA	A01	X01
00078291	CUSTOMER SERVICE ASSISTANT	Lee,Ashley	F	5	7	39,212	1	AT0	50711	50402	0100	Tax & Revenue - RPTA	ACA	A01	X03
00085429	PROGRAM SPECIALIST		V	12	0	71,716	1	AT0	50711	50402	0100	Tax & Revenue - RPTA	ACA	A01	X01
00085430	Program Specialist		V	11	0	57,960	1	AT0	50711	50402	0100	Tax & Revenue - RPTA	ACA	A01	X01
00085431	Accounting Technician		V	11	0	57,960	1	AT0	50711	50402	0100	Tax & Revenue - RPTA	ACA	A01	X02
00085438	Program Specialist		V	11	0	57,960	1	AT0	50711	50402	0100	Tax & Revenue - RPTA	ACA	A01	X01
00085439	Program Specialist		V	11	0	57,960	1	AT0	50711	50402	0100	Tax & Revenue - RPTA	ACA	A01	X01
00004269	Tax Specialist	Cabbell,Kendra	F	9	7	57,329	1	AT0	51011	50501	0100	Tax & Revenue - CO	ACA	A01	X01
00007844	Auditor (Tax)	Jules,Merlyn	F	12	1	71,716	1	AT0	51011	50501	0100	Tax & Revenue - CO	ACA	A01	X01
00028191	Auditor (Tax)	John,Swamidoss	F	12	5	80,620	1	AT0	51011	50501	0100	Tax & Revenue - CO	ACA	A01	X01
00033962	Tax Specialist	Bradford,Valerie	F	9	8	58,866	1	AT0	51011	50501	0100	Tax & Revenue - CO	ACA	A01	X01
00033966	Tax Specialist	Pressley Pelham,LaTanya	F	9	7	57,329	1	AT0	51011	50501	0100	Tax & Revenue - CO	ACA	A01	X01
00040335	MGMT & PGM ANALYST	Valentine,Jennifer	F	14	1	97,655	1	AT0	51011	50501	0100	Tax & Revenue - CO	CFO	A01	A01
00040337	MANAGEMENT ANALYST	Donahue,Janice Colleen	F	13	10	106,469	1	AT0	51011	50501	0100	Tax & Revenue - CO	CFO	A01	A01
00040354	Auditor (Tax)	Janifer,Valetta	F	12	2	73,942	1	AT0	51011	50501	0100	Tax & Revenue - CO	ACA	A01	X01
00077051	Deputy Director	Keifer,James	F	15	2	118,346	1	AT0	51011	50501	0100	Tax & Revenue - CO	CFO	A01	A01
00001124	Auditor (Tax)	Caruth,Leanora C	F	12	5	80,620	1	AT0	51011	50502	0100	Tax & Revenue - CO	ACA	A01	X01
00001150	Auditor (Tax)	Downer,Georgette	F	11	5	65,412	1	AT0	51011	50502	0100	Tax & Revenue - CO	ACA	A01	X01

Posn Nbr	Title	Name	Vac Stat	Grade	Step	Salary	FLX				Fund Code	Department Name	CBU	SERV CD	SCHED ID
							Dist %	Agency	Index	PCA					
00001227	Tax Specialist	Brown,Linda	F	9	5	54,255	1	AT0	51011	50502	0100	Tax & Revenue - CO	ACA	A01	X01
00001757	Senior Auditor (Tax)	Nixon,Darryl M	F	13	10	106,468	1	AT0	51011	50502	0100	Tax & Revenue - CO	ACA	A01	X01
00001937	Supervisory Auditor (Tax)	Okoboakeimeji,Sylvester A	F	14	4	107,043	1	AT0	51011	50502	0100	Tax & Revenue - CO	CFO	A01	A01
00002476	Senior Auditor (Tax)	Tilery,Roamardo	F	13	10	106,468	1	AT0	51011	50502	0100	Tax & Revenue - CO	ACA	A01	X01
00003412	Senior Auditor (Tax)	Hailemariam,Kassa	F	13	1	82,627	1	AT0	51011	50502	0100	Tax & Revenue - CO	ACA	A01	X01
00005926	Senior Auditor (Tax)	Paul,Paul Mangalath	F	13	5	93,223	1	AT0	51011	50502	0100	Tax & Revenue - CO	ACA	A01	X01
00006696	Senior Auditor (Tax)		V	13	0	82,627	1	AT0	51011	50502	0100	Tax & Revenue - CO	ACA	A01	X01
00007575	Auditor (Tax)	Ozobu,Damian	F	12	5	80,620	1	AT0	51011	50502	0100	Tax & Revenue - CO	ACA	A01	X01
00007802	AUDIT ASSISTANT	Belton,Myia Allicia	F	7	3	42,593	1	AT0	51011	50502	0100	Tax & Revenue - CO	ACA	A01	X02
00007807	Supervisory Auditor (Complianc	Wormsley,Nichole D	F	15	4	125,682	1	AT0	51011	50502	0100	Tax & Revenue - CO	CFO	A01	A01
00010202	Supervisory Auditor (Tax)	Obikoya,Olufemi A	F	14	6	113,301	1	AT0	51011	50502	0100	Tax & Revenue - CO	CFO	A01	A01
00010673	Senior Auditor (Tax)	Wilson,Charles	F	13	6	95,872	1	AT0	51011	50502	0100	Tax & Revenue - CO	ACA	A01	X01
00010839	Auditor (Tax)	Jimerson,Edith	F	12	6	82,846	1	AT0	51011	50502	0100	Tax & Revenue - CO	ACA	A01	X01
00011001	MANAGEMENT ANALYST	Snead,Shirley	F	13	10	106,469	1	AT0	51011	50502	0100	Tax & Revenue - CO	CFO	A01	A01
00011004	Senior Auditor (Tax)	Yearby,Mary F	F	13	10	106,468	1	AT0	51011	50502	0100	Tax & Revenue - CO	ACA	A01	X01
00012091	Auditor (Tax)	Menan,Genevieve	F	12	5	80,620	1	AT0	51011	50502	0100	Tax & Revenue - CO	ACA	A01	X01
00012352	Auditor (Tax)	Kurian,Geemon	F	12	5	80,620	1	AT0	51011	50502	0100	Tax & Revenue - CO	ACA	A01	X01
00012442	Auditor (Tax)	Hollingsworth,Robert	F	12	6	82,846	1	AT0	51011	50502	0100	Tax & Revenue - CO	ACA	A01	X01
00012612	Supervisory Auditor (Tax)	Weithers,Sherry R	F	14	5	110,172	1	AT0	51011	50502	0100	Tax & Revenue - CO	CFO	A01	A01
00014786	Auditor (Tax)	Johnson,Jawanza	F	12	7	85,072	1	AT0	51011	50502	0100	Tax & Revenue - CO	ACA	A01	X01
00015258	Program Analyst	Mason,Jacqueline	F	14	2	100,784	1	AT0	51011	50502	0100	Tax & Revenue - CO	CFO	A01	A01
00015566	Auditor (Tax)	Wicker,Priscilla	F	12	1	71,716	1	AT0	51011	50502	0100	Tax & Revenue - CO	ACA	A01	X01
00017116	Senior Auditor (Tax)	Scott,Mary M	F	13	7	98,521	1	AT0	51011	50502	0100	Tax & Revenue - CO	ACA	A01	X01
00018525	Supervisory Auditor (Tax)	Porter,Lamont V	F	14	3	103,914	1	AT0	51011	50502	0100	Tax & Revenue - CO	CFO	A01	A01
00018625	Auditor (Tax)	Bautista,Natividad	F	12	8	87,298	1	AT0	51011	50502	0100	Tax & Revenue - CO	ACA	A01	X01
00018874	Auditor (Tax)	Chatman,Keith	F	12	7	85,072	1	AT0	51011	50502	0100	Tax & Revenue - CO	ACA	A01	X01
00020222	STAFF ASSISTANT	Ashton,Curtia L	F	11	3	61,686	1	AT0	51011	50502	0100	Tax & Revenue - CO	CFO	A01	A01
00024484	Criminal Investigator	Passmore,Robert Roy	F	13	10	110,202	1	AT0	51011	50502	0100	Tax & Revenue - CO	ACA	A01	X04
00024586	Auditor (Tax)	Mbanefo,Vincent N	F	12	10	91,750	1	AT0	51011	50502	0100	Tax & Revenue - CO	ACA	A01	X01
00025392	Auditor (Tax)	Moxley,Rene J	F	12	7	85,072	1	AT0	51011	50502	0100	Tax & Revenue - CO	ACA	A01	X01
00025527	Auditor (Tax)	Sankoh,Mohamed B	F	13	8	101,170	1	AT0	51011	50502	0100	Tax & Revenue - CO	ACA	A01	X01
00025591	DIR COMPLIANCE ADMIN	Terry,Bedell	F	16	7	163,232	1	AT0	51011	50502	0100	Tax & Revenue - CO	CFO	A01	A01
00027510	Senior Auditor (Tax)	Benjamin,Sheena D	F	13	7	98,521	1	AT0	51011	50502	0100	Tax & Revenue - CO	ACA	A01	X01
00028078	Auditor (Tax)	Dennis,Charles J	F	12	8	87,298	1	AT0	51011	50502	0100	Tax & Revenue - CO	ACA	A01	X01
00028085	Auditor (Tax)	Hayes,Jada	F	12	4	78,394	1	AT0	51011	50502	0100	Tax & Revenue - CO	ACA	A01	X01
00028099	Auditor (Tax)	Aberra,Berhanu	F	12	6	82,846	1	AT0	51011	50502	0100	Tax & Revenue - CO	ACA	A01	X01
00028103	Supervisory Auditor (Tax)	LeSane,James	F	14	1	97,655	1	AT0	51011	50502	0100	Tax & Revenue - CO	CFO	A01	A01
00028111	Senior Supervisory Auditor	Farinha,Michael I.	F	14	5	110,172	1	AT0	51011	50502	0100	Tax & Revenue - CO	CFO	A01	A01
00028127	Audit Assistant		V	9	0	48,107	1	AT0	51011	50502	0100	Tax & Revenue - CO	ACA	A01	X02
00028128	Auditor (Tax)	Kumeh,Marcus S	F	12	8	87,298	1	AT0	51011	50502	0100	Tax & Revenue - CO	ACA	A01	X01
00028131	Senior Auditor (Tax)		V	13	0	82,627	1	AT0	51011	50502	0100	Tax & Revenue - CO	ACA	A01	X01
00028148	Supervisory Auditor (Tax)	Wilson,David	F	14	8	119,559	1	AT0	51011	50502	0100	Tax & Revenue - CO	CFO	A01	A01
00028178	Supervisory Auditor (Tax)	Coleman,Rhonda T	F	14	4	107,043	1	AT0	51011	50502	0100	Tax & Revenue - CO	CFO	A01	A01
00028187	Auditor (Tax)	Ajibulu,Omowunmi Aderoju	F	11	1	57,960	1	AT0	51011	50502	0100	Tax & Revenue - CO	ACA	A01	X01
00032462	Auditor (Tax)	Harding,Willock	F	13	6	95,872	1	AT0	51011	50502	0100	Tax & Revenue - CO	ACA	A01	X01
00032695	Auditor (Tax)	Papali,Ken	F	12	6	82,846	1	AT0	51011	50502	0100	Tax & Revenue - CO	ACA	A01	X01
00033798	Auditor (Tax)	Mintac,Marilou R	F	12	7	85,072	1	AT0	51011	50502	0100	Tax & Revenue - CO	ACA	A01	X01
00033958	Supervisory Auditor (Tax)	Elevli,Mustafa	F	14	1	97,655	1	AT0	51011	50502	0100	Tax & Revenue - CO	CFO	A01	A01

Posn Nbr	Title	Name	Vac Stat	Grade	Step	Salary	FLX				Fund Code	Department Name	CBU	SERV CD	SCHED ID
							Dist %	Agency	Index	PCA					
00033968	Senior Auditor (Tax)	Mack,Richard J	F	13	8	101,170	1	AT0	51011	50502	0100	Tax & Revenue - CO	ACA	A01	X01
00033969	Auditor (Tax)	Massey,Marshia V	F	12	3	76,168	1	AT0	51011	50502	0100	Tax & Revenue - CO	ACA	A01	X01
00040324	Audit Assistant	Taylor Jr.,Brian K	F	9	5	54,255	1	AT0	51011	50502	0100	Tax & Revenue - CO	ACA	A01	X02
00040330	STAFF ASSISTANT	Hedgepeth,Ansche' LaVonne	F	9	1	48,108	1	AT0	51011	50502	0100	Tax & Revenue - CO	CFO	A01	A01
00040336	Senior Auditor (Tax)	Mcdowell,Wilma M	F	13	7	98,521	1	AT0	51011	50502	0100	Tax & Revenue - CO	ACA	A01	X01
00040342	Tax Specialist	West,Dominique	F	9	2	49,644	1	AT0	51011	50502	0100	Tax & Revenue - CO	ACA	A01	X01
00040352	Tax Specialist	Teel,Syreeta	F	9	5	54,255	1	AT0	51011	50502	0100	Tax & Revenue - CO	ACA	A01	X01
00043797	Audit Assistant	Clark,Marshay	F	9	6	55,792	1	AT0	51011	50502	0100	Tax & Revenue - CO	ACA	A01	X02
00044035	Auditor (Tax)	Ajagbawa,Henry	F	12	5	80,620	1	AT0	51011	50502	0100	Tax & Revenue - CO	ACA	A01	X01
00048166	Senior Auditor (Tax)	Oluyole,John	F	13	8	101,170	1	AT0	51011	50502	0100	Tax & Revenue - CO	ACA	A01	X01
00048171	Auditor (Tax)	Gebrehiwot,Teshome	F	12	6	82,846	1	AT0	51011	50502	0100	Tax & Revenue - CO	ACA	A01	X01
00048172	Auditor (Tax)	Perry,Akwilina	F	13	2	85,276	1	AT0	51011	50502	0100	Tax & Revenue - CO	ACA	A01	X01
00048188	Auditor (Tax)	Egunjobi,Charles	F	12	4	78,394	1	AT0	51011	50502	0100	Tax & Revenue - CO	ACA	A01	X01
00048189	Auditor (Tax)	Holmes,Maria R	F	11	1	57,960	1	AT0	51011	50502	0100	Tax & Revenue - CO	ACA	A01	X01
00048190	Program Manager	Russell,Thaddeus	F	15	8	140,352	1	AT0	51011	50502	0100	Tax & Revenue - CO	CFO	A01	A01
00048192	PROGRAM SPECIALIST	Henry,Nicole	F	12	5	80,620	1	AT0	51011	50502	0100	Tax & Revenue - CO	ACA	A01	X01
00077052	Auditor (Tax)	Jenkins,Sade	F	12	2	73,942	1	AT0	51011	50502	0100	Tax & Revenue - CO	ACA	A01	X01
00078292	Tax Specialist	Robinson,Tairsha L.	F	9	2	49,644	1	AT0	51011	50502	0100	Tax & Revenue - CO	ACA	A01	X01
00006756	MANAGEMENT ANALYST	Rhinehart,Tracy	F	13	7	98,521	1	AT0	51011	50503	0100	Tax & Revenue - CO	ACA	A01	X01
00011272	IT Specialist (System Analysis		V	13	1	82,627	1	AT0	51011	50503	0100	Tax & Revenue - CO	ACA	A01	X01
00001717	Chief, Criminal Investigations	Wybaillie III,Edmond C	F	15	6	133,016	1	AT0	51011	50504	0100	Tax & Revenue - CO	CFO	A01	A01
00002565	Criminal Investigator	Hines,Antwyonette M	F	13	5	96,067	1	AT0	51011	50504	0100	Tax & Revenue - CO	ACA	A01	X04
00002901	Deputy Director	Hunter,Charles	F	15	10	147,687	1	AT0	51011	50504	0100	Tax & Revenue - CO	CFO	A01	A01
00020173	Criminal Investigator	Hessler,James Leo	F	13	10	110,202	1	AT0	51011	50504	0100	Tax & Revenue - CO	ACA	A01	X04
00024229	Supervisor Revenue Officer	Slater,Vincent	F	13	5	93,223	1	AT0	51011	50504	0100	Tax & Revenue - CO	CFO	A01	A01
00026199	Criminal Investigator	Morais,Nyema	F	13	3	90,413	1	AT0	51011	50504	0100	Tax & Revenue - CO	ACA	A01	X04
00028087	Criminal Investigator	White,Antoine	F	13	6	98,894	1	AT0	51011	50504	0100	Tax & Revenue - CO	ACA	A01	X04
00028126	Administrative Assistant	Torres,Jazmin	F	11	5	65,412	1	AT0	51011	50504	0100	Tax & Revenue - CO	CFO	A01	A01
00028129	Lead, Criminal Investigator	Phillips,Sabrina M	F	13	0	103,512	1	AT0	51011	50504	0100	Tax & Revenue - CO	ACA	A01	X04
00028188	Criminal Investigator	Irving,Solomon Samuel	F	13	10	110,202	1	AT0	51011	50504	0100	Tax & Revenue - CO	ACA	A01	X04
00040339	Auditor (Tax)	Sam,Florence E.	F	13	3	87,925	1	AT0	51021	50506	0626	Tax & Revenue - CO	ACA	A01	X01
00000180	Assistant Revenue Accounting M	Gill,Nicola	F	14	6	113,301	1	AT0	50311	50601	0100	Tax & Revenue - RAA	CFO	A01	A01
00005231	Accountant (Senior Advisor for	Faulkner,Vanessa C	F	14	5	110,172	1	AT0	50311	50601	0100	Tax & Revenue - RAA	CFO	A01	A01
00005932	Accountant (Senior Advisor for	Bhatt,Yatin	F	14	7	116,430	1	AT0	50311	50601	0100	Tax & Revenue - RAA	CFO	A01	A01
00007720	Revenue Accounting Manager	Klugh,Leslie	F	15	4	125,682	1	AT0	50311	50601	0100	Tax & Revenue - RAA	CFO	A01	A01
00011927	SYSTEMS ACCOUNTANT	Grant II,James	F	12	7	85,072	1	AT0	50311	50601	0100	Tax & Revenue - RAA	ACA	A01	X01
00014182	Senior Revenue Accounting Spec	Kim,Tae	F	13	1	82,627	1	AT0	50311	50601	0100	Tax & Revenue - RAA	ACA	A01	X01
00019370	STAFF ASSISTANT	Briscoe,Sharita M	F	11	3	61,686	1	AT0	50311	50601	0100	Tax & Revenue - RAA	CFO	A01	A01
00021846	ACCOUNTING TECH	Richards,Joann	F	9	10	61,940	1	AT0	50311	50601	0100	Tax & Revenue - RAA	ACA	A01	X02
00021919	Supervisory Revenue Accounting	Carter,Curshaun N	F	14	1	97,655	1	AT0	50311	50601	0100	Tax & Revenue - RAA	CFO	A01	A01
00023369	ACCOUNTING TECH	Richardson,Antoine Robert	F	9	7	57,329	1	AT0	503E1	50601	0605	Tax & Revenue - RAA	ACA	A01	X02
00026519	ACCOUNTING TECH	Layton,Rosemary	F	9	9	60,403	1	AT0	50311	50601	0100	Tax & Revenue - RAA	ACA	A01	X02
00026788	Director, Revenue Accounting A	Molina,Humberto	F	16	10	166,176	1	AT0	50311	50601	0100	Tax & Revenue - RAA	CFO	A01	A01
00027513	Senior Systems Accountant	Debebe,Aster	F	13	8	101,170	1	AT0	50311	50601	0100	Tax & Revenue - RAA	ACA	A01	X01
00037369	Assistant Revenue Accounting M	Simmons,Irene	F	13	2	85,276	1	AT0	50311	50601	0100	Tax & Revenue - RAA	CFO	A01	A01
00040326	Revenue Accounting Manager	Jackson,Tamika	F	15	1	114,677	1	AT0	50311	50601	0100	Tax & Revenue - RAA	CFO	A01	A01
00040371	Revenue Accounting Manager	Hicks,Roy	F	15	8	140,352	1	AT0	50311	50601	0100	Tax & Revenue - RAA	CFO	A01	A01
00040373	Revenue Accounting Specialist	McNair,Robert	F	12	2	73,942	1	AT0	50311	50601	0100	Tax & Revenue - RAA	ACA	A01	X01

Posn Nbr	Title	Name	Vac Stat	Grade	Step	Salary	FLX			Fund Code	Department Name	CBU	SERV CD	SCHED ID	
							Dist %	Agency	Index						
00075254	Revenue Accounting Manager	Bime,Eric	F	15	5	129,350	1	AT0	50311	50601	0100	Tax & Revenue - RAA	CFO	A01	A01
00075265	ACCOUNTANT	Utley,Steven L	F	11	4	63,549	1	AT0	50311	50601	0100	Tax & Revenue - RPTA	ACA	A01	X01
00077045	SYSTEMS ACCOUNTANT	Huang,Li Ching	F	12	2	73,942	1	AT0	50354	50601	0707	Tax & Revenue - RAA	ACA	A01	X01
00078272	Revenue Accounting Specialist		V	11	0	57,960	1	AT0	50311	50601	0100	Tax & Revenue - RAA	ACA	A01	X01
00078302	CLERICAL ASSISTANT	Larkins,Veronica Dormae	F	5	1	32,438	1	AT0	50311	50601	0100	Tax & Revenue - RAA	ACA	A01	X03
00005239	Senior Systems Accountant	Davis II,Luther M	F	13	8	101,170	1	AT0	50311	50604	0100	Tax & Revenue - RAA	ACA	A01	X01
00048169	Program Analyst	Clark,Deanna	F	14	9	122,688	1	AT0	50711	50604	0100	Tax & Revenue - RPTA	CFO	A01	A01
00000496	RETURNS PROCESSING CLERK	Hernandez,Ydelel	F	7	7	48,125	1	AT0	50611	50701	0100	Tax & Revenue - RPA	ACA	A01	X03
00000755	Tax Examining Technician	Kandinda,Willem	F	9	10	61,940	1	AT0	50611	50701	0100	Tax & Revenue - RPA	ACA	A01	X02
00004885	RETURNS PROCESSING CLERK	Wright,Sylvia	F	7	4	43,976	1	AT0	50611	50701	0100	Tax & Revenue - RPA	ACA	A01	X03
00005084	Supervisory Returns Processing	Gooden,Paulette	F	14	2	100,784	1	AT0	50611	50701	0100	Tax & Revenue - RPA	CFO	A01	A01
00005776	Tax Examining Technician	Young,Daniel	F	9	7	57,329	1	AT0	50611	50701	0100	Tax & Revenue - RPA	ACA	A01	X02
00005822	Tax Examining Technician	Bender,Chante	F	9	4	52,718	1	AT0	50611	50701	0100	Tax & Revenue - RPA	ACA	A01	X02
00006353	RETURNS PROCESSING CLERK	Tam,Yiu W	F	7	8	49,508	1	AT0	50611	50701	0100	Tax & Revenue - RPA	ACA	A01	X03
00007515	Supervisory Returns Processing	Davis,Duane	F	12	5	80,620	1	AT0	50611	50701	0100	Tax & Revenue - RPA	CFO	A01	A01
00007569	RETURNS PROCESSING CLERK	Smith,Emily A	F	7	6	46,742	1	AT0	50611	50701	0100	Tax & Revenue - RPA	ACA	A01	X03
00007937	Supervisory Returns Processing	Eaves,Deborah R	F	10	9	66,319	1	AT0	50611	50701	0100	Tax & Revenue - RPA	CFO	A01	A01
00009809	Returns Processing Clerk	James,Vance	F	8	9	54,880	1	AT0	50611	50701	0100	Tax & Revenue - RPA	ACA	A01	X03
00010485	Tax Examining Technician	Williams,Karen Y	F	9	6	55,792	1	AT0	50611	50701	0100	Tax & Revenue - RPA	ACA	A01	X02
00011116	Tax Examining Technician	Stallworth,Lee	F	9	7	57,329	1	AT0	50611	50701	0100	Tax & Revenue - RPA	ACA	A01	X02
00012976	DIR OF RETURNS PROCESSING	Parran,Joseph W.	F	16	5	154,470	1	AT0	50611	50701	0100	Tax & Revenue - RPA	CFO	A01	A01
00014545	Tax Examining Technician	Jackson,Aaron V	F	9	7	57,329	1	AT0	50611	50701	0100	Tax & Revenue - RPA	ACA	A01	X02
00014920	RETURNS PROCESSING CLERK	Jackson,Andrea	F	7	8	49,508	1	AT0	50611	50701	0100	Tax & Revenue - RPA	ACA	A01	X03
00015322	Tax Examining Technician	Walker,Vera L	F	7	10	52,274	1	AT0	50611	50701	0100	Tax & Revenue - RPA	ACA	A01	X02
00016181	Tax Examining Technician	Cockley,Deborrah M	F	9	10	61,940	1	AT0	50611	50701	0100	Tax & Revenue - RPA	ACA	A01	X02
00016568	RETURNS PROCESSING CLERK	Bridgeforth,Michelle	F	7	6	46,742	1	AT0	50611	50701	0100	Tax & Revenue - RPA	ACA	A01	X03
00016603	Tax Examining Technician	Burks,Shawn Janee	F	7	8	49,508	1	AT0	50611	50701	0100	Tax & Revenue - RPA	ACA	A01	X02
00017003	RETURNS PROCESSING CLERK	Wooten,Deborah L	F	7	8	49,508	1	AT0	50611	50701	0100	Tax & Revenue - RPA	ACA	A01	X03
00018119	Supervisory Returns Processing	Strong,Barry	F	13	8	101,171	1	AT0	50611	50701	0100	Tax & Revenue - RPA	CFO	A01	A01
00018120	Supervisory Returns Processing	Strong,Leslie A	F	10	8	64,625	1	AT0	50611	50701	0100	Tax & Revenue - RPA	CFO	A01	A01
00018731	RETURNS PROCESSING CLERK	Washington,Shaunika L	F	7	6	46,742	1	AT0	50611	50701	0100	Tax & Revenue - RPA	ACA	A01	X03
00019044	Tax Examining Technician	Myles,Tara A	F	9	9	60,403	1	AT0	50611	50701	0100	Tax & Revenue - RPA	ACA	A01	X02
00019191	Tax Examining Technician	Wilson,Karen	F	9	8	58,866	1	AT0	50611	50701	0100	Tax & Revenue - RPA	ACA	A01	X02
00020286	PROGRAM ANALYST	Ohigata Bridges,Mizuki	F	13	6	95,872	1	AT0	50611	50701	0100	Tax & Revenue - RPA	CFO	A01	A01
00020494	Tax Examining Technician	Wiggins,Linda L	F	9	10	61,940	1	AT0	50611	50701	0100	Tax & Revenue - RPA	ACA	A01	X02
00021014	RETURNS PROCESSING CLERK	Perkins,Annie	F	7	10	52,274	1	AT0	50611	50701	0100	Tax & Revenue - RPA	ACA	A01	X03
00021082	PROGRAM ANALYST	Bennett,Deborah A	F	12	8	87,298	1	AT0	50611	50701	0100	Tax & Revenue - RPA	ACA	A01	X01
00021170	Tax Examining Technician	Hailu,Anna	F	9	10	61,940	1	AT0	50611	50701	0100	Tax & Revenue - RPA	ACA	A01	X02
00021426	RETURNS PROCESSING CLERK	Myers,Resha	F	7	4	43,976	1	AT0	50611	50701	0100	Tax & Revenue - RPA	ACA	A01	X03
00021462	Supervisory Returns Processing	Dias,Kim	F	12	5	80,620	1	AT0	50611	50701	0100	Tax & Revenue - RPA	CFO	A01	A01
00021530	RETURNS PROCESSING CLERK	Benton Jr.,Ronald N	F	7	8	49,508	1	AT0	50611	50701	0100	Tax & Revenue - RPA	ACA	A01	X03
00021614	Supervisory Returns Processing	Lynn,Juanita	F	12	3	76,169	1	AT0	50611	50701	0100	Tax & Revenue - RPA	CFO	A01	A01
00021708	Returns Processing Clerk		V	8	1	43,736	1	AT0	50611	50701	0100	Tax & Revenue - RPA	ACA	A01	X03
00022474	Supervisory Returns Processing	Beatty,Jo Constance	F	13	4	90,574	1	AT0	50611	50701	0100	Tax & Revenue - RPA	CFO	A01	A01
00022932	Tax Examining Technician	Jones,Sarita	F	9	4	52,718	1	AT0	50611	50701	0100	Tax & Revenue - RPA	ACA	A01	X02
00022955	Returns Processing Assistant	Morton,Shala T.	F	7	7	48,125	1	AT0	50611	50701	0100	Tax & Revenue - RPA	ACA	A01	X03
00023003	Tax Examining Technician	Vactor,Bridgit L	F	9	10	61,940	1	AT0	50611	50701	0100	Tax & Revenue - RPA	ACA	A01	X02
00023094	Tax Examining Technician	Felder,Rhonda	F	9	2	49,644	1	AT0	50611	50701	0100	Tax & Revenue - RPA	ACA	A01	X02

Posn Nbr	Title	Name	Vac Stat	Grade	Step	Salary	FLX				Fund Code	Department Name	CBU	SERV CD	SCHED ID
							Dist %	Agency	Index	PCA					
00023104	Tax Examining Technician	Holloway, Kimberly B	F	11	8	71,001	1	ATO	50611	50701	0100	Tax & Revenue - RPA	ACA	A01	X02
00023256	RETURNS PROCESSING CLERK	Luckie, Melissa Latoya	F	5	6	38,083	1	ATO	50611	50701	0100	Tax & Revenue - RPA	ACA	A01	X03
00023626	Program Analyst	Johnson, Desiree M	F	13	4	90,574	1	ATO	50611	50701	0100	Tax & Revenue - RPA	CFO	A01	A01
00023683	Program Analyst	Parks, Darlene	F	13	3	87,925	1	ATO	50611	50701	0100	Tax & Revenue - RPA	CFO	A01	A01
00023707	Tax Examining Technician	Glover, Marcia	F	9	10	61,940	1	ATO	50611	50701	0100	Tax & Revenue - RPA	ACA	A01	X02
00023716	Tax Examining Technician	Abney, Ersula C	F	7	6	46,742	1	ATO	50611	50701	0100	Tax & Revenue - RPA	ACA	A01	X02
00024546	Supervisory Returns Processing	Ford, Olivia Lucille	F	10	10	68,012	1	ATO	50611	50701	0100	Tax & Revenue - RPA	CFO	A01	A01
00024707	Returns Processing Assistant	Gilliam, Latese N.	F	7	6	46,742	1	ATO	50611	50701	0100	Tax & Revenue - RPA	ACA	A01	X02
00024801	Staff Assistant	Anderson, Rose	F	11	5	65,412	1	ATO	50611	50701	0100	Tax & Revenue - RPA	CFO	A01	A01
00025066	Supervisory Returns Processing	Gustus, Alberta V	F	13	3	87,925	1	ATO	50611	50701	0100	Tax & Revenue - RPA	CFO	A01	A01
00025492	Tax Examining Technician	Zegeye, Befekadu	F	9	6	55,792	1	ATO	50611	50701	0100	Tax & Revenue - RPA	ACA	A01	X02
00025764	Lead Tax Examining Technician	Brown, Alexis	F	10	2	54,466	1	ATO	50611	50701	0100	Tax & Revenue - RPA	ACA	A01	X02
00026081	Tax Examining Technician	Jackson, Sharon Ann	F	9	8	58,866	1	ATO	50611	50701	0100	Tax & Revenue - RPA	ACA	A01	X02
00026431	RETURNS PROCESSING CLERK	Simons, Janice	F	7	8	49,508	1	ATO	50611	50701	0100	Tax & Revenue - RPA	ACA	A01	X03
00027853	Returns Processing Assistant	Day, Kellie	F	7	6	46,742	1	ATO	50611	50701	0100	Tax & Revenue - RPA	ACA	A01	X03
00028119	Tax Examining Technician	Jones, Darleen D	F	9	6	55,792	1	ATO	50611	50701	0100	Tax & Revenue - RPA	ACA	A01	X02
00028135	Tax Examining Technician	Beckles, Sharon	F	9	7	57,329	1	ATO	50611	50701	0100	Tax & Revenue - RPA	ACA	A01	X02
00028152	Tax Examining Technician	Lamb, LaJuan	F	9	5	54,255	1	ATO	50611	50701	0100	Tax & Revenue - RPA	ACA	A01	X02
00033965	Deputy Director	Halliday, Ezeth	F	15	1	114,677	1	ATO	50611	50701	0100	Tax & Revenue - RPA	CFO	A01	A01
00033970	Deputy Director	Walker, Deborah L	F	15	3	122,015	1	ATO	50611	50701	0100	Tax & Revenue - RPA	CFO	A01	A01
00077049	Program Analyst	Evans, Norman	F	13	8	101,171	1	ATO	50611	50701	0100	Tax & Revenue - RPA	CFO	A01	A01
00078277	Lead Tax Examining Technician	Blount, Tara D	F	10	5	59,545	1	ATO	50611	50701	0100	Tax & Revenue - RPA	ACA	A01	X02
00078279	Tax Examining Technician	Phillips, Joel	F	9	5	54,255	1	ATO	50611	50701	0100	Tax & Revenue - RPA	ACA	A01	X02
00078298	Tax Examining Technician		V	9	0	48,107	1	ATO	50611	50701	0100	Tax & Revenue - RPA	ACA	A01	X02
00078299	Tax Examining Technician	Speight, Te Antonio t	F	8	5	49,308	1	ATO	50611	50701	0100	Tax & Revenue - RPA	ACA	A01	X02
00078300	Returns Processing Assistant	Washington-Curry, Tonia Renee	F	7	10	52,274	1	ATO	50611	50701	0100	Tax & Revenue - RPA	ACA	A01	X02
00085156	RETURNS PROCESSING CLERK	Jones, Marcus Alon	F	5	1	32,439	1	ATO	50611	50701	0100	Tax & Revenue - RPA	CFO	A01	A01
00085157	Returns Processing Assistant		V	7	1	39,826	1	ATO	50611	50701	0100	Tax & Revenue - RPA	CFO	A01	A01
00085158	Returns Processing Assistant		V	7	1	39,826	1	ATO	50611	50701	0100	Tax & Revenue - RPA	CFO	A01	A01
00085159	RETURNS PROCESSING CLERK	Harris, Amber Clair	F	5	1	32,439	1	ATO	50611	50701	0100	Tax & Revenue - RPA	CFO	A01	A01
00085586	Tax Examining Technician	Copies, Juanita Elaine	F	7	4	43,976	1	ATO	50611	50701	0100	Tax & Revenue - RPA	ACA	A01	X02
00085587	Tax Examining Technician	Goosby, Maya	F	7	6	46,742	1	ATO	50611	50701	0100	Tax & Revenue - RPA	ACA	A01	X02
00085631	Tax Examining Technician		V	9	1	48,107	1	ATO	50611	50701	0100	Tax & Revenue - RPA	ACA	A01	X02
00001498	REVENUE OFFICER	Brinkley, Karen	F	11	6	67,275	1	ATO	51011	50702	0100	Tax & Revenue - CO	ACA	A01	X01
00001634	REVENUE OFFICER	James, Deirdra W	F	11	8	71,001	1	ATO	51011	50702	0100	Tax & Revenue - CO	ACA	A01	X01
00002653	SENIOR REVENUE OFFICER	Causbey, Kevin	F	12	7	85,072	1	ATO	51011	50702	0100	Tax & Revenue - CO	ACA	A01	X01
00003938	REVENUE OFFICER	Taylor, Veronica V.	F	11	8	71,001	1	ATO	51011	50702	0100	Tax & Revenue - CO	ACA	A01	X01
00005740	REVENUE OFFICER	Smith, Wanda	F	11	8	71,001	1	ATO	51011	50702	0100	Tax & Revenue - CO	ACA	A01	X01
00005960	SUPV REVENUE OFFICER	Jones, Aaron T	F	13	10	106,469	1	ATO	51011	50702	0100	Tax & Revenue - CO	CFO	A01	A01
00006217	ADMINISTRATIVE ASSISTANT	Thomas, Tanza L	F	11	6	67,275	1	ATO	51011	50702	0100	Tax & Revenue - CO	CFO	A01	A01
00006456	Tax Examining Technician	Lovelace, Tyri S	F	9	7	57,329	1	ATO	51011	50702	0100	Tax & Revenue - CO	ACA	A01	X02
00006486	REVENUE OFFICER	Lewis, Shamica	F	11	1	57,960	1	ATO	51011	50702	0100	Tax & Revenue - CO	ACA	A01	X01
00008954	Administrative Assistant	Washington, Elizabeth	F	11	5	65,412	1	ATO	51011	50702	0100	Tax & Revenue - CO	CFO	A01	A01
00009080	CLERICAL ASSISTANT	White, Fay	F	7	10	52,274	1	ATO	51011	50702	0100	Tax & Revenue - CO	ACA	A01	X03
00009582	Supervisor Revenue Officer	Teel, Vera Renee	F	13	6	95,872	1	ATO	51011	50702	0100	Tax & Revenue - CO	CFO	A01	A01
00009847	SENIOR REVENUE OFFICER	Farmer, Sandra	F	12	1	71,716	1	ATO	51011	50702	0100	Tax & Revenue - CO	ACA	A01	X01
00010395	Tax Examining Technician	Blyther, Mattie	F	9	7	57,329	1	ATO	51011	50702	0100	Tax & Revenue - CO	ACA	A01	X02
00010643	Revenue Officer	Davis, Lillian	F	13	6	95,872	1	ATO	51011	50702	0100	Tax & Revenue - CO	ACA	A01	X01

Posn Nbr	Title	Name	Vac Stat	Grade	Step	Salary	FLX				Fund Code	Department Name	CBU	SERV CD	SCHED ID
							Dist %	Agency	Index	PCA					
00012492	REVENUE OFFICER	Alexander,Disner	F	11	6	67,275	1	ATO	51011	50702	0100	Tax & Revenue - CO	ACA	A01	X01
00012571	REVENUE OFFICER	Crawford,Kimberly D	F	11	3	61,686	1	ATO	51011	50702	0100	Tax & Revenue - CO	ACA	A01	X01
00014341	Supervisory Revenue Officer	Lewis,Roselyn D	F	14	5	110,172	1	ATO	51011	50702	0100	Tax & Revenue - CO	CFO	A01	A01
00015387	REVENUE OFFICER	Blount,William	F	11	8	71,001	1	ATO	51011	50702	0100	Tax & Revenue - CO	ACA	A01	X01
00015513	REVENUE OFFICER	Roberts,Dominique	F	11	2	59,823	1	ATO	51011	50702	0100	Tax & Revenue - CO	ACA	A01	X01
00015902	SENIOR REVENUE OFFICER	Richey,Patricia A.	F	12	5	80,620	1	ATO	51011	50702	0100	Tax & Revenue - CO	ACA	A01	X01
00015910	INFORMATION TECHNOLOGY SPECIAL	Henry,Patricia	F	13	10	106,468	1	ATO	51011	50702	0100	Tax & Revenue - CO	ACA	A01	X01
00016012	Tax Examining Technician		V	8	1	43,736	1	ATO	51011	50702	0100	Tax & Revenue - CO	ACA	A01	X03
00016523	REVENUE OFFICER	Addison,Marcus	F	11	6	67,275	1	ATO	51011	50702	0100	Tax & Revenue - CO	ACA	A01	X01
00017004	Tax Examining Technician		V	9	0	48,107	1	ATO	51011	50702	0100	Tax & Revenue - CO	ACA	A01	X02
00017177	REVENUE OFFICER	Butler,Rosalyn V	F	11	9	72,864	1	ATO	51011	50702	0100	Tax & Revenue - CO	ACA	A01	X01
00017510	Tax Examining Technician	Brown,Alicia A	F	9	9	60,403	1	ATO	51011	50702	0100	Tax & Revenue - CO	ACA	A01	X02
00018370	Tax Examining Technician	Anderson-Smith,Deborah	F	9	4	52,718	1	ATO	51011	50702	0100	Tax & Revenue - CO	ACA	A01	X02
00019799	CLERICAL ASSISTANT	Abbott,Nicole Lashay	F	7	5	45,359	1	ATO	51011	50702	0100	Tax & Revenue - CO	ACA	A01	X03
00020297	Lead Tax Examining Technician	Green,Renee R	F	10	6	61,238	1	ATO	51011	50702	0100	Tax & Revenue - CO	ACA	A01	X02
00020351	Supervisory Revenue Officer	Faulkner,Doris F	F	14	7	116,430	1	ATO	51011	50702	0100	Tax & Revenue - CO	CFO	A01	A01
00020543	SUPV REVENUE OFFICER	Lofter,Jennifer	F	13	6	95,872	1	ATO	51011	50702	0100	Tax & Revenue - CO	CFO	A01	A01
00020614	REVENUE OFFICER	Thompkins,Emmanuel T	F	11	7	69,138	1	ATO	51011	50702	0100	Tax & Revenue - CO	ACA	A01	X01
00020944	REVENUE OFFICER	Chedick,Errol	F	11	2	59,823	1	ATO	51011	50702	0100	Tax & Revenue - CO	ACA	A01	X01
00021198	SENIOR REVENUE OFFICER	Gibson,Jerome	F	12	5	80,620	1	ATO	51011	50702	0100	Tax & Revenue - CO	ACA	A01	X01
00021376	REVENUE OFFICER	Ashley,Crystal W	F	11	8	71,001	1	ATO	51011	50702	0100	Tax & Revenue - CO	ACA	A01	X01
00021478	Revenue Officer	Dargan,Sandra F	F	13	6	95,872	1	ATO	51011	50702	0100	Tax & Revenue - CO	ACA	A01	X01
00021743	REVENUE OFFICER	O'Neal,JoAnne	F	11	5	65,412	1	ATO	51011	50702	0100	Tax & Revenue - CO	ACA	A01	X01
00022317	SENIOR REVENUE OFFICER	Woodberry,Shalela	F	12	3	76,168	1	ATO	51011	50702	0100	Tax & Revenue - CO	ACA	A01	X01
00022326	REVENUE OFFICER	Smith-Jenifer,Raychelle	F	11	2	59,823	1	ATO	51011	50702	0100	Tax & Revenue - CO	ACA	A01	X01
00022563	Tax Examining Technician	Wills,Cherrille	F	9	7	57,329	1	ATO	51011	50702	0100	Tax & Revenue - CO	ACA	A01	X02
00023034	Tax Examining Technician	Faulk,Joy	F	7	4	43,976	1	ATO	51011	50702	0100	Tax & Revenue - CO	ACA	A01	X03
00023445	Tax Examining Technician	Lucas,Ebony	F	8	5	49,308	1	ATO	51011	50702	0100	Tax & Revenue - CO	ACA	A01	X02
00024391	SUPV REVENUE OFFICER	Bowlding,Theresa	F	13	6	95,872	1	ATO	51011	50702	0100	Tax & Revenue - CO	CFO	A01	A01
00025965	Tax Examining Technician	Price,Vicky	F	9	6	55,792	1	ATO	51011	50702	0100	Tax & Revenue - CO	ACA	A01	X02
00025970	SENIOR REVENUE OFFICER	Reed,Donna R	F	12	5	80,620	1	ATO	51011	50702	0100	Tax & Revenue - CO	ACA	A01	X01
00026258	REVENUE OFFICER	Campbell,Paul	F	11	7	69,138	1	ATO	51011	50702	0100	Tax & Revenue - CO	ACA	A01	X01
00026324	SENIOR REVENUE OFFICER	Mcdonald,Teresa A	F	12	5	80,620	1	ATO	51011	50702	0100	Tax & Revenue - CO	ACA	A01	X01
00026329	REVENUE OFFICER	Clark,Rebecca	F	11	7	69,138	1	ATO	51011	50702	0100	Tax & Revenue - CO	ACA	A01	X01
00026349	MANAGEMENT ANALYST	Alston,Jacqueline	F	13	3	87,925	1	ATO	51011	50702	0100	Tax & Revenue - CO	CFO	A01	A01
00026605	REVENUE OFFICER	Douglas,Francine L	F	11	10	74,727	1	ATO	51011	50702	0100	Tax & Revenue - CO	ACA	A01	X01
00027056	SENIOR REVENUE OFFICER	Powell,Carolyn	F	12	5	80,620	1	ATO	51011	50702	0100	Tax & Revenue - CO	ACA	A01	X01
00028071	Chief, Collections Division	Tucker,Bobby E	F	15	4	125,682	1	ATO	51011	50702	0100	Tax & Revenue - CO	CFO	A01	A01
00028072	CLERICAL ASSISTANT	Meredith,Denise	F	7	10	52,274	1	ATO	51011	50702	0100	Tax & Revenue - CO	ACA	A01	X03
00028106	Clerical Assistant		V	7	0	39,827	1	ATO	51011	50702	0100	Tax & Revenue - CO	ACA	A01	X03
00028110	REVENUE OFFICER	Allen,Debbie Denise	F	11	7	69,138	1	ATO	51011	50702	0100	Tax & Revenue - CO	ACA	A01	X01
00028124	Revenue Officer	Flythe,Vincent	F	13	3	87,925	1	ATO	51011	50702	0100	Tax & Revenue - CO	ACA	A01	X01
00028139	REVENUE OFFICER	Cobb McKenzie,Kimberly	F	11	6	67,275	1	ATO	51011	50702	0100	Tax & Revenue - CO	ACA	A01	X01
00028151	REVENUE OFFICER	Ball,Cassandra A	F	11	7	69,138	1	ATO	51011	50702	0100	Tax & Revenue - CO	ACA	A01	X01
00032739	REVENUE OFFICER	Williams,Eugenia	F	11	2	59,823	1	ATO	51011	50702	0100	Tax & Revenue - CO	ACA	A01	X01
00033953	SUPV REVENUE OFFICER	Cabbell,Tonya	F	13	5	93,223	1	ATO	51011	50702	0100	Tax & Revenue - CO	CFO	A01	A01
00040318	CLERICAL ASSISTANT		V	7	0	39,827	1	ATO	51011	50702	0100	Tax & Revenue - CO	ACA	A01	X03
00040320	CLERICAL ASSISTANT	Chapman,Ericka Achelle	F	7	5	45,359	1	ATO	51011	50702	0100	Tax & Revenue - CO	ACA	A01	X03

Posn Nbr	Title	Name	Vac Stat	Grade	Step	Salary	FLX				Fund Code	Department Name	CBU	SERV CD	SCHED ID
							Dist %	Agency	Index	PCA					
00040327	Revenue Officer	Coleman,Angela Y.	F	13	5	93,223	1	AT0	51011	50702	0100	Tax & Revenue - CO	ACA	A01	X01
00040328	REVENUE OFFICER	Feaster,Cantrice	F	11	6	67,275	1	AT0	51011	50702	0100	Tax & Revenue - CO	ACA	A01	X01
00040329	REVENUE OFFICER	Walker,Anthony J	F	11	6	67,275	1	AT0	51011	50702	0100	Tax & Revenue - CO	ACA	A01	X01
00040331	REVENUE OFFICER	Mooring,Douglas N	F	11	6	67,275	1	AT0	51011	50702	0100	Tax & Revenue - CO	ACA	A01	X01
00040333	SENIOR REVENUE OFFICER	Hopkins,Stephanie P.	F	12	5	80,620	1	AT0	51011	50702	0100	Tax & Revenue - CO	ACA	A01	X01
00040343	Tax Examining Technician	Flores,Gina DelCarmen	F	7	2	41,210	1	AT0	51011	50702	0100	Tax & Revenue - CO	ACA	A01	X02
00040345	REVENUE OFFICER	Hightower,Katrina	F	11	6	67,275	1	AT0	51011	50702	0100	Tax & Revenue - CO	ACA	A01	X01
00040349	Tax Examining Technician	Mulheron,Adiyba	F	9	4	52,718	1	AT0	51011	50702	0100	Tax & Revenue - CO	ACA	A01	X02
00040350	REVENUE OFFICER	Burke,Damion	F	11	6	67,275	1	AT0	51011	50702	0100	Tax & Revenue - CO	ACA	A01	X01
00040353	REVENUE OFFICER	Parker,Gail	F	11	5	65,412	1	AT0	51011	50702	0100	Tax & Revenue - CO	ACA	A01	X01
00048167	SUPV REVENUE OFFICER	Welcome,Aubrey L	F	13	7	98,521	1	AT0	51011	50702	0100	Tax & Revenue - CO	CFO	A01	A01
00048168	SUPV REVENUE OFFICER	Burke,Janine	F	13	4	90,574	1	AT0	51011	50702	0100	Tax & Revenue - CO	CFO	A01	A01
00048174	REVENUE OFFICER	MCEACHIN,JAMES C	F	11	6	67,275	1	AT0	51011	50702	0100	Tax & Revenue - CO	ACA	A01	X01
00048175	REVENUE OFFICER	Marshall,Pita-Gaye	F	11	7	69,138	1	AT0	51011	50702	0100	Tax & Revenue - CO	ACA	A01	X01
00048176	REVENUE OFFICER	Mosby,Alicia	F	11	5	65,412	1	AT0	51011	50702	0100	Tax & Revenue - CO	ACA	A01	X01
00048177	REVENUE OFFICER	Riddick,George	F	11	5	65,412	1	AT0	51011	50702	0100	Tax & Revenue - CO	ACA	A01	X01
00048178	REVENUE OFFICER	Staples,Sonia	F	11	5	65,412	1	AT0	51011	50702	0100	Tax & Revenue - CO	ACA	A01	X01
00048179	REVENUE OFFICER	Winston,Ruth	F	11	5	65,412	1	AT0	51011	50702	0100	Tax & Revenue - CO	ACA	A01	X01
00048180	REVENUE OFFICER		V	11	0	57,960	1	AT0	51011	50702	0100	Tax & Revenue - CO	ACA	A01	X01
00048182	Clerical Assistant	Lycorish,Rhonda	F	7	6	46,742	1	AT0	51011	50702	0100	Tax & Revenue - CO	ACA	A01	X03
00048185	CLERICAL ASSISTANT	Evans,Aisha N	F	6	6	42,203	1	AT0	51011	50702	0100	Tax & Revenue - CO	ACA	A01	X03
00048186	Audit Assistant		V	9	0	48,107	1	AT0	51011	50702	0100	Tax & Revenue - CO	ACA	A01	X02
00048187	CLERICAL ASSISTANT	Evans,Sharron	F	7	6	46,742	1	AT0	51011	50702	0100	Tax & Revenue - CO	ACA	A01	X03
00078270	REVENUE OFFICER	Claiborne,Angela P.	F	11	3	61,686	1	AT0	51011	50702	0100	Tax & Revenue - CO	ACA	A01	X01
00078271	Tax Examining Technician	Spriggs,Nicole	F	8	6	50,701	1	AT0	51011	50702	0100	Tax & Revenue - CO	ACA	A01	X02
00078278	REVENUE OFFICER	Dickey,Tyra Andrea	F	11	10	74,727	1	AT0	51011	50702	0100	Tax & Revenue - CO	ACA	A01	X01
00078293	REVENUE OFFICER	Johnson,Tamasha L	F	11	2	59,823	1	AT0	51011	50702	0100	Tax & Revenue - CO	ACA	A01	X01
00078294	REVENUE OFFICER	Pointer,Ashley	F	11	1	57,960	1	AT0	51011	50702	0100	Tax & Revenue - CO	ACA	A01	X01
00078295	REVENUE OFFICER	Workman,Sean	F	11	1	57,960	1	AT0	51011	50702	0100	Tax & Revenue - CO	ACA	A01	X01
00078296	Supervisor Revenue Officer	Jones,Tashara	F	13	2	85,276	1	AT0	51011	50702	0100	Tax & Revenue - CO	CFO	A01	A01
00078297	Tax Examining Technician	Quinn,Michelle	F	8	5	49,308	1	AT0	51011	50702	0100	Tax & Revenue - CO	ACA	A01	X02
00078301	CONTRACT SPECIALIST		V	13	0	94,548	1	AT0	51011	50702	0100	Mgmt & Admin/Fin Ops	CFO	A01	A01
00078337	REVENUE OFFICER	Donald,Shawn	F	11	3	61,686	1	AT0	51011	50702	0100	Tax & Revenue - CO	ACA	A01	X01
00085432	Adjustment Specialist		V	11	0	57,960	1	AT0	51011	50702	0100	Tax & Revenue - CO	ACA	A01	X02
00085433	Adjustment Specialist		V	11	0	57,960	1	AT0	51011	50702	0100	Tax & Revenue - CO	ACA	A01	X02
00085434	Adjustment Specialist		V	11	0	57,960	1	AT0	51011	50702	0100	Tax & Revenue - CO	ACA	A01	X02
00085435	Adjustment Specialist		V	11	0	57,960	1	AT0	51011	50702	0100	Tax & Revenue - CO	ACA	A01	X02
00085436	Adjustment Specialist		V	11	0	57,960	1	AT0	51011	50702	0100	Tax & Revenue - CO	ACA	A01	X02
00085437	REVENUE OFFICER		V	11	0	57,960	1	AT0	51054	50702	0707	Tax & Revenue - CO	ACA	A01	X01
00085632	REVENUE OFFICER	Ehrlich,Joel	F	11	5	65,412	1	AT0	51011	50702	0100	Tax & Revenue - CO	ACA	A01	X01
00016634	Tax Examining Technician	Myles,Toy A	F	9	6	55,792	1	AT0	50611	50703	0100	Tax & Revenue - RPA	ACA	A01	X02
00023401	Tax Specialist	Harris,Jocelyn	F	9	5	54,255	1	AT0	50311	50703	0100	Tax & Revenue - RAA	ACA	A01	X01
00025195	MANAGEMENT ANALYST	Taylor,Avis E	F	12	5	80,620	1	AT0	50311	50703	0100	Tax & Revenue - RAA	ACA	A01	X01
00033955	MANAGEMENT ANALYST	Anderson,Abigail	F	11	2	59,823	1	AT0	50311	50703	0100	Tax & Revenue - RAA	ACA	A01	X01
00048173	Revenue Accounting Specialist	Carela,Jose	F	12	4	78,394	1	AT0	50311	50703	0100	Tax & Revenue - RAA	ACA	A01	X01
00082519	ACCOUNTANT	Davis,Jonathan Paul	F	11	6	67,275	1	AT0	50311	50703	0100	Tax & Revenue - RAA	ACA	A01	X01
00009660	Tax Examining Technician	Harried,Dorothy	F	9	7	57,329	1	AT0	50611	50704	0100	Tax & Revenue - RPA	ACA	A01	X02
00024251	Program Analyst	Wiley,Thaddina	F	13	3	87,925	1	AT0	50611	50704	0100	Tax & Revenue - RPA	CFO	A01	A01

Posn Nbr	Title	Name	Vac Stat	Grade	Step	Salary	FLX				Fund Code	Department Name	CBU	SERV CD	SCHED ID
							Dist %	Agency	Index	PCA					
00028149	Tax Examining Technician	Horton Morgan,Renee	F	9	5	54,255	1	AT0	50611	50704	0100	Tax & Revenue - RPA	ACA	A01	X02
00001429	Real Property Program Speciali	Moreland,Helaine	F	11	2	59,823	1	AT0	50711	50705	0100	Tax & Revenue - RPTA	ACA	A01	X01
00003798	ACCOUNTING TECH	Nguyen,Thuy	F	7	2	41,210	1	AT0	50711	50705	0100	Tax & Revenue - RPTA	ACA	A01	X02
00008775	ACCOUNTING TECH	Tunnell,Chenchira	F	7	9	50,891	1	AT0	50711	50705	0100	Tax & Revenue - RPTA	ACA	A01	X02
00015717	Real Property Program Speciali	Johnson,Robert E	F	12	2	73,942	1	AT0	50711	50705	0100	Tax & Revenue - RPTA	ACA	A01	X01
00016613	ACCOUNTING TECHNICIAN	Cornish,Cecil	F	9	10	61,940	1	AT0	50711	50705	0100	Tax & Revenue - RPTA	ACA	A01	X02
00018239	SYSTEMS ACCOUNTANT	Berhanu,Ayen Alem	F	12	3	76,168	1	AT0	50711	50705	0100	Tax & Revenue - RPTA	ACA	A01	X01
00018995	Real Property Program Speciali	VanDyke,Renee	F	12	4	78,394	1	AT0	50711	50705	0100	Tax & Revenue - RPTA	ACA	A01	X01
00021959	ACCOUNTING TECHNICIAN	Thomas Brown,Constance	F	9	10	61,940	1	AT0	50711	50705	0100	Tax & Revenue - RPTA	ACA	A01	X02
00022312	Real Property Program Speciali	Harris Jr.,Eddie	F	12	3	76,168	1	AT0	50711	50705	0100	Tax & Revenue - RPTA	ACA	A01	X01
00024442	Unit Manager	Harris Watson,Tijuana	F	13	4	90,574	1	AT0	50711	50705	0100	Tax & Revenue - RPTA	CFO	A01	A01
00022286	Tax Examining Technician	Shaw,Della	F	9	3	51,181	1	AT0	50611	50707	0100	Tax & Revenue - RPA	ACA	A01	X02
00000048	OPERATIONS MGR	Cash,Lenia G.	F	14	6	113,301	1	AT0	60111	60102	0100	Chief Inform Officer - SOAR	CFO	A01	A01
00000081	INFO TECH MGR	Wooley,Marcus	F	15	10	147,687	1	AT0	60211	60102	0100	Chief Information Officer - IT	CFO	A01	A01
00000114	Information Technology Special	Blackmon,Ronald	F	14	4	107,043	1	AT0	60211	60102	0100	Chief Information Officer - IT	AMA	A01	X01
00000344	IT Specialist (NETWORK)	Bailey,Robert E	F	14	9	122,688	1	AT0	60211	60102	0100	Chief Information Officer - IT	AMA	A01	X01
00000390	Information Technology Manager	Diaz,Joseluis	F	15	10	147,687	1	AT0	60211	60102	0100	Chief Information Officer - IT	CFO	A01	A01
00001242	Information Technology Special	Martin,Dawn	F	14	9	122,688	1	AT0	60211	60102	0100	Chief Information Officer - IT	AMA	A01	X01
00002618	INFORMATION TECHNOLOGY SPECIAL	White,Alice A	F	14	5	110,172	1	AT0	60211	60102	0100	Chief Information Officer - IT	AMA	A01	X01
00002757	Information Technology Special		V	14	1	97,656	1	AT0	60211	60102	0100	Chief Information Officer - IT	AMA	A01	X01
00003777	IT SPEC (APPSW)	Azam,Fazlul	F	14	10	125,817	1	AT0	60211	60102	0100	Chief Inform Officer - SOAR	AMA	A01	X01
00004294	Information Technology Special	BEKELE,MESKEREM J	F	12	10	91,750	1	AT0	60211	60102	0100	Chief Information Officer - IT	AMA	A01	X01
00004611	INFO TECH MGR	Heneghan,Surjeet Kalsi	F	15	7	136,683	1	AT0	60111	60102	0100	Chief Information Officer - IT	CFO	A01	A01
00005273	IT Specialist (SYSADMIN) & (NE	French,William George	F	14	6	113,301	1	AT0	60211	60102	0100	Chief Information Officer - IT	AMA	A01	X01
00005621	Information Technology Special	Watts,John Henry	F	14	7	116,430	1	AT0	60211	60102	0100	Chief Information Officer - IT	AMA	A01	X01
00005953	SUPV INFO TECH SPEC	Weil,Richard T	F	16	10	166,176	1	AT0	60211	60102	0100	Chief Information Officer - IT	CFO	A01	A01
00006339	Director Project Management Of	Chisholm,Stacey Brown	F	16	8	166,176	1	AT0	60211	60102	0100	Chief Inform Officer - PPS	CFO	A01	A01
00006379	Information Technology Special	Hill,Jwanza K.	F	12	2	73,942	1	AT0	60211	60102	0100	Chief Information Officer - IT	AMA	A01	X01
00006904	Information Technology Special	Johnson,Robert Dale	F	14	10	125,817	1	AT0	60211	60102	0100	Chief Information Officer - IT	AMA	A01	X01
00007223	IT Specialist (OS)	Cornnor,Linda	F	12	9	89,524	1	AT0	60211	60102	0100	Chief Information Officer - IT	AMA	A01	X01
00007467	IT Specialist (SYSADMIN) & (NE	Scanlon,Brian T	F	14	7	116,430	1	AT0	60211	60102	0100	Chief Information Officer - IT	AMA	A01	X01
00008023	Information Technology Special	Johnson,Todd	F	14	10	125,817	1	AT0	60211	60102	0100	Chief Information Officer - IT	AMA	A01	X01
00010205	Information Technology Special	Pradhan,Ashis	F	14	10	125,817	1	AT0	60211	60102	0100	Chief Inform Officer - SOAR	AMA	A01	X01
00010551	Information Technology Special	Grimball,Gilberta D	F	13	9	103,819	1	AT0	60211	60102	0100	Chief Inform Officer - SOAR	AMA	A01	X01
00010970	IT Specialist (SYSADMIN) & (NE	Smith,Robbie	F	14	10	125,817	1	AT0	60211	60102	0100	Chief Information Officer - IT	AMA	A01	X01
00011055	Information Technology Manager	Jillumudi,Kalyan	F	15	7	136,683	1	AT0	60211	60102	0100	Chief Information Officer - IT	CFO	A01	A01
00011087	INFO TECH MGR	Mital,Linda	F	15	7	136,683	1	AT0	60211	60102	0100	Chief Information Officer - IT	CFO	A01	A01
00011168	Information Technology Special		V	15	0	131,182	1	AT0	601C1	60102	0603	Chief Inform Officer - PPS	CFO	A01	A01
00011433	Information Technology Manager	Taylor,Diana L	F	15	4	125,682	1	AT0	60211	60102	0100	Chief Information Officer - IT	CFO	A01	A01
00012125	Information Technology Special	Snight,James Edward	F	15	6	133,016	1	AT0	60211	60102	0100	Chief Information Officer - IT	CFO	A01	A01
00012346	Information Technology Special	Sullivan,Carol	F	14	6	113,301	1	AT0	60211	60102	0100	Chief Information Officer - IT	AMA	A01	X01
00013051	Information Technology Special	Ryan,Wesley Thien	F	14	6	113,301	1	AT0	60211	60102	0100	Chief Inform Officer - PPS	AMA	A01	X01
00013373	Information Technology Special	Yeh,Tai Ping	F	14	8	119,559	1	AT0	60311	60102	0100	Chief Inform Officer - PPS	AMA	A01	X01
00013542	Information Technology Manager	Contreras,Joseette B	F	15	8	140,352	1	AT0	60211	60102	0100	Chief Information Officer - IT	CFO	A01	A01
00013766	Information Technology Special		V	14	1	97,656	1	AT0	60211	60102	0100	Chief Information Officer - IT	AMA	A01	X01
00014009	Director, Tax Systems Group	Kommuri,Satyanarayana V	F	16	2	141,328	1	AT0	60211	60102	0100	Chief Information Officer - IT	CFO	A01	A01
00014025	IT Specialist (OS)	McGrath,Patrick	F	12	10	91,750	1	AT0	60211	60102	0100	Chief Information Officer - IT	AMA	A01	X01
00016000	Information Technology Special	Akula,Rajesh	F	14	9	122,688	1	AT0	60211	60102	0100	Chief Information Officer - IT	AMA	A01	X01

Posn Nbr	Title	Name	Vac Stat	Grade	Step	Salary	FLX				Fund Code	Department Name	CBU	SERV CD	SCHED ID
							Dist %	Agency	Index	PCA					
00016244	Information Technology Speciai	Irava,Saritha	F	14	3	103,914	1	ATO	60211	60102	0100	Chief Information Officer - IT	AMA	A01	X01
00016502	Supervisory Information Techno	Thomasson Williams,Carla J	F	14	6	113,301	1	ATO	60211	60102	0100	Chief Information Officer - IT	CFO	A01	A01
00017014	Information Technology Special	Barnes,Margaret C	F	14	9	122,688	1	ATO	60311	60102	0100	Chief Inform Officer - PPS	AMA	A01	X01
00017111	Information Technology Special	Smallwood,Cynthia L	F	14	8	119,559	1	ATO	60211	60102	0100	Chief Inform Officer - SOAR	AMA	A01	X01
00017112	Information Technology Manager		V	15	0	131,182	1	ATO	60211	60102	0100	Chief Information Officer - IT	CFO	A01	A01
00017144	Supervisory Information Techno	Lee,Tonia	F	13	5	93,223	1	ATO	60211	60102	0100	Chief Information Officer - IT	CFO	A01	A01
00017425	Information Technology Special	Perry,Darleen Patricia	F	13	5	93,223	1	ATO	60211	60102	0100	Chief Information Officer - IT	AMA	A01	X01
00018014	Information Technology Special	Chen,Tayang	F	14	10	125,817	1	ATO	60211	60102	0100	Chief Information Officer - IT	AMA	A01	X01
00018301	Information Technology Special	Kurakula,Prabhu S	F	15	6	133,016	1	ATO	60211	60102	0100	Chief Information Officer - IT	CFO	A01	A01
00018928	Information Technology Special	Ames,Timothy J	F	14	8	119,559	1	ATO	60211	60102	0100	Chief Information Officer - IT	AMA	A01	X01
00019960	Information Technology Special	Austin,Michael	F	12	10	91,750	1	ATO	60211	60102	0100	Chief Information Officer - IT	AMA	A01	X01
00020327	INFORMATION TECHNOLOGY SPECIAL	Johnson,Malcolm M	F	14	5	110,172	1	ATO	60211	60102	0100	Chief Information Officer - IT	AMA	A01	X01
00020431	Supervisory Information Techno	Payne,Deborah Mathis	F	14	6	113,301	1	ATO	60211	60102	0100	Chief Information Officer - IT	CFO	A01	A01
00020538	Information Technology Special	Young,Elizabeth Karen	F	15	4	125,682	1	ATO	60211	60102	0100	Chief Information Officer - IT	CFO	A01	A01
00020687	Information Technology Speciai		V	14	1	97,656	1	ATO	60211	60102	0100	Chief Information Officer - IT	AMA	A01	X01
00020900	Information Technology Special	Grant,Ernest D.	F	12	5	80,620	1	ATO	60211	60102	0100	Chief Information Officer - IT	AMA	A01	X01
00021412	IT Specialist (SYSADMIN) & (NE	Durity,Stephen	F	14	5	110,172	1	ATO	60211	60102	0100	Chief Information Officer - IT	AMA	A01	X01
00021958	Information Technology Special	Brown,Charelle Charlene	F	15	6	133,016	1	ATO	60211	60102	0100	Chief Information Officer - IT	CFO	A01	A01
00022354	Information Technology Special	Harris,April K	F	12	10	91,750	1	ATO	60211	60102	0100	Chief Information Officer - IT	AMA	A01	X01
00022633	Director of Information System	Pinder,Sandra	F	16	5	154,470	1	ATO	60211	60102	0100	Chief Information Officer - IT	CFO	A01	A01
00023432	IT Manager Security Officer	Shah,Jatin	F	15	6	133,016	1	ATO	60211	60102	0100	Chief Information Officer - IT	CFO	A01	A01
00024678	PAYROLL PMO DIR		V	16	1	136,948	1	ATO	60311	60102	0100	Chief Inform Officer - PPS	CFO	A01	A01
00024786	Information Technology Special	Wigglesworth,Sharon C	F	14	6	113,301	1	ATO	60211	60102	0100	Chief Information Officer - IT	AMA	A01	X01
00025053	EXECUTIVE ASST	Cofield,Judy G	F	13	3	87,925	1	ATO	60211	60102	0100	Chief Information Officer - IT	CFO	A01	A01
00027746	Information Technology Special	Malay,Anantha	F	14	10	125,817	1	ATO	60211	60102	0100	Chief Information Officer - IT	AMA	A01	X01
00028123	Information Technology Special	Rafi,Shoaib	F	13	5	93,223	1	ATO	60211	60102	0100	Chief Information Officer - IT	AMA	A01	X01
00028150	Information Technology Special	Davis,Michael	F	14	10	125,817	1	ATO	60211	60102	0100	Chief Information Officer - IT	AMA	A01	X01
00028156	Information Technology Special	Ponton III,Willie	F	13	5	93,223	1	ATO	60211	60102	0100	Chief Information Officer - IT	AMA	A01	X01
00028170	Information Technology Special	Domb,Steven	F	14	6	113,301	1	ATO	60211	60102	0100	Chief Information Officer - IT	AMA	A01	X01
00032965	Director Delivery Services Gro	Kearney,Maureen Anne	F	16	8	166,176	1	ATO	60211	60102	0100	Chief Inform Officer - PPS	CFO	A01	A01
00033952	SUPV INFO TECH SPEC	Simmons York,Johnnie Mae	F	15	6	133,016	1	ATO	60211	60102	0100	Chief Information Officer - IT	CFO	A01	A01
00033959	Information Technology Speciai	Barber,Terry	F	14	5	110,172	1	ATO	60211	60102	0100	Chief Information Officer - IT	AMA	A01	X01
00038612	SUPV INFO TECH SPEC	Ayyagari,Narayana Rao	F	15	5	129,350	1	ATO	60111	60102	0100	Chief Information Officer - IT	CFO	A01	A01
00038774	Information Technology Special	Baur,Stephen Michael	F	13	5	93,223	1	ATO	60211	60102	0100	Chief Information Officer - IT	AMA	A01	X01
00040360	Information Technology Special		V	15	0	131,182	1	ATO	60211	60102	0100	Chief Information Officer - IT	CFO	A01	A01
00040361	Administrative Assistant		V	11	0	57,959	1	ATO	60211	60102	0100	Chief Information Officer - IT	CFO	A01	A01
00040363	Information Technology Special	Hardy,Jacqueline	F	14	10	125,817	1	ATO	60211	60102	0100	Chief Information Officer - IT	AMA	A01	X01
00040364	Information Technology Special	Venkataraman,Radhakrishnan	F	14	10	125,817	1	ATO	60211	60102	0100	Chief Information Officer - IT	AMA	A01	X01
00040365	Information Technology Special	Dailey,Curtis	F	13	10	106,468	1	ATO	60211	60102	0100	Chief Information Officer - IT	AMA	A01	X01
00040366	Information Technology Special	George,Anil	F	14	10	125,817	1	ATO	60211	60102	0100	Chief Information Officer - IT	AMA	A01	X01
00020698	Chief Information Officer	Samant,Sagar	F	17	8	174,216	1	ATO	60111	60104	0100	Chief Inform Officer - PPS	CFO	A01	A01
00002710	DCFO & TREASURER	Barnette,Jeffrey Alan	F	18	4	186,464	1	ATO	70111	70106	0100	Finance & Treasury	CFO	A01	A01
00016838	FINANCIAL MGR	Jones,Tyrone	F	14	7	116,430	1	ATO	70111	70106	0100	Finance & Treasury	CFO	A01	A01
00026591	EXECUTIVE ASST	Talbert,LaShanda D	F	12	5	80,620	1	ATO	70111	70106	0100	Finance & Treasury	CFO	A01	A01
00021597	ADMIN MGR	Douglas,Mallie C	F	11	10	74,729	1	ATO	70211	70107	0100	Finance & Treasury	CFO	A01	A01
00026341	STAFF ASSISTANT	Moore,Jeanette	F	9	7	57,329	1	ATO	70111	70107	0100	Finance & Treasury	CFO	A01	A01
00006917	FINANCIAL MGR	Muhammad,Malik K.	F	14	2	100,784	1	ATO	70211	70202	0100	Finance & Treasury	CFO	A01	A01
00011174	ASSOC TREASURER	Gear,Kenneth A.	F	16	10	166,176	1	ATO	70211	70202	0100	Finance & Treasury	CFO	A01	A01

Posn Nbr	Title	Name	Vac Stat	Grade	Step	Salary	PLA X Dist				Fund Code	Department Name	CBU	SERV CD	SCHED ID
							%	Agency	Index	PCA					
00013863	DEBT MGR	Taylor,Debra S.	F	14	10	62,909	0.5	ATO	70211	70202	0100	Finance & Treasury	CFO	A01	A01
00013863	DEBT MGR	Taylor,Debra S.	F	14	10	62,909	0.5	ATO	702M4	70202	0714	Finance & Treasury	CFO	A01	A01
00027010	ASSOC TREASURER	Wood,Clarice	F	16	6	158,850	1	ATO	70211	70202	0100	Finance & Treasury	CFO	A01	A01
00003887	FINANCIAL ANALYST	Mclaughlin-keys,Paula	F	14	9	122,688	1	ATO	702M4	70203	0714	Finance & Treasury	CFO	A01	A01
00012736	CASH MGMT ANALYST	Bingham,Bettina	F	12	8	87,298	1	ATO	70311	70301	0100	Finance & Treasury	CFO	A01	A01
00015522	FINANCIAL MGR	Hawkins,Michael	F	14	6	113,301	1	ATO	70311	70301	0100	Finance & Treasury	CFO	A01	A01
00027522	BANKING SERVICES OFFICER	Vines,Gloria	F	14	8	119,559	1	ATO	70711	70301	0100	Finance & Treasury	CFO	A01	A01
00008470	Grants Management Specialist	Toles,Angela D	F	13	10	106,469	1	ATO	703R4	70303	0198	Finance & Treasury	CFO	A01	A01
00027529	GRANTS ANALYST	Mganga,Nabina	F	11	5	65,412	1	ATO	703R4	70303	0198	Finance & Treasury	CFO	A01	A01
00002960	Senior Financial Manager and P	Hoover,Jeanne	F	14	10	125,818	1	ATO	70711	70305	0100	Finance & Treasury	CFO	A01	A01
00039261	Cash and Investment Manager	Camargos,Giulliano Maia	F	14	7	116,430	1	ATO	70611	70306	0100	Finance & Treasury	CFO	A01	A01
00077055	Central Collections Unit Manag	Aronin,Marc	F	14	10	125,818	1	ATO	712S1	70306	6115	Finance & Treasury	CFO	A01	A01
00077056	Information Technology Special	Bellamkonda,Venkaresh Babu	F	14	10	125,817	1	ATO	712S1	70306	6115	Finance & Treasury	AMA	A01	X01
00077057	Collections Supervisor		V	12	0	71,717	1	ATO	712S1	70306	6115	Finance & Treasury	CFO	A01	A01
00077058	PROGRAM ANALYST	Cooke,Alice Marie	F	12	10	91,749	1	ATO	712S1	70306	6115	Finance & Treasury	CFO	A01	A01
00077059	ACCOUNTANT	Smith,Yvette Marie	F	12	10	91,749	1	ATO	712S1	70306	6115	Finance & Treasury	CFO	A01	A01
00077060	Collections Representative	Thorne,Lisha Michelle	F	9	7	57,329	1	ATO	712S1	70306	6115	Finance & Treasury	CFO	A01	A01
00077061	Collections Representative	Robertson,Leslie Nicole	F	9	10	61,939	1	ATO	712S1	70306	6115	Finance & Treasury	CFO	A01	A01
00077062	Collections Representative	Slack,Todd Howard	F	9	8	58,866	1	ATO	712S1	70306	6115	Finance & Treasury	CFO	A01	A01
00020628	Accounting Manager	Amo,Charles	F	14	6	113,301	1	ATO	70211	70307	0100	Finance & Treasury	CFO	A01	A01
00027110	Disbursing Supervisor	Fraynert,Gerald	F	12	8	87,298	1	ATO	70911	70401	0100	Finance & Treasury	CFO	A01	A01
00015550	Payment Operations Manager	Cobb Jr.,Joseph	F	13	7	98,521	1	ATO	70511	70402	0100	Finance & Treasury	CFO	A01	A01
00013397	Financial Analyst	Monroe,Keith	F	11	4	63,549	1	ATO	70611	70405	0100	Finance & Treasury	CFO	A01	A01
00021652	Electronic Banking Manager	Edgar,Janelle	F	14	10	125,818	1	ATO	70611	70405	0100	Finance & Treasury	CFO	A01	A01
00023461	Program Analyst	Gregory,Valencia	F	12	8	87,298	1	ATO	70611	70405	0100	Finance & Treasury	CFO	A01	A01
00009030	SENIOR DISBURSING ASST	Hicks,Alishia P	F	10	10	68,012	1	ATO	70911	70407	0100	Finance & Treasury	CFO	A01	A01
00010730	ACCOUNTANT	Cooper,Evelyn	F	9	10	61,939	1	ATO	70911	70407	0100	Finance & Treasury	CFO	A01	A01
00000399	Customer Service Representativ	Wofford,Maya	F	7	3	42,592	1	ATO	71011	70501	0100	Finance & Treasury	CFO	A01	A01
00001040	Customer Service Representativ	Simmons,Jacqueline	F	7	8	49,509	1	ATO	71011	70501	0100	Finance & Treasury	CFO	A01	A01
00002055	Revenue Operations Officer	McKenzie,Donna J	F	14	3	103,914	1	ATO	71011	70501	0100	Finance & Treasury	CFO	A01	A01
00004992	Lead Customer Service Represen	Murphy,Yolanda Ann	F	9	10	61,939	1	ATO	71011	70501	0100	Finance & Treasury	CFO	A01	A01
00009002	Customer Service Representativ	Clarke,Godwin H	F	7	4	43,976	1	ATO	71004	70501	0703	Finance & Treasury	CFO	A01	A01
00009750	Lead Cashier	Herring,Gail B	F	10	8	64,625	1	ATO	71011	70501	0100	Finance & Treasury	CFO	A01	A01
00014164	Customer Service Operations Su	Spear,Blair Shaene	F	11	2	59,822	1	ATO	71011	70501	0100	Finance & Treasury	CFO	A01	A01
00014322	ACCOUNTING TECH	Thompson Jr.,Sydney O	F	8	9	54,883	1	ATO	71011	70501	0100	Finance & Treasury	CFO	A01	A01
00016550	Lead Customer Service Represen	Felton,Lashawn Johnette	F	9	1	48,108	1	ATO	71011	70501	0100	Finance & Treasury	CFO	A01	A01
00016672	Customer Service Representativ		V	7	1	39,826	1	ATO	71011	70501	0100	Finance & Treasury	CFO	A01	A01
00016882	Customer Service Representativ	Bakare,Tawakalitu O	F	8	9	54,883	1	ATO	71011	70501	0100	Finance & Treasury	CFO	A01	A01
00017055	Cashier Operations Manager	Richards,Ingrid L	F	12	5	80,620	1	ATO	71011	70501	0100	Finance & Treasury	CFO	A01	A01
00017747	Lead Customer Service Represen	Payton,Charnita LaShawn	F	9	2	49,645	1	ATO	71011	70501	0100	Finance & Treasury	CFO	A01	A01
00018190	Customer Service Representativ	Obeng,Cassandra Obenewaa	F	7	1	39,826	1	ATO	71011	70501	0100	Finance & Treasury	CFO	A01	A01
00018248	Customer Service Representativ	Hatcher,Ashley S	F	7	1	39,826	1	ATO	71004	70501	0703	Finance & Treasury	CFO	A01	A01
00018807	Lead Customer Service Represen	Reese,Kendell	F	9	7	57,329	1	ATO	71011	70501	0100	Finance & Treasury	CFO	A01	A01
00021201	MANAGEMENT ANALYST	Newman,Mia	F	12	5	80,620	1	ATO	71011	70501	0100	Finance & Treasury	CFO	A01	A01
00021535	Customer Service Representativ	Wright,Glenda Ebony	F	7	1	39,826	1	ATO	71011	70501	0100	Finance & Treasury	CFO	A01	A01
00021704	Lead Customer Service Represen	Fisher,Denise	F	9	7	57,329	1	ATO	71011	70501	0100	Finance & Treasury	CFO	A01	A01
00022039	Customer Service Representativ	Honesty-Fitch,Angela J	F	8	10	56,276	1	ATO	71011	70501	0100	Finance & Treasury	CFO	A01	A01
00024346	Customer Service Representativ		V	7	1	39,826	1	ATO	71011	70501	0100	Finance & Treasury	CFO	A01	A01

Posn Nbr	Title	Name	Vac Stat	Grade	Step	Salary	FLX				Fund Code	Department Name	CBU	SERV CD	SCHED ID
							Dist %	Agency	Index	PCA					
00026856	Lead Customer Service Represen		V	9	1	48,108	1	AT0	71011	70501	0100	Finance & Treasury	CFO	A01	A01
00026987	Customer Service Representativ	Smith,Yolanda	F	7	5	45,359	1	AT0	71011	70501	0100	Finance & Treasury	CFO	A01	A01
00028086	Customer Service Representativ	Martin,Jonathan C	F	7	1	39,826	1	AT0	71011	70501	0100	Finance & Treasury	CFO	A01	A01
00028153	Customer Service Representativ	Saunders,Anita	F	7	4	42,285	1	AT0	71011	70501	0100	Finance & Treasury	CFO	A01	A01
00040146	Financial Specialist	Bagley,Terrell	F	11	2	59,822	1	AT0	71011	70501	0100	Finance & Treasury	CFO	A01	A01
00050909	Customer Service Representativ	Moten,Michelle	F	8	9	54,883	1	AT0	71011	70501	0100	Finance & Treasury	CFO	A01	A01
00076758	Customer Service Representativ	Warren,Taniesha Sharee	F	7	3	42,592	1	AT0	71004	70501	0703	Finance & Treasury	CFO	A01	A01
00076891	Customer Service Representativ	Lambright,Tonya Lashawn	F	7	2	20,605	1	AT0	71004	70501	0703	Finance & Treasury	CFO	A01	A01
00077368	Lead Customer Service Represen	Barnes,Keyana	F	9	1	48,108	0	AT0	71004	70501	0703	Finance & Treasury	CFO	A01	A01
00083497	Customer Service Representativ	Parker,Shene' Rochelle	F	7	1	39,826	0	AT0	71004	70501	0703	Finance & Treasury	CFO	A01	A01
00085345	Lead Customer Service Represen	Mahaffey,Natalie	F	9	1	48,108	1	AT0	71004	70501	0703	Finance & Treasury	CFO	A01	A01
00085510	Customer Service Representativ	Hernandez,Stewart Renne	F	7	1	39,826	0	AT0	71004	70501	0703	Finance & Treasury	CFO	A01	A01
00022175	Banking Analyst		V	12	1	71,717	1	AT0	70311	70502	0100	Finance & Treasury	CFO	A01	A01
00021521	ACCOUNTING TECH	Belcher,Veronica	F	7	10	52,276	1	AT0	70811	70503	0100	Finance & Treasury	CFO	A01	A01
00022078	ACCOUNTING TECH	Harris,Shebna	F	8	8	53,489	1	AT0	70811	70503	0100	Finance & Treasury	CFO	A01	A01
00022918	AUDIT ASST	Smith,Marc D	F	11	8	71,002	1	AT0	70811	70504	0100	Finance & Treasury	CFO	A01	A01
00026362	Audit Assistant	Sedgwick,Tonya R	F	9	10	61,939	1	AT0	70811	70504	0100	Finance & Treasury	CFO	A01	A01
00007982	PROGRAM ANALYST	Boulware,Margaret C	F	12	10	91,749	1	AT0	70811	70505	0100	Finance & Treasury	CFO	A01	A01
00002534	Unclaimed Property Supervisor	Hall,Lynn Elizabeth	F	13	10	106,469	1	AT0	711N1	70601	0613	Finance & Treasury	CFO	A01	A01
00003540	Unclaimed Property Manager	Musher,Gracie B	F	14	5	110,172	1	AT0	711N1	70601	0613	Finance & Treasury	CFO	A01	A01
00006101	CUSTOMER SERVICE REP	Payne,Charlisa Endura	F	7	2	41,209	1	AT0	711N1	70601	0613	Finance & Treasury	CFO	A01	A01
00008252	ACCOUNTANT	Mirra,Rita Tesfaye	F	9	2	49,645	1	AT0	711N1	70601	0613	Finance & Treasury	CFO	A01	A01
00008492	Unclaimed Property Specialist	Douglas,Mary C	F	9	7	57,329	1	AT0	711N1	70601	0613	Finance & Treasury	CFO	A01	A01
00010249	ACCOUNTING TECH	Chavis,Flora M	F	7	10	52,276	1	AT0	711N1	70601	0613	Finance & Treasury	CFO	A01	A01
00012889	Unclaimed Property Specialist	Obiago,Jane N	F	9	8	58,866	1	AT0	711N1	70601	0613	Finance & Treasury	CFO	A01	A01
00018855	ACCOUNTING TECH	Prince,Carlette	F	9	8	58,866	1	AT0	711N1	70601	0613	Finance & Treasury	CFO	A01	A01
00019985	Unclaimed Property Analyst	Chaney,Gloria	F	12	1	71,717	1	AT0	711N1	70601	0613	Finance & Treasury	CFO	A01	A01
00085633	Property Disposal Technician	Hill,Muneera	F	7	1	39,826	1	AT0	711N1	70601	0613	Finance & Treasury	CFO	A01	A01
00000321	ASSOC TREASURER	Henry,John	F	16	8	83,088	0.5	AT0	70311	70603	0100	Finance & Treasury	CFO	A01	A01
00012205	FINANCIAL ANALYST	Obaza,Edward F	F	14	10	62,909	0.5	AT0	70311	70603	0100	Finance & Treasury	CFO	A01	A01
00000321	ASSOC TREASURER	Henry,John	F	16	8	83,088	0.5	AT0	703P1	70604	0614	Finance & Treasury	CFO	A01	A01
00005167	Financial Manager	Davis,Merzie	F	13	3	87,925	1	AT0	703P1	70604	0614	Finance & Treasury	CFO	A01	A01
00012205	FINANCIAL ANALYST	Obaza,Edward F	F	14	10	62,909	0.5	AT0	703P1	70604	0614	Finance & Treasury	CFO	A01	A01
00026150	PGM DIR	Mathis,Brenda	F	15	10	147,687	1	AT0	703P1	70604	0614	Finance & Treasury	CFO	A01	A01
00000108	AUDITOR	Jowi,Elizabeth M	F	14	6	113,301	1	AT0	80111	80101	0100	Integrity & Oversight	CFO	A01	A01
00004888	SPECIAL ASST	Edwards,Tisha	F	15	8	140,352	1	AT0	80111	80101	0100	Integrity & Oversight	CFO	A01	A01
00005374	AUDITOR		V	12	1	71,717	1	AT0	80111	80101	0100	Integrity & Oversight	CFO	A01	A01
00005478	AUDITOR	Shode,Hassan	F	13	6	95,872	1	AT0	80111	80101	0100	Integrity & Oversight	CFO	A01	A01
00007705	AUDITOR	Jefferies,Kathryn M	F	13	9	103,820	1	AT0	80111	80101	0100	Integrity & Oversight	CFO	A01	A01
00009290	EXECUTIVE ASST	Dunmore,Marisa N.	F	13	3	87,925	1	AT0	80111	80101	0100	Integrity & Oversight	CFO	A01	A01
00024732	AUDITOR	Baranosky,Bernard M	F	13	6	95,872	1	AT0	80111	80101	0100	Integrity & Oversight	CFO	A01	A01
00037383	AUDITOR	Sawyer,Esther	F	13	8	101,171	1	AT0	801X1	80101	0619	Integrity & Oversight	CFO	A01	A01
00012341	AUDITOR		V	12	1	71,717	1	AT0	801R4	80102	0198	Integrity & Oversight	CFO	A01	A01
00005271	AUDIT MGR	The',Tiong	F	14	9	122,688	1	AT0	80111	80103	0100	Integrity & Oversight	CFO	A01	A01
00005533	DIR INTERNAL AUDIT	Yusuff,Mohamad	F	15	10	147,687	1	AT0	80111	80103	0100	Integrity & Oversight	CFO	A01	A01
00013003	SENIOR AUDITOR	Abdel Ghany,Khaled M	F	14	3	103,914	1	AT0	80111	80103	0100	Integrity & Oversight	CFO	A01	A01
00001239	Senior Criminal Investigator	Montgomery,Michael D	F	14	2	100,784	1	AT0	80111	80206	0100	Integrity & Oversight	CFO	A01	A01
00011066	Investigator (Senior Case Cont	Doyle,Thomas P.	F	13	10	106,469	1	AT0	80111	80206	0100	Integrity & Oversight	CFO	A01	A01

Posn Nbr	Title	Name	Vac Stat	Grade	Step	Salary	P L E X				Fund Code	Department Name	CBU	SERV CD	SCHED ID
							Dist %	Agency	Index	PCA					
00011755	Criminal Investigator	Tenant,Michael K	F	13	2	85,276	1	AT0	80111	80206	0100	Integrity & Oversight	CFO	A01	A01
00000846	Senior Criminal Investigator	Johnson,Allen L	F	14	2	100,784	1	AT0	80111	80301	0100	Integrity & Oversight	CFO	A01	A01
00000899	DIR INTERNAL SECURITY	Glymph,James E	F	15	5	129,350	1	AT0	80111	80301	0100	Integrity & Oversight	CFO	A01	A01
00001765	Criminal Investigator	Feinberg,Eloise	F	13	7	98,521	1	AT0	80111	80301	0100	Integrity & Oversight	CFO	A01	A01
00003369	EXECUTIVE DIR INTEG OVERSIGHT	Barry,Timothy Michael	F	17	7	174,216	1	AT0	80111	80301	0100	Integrity & Oversight	CFO	A82	A82
00005056	Criminal Investigator		V	13	0	94,548	1	AT0	80111	80301	0100	Integrity & Oversight	CFO	A01	A01
00020680	Criminal Investigator		V	13	0	94,548	1	AT0	80111	80301	0100	Integrity & Oversight	CFO	A01	A01
00001824	CONTROLLER	Johnson,Michell A	F	15	10	147,687	1	AT0	10411	104A2	0100	Mgmt & Admin/Fin Ops	CFO	A01	A01
00012404	Accountant		V	13	1	82,627	1	AT0	10411	104A2	0100	Mgmt & Admin/Fin Ops	CFO	A01	A01
00020156	Accounting Technician	Sellmon,Tekoa	F	7	5	45,359	1	AT0	10411	104A2	0100	Mgmt & Admin/Fin Ops	CFO	A01	A01
00023068	ACCOUNTANT	Bryant,Lisa	F	12	6	82,846	1	AT0	10411	104A2	0100	Mgmt & Admin/Fin Ops	CFO	A01	A01
00023114	ACCOUNTING TECH	Alston,John	F	10	10	68,012	1	AT0	10411	104A2	0100	Mgmt & Admin/Fin Ops	CFO	A01	A01
00023377	Accounting Technician	Owens,Sakina	F	8	7	52,095	1	AT0	10411	104A2	0100	Mgmt & Admin/Fin Ops	CFO	A01	A01
00005079	BUDGET DIR OCFO	Cuesta,Ofelia	F	14	10	125,818	1	AT0	10411	104B1	0100	Mgmt & Admin/Fin Ops	CFO	A01	A01
00010567	SENIOR BUDGET ANALYST	Powe,Emmanuel A.	F	13	9	103,820	1	AT0	10411	104B1	0100	Mgmt & Admin/Fin Ops	CFO	A01	A01
00022726	BUDGET ANALYST	Dean,Nicole	F	13	6	95,872	1	AT0	10411	104B1	0100	Mgmt & Admin/Fin Ops	CFO	A01	A01
00011458	FINANCIAL SYSTEMS SPEC	Castle,Margaret	F	15	9	144,018	1	AT0	10411	104B3	0100	Mgmt & Admin/Fin Ops	CFO	A01	A01

962

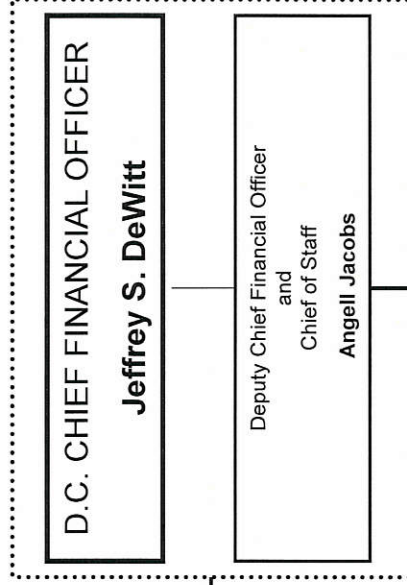
CENTRAL FINANCIAL OPERATIONS - Deputy CFOs



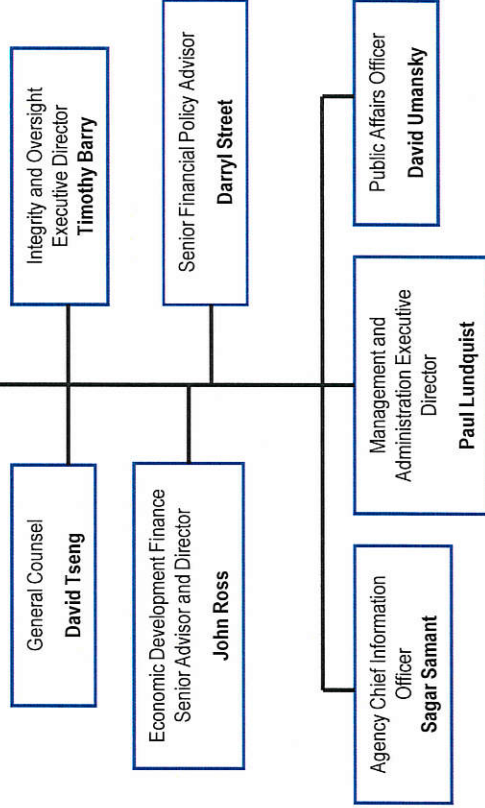
Government of the District Columbia

Office of the Chief Financial Officer

Organizational Chart

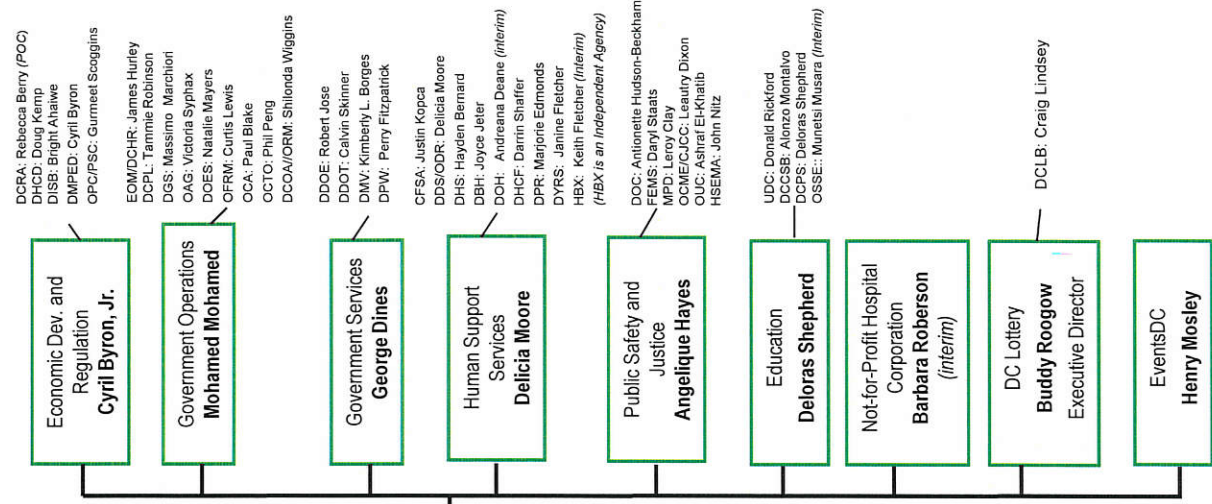


EXECUTIVE SUPPORT



AGENCY FINANCIAL OPERATIONS - Associate CFOs

Agency Fiscal Officers



- DCFA: Rebecca Berry (POC)
- DHCD: Doug Kemp
- DISB: Bright Ahanwe
- DMPED: Cyril Byron
- OPC/PSC: Gurmeet Soogins
- EOM/DCHR: James Hurley
- DCPL: Tammie Robinson
- DGS: Massimo Marchioni
- OAG: Victoria Syphax
- DOES: Natalie Meyers
- OFRM: Curtis Lewis
- OCA: Paul Blake
- OCTO: Phil Peng
- DCOA/ORM: Shilonda Wiggins
- DDOE: Robert Jose
- DDOT: Calvin Skinner
- DMV: Kimberly L. Borges
- DPW: Perry Fitzpatrick
- CFSA: Justin Kopca
- DDS/ODR: Delicia Moore
- DHS: Hayden Bernard
- DBH: Joyce Jeter
- DOH: Andreana Deane (interim)
- DHCF: Darrin Shafer
- DPR: Marjorie Edmonds
- DYRS: Janine Fletcher
- HBX: Keith Fletcher (interim)
- (HBX is an Independent Agency)
- DOC: Antonette Hudson-Beckham
- FEMS: Daryl Saats
- MPD: Leroy Clay
- OCME/CJCC: Leatuty Dixon
- OUC: Ashraf El-Khatib
- HSEMA: John Nitz
- UDC: Donald Rickford
- DCCSB: Alonzo Montalvo
- DCPS: Deloras Shepherd
- OSSE: Munetsi Musara (interim)
- DCLB: Craig Lindsey



OCFO User's Guide

A Handbook for Utilizing the Support and Guidance of the Office of the Chief Financial Officer

February 2015

Muriel Bowser
Mayor

Jeffrey S. DeWitt
Chief Financial Officer

For more information regarding this directory, contact the OCFO Office of Communications at (202) 727-0058.

CENTRAL FINANCIAL OPERATIONS - Deputy CFOs

AGENCY FINANCIAL OPERATIONS - Associate CFOs

Agency Fiscal Officers

Government of the District Columbia

Office of the Chief Financial Officer
Organizational Chart

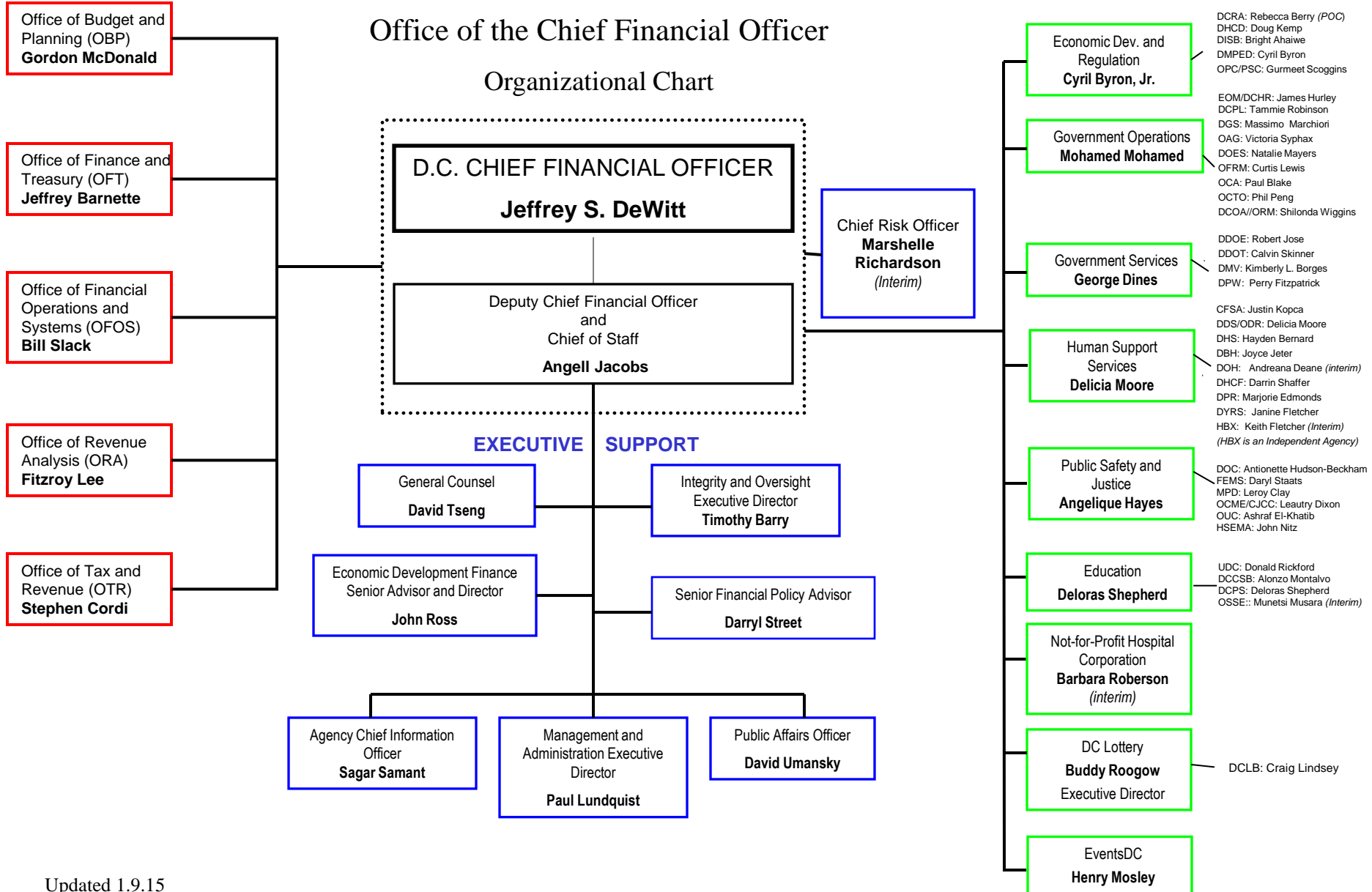


TABLE OF CONTENTS

OCFO ORGANIZATIONAL CHART	3
QUICK REFERENCE LIST – “Whom Do I Call?”	4
OCFO MISSION AND RESPONSIBILITIES	5
EXECUTIVE OFFICE	
• Chief Financial Officer	7
• Chief Risk Officer	7
EXECUTIVE SUPPORT	
• Office of General Counsel	8
• Office of the Chief Information Officer	10
• Office of Management and Administration	11
• Office of Communications	12
• Office of Integrity and Oversight	13
• Office of Economic Development Finance	14
CENTRAL FINANCIAL OPERATIONS – Deputy CFOs	
• Office of Budget and Planning	15
• Office of Finance and Treasury	16
• Office of Financial Operations and Systems	17
• Office of Revenue Analysis	18
• Office of Tax and Revenue	19
AGENCY FINANCIAL OPERATIONS – Associate CFOs	
• Economic Development and Regulation	20
• Government Operations	23
• Government Services	27
• Human Support Services	29
• Public Safety and Justice	33
• Education	36
CFOs FOR INDEPENDENT AGENCIES	
• D.C. Lottery and Charitable Games Control Board	38
• EventsDC	38
• Not-for-Profit Hospital Corporation	39

“WHOM DO I CALL?”

Quick Reference List for OCFO Employees

CFO Internet: www.cfo.dc.gov

CFO Intranet: www.ocfo.in.dc.gov

Issue	Contact Office*	Contact Name	Phone Number
Accounting			
• Closing packages/instructions	OFOS	Cassandra Butler	442-8310
• SOAR training/ CFO\$olve training	OFOS	Deborah Smith	442-8899
Budget			
• Financial Review Process	OBP	Leticia Stephenson	727-1036
• Intra-Districts	OBP	Eric Cannady	727-1072
• Reprogrammings	OBP	Eric Cannady	727-1072
• Federal Stimulus and Federal Payments	OBP	Janice Walker	741-5287
• Grants Management and Reporting	OBP	Janice Walker	741-5287
Fiscal Impact Statements			
	ORA	Yesim Yilmaz	741-8695
Human Resources			
• Employee account changes (address, direct deposit, etc.)	OMA	Human Resources Specialists	442-6523
• Labor relations	OMA	Paul Lundquist	442-8068
• Recruiting	OMA	Human Resources Specialists	442-6523
Information Systems			
• Network connection problems	OCIO	OCFO Help Desk	442-7000
• PC troubleshooting	OCIO	OCFO Help Desk	442-7000
• SHARE connection/password	OCIO	OCTO Data Center 2 (ODC2)	727-6785
• SOAR	OCIO	SOAR Help Desk	442-8885
• PeopleSoft / PASS	OCIO	PeopleSoft / PASS Help Desk	727-8700
Legislative Schedule/Issues			
• Council	OGC	Patricia Gracyalny	727-0871
• Congress	OGC	Patricia Gracyalny	727-0871
Paychecks			
• Office of Pay & Retirement	OPRS	Main Line	741-8600
• Incorrect information on stub	OMA	Human Resources Specialists	442-6523
Media / Press Inquiries			
	OComm	David Umansky	727-0058
Contracts			
	OC	Joseph A. Giddis	442-7012
		Dorothy Fortune	442-8078
Retirement/Savings			
• Civil Service Plans	OFOS	Retirement Unit	741-8660
• 401(a) Defined Contribution Pension Plan	OFT	Edward Obaza	727-2959
• 457 Deferred Compensation Plan	OFT	Brenda Mathis	727-0780
• D.C. College Savings Plan	OFT	Brenda Mathis	727-0780
Taxes			
• Real Property	OTR	Customer Service Center	727-4829
• Refunds	OTR	Customer Service Center	727-4829
Training			
	OMA	Jerry Goldstein	442-6651
Vendor Payments			
• To OCFO suppliers	OMA	Michell Johnson	442-7120
• To agency suppliers	OFT	Vendor Information Center	727-0718

*See next page for legend.

* **Legend:**

OBP Office of Budget and Planning
OC Office of Contracts
OCIO Office of the Chief Information Officer
COMM Office of Communications
OFOS Office of Financial Operations and Systems
OFT Office of Finance and Treasury
OGC Office of General Counsel
OMA Office of Management and Administration
ORA Office of Revenue Analysis
OTR Office of Tax and Revenue

OCFO USER'S GUIDE

A Handbook for Utilizing the Support and Guidance of the Office of the Chief Financial Officer

The mission of the Office of the Chief Financial Officer (OCFO) is to enhance the fiscal and financial stability, accountability and integrity of the Government of the District of Columbia.

The OCFO is responsible for:

- Oversight and direct supervision of the financial and budgetary functions of the District government;
- Operating and maintaining a coordinated financial management system to budget, collect, control, and properly account for more than \$7 billion in annual operating and capital funds;
- Preparing the District's annual budget, representing the District in the Federal appropriations process, and monitoring budget performance during the fiscal year;
- Borrowing on behalf of the District, collecting receipts, payments, and transactions for the District, and investing the District's funds;
- Administering and enforcing the District's tax laws, collecting revenue for the city, and recording deeds and other written instruments affecting a right, title, or interest in real or personal property in the District;
- Developing, implementing and monitoring the District's accounting policies and systems and producing the audited Comprehensive Annual Financial Report for the city; and
- Forecasting revenue for the District government, developing fiscal impact statements for proposed legislation, performing tax expenditure analysis, and providing advice on economic development matters.

Executive Office of the OCFO

Contact: **Jeff DeWitt**
Chief Financial Officer

Telephone: 727-2476 office
727-1643 fax

Address: 1350 Pennsylvania Avenue NW
Suite 203
Washington, DC 20004

Assistant: Lynnette Jones (727-0064)

Key Staff:

Deputy CFO and Chief of Staff	Angell Jacobs	727-0049
Senior Financial Policy Advisor	Darryl Street	727-2476
Executive Assistant	Traci Fuller	727-0049
Office Manager	Tanya High	727-9610

Key Functions:

1. Provides leadership and support to deputy chief financial officers, associate chief financial officers, and staff.
2. Ensures the agency and its partners mobilize all available resources to protect the financial integrity of the government.

Office of the Chief Risk Officer (CRO)

Contact: **Marshelle Richardson**
Interim Chief Risk Officer

Telephone: 442-6543 office

Address: 1100 4th Street SW
Suite 770E
Washington, DC 20020

Assistant: Mary Beale (442-6281)

Key Staff:

Risk Manager	Marshelle Richardson	442-6543
--------------	----------------------	----------

Key Functions:

1. To identify, assess, report, monitor and mitigate key strategic, operational, reputational, financial and technological risks within the OCFO.
2. Establishes and institutionalizes an integrated risk management framework.

EXECUTIVE SUPPORT

Office of General Counsel (OGC)

Contact: **David Tseng**
General Counsel

Telephone: 727-9528 office
724-4217 fax

Address: 1350 Pennsylvania Avenue NW,
Suite 200
Washington, DC 20004

Assistant: LaVerne Lee (727-9528)

OGC Central Staff:

Deputy General Counsel	Steve Lyons	727-4219
Senior Legal Advisor	Charles Barbera	727-1711
Assistant General Counsel	Ching Hua	727-4221
Assistant General Counsel	Patricia Gracyalny	727-0871
Assistant General Counsel	Aaron Droller	727-1713
Legislative Affairs Specialist	Tracye Peters (<i>detailed/OTR</i>)	727-4220

-----	-----	-----
Associate General Counsel for Personnel and Procurement	Treva Saunders	442-7127
Assistant General Counsel	Chaia Odom	442-8073
Executive Assistant	Mary Beale	442-6281

-----	-----	-----
Ethics Officer	Treva Saunders	442-7127
-----	-----	-----

D.C. Tobacco Settlement Financing Corporation	Charles Barbera	727-9528
-----	-----	-----

Office of General Counsel (OGC) continued

Office of the Tax and Revenue Staff
1101 4th Street SW, Suite 750 West
Washington, DC 20024

Chief Counsel	Alan Levine	442-6510
Executive Assistant	Marisa Dunmore	442-6500
-----	-----	-----
Deputy Chief Counsel	Robert McKeon	442-6513
Senior Legal Advisor	William Bowie	442-6512
Senior Legal Advisor	Edward Blick	442-6509
Assistant General Counsel	Rosalie Alligood	442-6680
Assistant General Counsel	Aaishah Hashmi	442-6508
Assistant General Counsel	Sonia Kamboh	442-4063
Assistant General Counsel	Bazil Facchina	442-6371
Assistant General Counsel	Jessica Brown	442-6462
Senior Tax Advisor	Nirmail Dhaliwal	442-6632
Paralegal/FOIA Officer/ Federal State Coordinator	Tracye Peters (<i>detail</i>)	442-6515
Paralegal Specialist	Yolanda Maiben	442-7014
-----	-----	-----

DC Lottery & Charitable Game Control Board Staff
2010 Martin Luther King, Jr., Avenue, SE, 5th Floor
Washington, DC 20020

Chief Counsel	Ridgely Bennett	645-8031
Senior Legal Advisor	Antar Johnson	645-8040
Assistant General Counsel	Mark Elion	645-9011
Legal Specialist	Maureen Johnson	645-8026
-----	-----	-----

Key Functions:

1. Directs the legal resources of the OCFO with respect to Federal and District appropriations, contracting and procurement, and accounting and financial transactions.
2. Represents the Chief Financial Officer in litigation and in other legal matters in which the CFO is a party or has legal interest.
3. Supervises and manages outside counsel in all legal matters.
4. Assures the legal sufficiency of the OCFO's programs and policies.

Office of the Chief Information Officer (OCIO)

Contact: **Sagar Samant**
Agency Chief Information Officer

Telephone: 741-8700 office
442-6373 and 442-7076 fax

Address: 1101 4th Street SW
Suite 350W
Washington, DC 20024

Assistant: Judy Cofield (741-8700)

Key Staff: (** indicates interim or acting appointments*)

Director of Delivery Services Group	Maureen Kearney	727-1906
Director of Financial Systems	Vacant	
Director of Tax Systems*	Satya Kommuri	442-7031
Director of Technical Infrastructure	Richard Weil	442-7039
Director of Web Systems	Sandra Pinder	727-9150
Director of Project Management	Stacey Chisholm	478-9221
Operations Manager	Lenia Cash	727-8775
OCFO Help Desk		442-7000
Help Desk Fax		442-7076

Key Function:

1. Acquires, enhances and maintains financial systems and tools that help to enforce the financial policies and laws that govern the District and enable timely and accurate reporting of the District's financial status.

Office of Management and Administration (OMA)

Contact: **Paul Lundquist**
Executive Director

Telephone: 442-6523 office
442-6327 fax – executive director
442-6454 fax – contracts & procurement
442-6411 fax – financial operations
442-6413 fax – human resources
442-6506 fax – logistics & support services
442-6415 fax – training

Address: 1101 4th Street, SW
Suite 220W
Washington, DC 20024

Assistant: Patricia Cooks (442-8068)

Key Staff:

Budget Director	Ofelia Cuesta	442-6447
Controller	Michell Johnson	442-7120
Director, Contracts	Joseph Giddis	442-6428
Director, Human Resources	LaSharn Moreland	442-9587
Director, Logistics/Support Services	Brenda Proctor	442-6932
Chief, Organization Dev./Learning	Dr. Jerry Goldstein	442-6651

Key Functions:

1. Develops and implements annual OCFO budget and financial plan.
2. Contracts for commodities and services in support of the OCFO.
3. Maintains position and fund controls to assure that agency spending remains within authorized limits; tracks agency spending.
4. Processes agency vendor payments and employee reimbursements.
5. Recruits personnel for the OCFO and manages OCFO human resource issues .
6. Links OCFO employees to a variety of educational resources and programs to help them advance academically and professionally.
7. Administers the Performance Management Program to ensure effective planning, job development, and evaluation of employee job performance within all levels of the OCFO.
8. Manages agency logistical needs, including space planning, fleet management, mailings, transportation of staff and documents, and building maintenance.

Office of Communications (COMM)

Contact: **David Umansky**
 Public Affairs Officer

Telephone: 727-0058 office
 727-1643 fax

Address: 1350 Pennsylvania Avenue, NW
 Suite 203
 Washington, DC 20004

Key Functions:

1. Develops and implements plans for public outreach of OCFO program initiatives, including coordinating press conferences, developing news releases and other press materials, providing design direction, and performing press outreach.
2. Provides information and assistance in understanding the District's financial operations to news media and members of the public.
3. Coaches agency officials on how best to present themselves and their messages.
4. Coordinates the internal communications program for agency employees, including *The Bottom Line* print newsletter, *CFO News* e-mail newsletter, daily News Clips and weekly Trends Clips, and the OCFO Intranet.
5. Maintains and updates the agency Internet site.
6. Drafts and/or edits agency testimonies and other official correspondence.

Office of Integrity and Oversight (OIO)

Contact: **Timothy Barry**
Executive Director

Telephone: 442-6433 office
442-6453 fax – Executive Director/Internal Security
535-1390 fax – Internal Audit

Address: 1100 4th Street, SW
Suite 750E
Washington, DC 20024

Assistant: vacant (442-6433)

Key Staff:

Director, Internal Audit	Mohamad Yusuff	442-8240
Director, Internal Security	James Glymph	442-8280

Key Function:

1. Ensures that accountability, integrity and efficiency are maintained in activities of the OCFO by assisting management with independent and professional audit and investigative products and reports.

Office of Economic Development Finance (EDF)

Contact: **John Ross**
Senior Advisor and Director

Telephone: 727-9635 office
727-9459 fax

Address: 1101 4th Street SW
Suite 772W
Washington, DC 20024

Key Staff:

Deputy Director	Betsy Keeler	727-4077
Senior Policy Analyst	Sarah Goss	727-7698
Senior Policy Analyst	Nate Cruz	727-4364
Policy Analyst	Tiffanie Horsley	727-6193

Key Functions:

1. Provides sophisticated analysis of fiscal, economic and/or administrative impacts of proposed projects to the CFO, Mayor, Deputy Mayor for Planning and Economic Development, and Council so they can appropriately assess economic development initiatives and ensure maximum economic benefit to the District.
2. Examines the financing of many of the major economic development projects in the District, including the baseball stadium, the convention center headquarters hotel and a number of large-scale mixed use developments.
3. Advises the CFO on tax-increment-financed and payment-in-lieu-of-taxes financing deals entered into by the District.
4. Represents the OCFO on the boards of the Washington Convention and Sports Authority and Destination DC.

CENTRAL FINANCIAL OPERATIONS

Office of Budget and Planning (OBP)

Contact: **Gordon McDonald**
Deputy Chief Financial Officer

Telephone: 727-6234 office
724-5222 fax

Address: 1350 Pennsylvania Avenue NW
Suite 229
Washington, DC 20004

Assistant: Lakeia Williams (727-1239)

Key Staff:

Associate Deputy CFO	James Spaulding	727-1782
Office/Production Manager	Margaret Myers	727-0890

Division Directors:

Financial Planning and Analysis	Leticia Stephenson	727-1036
Budget Administration	Eric Cannady	727-1072
Capital Improvements Program	David Clark	727-2055

Key Functions:

1. Prepares, monitors, analyzes, and executes the District's budget, including operating, capital and enterprise funds, in a manner that ensures fiscal integrity and maximizes service to taxpayers.

Office of Finance and Treasury (OFT)

Contact: **Jeffrey Barnette**
Deputy Chief Financial Officer and Treasurer

Telephone: 727-6055 office
727-6963 fax

Address: 1101 4th Street SW
Suite 800W
Washington, DC 20024

Assistant: LaShanda Talbert (727-0846)

Key Staff: (* indicates interim or acting appointments)

Management and Administration

Chief of Management Operations	Jeanne Hoover	727-0911
--------------------------------	---------------	----------

Cash Management and Investments

Associate Treasurer, Asset Management*	John Henry	727-6288
Program Director, 401(a), 457, and 529 Plans	Brenda Mathis	727-0780
Cash and Investments Manager	Guiliano Camargos	727-2469

Debt and Grants Management

Associate Treasurer, Debt and Grants	Kenneth Gear	727-7209
Debt Manager	Debra Taylor	724-0774
Grants Manager	Angela Toles	727-7203
Master Lease Program Manager	Paula Keys	727-7201

Payments/Banking/Cashiering

Associate Treasurer, Operations and Banking	Clarice Wood	727-0760
Revenue Operations Manager	Donna McKenzie	727-0805
Banking Relations Manager	Gloria Vines	727-0824
Payment Operations Manager (Disbursing)	Joseph Cobb	727-0939
Central Collections Unit Manager	Marc Aronin	442-8897

Unclaimed Property

Director, Unclaimed Property	Gracie Musher	442-8195
------------------------------	---------------	----------

Key Functions:

1. Manages the District's cash resources and banking relationships.
2. Coordinates payments to vendors and service providers.
3. Receives payments for services and taxes.
4. Manages District borrowings and debt repayment.
5. Invests cash not needed for immediate disbursement.
6. Maintains relationships with the financial marketplace.
7. Manages the 529 College Savings Plan, 457 Deferred Compensation Plan, and 401(a) Defined Contribution Plan.
8. Manages the District's unclaimed property.

Office of Financial Operations and Systems (OFOS)

Contact: **Bill Slack**
Deputy Chief Financial Officer

Telephone: 442-8200 office
442-8201 fax

Address: 1100 4th Street SW
Suite 800E
Washington, DC 20024

Assistant: Jocelyn Hill (442-8304)

Key Staff:

Deputy Controller	Diji Omisore	442-8302
Director, Financial Operations	Cassandra Alexander	442-8314
Director, Financial Control and Reporting	Tong Yu	442-8301
Deputy Director, Accounting Systems Administration	Cassandra Butler	442-8310
Director, Accounting Policies and Procedures	Wilma Mathias	478-1437
Director, Accounting Operations	Dave Pivec	478-1424
Manager, Cash Reconciliation	Ranjan Raval	442-8215
Accounting Officer, Accounting Operations	Deborah Bacon	442-8259
Director, Pay and Retirement Services	Chris LaCour	741-8622
Deputy Dir., Pay and Retirement Services	Keely Williams	741-8622
Senior Manager, Operations and Admin.	Vanessa Jackson	442-8220

Key Functions:

1. Maintains accountability, discipline and integrity within the District's financial processes by ensuring that standardized accounting practices, procedures, systems, and internal controls are embedded throughout the District's financial operations.
2. Produces the Comprehensive Annual Financial Report.
3. Administers the District's payroll and retirement systems.

Office of Revenue Analysis (ORA)

Contact: **Fitzroy Lee**
Deputy Chief Financial Officer and Chief Economist

Telephone: 727-7775 office
727-9010 fax

Address: 1101 4th Street SW
Suite 770W
Washington, DC 20024

Assistant: Dora Dickerson (727-7658)

Key Staff:

Director of Economic Affairs	Farhad Niami	727-3897
Director, Fiscal and Legislative Analysis	Yesim Yilmaz	741-8695
Director, Revenue Estimation	Steven Giachetti	442-8242

Key Functions:

1. Prepares the revenue chapter for the annual proposed budget and financial plan.
2. Provides a month-by-month update on the District's economic and revenue outlook and quarterly estimates of all local revenues.
3. Prepares and publishes monthly *DC Economic Indicators* and monthly cash reports and narratives.
4. Produces congressionally mandated fiscal impact statements on all legislative proposals.
5. Certifies selected tax increment districts.
6. Prepares and publishes special studies, including *D.C. Tax Facts*, *Comparative Tax Burdens in the DC-MD-VA Metropolitan Area*, *50 State Study Tax Burden in the Largest Cities*, *Economic Report of the District of Columbia*, and *Tax Expenditures*.
7. Prepares technical briefing notes and other studies on revenues and fiscal affairs as directed by the CFO.

Office of Tax and Revenue (OTR)

Contact: **Stephen Cordi**
Deputy Chief Financial Officer

Telephone: 442-6200 office
442-6477 fax

Address: 1101 4th Street SW
Suite 750W
Washington, DC 20024

Assistant: Christina Simms (442-6383)

Key Staff:

Director of Operations	Glen Groff	442-6383
Chief Counsel	Alan Levine	442-6500
Director, Compliance	Bedell Terry	442-6852
Director, Customer Service	Eva Liggins	442-6700
Director, Real Property	Robert Farr	442-6652
Acting Chief Appraiser	Olufemi Omotoso	442-6760
Director, Returns Processing	Joseph Parran	442-6205
Director, Revenue Accounting	Bert Molina	442-6451
Public Affairs Specialist	Natalie Wilson	442-8072

Key Functions:-

1. Administers and enforces the District's tax laws, collecting revenues for the city.
2. Records deeds and other written instruments affecting a right, title, or interest in real or personal property.

AGENCY FINANCIAL OPERATIONS

Associate Chief Financial Officers (ACFO), who report directly to the District's CFO, represent the major appropriation titles in the District's annual budget and manage agency financial operations. Agency fiscal officers report to their respective ACFO, and the ACFOs serve as the CFO's key representatives to the city administrator and the deputy mayors in managing the District's finances and the government's programmatic priorities.

ACFOs manage the following financial clusters:

ECONOMIC DEVELOPMENT AND REGULATION

Contact: **Cyril Byron, Jr.**
Associate Chief Financial Officer

Telephone: 442-8684 - office
478-9261 fax – main office
442-6881 fax – accounting

Address: 1100 4th Street SW
Suite 450E
Washington, DC 20024

Assistant: Barbara D. Bailey (442-9540)

Key Staff:

Budget Director	Abukar Abdirahman	442-9541
Chief Operations Manager	Joscaira Akhran	442-8923
Budget Officer	Doris Benson	442-8678
Financial Manager	Lorrelle Parker	442-8679

Agencies/Funds Reporting to ACFO:

Reporting to Doris Benson:

- D.C. Taxicab Commission
- Office of Motion Picture and Television Development

Reporting to Lorrelle Parker:

- Office of Planning
- Real Property Tax Appeals Commission
- Department of Small & Local Business Dev.
- Office of Zoning

(continued)

Agency Fiscal Officers in this Cluster:

Department of Consumer and Regulatory Affairs (DCRA)

Contact: Rebecca Berry (*POC*)
Interim, Agency Fiscal Officer

Telephone: 442-8681 office
442-9442 fax

Address: 1100 4th Street SW
Suite 5166
Washington, DC 20024

Agencies/funds also reporting to Agency Fiscal Officer:

- Office of Tenant Advocate

Key Staff:

Budget Officer	Rebecca Berry	442-8682
----------------	---------------	----------

Department of Housing and Community Development (DHCD)

Contact: **Doug Kemp**
Agency Fiscal Officer

Telephone: 442-7173 office
442-6969 fax

Address: 1800 Martin Luther King Jr. Avenue, SE
Suite 300
Washington, DC 20020

Key Staff:

Grants Manager	Patricia Hagans	442-7265
Financial Manager	Honor Sylvester	442-7177

Department of Insurance, Securities and Banking / Shared Service Center (DISR/SSC)

Contact: **Bright Ahaiwe**
Agency Fiscal Officer

Telephone: 442-7822 office
535-1207fax

Address: 810 First Street, NE, Suite 701
Washington, DC 20002

Agencies/funds also reporting to Agency Fiscal Officer:

- Commission on Arts and Humanities

Key Staff:

Budget Officer	Nazreth Leakemariam	442-7844
----------------	---------------------	----------

Deputy Mayor for Planning and Economic Development (DMPED)

Contact: **Cyril Byron, Jr.**
Associate CFO

Telephone: 442-8683 office
478-9261 fax

Address: 1101 4th Street, SW, #E450
Washington, DC 20024

Agencies/funds also reporting to Agency Fiscal Officer:

- Alcohol Beverage Regulations Administration

Key Staff:

Budget Director	Abukar Abdirahman	442-9541
Financial Manager	Ana Reyes	724-8119

Office of the People's Counsel (OPC) / Public Service Commission (PSC)

Contact: **Gurmeet Scoggins**
Agency Fiscal Officer

Telephone: 626-5133 office
626-9174 fax

Address: 1333 H Street NW
Suite 600
Washington, DC 20005

Key Staff:

Budget Analyst	Vanetta Wells	626-9173
----------------	---------------	----------

GOVERNMENT OPERATIONS

Contact: **Mohamed Mohamed**
Associate Chief Financial Officer

Telephone: 727-0333 office
727-1115 fax

Address: 441 4th Street NW
Suite 890-N
Washington, DC 20001

Assistant: Anita Patterson (727-9491)
(727-2202 Fax)

Key Staff:

Chief Management Operations	Rhonda Woods	727-1011
Director, Financial Operations	Michael Bolden	727-6534

Agencies/Funds Reporting to ACFO:

*** Provides Financial Oversight*

- Office of the D.C. Auditor **
- Office of the Inspector General **

Agency Fiscal Officers in this Cluster:

Office of the Attorney General (OAG)

Contact: **Victoria Syphax**
Agency Fiscal Officer

Telephone: 724-5570 office
727-6329 fax

Address: 441 4th Street NW, Suite 1060-Nm
Washington, DC 20001

Agencies/funds also reporting to Agency Fiscal Officer:

- Settlements and Judgments

Office of the Chief Technology Officer (OCTO)

Contact: **Phil Peng**
Agency Fiscal Officer

Telephone: 727-8472 office
727-1216 fax

Address: 441 4th Street NW, Suite 930-S
Washington, DC 20001

(continued)

Office of Contracts and Procurement (OCP)

Contact: **Shilonda Wiggins**
Agency Fiscal Officer

Telephone: 727-6535 office
727-2202 fax

Address: 441 4th Street NW, 890-N
Washington, DC 20001

Agencies/funds also reporting to Agency Fiscal Officer:

- Office of Risk Management
- Office of Employees Appeals
- Office on Aging
- Advisory Neighborhood Commission
- Disability Compensation Fund
- Medical Liability Captive Insurance Agency

Executive Office of the Mayor (EOM)

Contact: **James Hurley**
Agency Fiscal Officer

Telephone: 727-3605 office
727-2202 fax

Address: 441 4th Street NW, Suite 890-N
Washington, DC 20001

Agencies/funds also reporting to Agency Fiscal Officer:

- Department of Human Resources
- Contract Appeals Board
- Office of Veteran Affairs
- Council of the District of Columbia
- DC Board of Ethics, Government and Accountability
- Office of Cable Television
- Asian & Pacific Islander Affairs
- Office of Campaign Finance
- Office of the Mayor

Office of the City Administrator (OCA)

Contact: **Paul Blake**
Agency Fiscal Officer

Telephone: 727-9833 office
727-2202 fax

Address: 441 4th Street NW, Suite 890-N
Washington, DC 20001

Agencies/funds also reporting to Agency Fiscal Officer:

- Office of the Secretary
- Board of Elections
- Public Employee Relations Board
- Office of City Administrator
- Contract Appeals Board

(continued)

D.C. Public Library (DCPL)

Contact: **Tammie Robinson**
Agency Fiscal Officer

Telephone: 727-5520 office
727-4725 fax

Address: 901 G Street, NW
Suite 441
Washington, DC 20001

Department of General Services (DGS)

Contact: **Massimo Marchiori**
Agency Fiscal Officer

Telephone: 698-7476 office
442-9506 fax

Address: 2000 14th Street, NW
5th Floor
Washington, DC 20009

Office of Finance and Resource Management (OFRM)

Contact: **Curtis Lewis**
Agency Fiscal Officer

Telephone: 671-1603 office
671-2930 fax

Address: 441 4th Street NW
Suite 890-N
Washington, DC 20001

Agencies/funds also reporting to Agency Fiscal Officer:

- Wilson Building Fund
- Office of Latino Affairs
- Department General Services – Fixed Cost

(continued)

Department of Employment Services (DOES)

Contact: **Natalie Mayers**
Agency Fiscal Officer

Telephone: 727-5145 office
727-2202 fax

Address: 4058 Minnesota Avenue, NE
Suite 5700
Washington, DC 20019

Agencies/funds also reporting to Agency Fiscal Officer:

- Unemployment Compensation Fund
- Unemployment Compensation Trust Fund

Key Staff: (** indicates interim or acting appointments*)

Senior Manager

Bryan Goodluck

671-1546

GOVERNMENT SERVICES

Contact: **George Dines**
Associate Chief Financial Officer

Telephone: 671-2201 office
671-0626 fax

Address: 2000 14th Street NW
6th floor
Washington, DC 20009

Assistant: Lisa W. Smith (671-2551)

Key Staff:

Budget Director	Ulysses Glen	671-2414
Chief, Management Operations	Hillary Ferguson	671-2366
Controller	Ginny Brant	671-1561

Agencies/Funds Reporting to ACFO:

- School Transit Subsidy
- Storm Water
- Washington Aqueduct
- Washington Metropolitan Area Transit Commission

Agency Fiscal Officers in this Cluster:

District Department of the Environment (DDOE)

Contact: **Robert Jose**
Agency Fiscal Officer

Telephone: 535-2512 office
535-2881 fax

Address: 1200 1st Street NE
7th floor
Washington, DC 20002

Key Staff:

Budget Officer	Meg Moga	673-6710
----------------	----------	----------

(continued)

Department of Motor Vehicles (DMV)

Contact: **Kimberly Borges**
Agency Fiscal Officer

Telephone: 729-7010 office
729-7152 fax

Address: 95 M Street SW
Washington, DC 20024

Department of Public Works (DPW)

Contact: **Perry Fitzpatrick**
Agency Fiscal Officer

Telephone: 671-2111 office
671-1760 fax

Address: 2000 14th Street NW
6th floor
Washington, DC 20009

Department of Transportation (DOT)

Contact: **Calvin Skinner**
Agency Fiscal Officer

Telephone: 671-1374 office
671-0661 fax

Address: 55 M Street, SE
7th floor
Washington, DC 20024

Key Staff:

Budget Officer	Kathryn Valentine	671-2522
Budget Officer	Angela Gray	671-2733
Budget Officer	Tracey Medley	671-1562

HUMAN SUPPORT SERVICES

Contact: **Delicia Moore**
Associate Chief Financial Officer

Telephone: 671-4220 office
671-4203 fax

Address: 64 New York Avenue, NE
4th floor
Washington, DC 20002

Assistant: Airka Moore (671-4215)

Key Staff:

Budget Director	Vernessa Thompson	671-4217
Chief, Management Operations	Mike Richard	671-4214
Controller	Morris Thorpe	671-4466
Special Assistant	Deloras Millhouse	671-4722

Agencies/Funds Reporting to ACF

- Children and Youth Investment Fund
- Office of Human Rights
- Medicaid Reserve

Agency Fiscal Officers in this Cluster:

Child and Family Services Agency (CFSA)

Contact: **Justin Kopca**
Agency Fiscal Officer

Telephone: 727-7676 office
727-6033 fax

Address: 200 I Street, NW
Washington, DC 20002

Assistant: Gloria Yates (727-7383)

Key Staff:

Budget Officer	vacant	727-7475
----------------	--------	----------

(continued)

Department of Disabilities Services / Office of Disability Rights (DDS/ODR)

Contact: **Delicia Moore**
Agency Fiscal Officer

Telephone: 730-1551 office
730-1811 fax

Address: 1125 15th Street, NW
4th Floor
Washington, DC 20005

Assistant: Airka Moore (730-1561)

Key Staff:

Budget Officer	Janice Walker	730-1567
----------------	---------------	----------

Department of Health (DOH)

Contact: **Adreana Deane**
Interim, Agency Fiscal Officer

Telephone: 442-9222 office
442-4811 fax

Address: 899 North Capitol Street, NE
9th Floor
Washington, DC 20002

Assistant: Milena Acevedo (442-9108)

Key Staff:

Accounting Officer	Joseph Schmitz	442-9229
Budget Officer	Adreana Deane	442-9222

Department of Healthcare Finance (DHCF)

Contact: **Darrin Shaffer**
Agency Fiscal Officer

Telephone: 442-9079 office
478-1373 fax

Address: 441 4th Street, NW, 9th Floor
Washington, DC 20001

Assistant: Kim Lorick (442-9118)

Key Staff:

Accounting Officer	Thomas Kennedy	442-9232
Budget Officer	vacant	442-9061

(continued)

Department of Human Services (DHS)

Contact: **Hayden Bernard**
Agency Fiscal Officer

Telephone: 671-4242 office
671-4201 fax

Address: 64 New York Avenue, NE
6th floor
Washington, DC 20002

Assistant: Christina Lyon (671-4490)

Key Staff:

Budget Officer	Dionne Rutherford-Felix	671-4242
Accounting Officer	Vacant	671-4231

Department of Mental Health (DMH)

Contact: **Joyce Jeter**
Agency Fiscal Officer

Telephone: 671-3168 office
671-2981 fax

Address: 64 New York Avenue, NE, 2nd floor
Washington, DC 20002

Assistant: Laquita Howard (671-2913)

Key Staff:

Budget Officer	Anthony Jefferson	671-3393
Supervisory Accountant	Kelvin Esters	671-4212
Acct. Payable Manager	Catrina Alston	671-4270

Department of Parks and Recreation (DPR)

Contact: **Marjorie Edmunds**
Agency Fiscal Officer

Telephone: 673-2032 office
673-4358 fax

Address: 1250 U Street, NW
2nd Floor
Washington, DC 20010

Key Staff:

Budget Officer	Lorraine Coleman-Williams	673-7652
----------------	---------------------------	----------

(continued)

Department of Youth Rehabilitation Services (DYRS)

Contact: **Janine Fletcher**
Agency Fiscal Officer

Telephone: 202-727-1721 office
240-727-9934 fax

Address: 1000 Mt. Olivet Road, NE, 3rd Floor
Washington, DC 20002

Key Staff:

Senior Budget Analyst	Deon Bowes	299-5675
-----------------------	------------	----------

Health Benefits Exchange Authority (HBX)

Contact: Keith Fletcher
Agency CFO

Telephone: 741-0930 Office
741-1658 Fax

Address: 1225 Eye Street, NW, Suite400
Washington, DC

Key Staff:

Budget Officer	Jilu Lenji	741-8868
Accounting Officer	Sam Ince	741-0943

PUBLIC SAFETY AND JUSTICE

Contact: **Angelique Hayes**
Associate Chief Financial Officer

Telephone: 673-3347 office
673-3332 fax

Address: 1100 4th Street, SW
Suite 730E
Washington, DC 20024

Assistant: Milissa Penn (673-3347)

Key Staff:

Budget Director	Shelly Graham	673-3374
Controller	Loretta Walker	727-4317
Chief, Management Operations	Sharon Gilchrist	673-3340

Agencies/Funds Reporting to ACFO:

- Office of Police Complaint
- Judicial Nominations Commission
- Commission on Judicial Disabilities and Tenure

Agency Fiscal Officers in this Cluster:

Department of Corrections (DOC)

Contact: **Antionette Hudson-Beckham**
Agency Fiscal Officer

Telephone: 671-3030 office
671-3274 fax

Address: 2000 14th Street, NW
7th Floor
Washington, DC 20009

Agencies/funds also reporting to Agency Fiscal Officer:

- Corrections Information Council
- Office of Victim Services
- Justice Grants Administration

(continued)

Fire and Emergency Medical Services Department (FEMS)

Contact: **Daryl Staats**
Agency Fiscal Officer

Telephone: 673-3343 office
Address: 2000 14th Street, NW
Room 414
Washington, DC 20009

Agencies/funds also reporting to Agency Fiscal Officer:

- Advisory Commission on Sentencing
- Office of Administrative Hearings

Metropolitan Police Department (MPD)

Contact: **Leroy Clay**
Agency Fiscal Officer

Telephone: 727-4317 office
727-4320 fax
Address: 300 Indiana Avenue, NW
Room 4136
Washington, DC 20001

Assistant: Gloria Herron (727-4317)

Agencies/funds also reporting to Agency Fiscal Officer:

- Criminal Justice Coordinating Council

Key Staff:

Budget Officer	Dan Proudfoot	727-1636
----------------	---------------	----------

Office of the Chief Medical Examiner (OCME)

Contact: **Leautry Dixon**
Agency Fiscal Officer

Telephone: 202-673-3338 office
Address: 401 E Street, SW
Washington, DC 20024

Agencies/funds also reporting to Agency Fiscal Officer:

- Department of Forensic Science

(continued)

D.C. Homeland Security & Emergency Management Agency (HSEMA)

Contact: **John Nitz**
 Agency Fiscal Officer

Telephone: 202-442-8308 office
 202-673-3332 fax

Address: 1100 4th Street, SW
 Suite 730E
 Washington, DC 20024

Agencies/funds also reporting to Agency Fiscal Officer:

- D.C. National Guard

Office of Unified Communications (OUC)

Contact: **Ashraf El-Khatib**
 Agency Fiscal Officer

Telephone: 202-730-0519 office
 202-715-7572 fax

Address: 2720 Martin Luther King Jr. Avenue SE
 2nd Floor
 Washington, DC 20032

Education

District of Columbia Public Schools (DCPS)

Contact: **Deloras Shepherd**
Associate Chief Financial Officer
Telephone: 442-6078 office
299-2174 fax
Address: 1200 First Street, NE
11th Floor
Washington, DC 20002
Assistant: Rae Smith (741-0620)

Key Staff:

AFO	Vacant	
Office Manager	Tiesha Henson	442-5252
Budget Officer	Donald Sink	442-5249
Budget Officer	Seema Taneja	442-5293
Controller	Munetsi Musara	442-5280
Budget Director	Romaneir Johnson	442-5288
Accounts Payable Supervisor	Anetria Smart	741-0633
Accounting Officer	Leslie West	442-5296
Payroll Supervisor	Glendell Bailey	442-5333
Chief Mgt. Operations Officer	Kayleen Irizarry	741-0631

Key Function:

1. The Office of the Chief Financial Officer for DCPS works to enhance the fiscal and financial stability and accountability of D.C. Public Schools, by preparing, monitoring, analyzing, and overseeing budget and accounting operations, implementing best practices related to financial management and school budgeting.

Office of the State Superintendent of Education (OSSE)

Contact: **Munetsi Musara (interim)**
Agency Fiscal Officer
Telephone: 727-3450 office
724-7664 fax
Address: 810 1st Street
4th Floor
Washington, DC 20001
Assistant: Laquaina Washington (727-4565)

Key Staff:

Accounting Officer	Alemayehu Awas	442-6143
Interim Budget Officer	Romaneir Johnson	727-6823

University of the District of Columbia (UDC)

Contact: **Donald Rickford**
Chief Financial Officer

Telephone: 274-5415 office
274-5611 fax

E-mail: donald.rickford@udc.edu
Address: 4200 Connecticut Avenue, NW
Building 39, Room 234
Washington, DC 20009

Assistant: Corrie Welch (274-5203)

Key Staff: (** indicates interim or acting appointments*)

Special Assistant	Paris Saunders	274-6168
Budget Officer	David Franklin	274-5706
Director, Student Account	David Garnet	274-5838

DC Charter School Board (DCCSB)

Contact: **Alonso Montalvo**
Agency Financial Officer

Telephone: 328-2660 office
328-2661 fax

E-mail: alonso.montalvo@dc.gov
Address: 3333 14th Street, NW
Suite 210
Washington, DC 20010

CHIEF FINANCIAL OFFICERS FOR INDEPENDENT AGENCIES

Chief financial officers for the following agencies report directly to the District's Chief Financial Officer:

D.C. Lottery & Charitable Games Control Board

Contact: **Buddy Roogow**
Executive Director

Telephone: 645-8010 office
645-3683 fax

Address: 2235 Shannon Place, SE
5th floor
Washington, DC 20020

Assistant: Keona Ellerbe (645-8010)

Key Staff:

Chief Operating Officer	Tracey Cohen	645-8970
Agency Fiscal Officer	Craig Lindsey	645-8064
Chief Counsel	Ridgely Bennett	645-8031

EventsDC

Contact: **Henry Mosley**
Agency Chief Financial Officer

Telephone: 249-3053 Office
249-3113 fax

email: hmosley@eventsdc.com

Address: 801 Mount Vernon Place, NW
Washington, DC 20001

Assistant: Shea Jones (249-3008)

Not-for-Profit Hospital Corporation

Contact: **Barbara Roberson** (*interim*)
broberson@united-medicalcenter.com
Agency Chief Financial Officer

Telephone: 574-6008 Office
373-5986 Fax

Address: 1310 Southern Avenue, SE, #2022
Washington, DC 20032

Assistant: Mary Jo Raley (574-6993)
mraley@united-medicalcenter.com

GOVERNMENT OF THE DISTRICT OF COLUMBIA
OFFICE OF THE CHIEF FINANCIAL OFFICER



Table of Contents

1.	Executive Office of the OCFO
2.	➤ Executive Support: Office of Economic Development Finance
3.	➤ Executive Support: Office of General Counsel
4.	➤ Executive Support: Office of Integrity and Oversight
5.	➤ Executive Support: Office of Management and Administration
6.	➤ Executive Support: Office of the Chief Information Officer
7.	➤ Executive Support: Office of the Chief Risk Officer
8.	Office of Budget and Planning
9.	Office of Finance and Treasury
10.	Office of Financial Operations and Systems
11.	Office of Revenue Analysis
12.	Office of Tax and Revenue

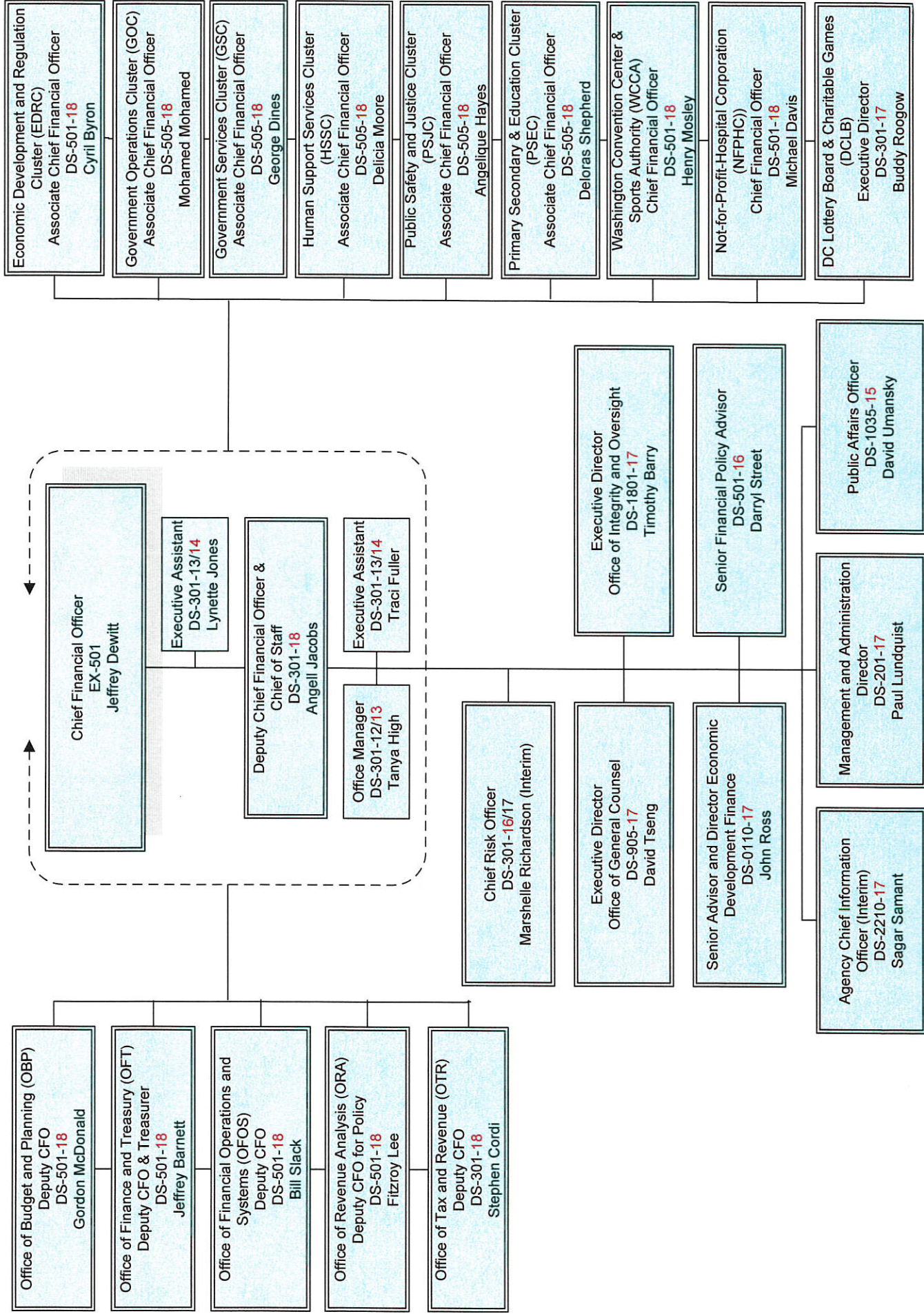
GOVERNMENT OF THE DISTRICT OF COLUMBIA
OFFICE OF THE CHIEF FINANCIAL OFFICER



EXECUTIVE OFFICE OF THE OCFO

The role of and responsibility of the Executive Office of the OCFO is to provide leadership and support to Deputy Chief Financial Officers, Associate Chief Officers, and staff. Additionally, the Executive Office ensures the agency and its partners mobilize all available resources to protect the financial integrity of the government.

OCFO - Executive Office of the Chief Financial Officer



GOVERNMENT OF THE DISTRICT OF COLUMBIA
OFFICE OF THE CHIEF FINANCIAL OFFICER

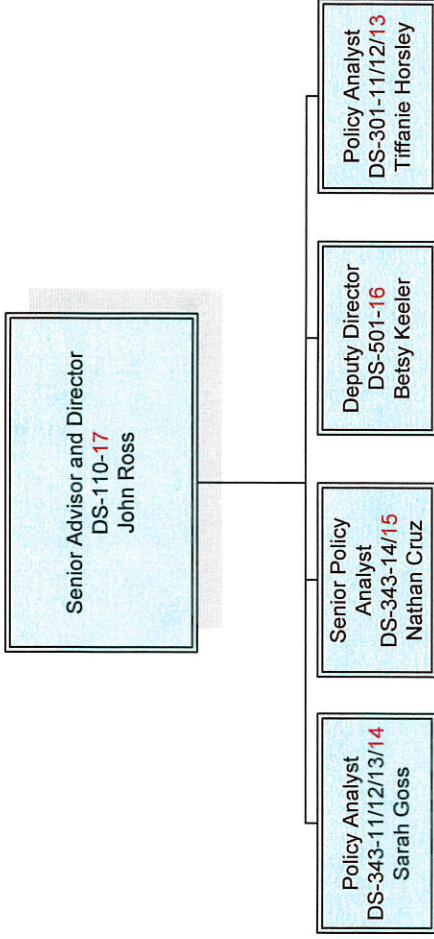


OFFICE OF THE ECONOMIC DEVELOPMENT FINANCE

The role and responsibility of the Office of Economic Development Finance is to:

- Provide sophisticated analysis of fiscal, economic and/or administrative impacts of proposed projects to the CFO, Mayor, Deputy Mayor for Planning and Economic Development and Council so they can appropriately assess economic development initiatives and ensure maximum economic benefit to the District
- Examine the financing of many of the major economic development projects in the District, including the baseball stadium, the convention center headquarters hotel and a number of large-scale mixed use developments
- Advise the CFO on tax-increment-financed and payment-in-lieu-of-taxes financing deals entered into by the District

OCFO - Office of Economic Development Finance (EDF)



GOVERNMENT OF THE DISTRICT OF COLUMBIA
OFFICE OF THE CHIEF FINANCIAL OFFICER

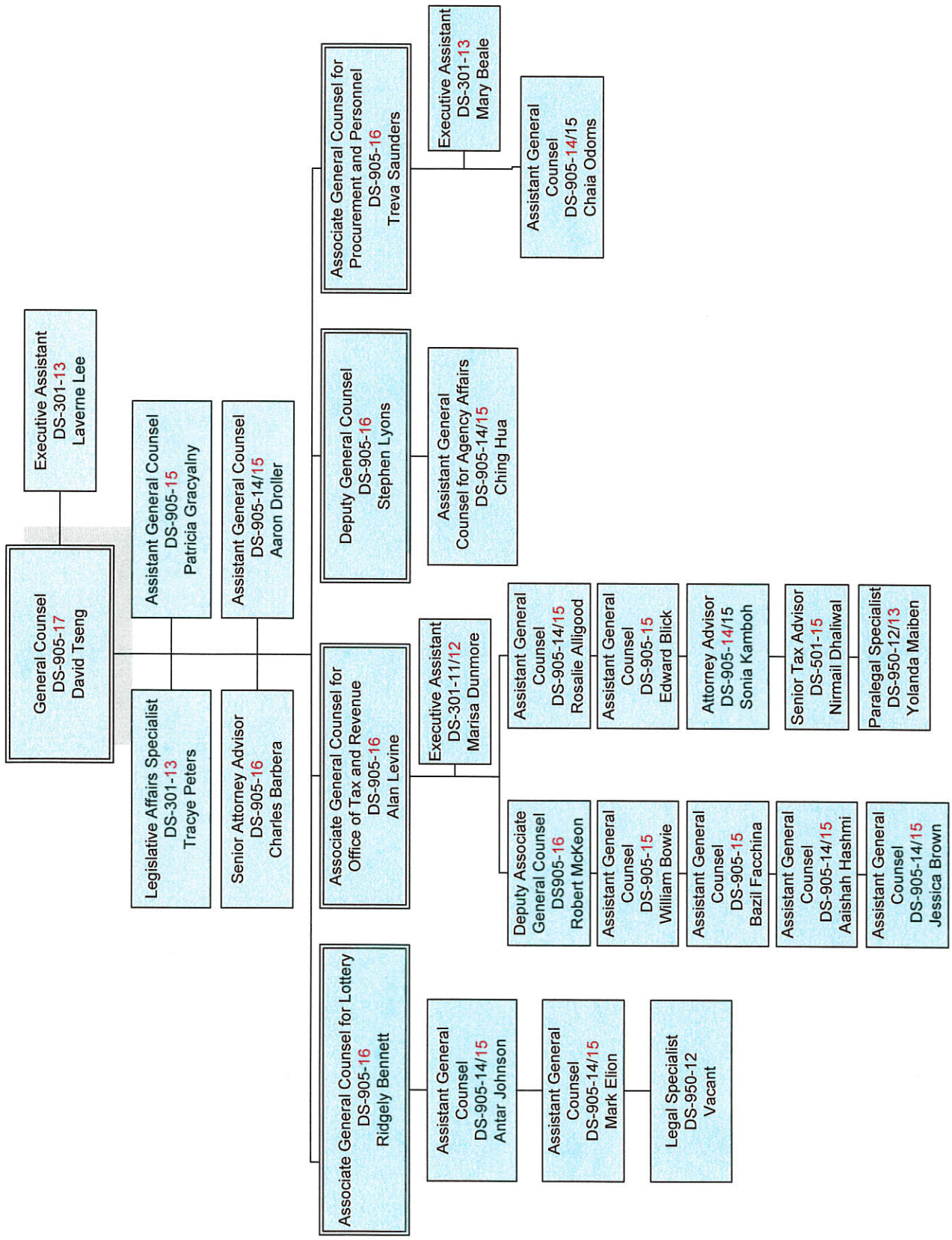


OFFICE OF THE GENERAL COUNSEL

The role and responsibility of the Office of the General Counsel is to:

- Direct the legal resources of the OCFO with respect to Federal and District appropriations, contracting and procurement, and accounting and financial transactions
- Represent the Chief Financial Officer in litigation and in other legal matters in which the CFO is a party or has legal interest
- Supervise and manage outside counsel in all legal matters
- Assure the legal sufficiency of the OCFO's programs and policies

OCFO - Office of General Counsel (OGC)



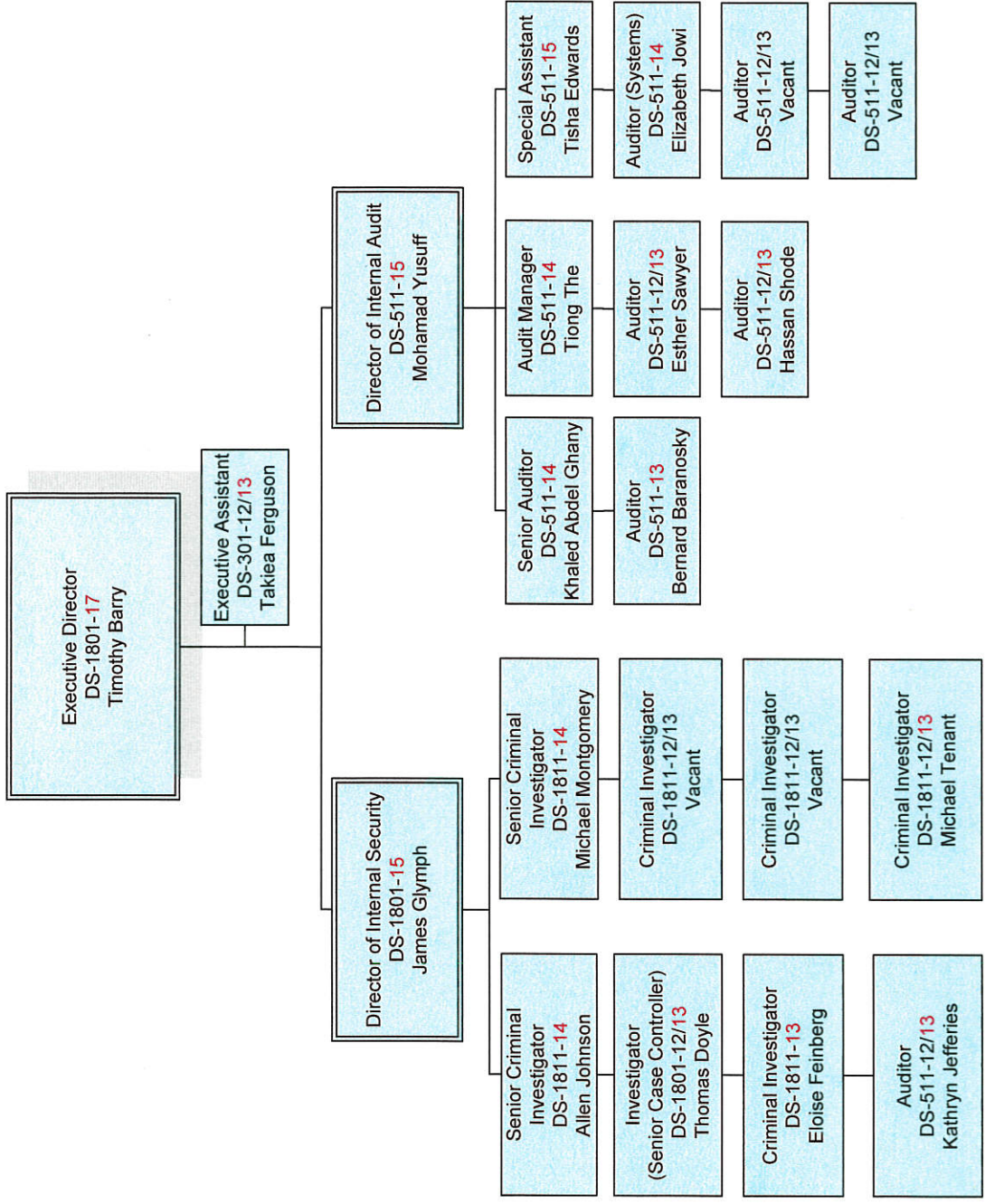
GOVERNMENT OF THE DISTRICT OF COLUMBIA
OFFICE OF THE CHIEF FINANCIAL OFFICER



OFFICE OF INTEGRITY AND OVERSIGHT

The role and responsibility of the Office of Integrity and Oversight is to ensure that accountability, integrity and efficiency are maintained in activities of the OCFO by assisting management with independent and professional audit and investigative products and reports.

OCFO - Office of Integrity and Oversight (OIO)



GOVERNMENT OF THE DISTRICT OF COLUMBIA
OFFICE OF THE CHIEF FINANCIAL OFFICER

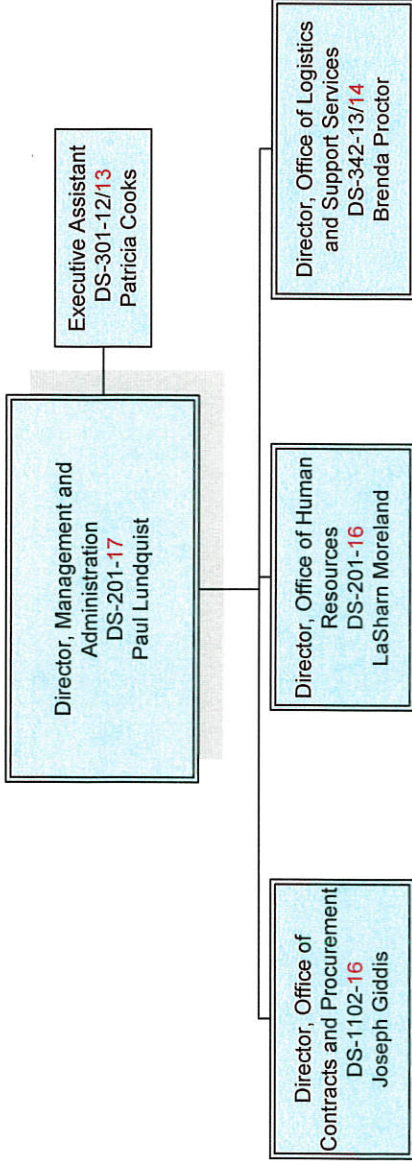


OFFICE OF MANANGMENT AND ADMINISTRATION

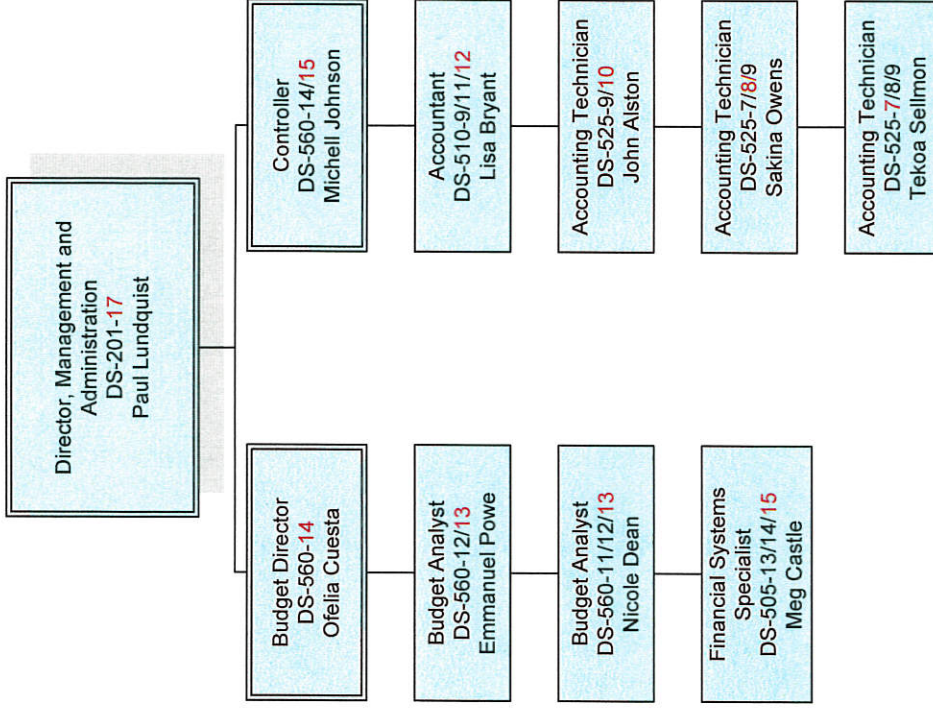
The role and responsibility of the Office of Management and Administration is to:

- Develop and implement annual OCFO budget and financial plans
- Contract for commodities and services in support of the OCFO
- Maintain position and fund controls to assure that agency spending remains within authorized limits; tracks agency spending
- Process agency vendor payments and employee reimbursements
- Recruit personnel for the OCFO and manage OCFO human resource issues
- Link OCFO employees to a variety of educational resources and programs to help them advance academically and professionally
- Administer the Performance Management Program to ensure effective planning, job development, and evaluation of employee job performance within all levels of the OCFO
- Manage agency logistical needs, including space planning, fleet management, mailings, transportation of staff and documents, and building maintenance

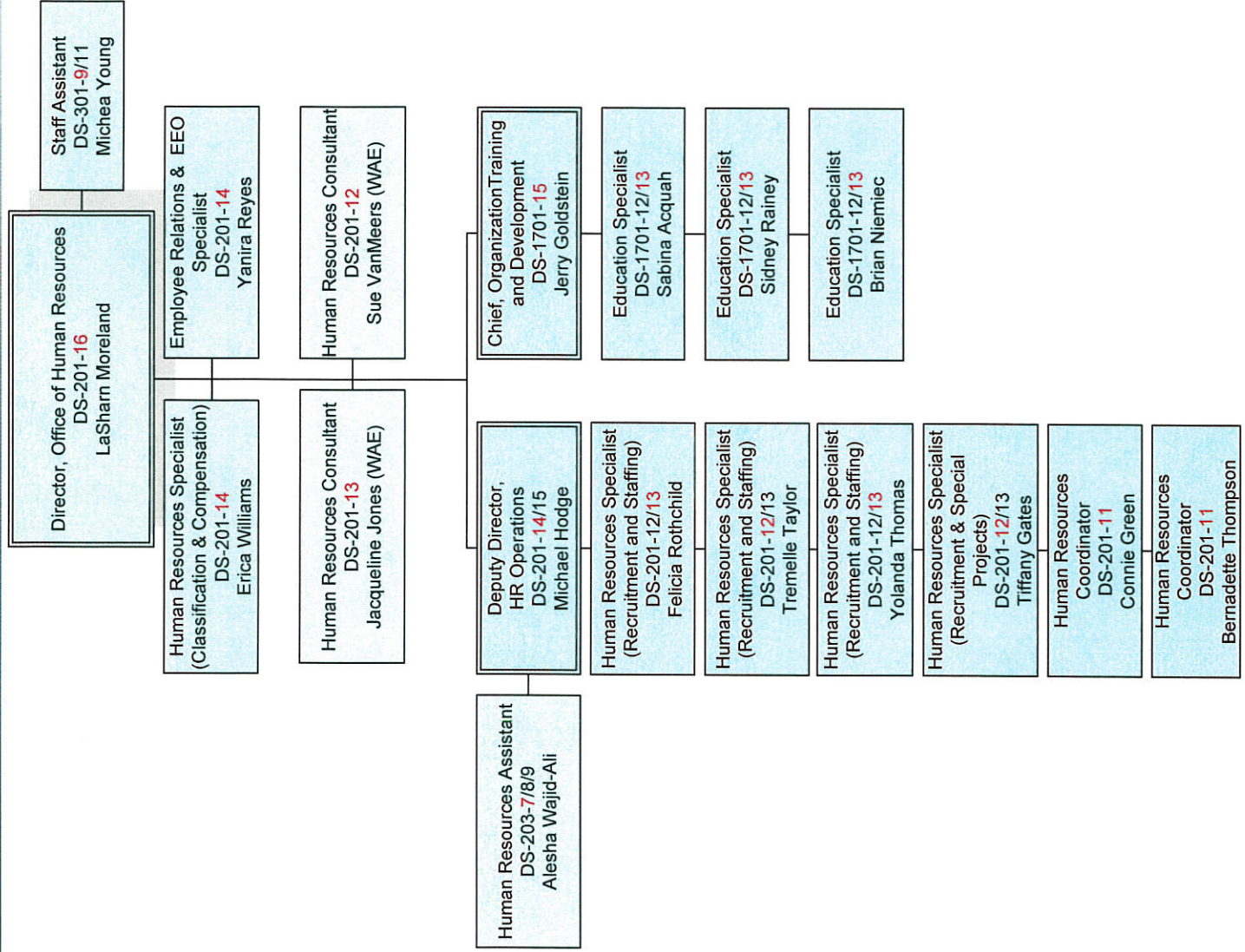
OCFO - Office of Management and Administration Executives (OMA)



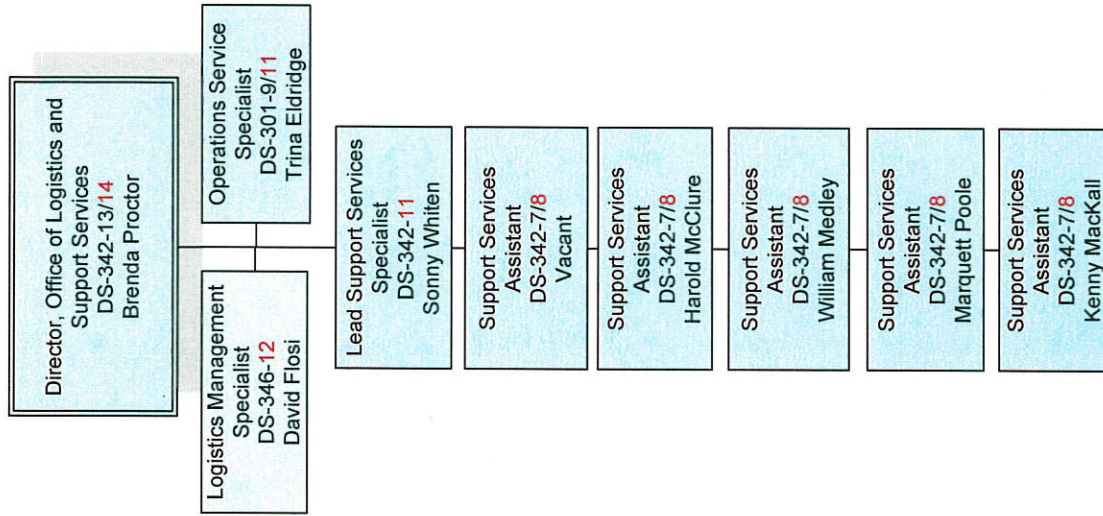
OCFO – Office of Management and Administration (OMA) - Financial Operations



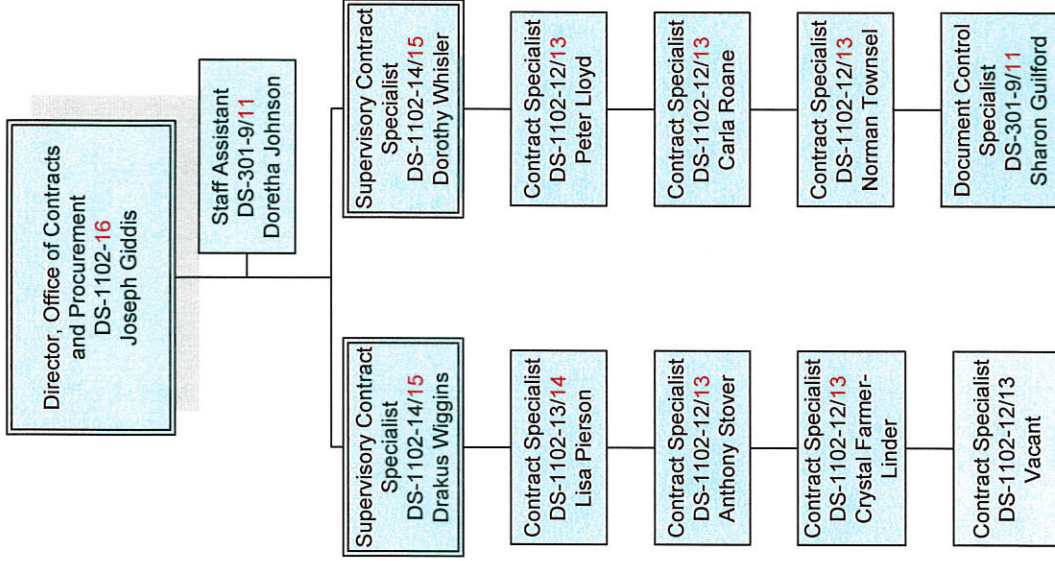
OCFO - Office of Management and Administration (OMA) - Human Resources Division



OCFO - Office of Management and Administration (OMA) - Logistics & Support Services



OCFO - Office of Management and Administration (OMA) – Contracts and Procurement



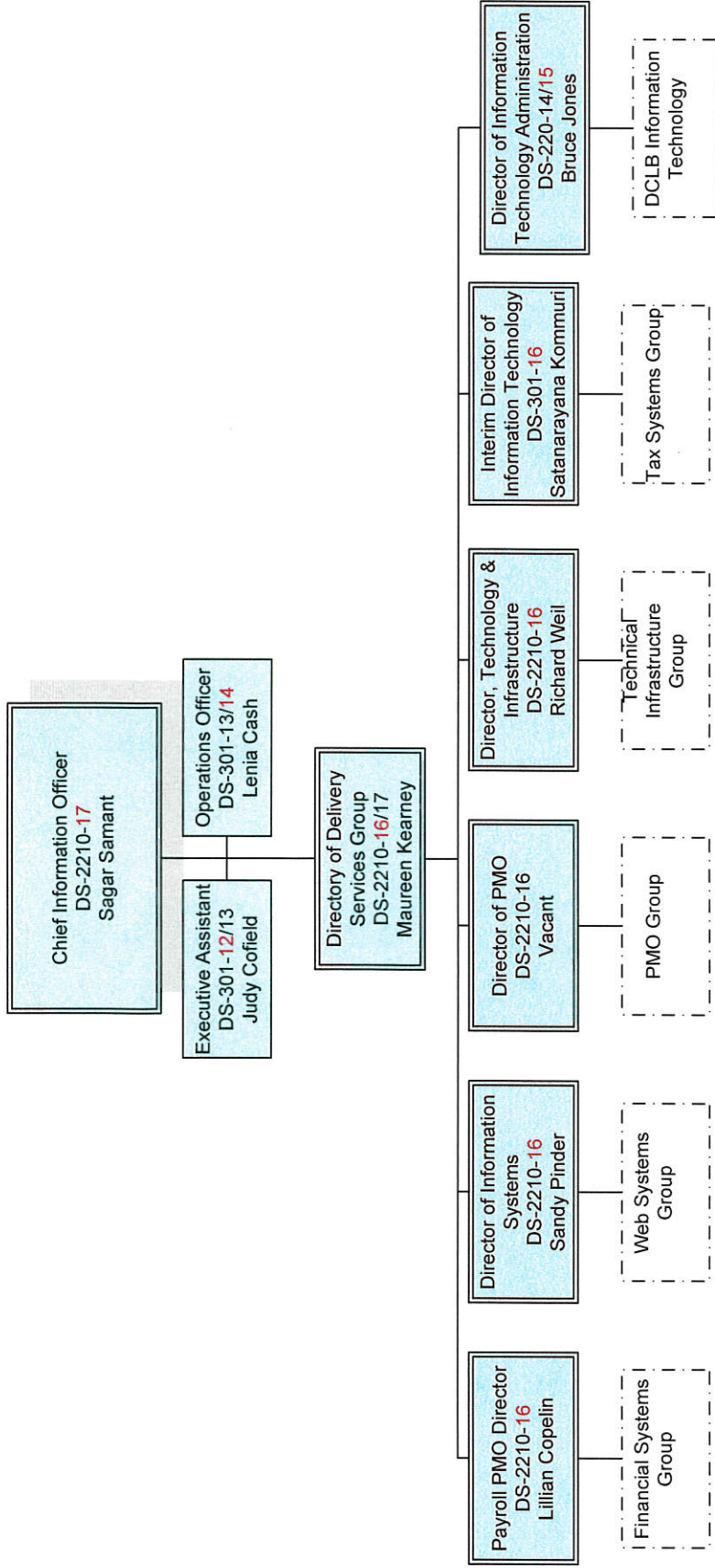
GOVERNMENT OF THE DISTRICT OF COLUMBIA
OFFICE OF THE CHIEF FINANCIAL OFFICER



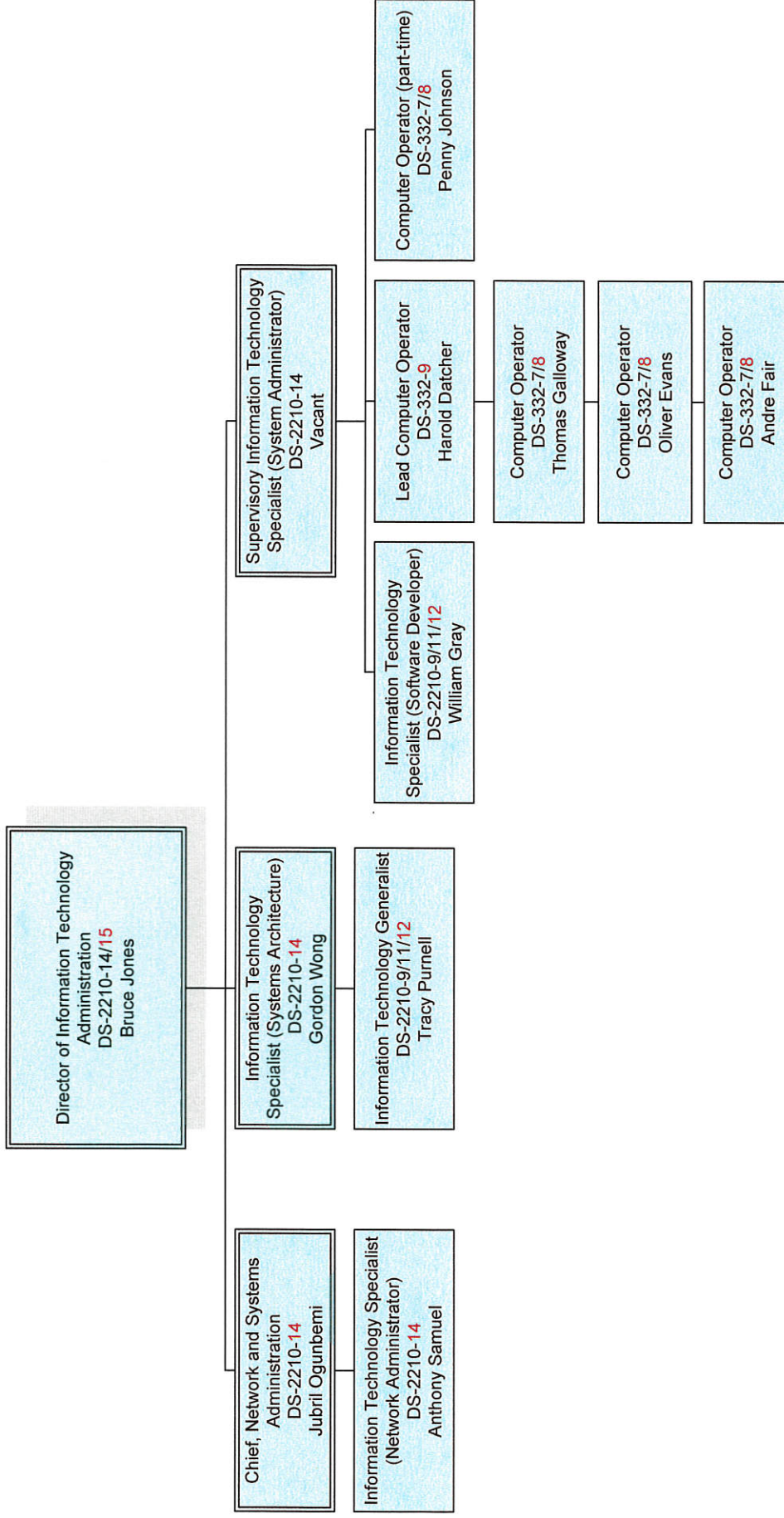
OFFICE OF THE CHIEF INFORMATION OFFICER

The role and responsibility of the Office of the Chief Information Officer is to acquire, enhance and maintain financial systems and tools that help to enforce the financial policies and laws that govern the District and enable timely and accurate reporting of the District's financial status.

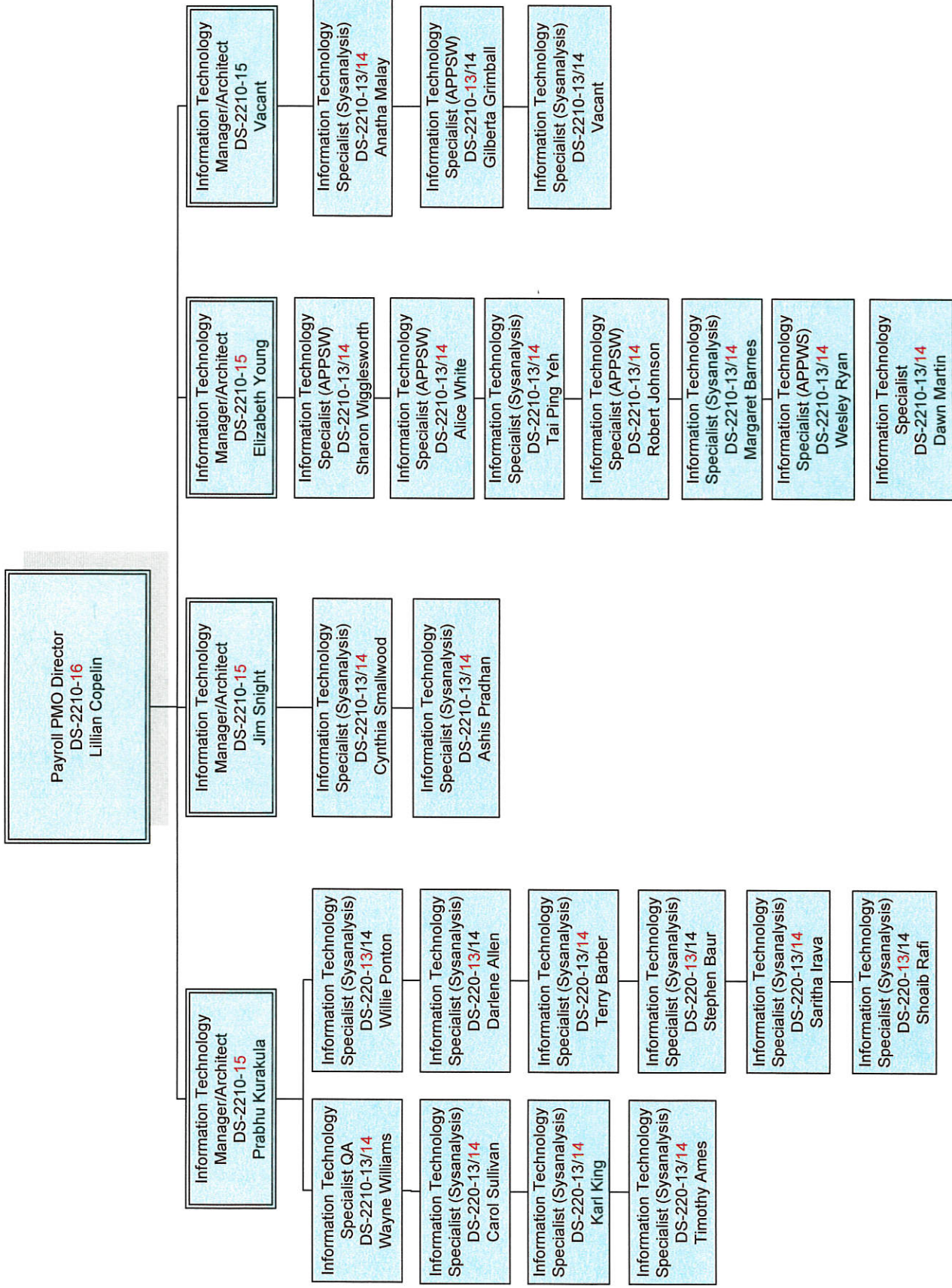
OCFO - Office of the Chief Information Technology Officer (OCIO)



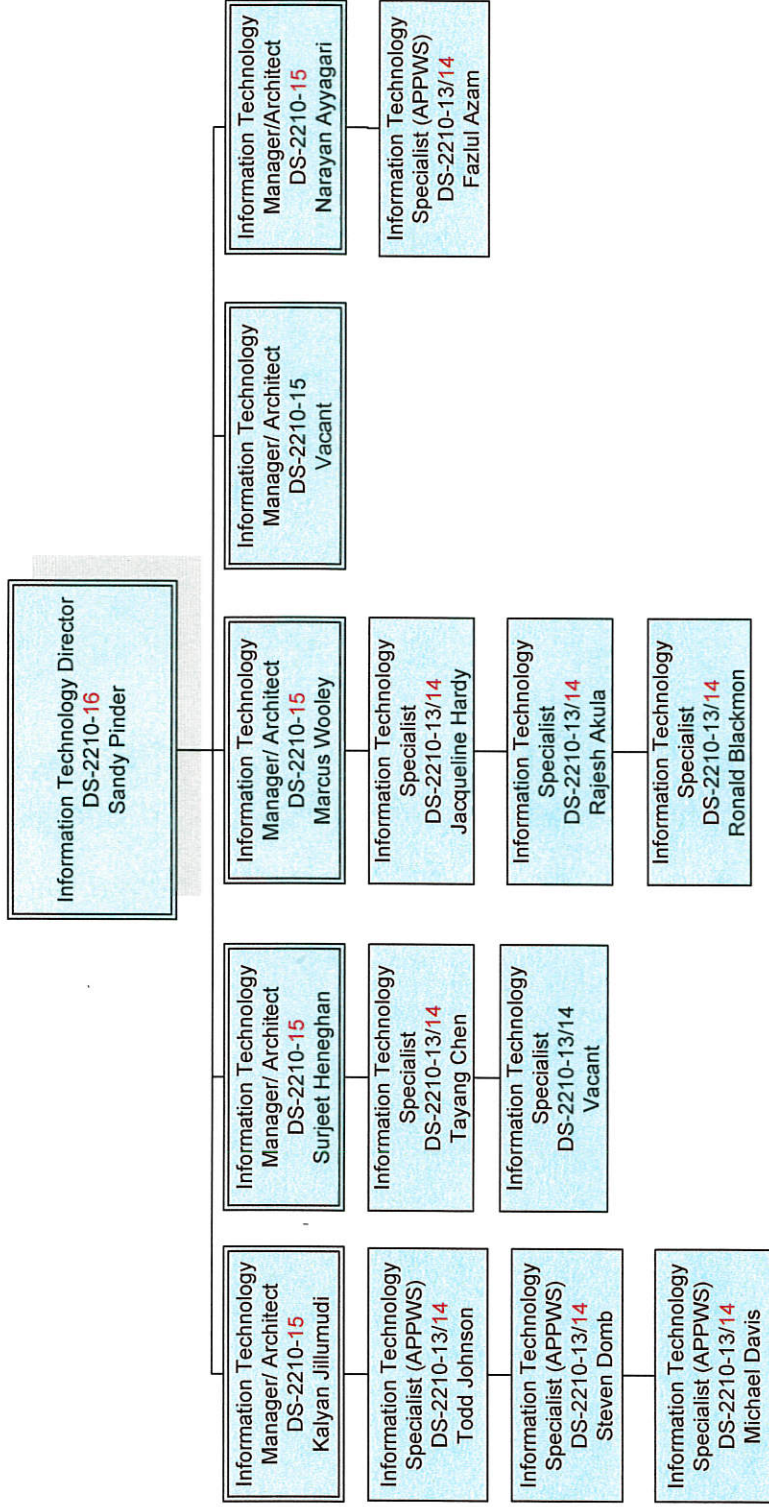
OCFO - Office of the Chief Information Officer (OCIO) – DC Lottery Board



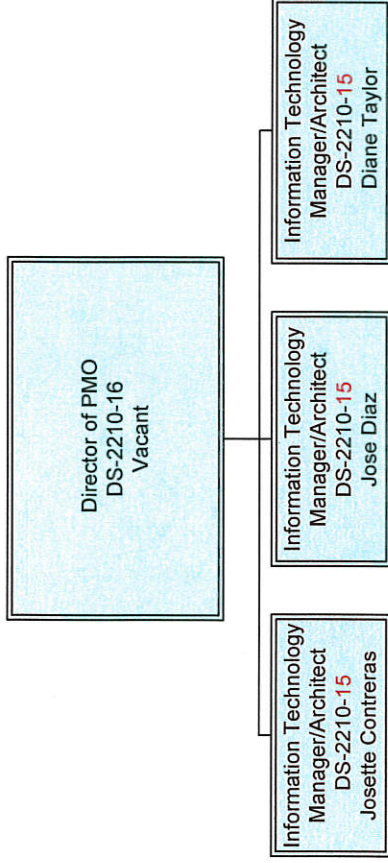
OCFO - Office of the Chief Information Office (OCIO) - Financial Systems Group



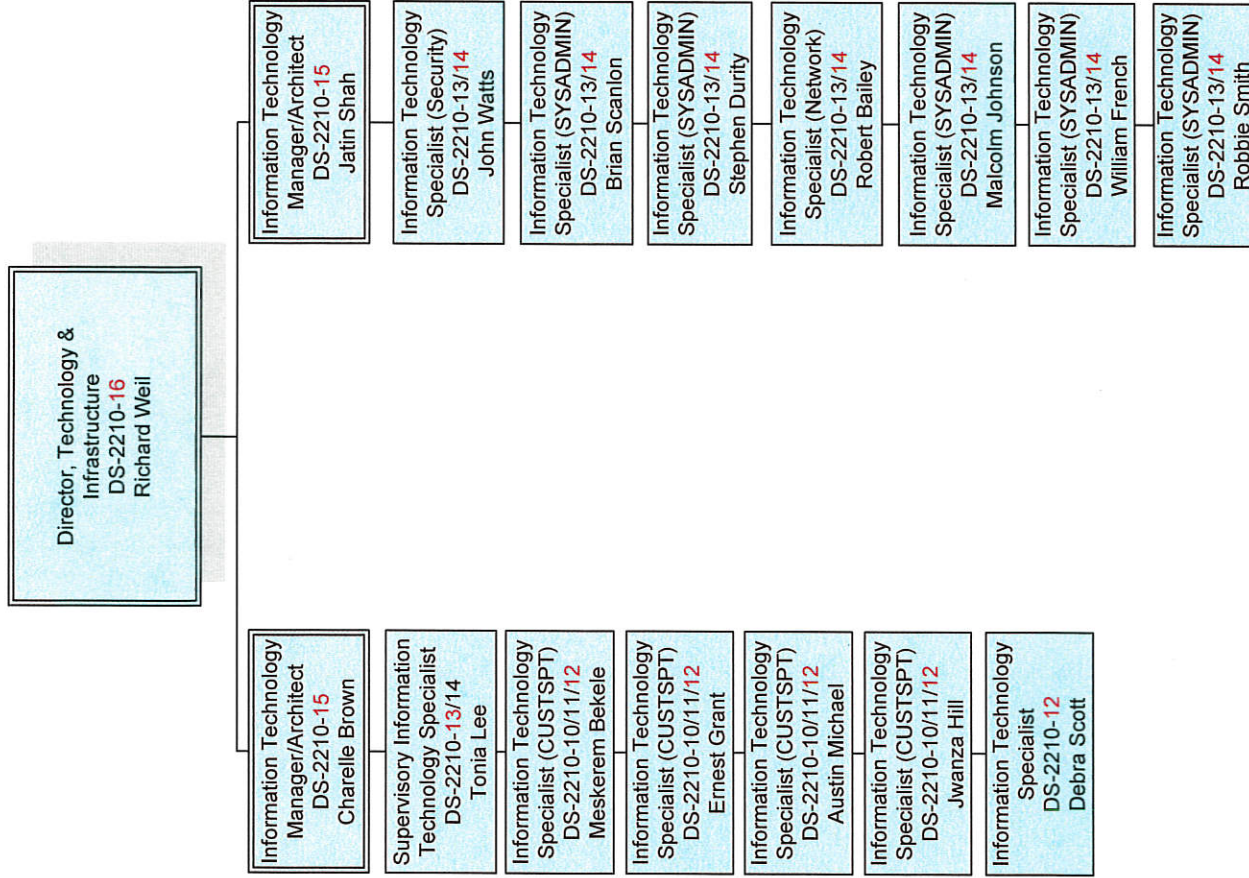
OCFO - Office of the Chief Information Officer (OCIO) - Web Systems Group



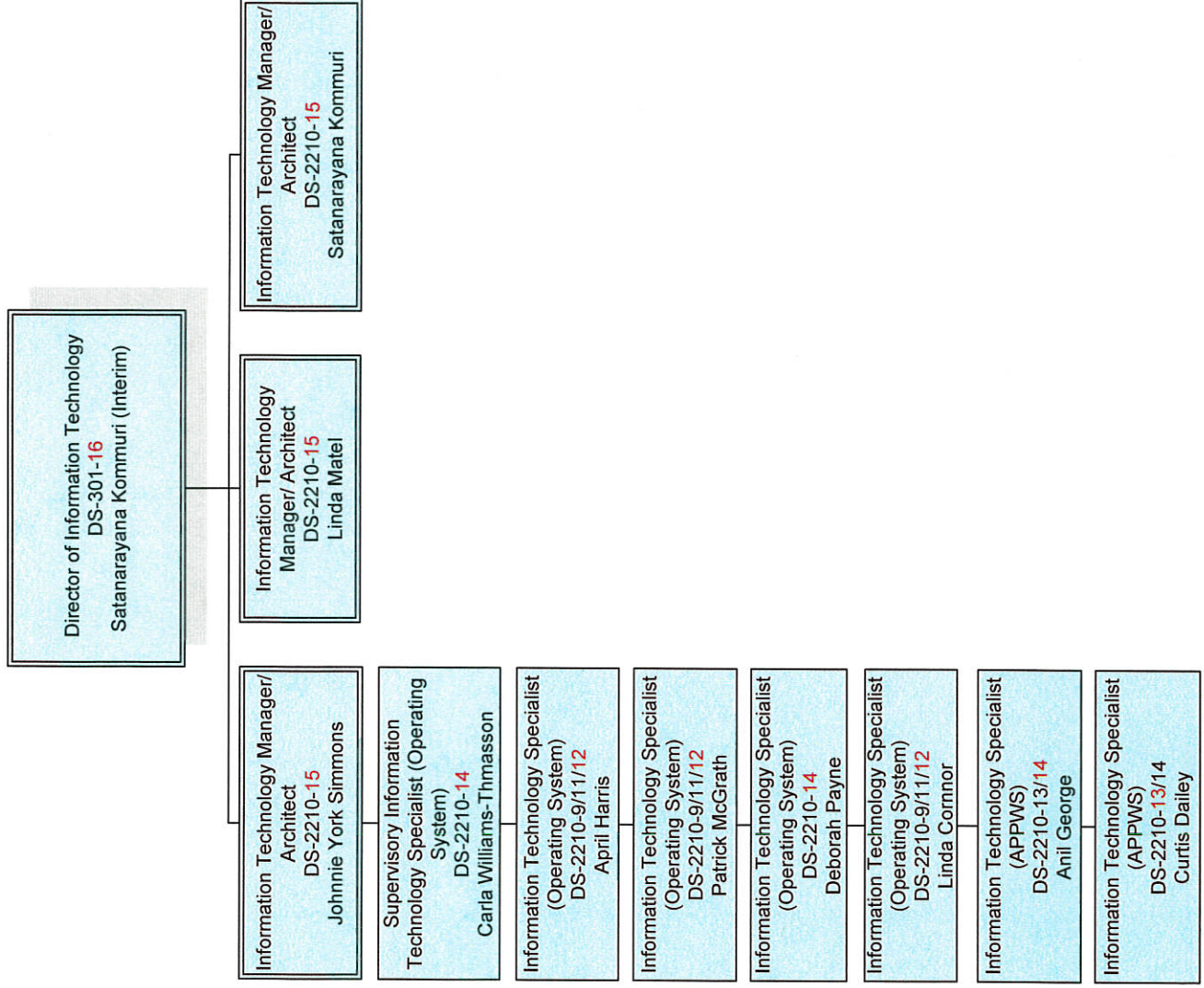
OCFO - Office of the Chief Information Officer (OCIO) - PMO Group



OCFO - Office of the Chief Information Officer (OCIO) - Technical Infrastructure Group



OCFO - Office of the Chief Information Officer (OCIO) - Tax Systems



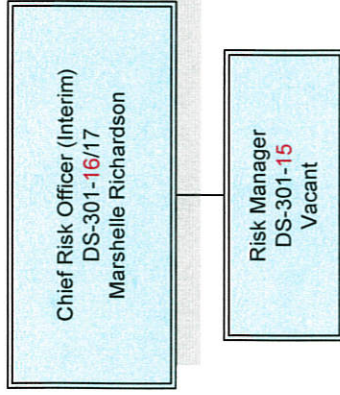
GOVERNMENT OF THE DISTRICT OF COLUMBIA
OFFICE OF THE CHIEF FINANCIAL OFFICER



OFFICE OF THE CHIEF RISK OFFICER

The role and responsibility of the Office of the Chief Risk Officer is to identify, assess, report, monitor and mitigate key strategic, operational, reputational, financial and technological risks within the OCFO. Additionally, the unit establishes and institutionalizes an integrated risk management framework.

OCFO - Office of the Chief Risk Officer



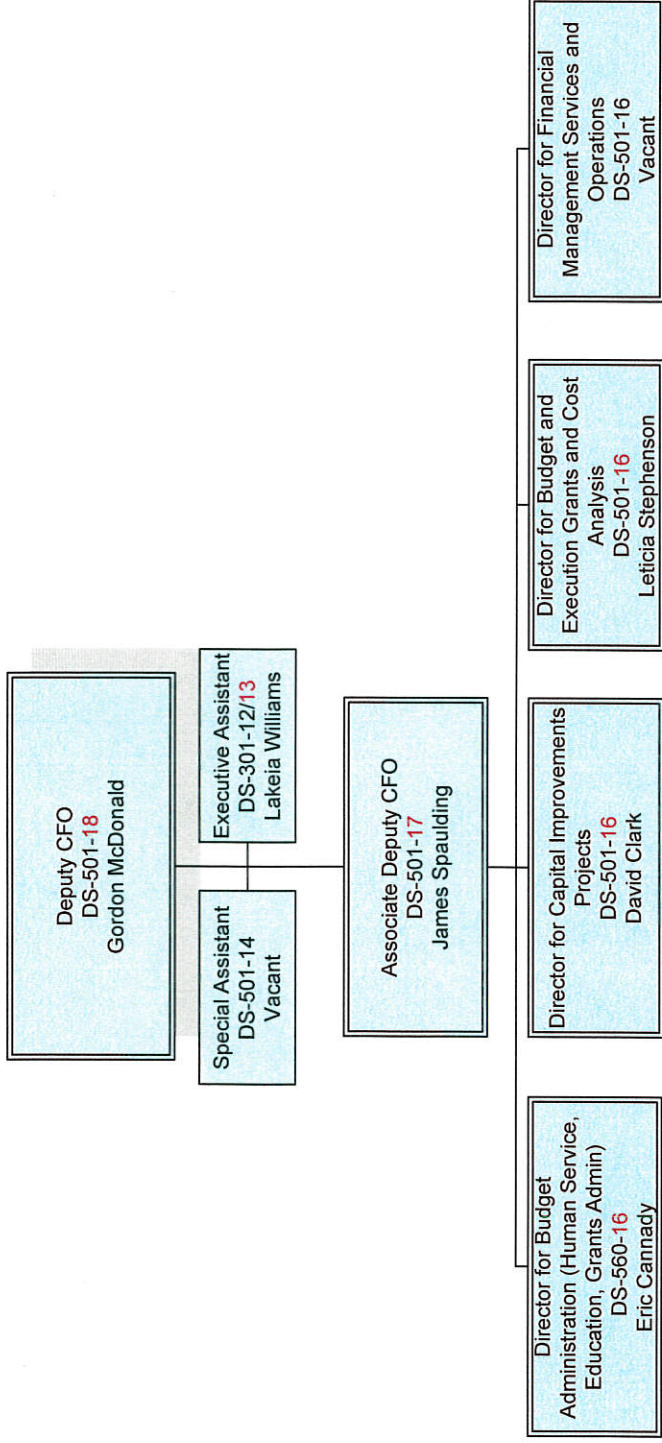
GOVERNMENT OF THE DISTRICT OF COLUMBIA
OFFICE OF THE CHIEF FINANCIAL OFFICER



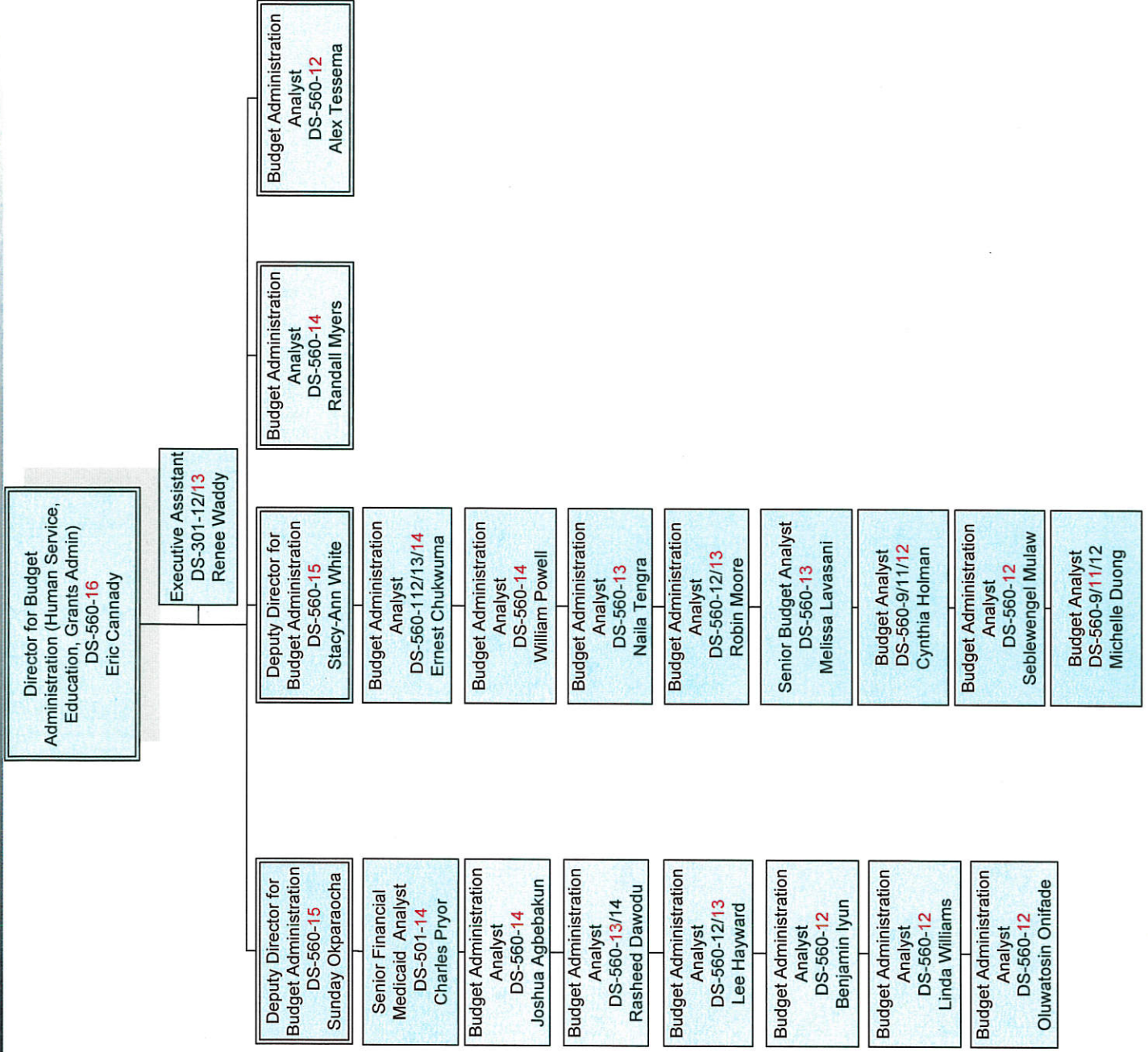
OFFICE OF BUDGET AND PLANNING

The role and responsibility of the Office of Budget and Planning is to prepare, monitor, analyze, and execute the District's budget, including operating, capital and enterprise funds, in a manner that ensures fiscal integrity and maximizes services to taxpayers.

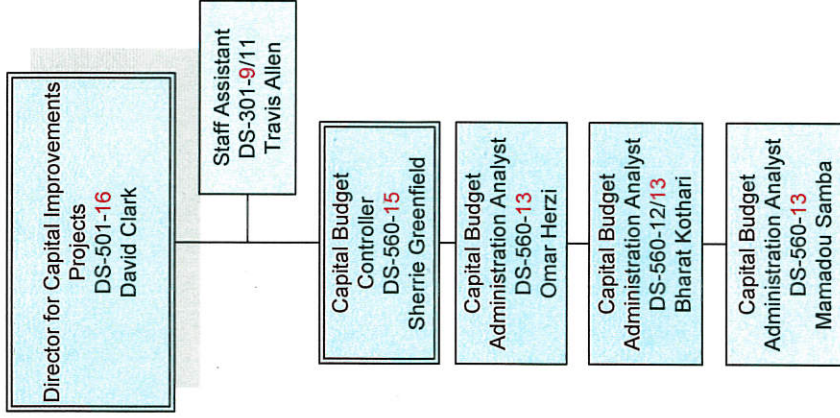
OCFO - Office of Budget and Planning (OBP)




OCFO -Office of Budget and Planning – Budget Administration



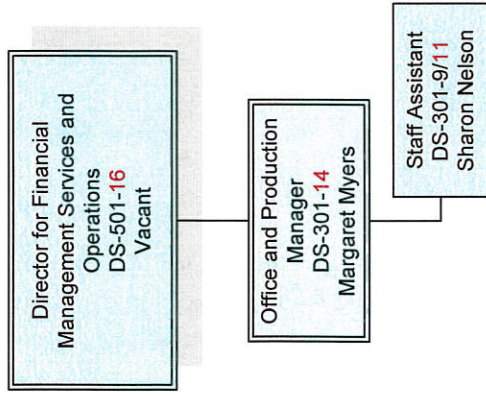
OCFO - Office of Budget and Planning – Capitol Improvement



OCFO - Office of Budget and Planning – Budget and Execution



OCFO - Office of Budget and Planning – Financial management Services and Operations



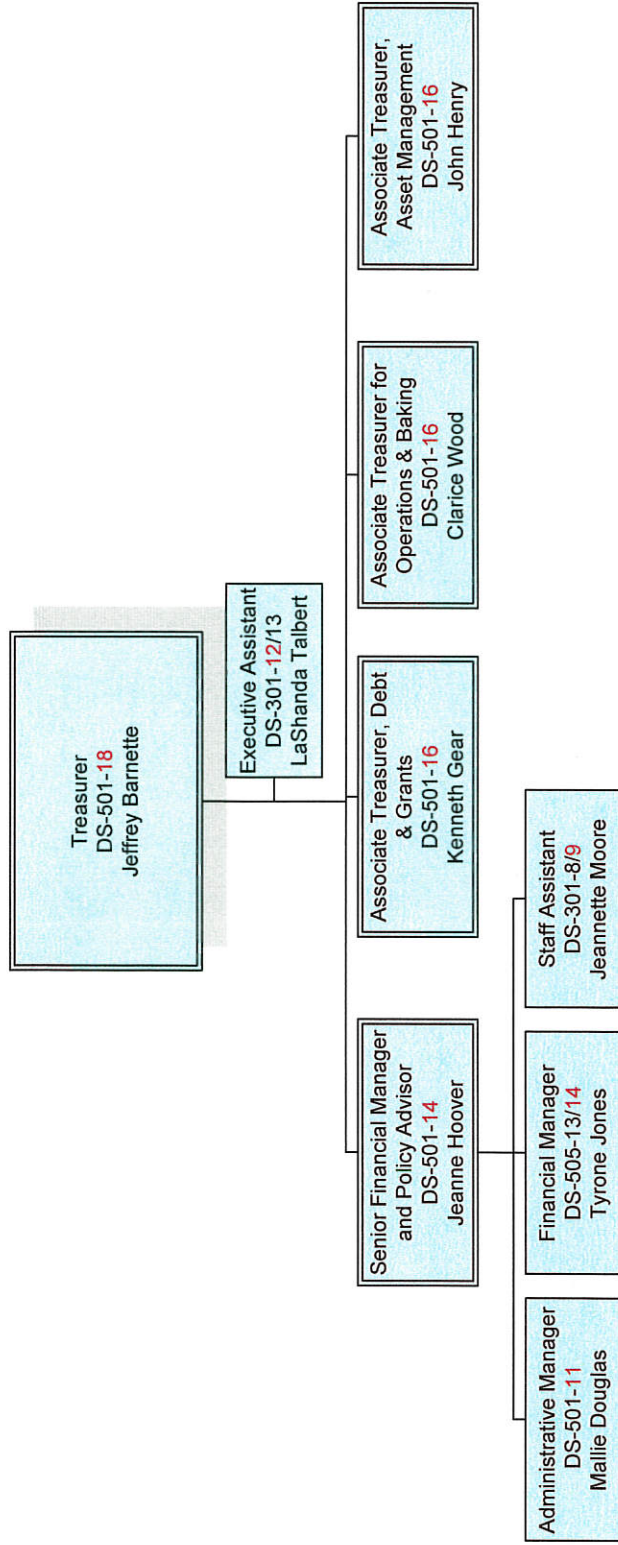
GOVERNMENT OF THE DISTRICT OF COLUMBIA
OFFICE OF THE CHIEF FINANCIAL OFFICER



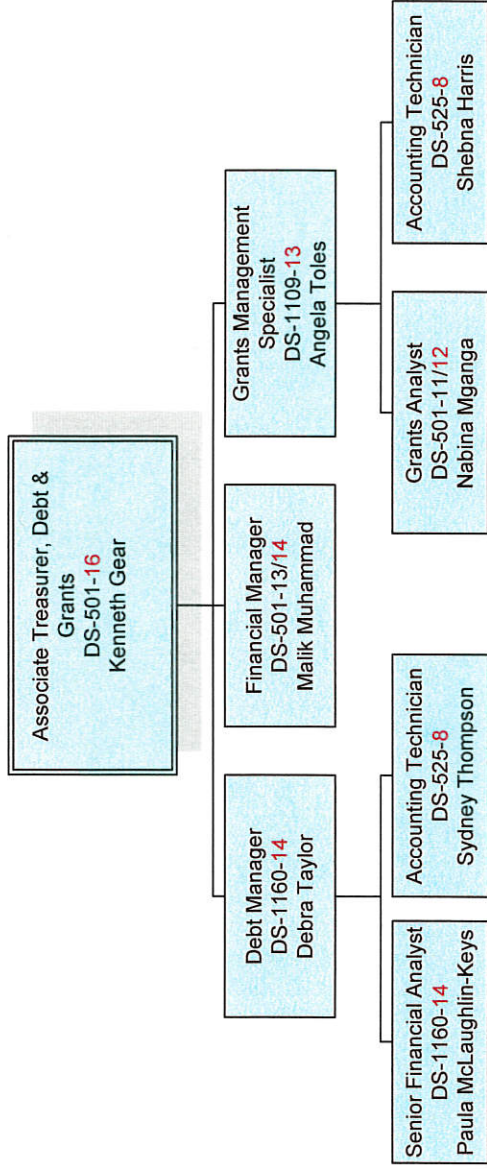
OFFICE OF FINANCE AND TREASURY

The role and responsibility of the Office of Finance and Treasury is to manage the cash and other liquid assets of the District government, coordinate payments to vendors and service providers, accept payment for services and taxes, manage District borrowings and debt repayment, invest cash not needed for immediate disbursement, maintain relationships with the investment community, and manage the 529 College Savings Plan and the 457 Deferred Compensation and 401(a) Defined Contribution Plans.

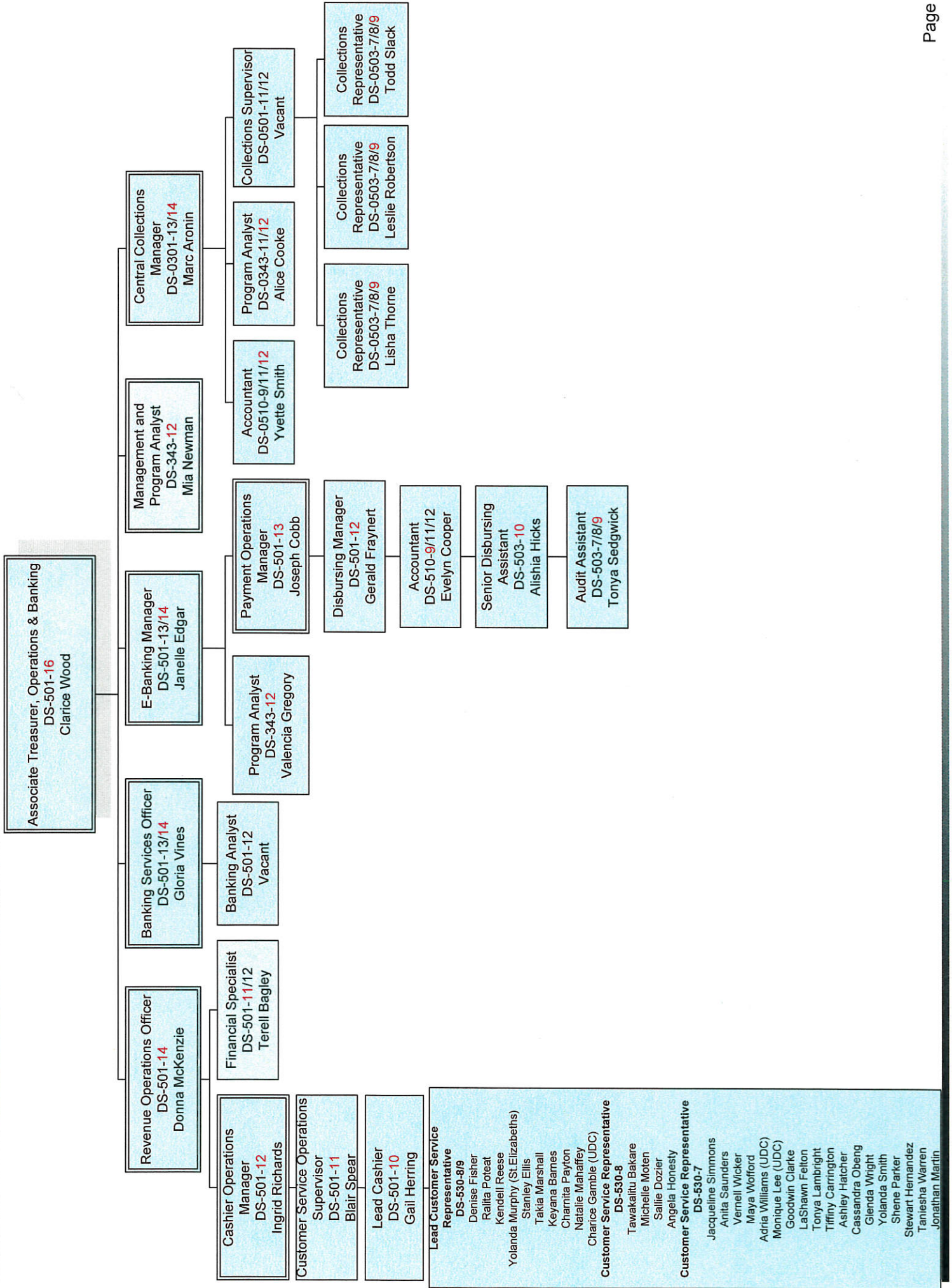
OCFO - Office of Finance and Treasury (OFT)



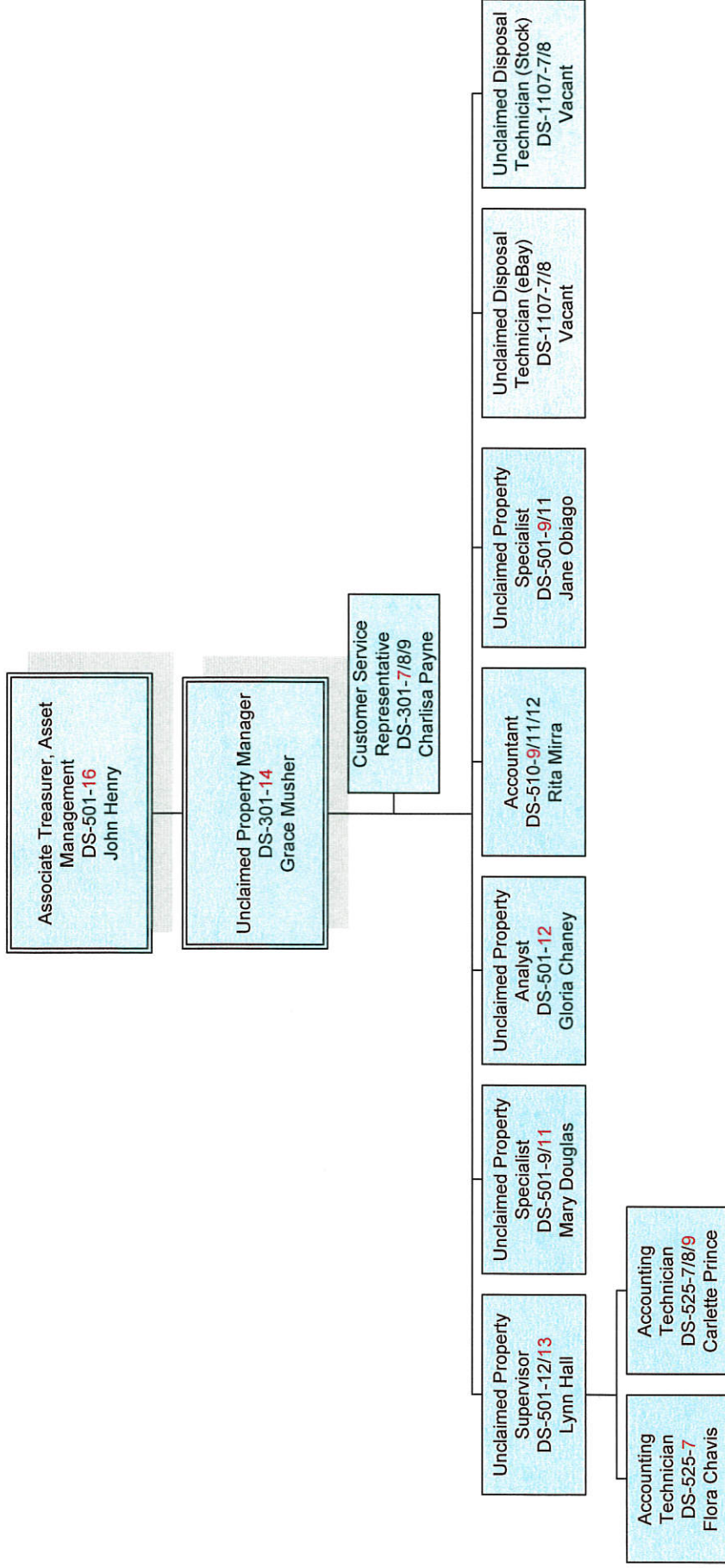
OCFO - Office of Finance and Treasury – Debt and Grants



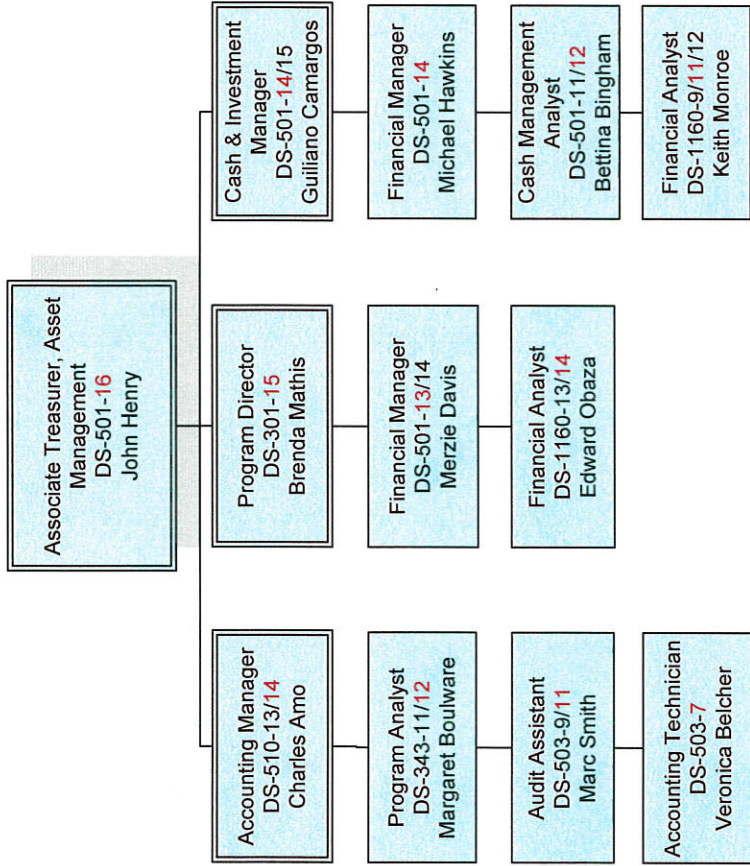
OCFO - Office of Finance and Treasury – Operations and Banking



OCFO - Office of Finance and Treasury (OFT) – Unclaimed Property



OCFO - Office of Finance and Treasury – Asset management



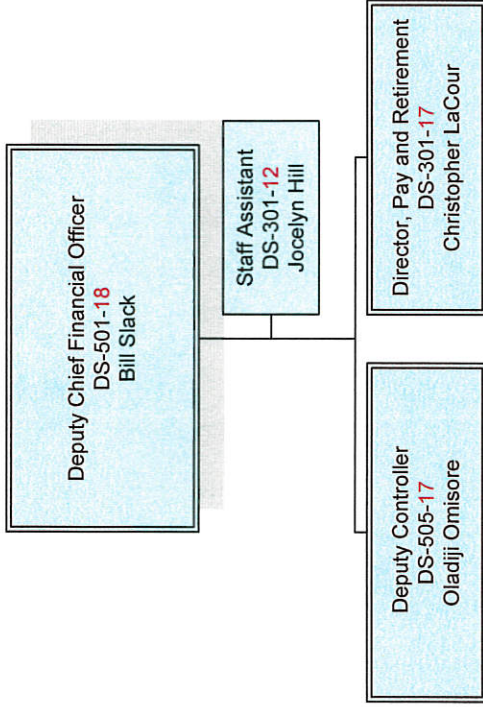
GOVERNMENT OF THE DISTRICT OF COLUMBIA
OFFICE OF THE CHIEF FINANCIAL OFFICER



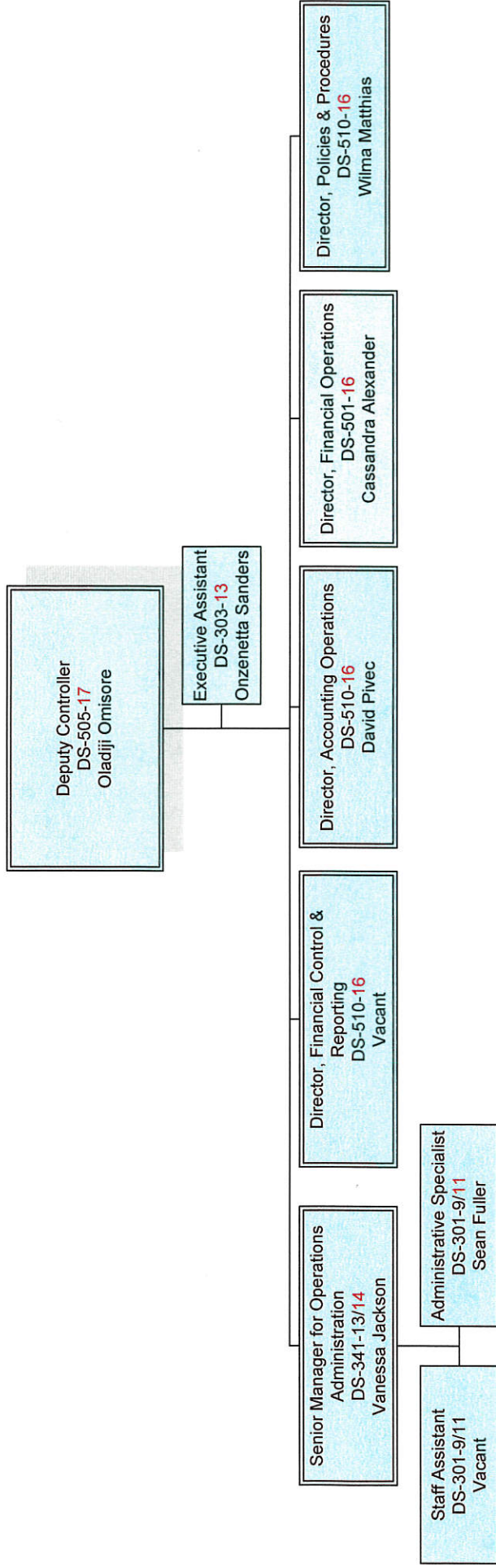
OFFICE OF FINANCIAL OPERATIONS AND SYSTEMS

The role and responsibility of the Office of Financial Operations and Systems is to bring accountability, discipline and integrity to the District's financial processes by ensuring that standardized accounting practices, procedures, systems, and internal controls are embedded throughout the District's financial operations; produces the Comprehensive Annual Financial Report; and administers the District's payroll and retirement systems.

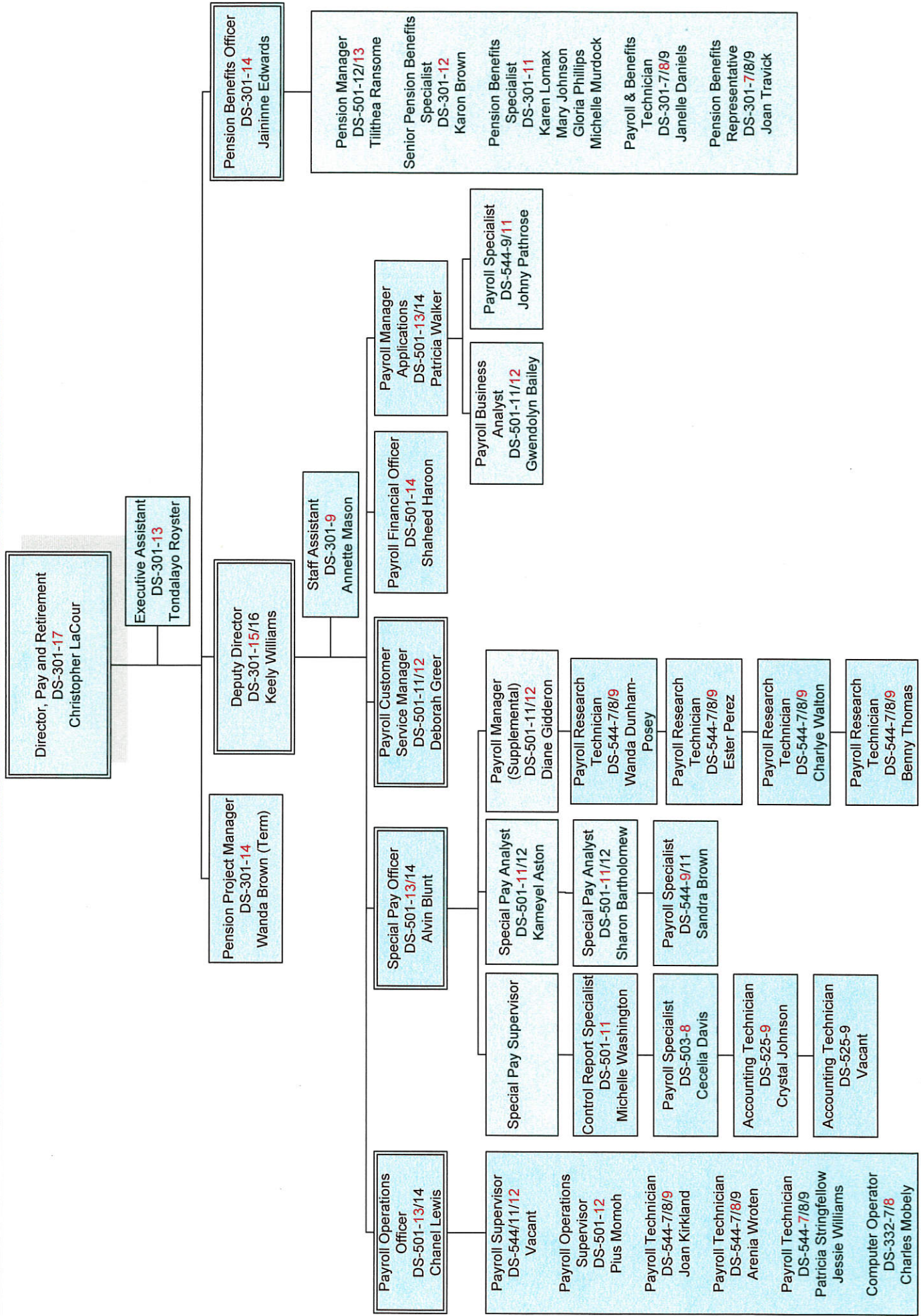
OCFO - Office of Financial Operations and Systems (OFOS)



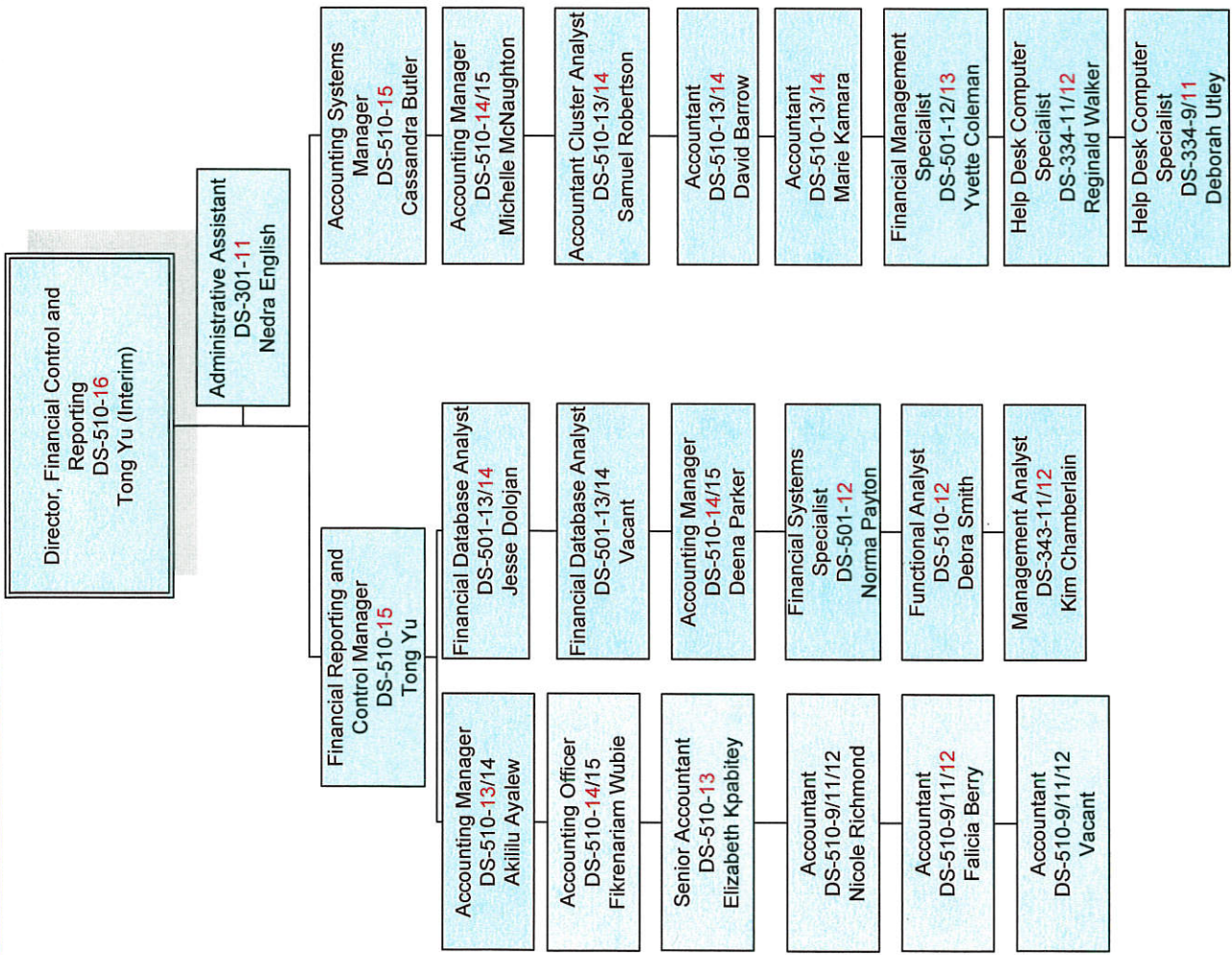
OCFO - Office of Financial Operations and Systems (OFOC) - Deputy Controller



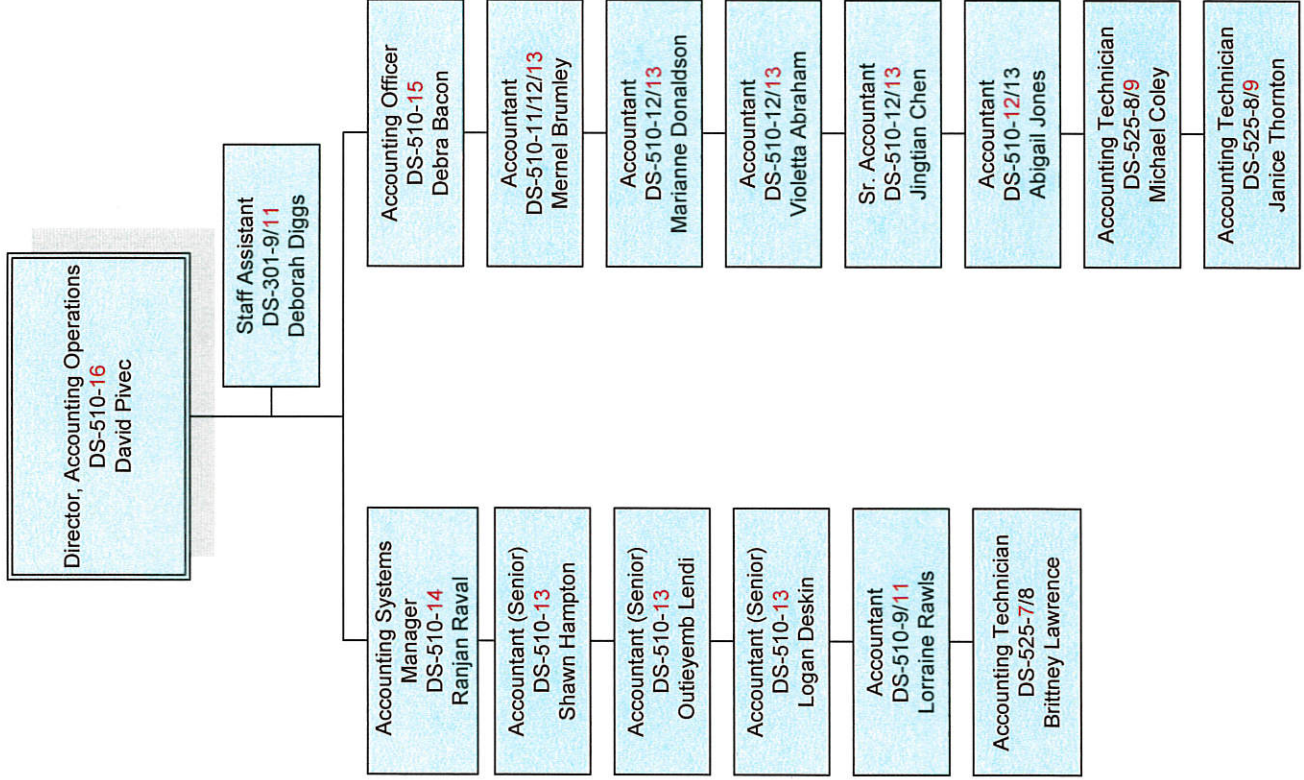
OCFO - Office of Financial Operations and Systems – Office of Pay and Retirement Services



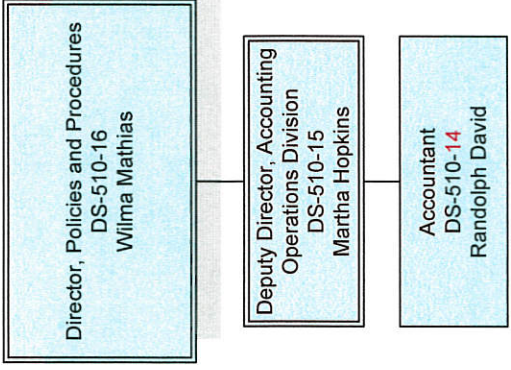
OCFO - Office of Financial Operations and Systems - Financial Control and Reporting



OCFO - Office of Financial Operations and Systems - Accounting Operations



OCFO - Office of Financial Operations and Systems - Policies and Procedures



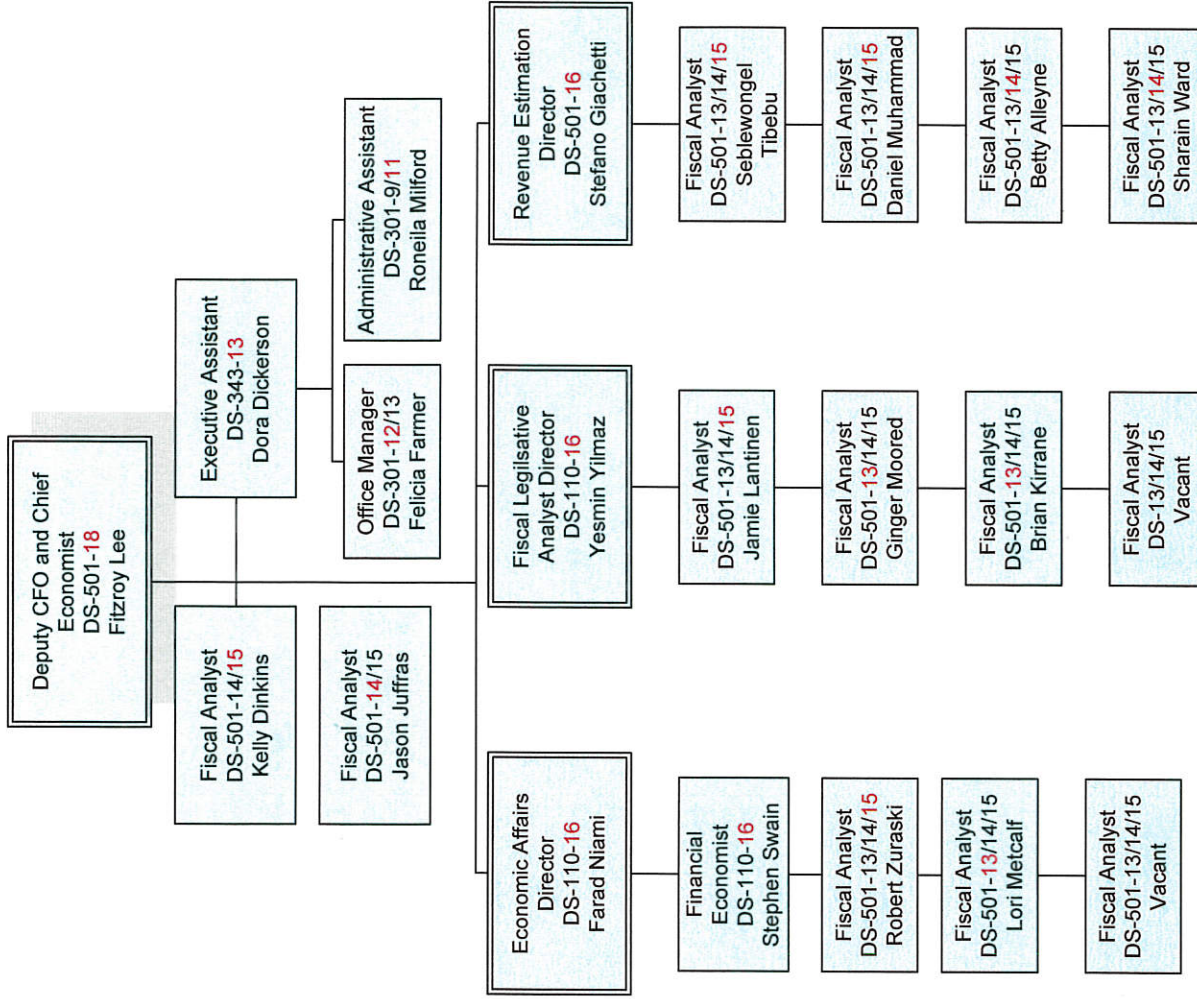
GOVERNMENT OF THE DISTRICT OF COLUMBIA
OFFICE OF THE CHIEF FINANCIAL OFFICER



OFFICE OF REVENUE ANALYSIS

The role and responsibility of the Office of Revenue Analysis is to forecast revenue for the District government, develop fiscal impact statements for proposed legislation, and perform tax expenditure analysis.

OCFO - Office of Revenue Analysis (ORA)



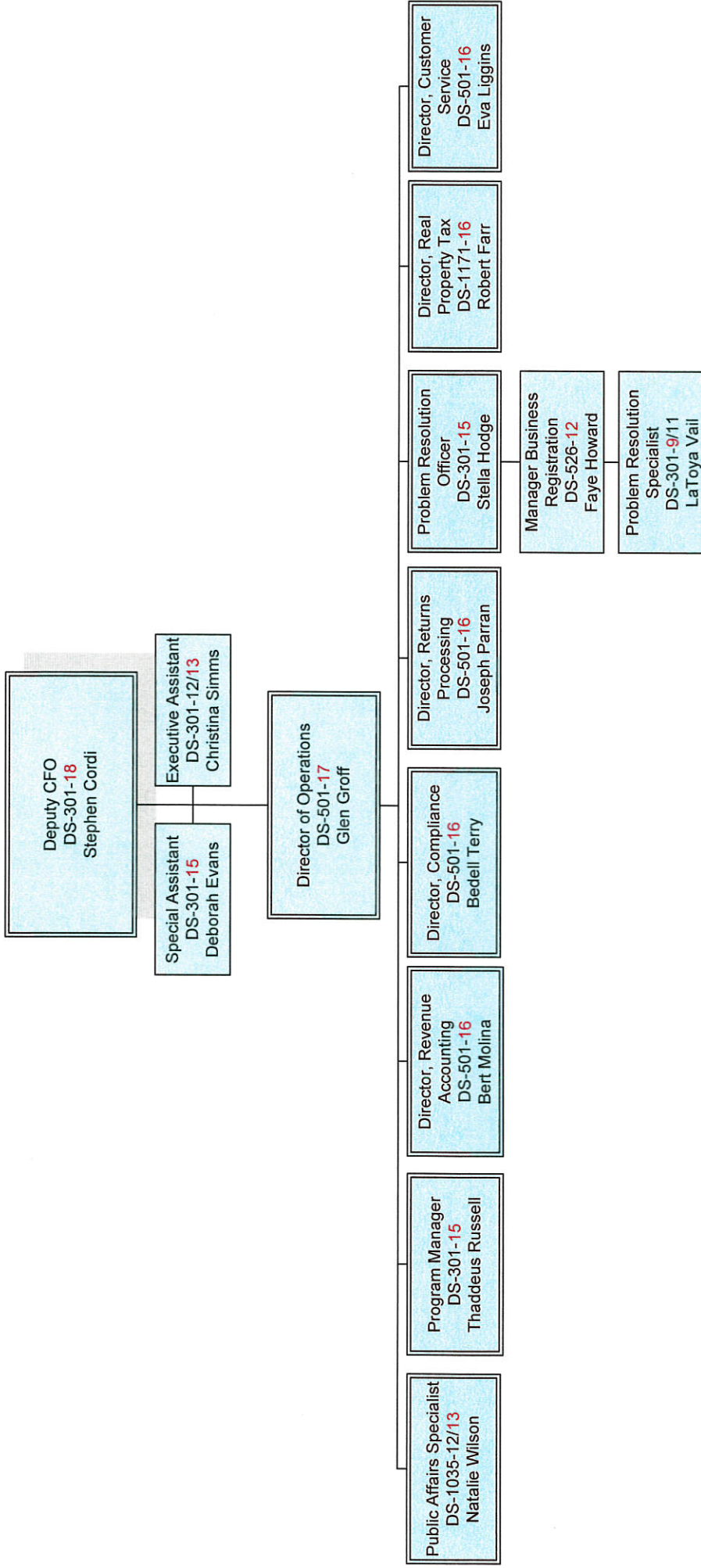
GOVERNMENT OF THE DISTRICT OF COLUMBIA
OFFICE OF THE CHIEF FINANCIAL OFFICER



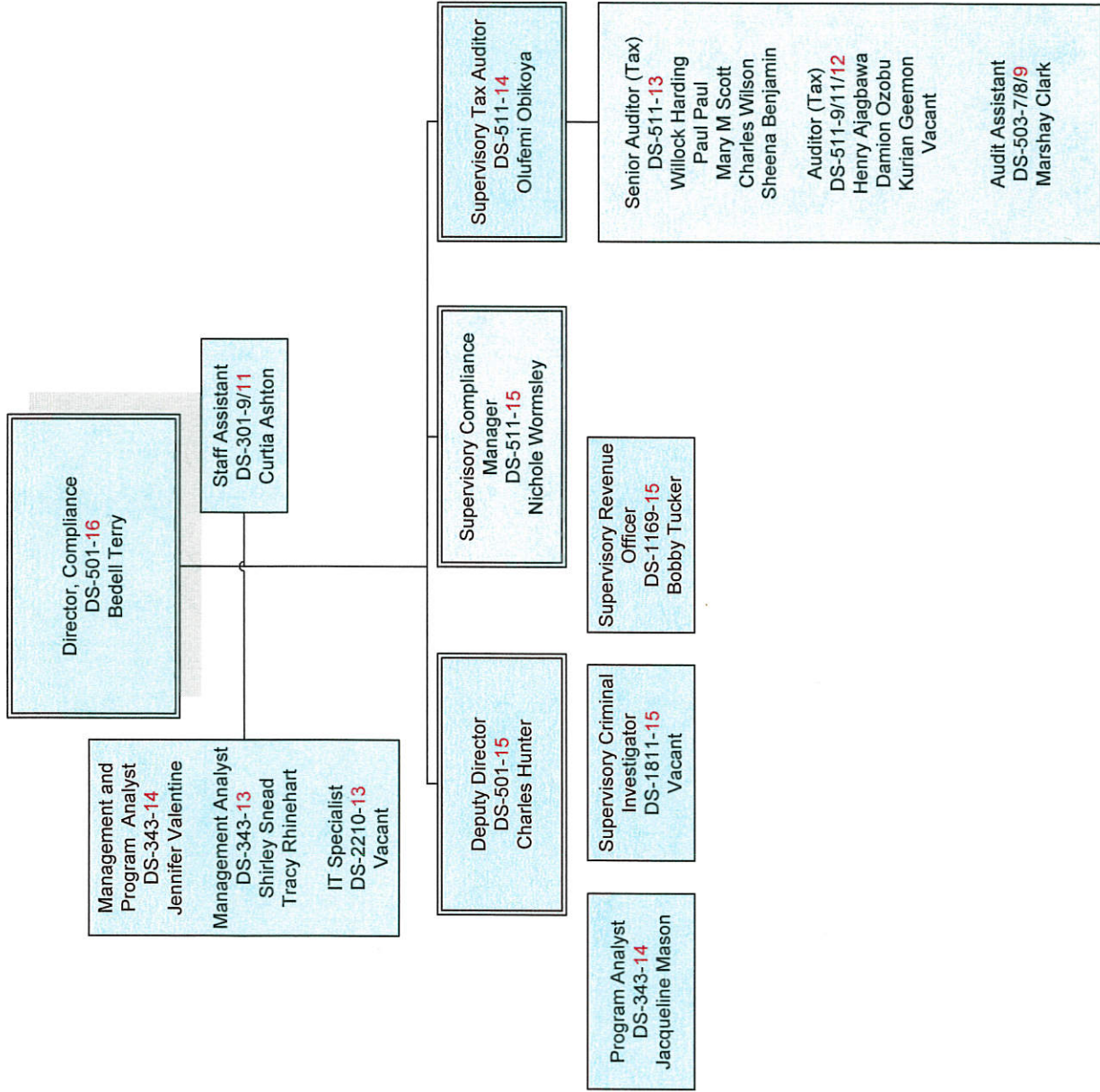
OFFICE OF TAX AND REVENUE

The role and responsibility of the Office of Tax and Revenue is to administer and enforce the District's tax laws, collecting revenue for the city, and record deeds and other written instruments affecting a right, title, or interest in real or personal property.

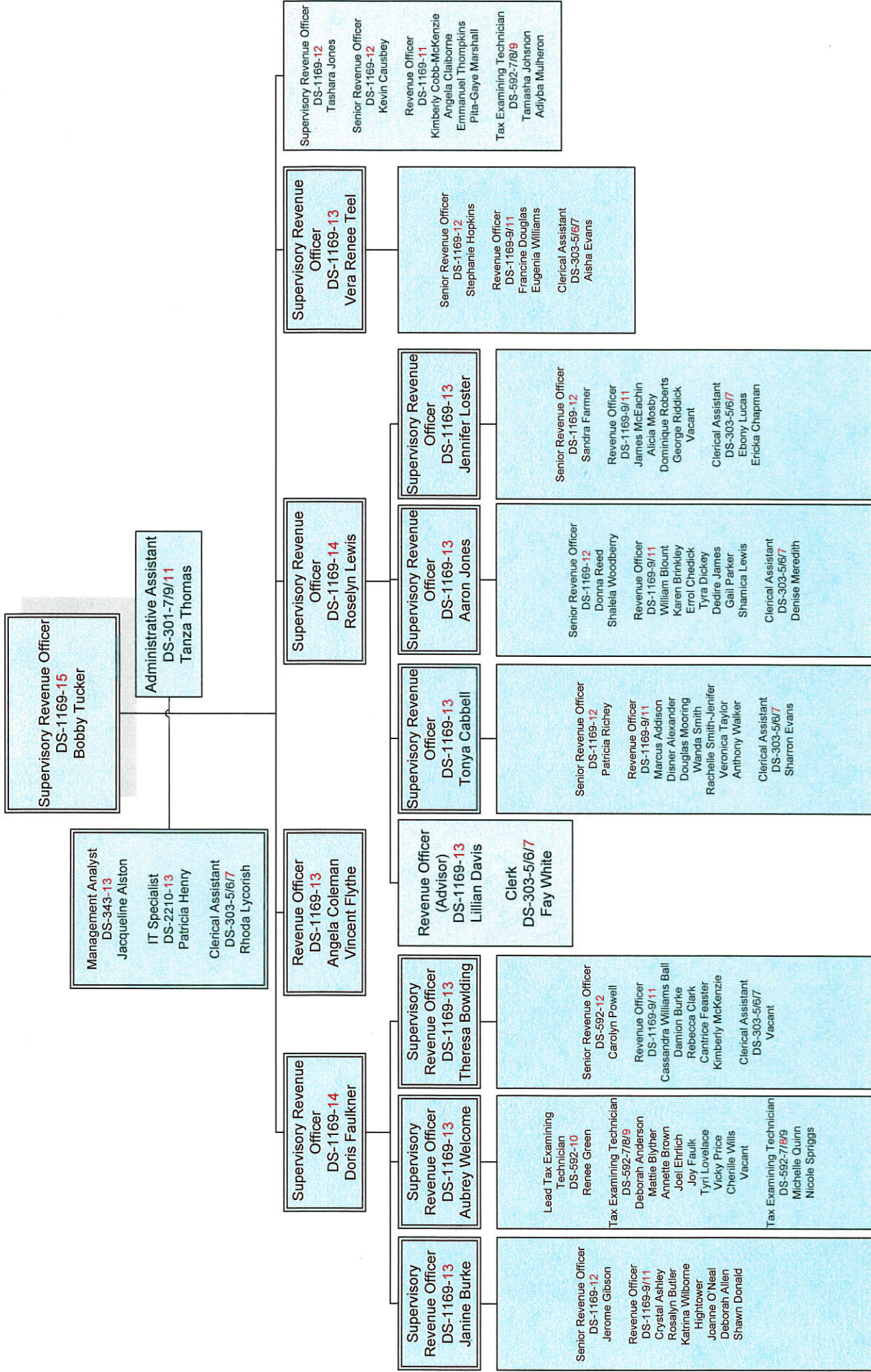
OCFO - Office of Tax and Revenue (OTR) – Deputy Chief Financial Officer



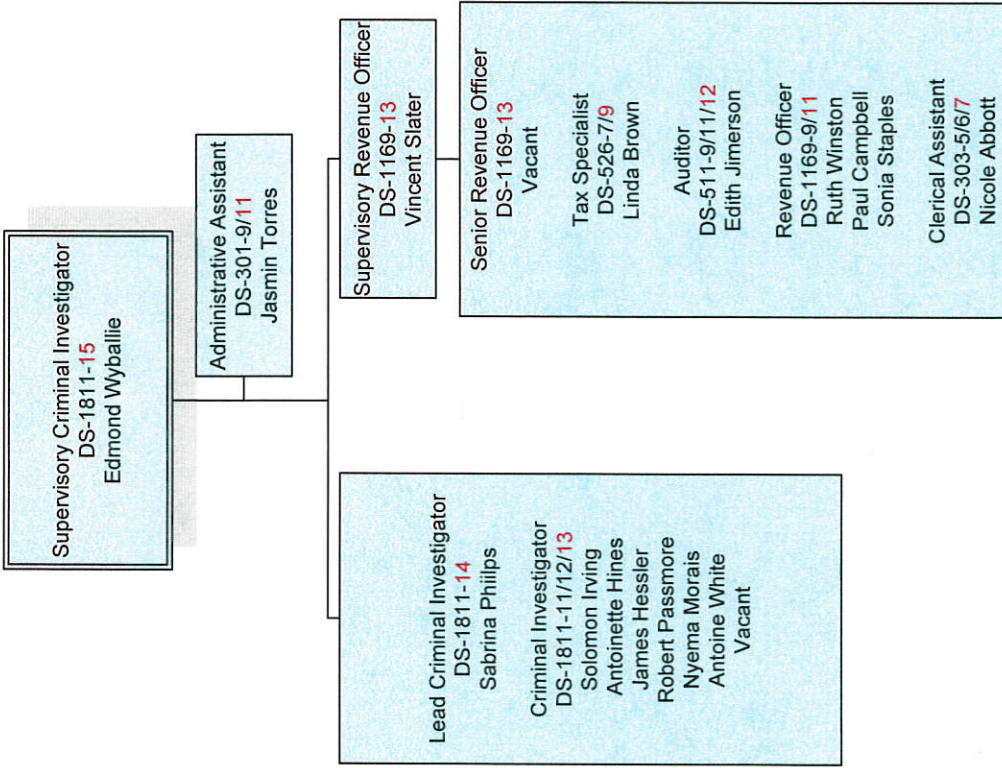
OCFO - Office of Tax and Revenue (OTR) – Compliance Administration (CO)



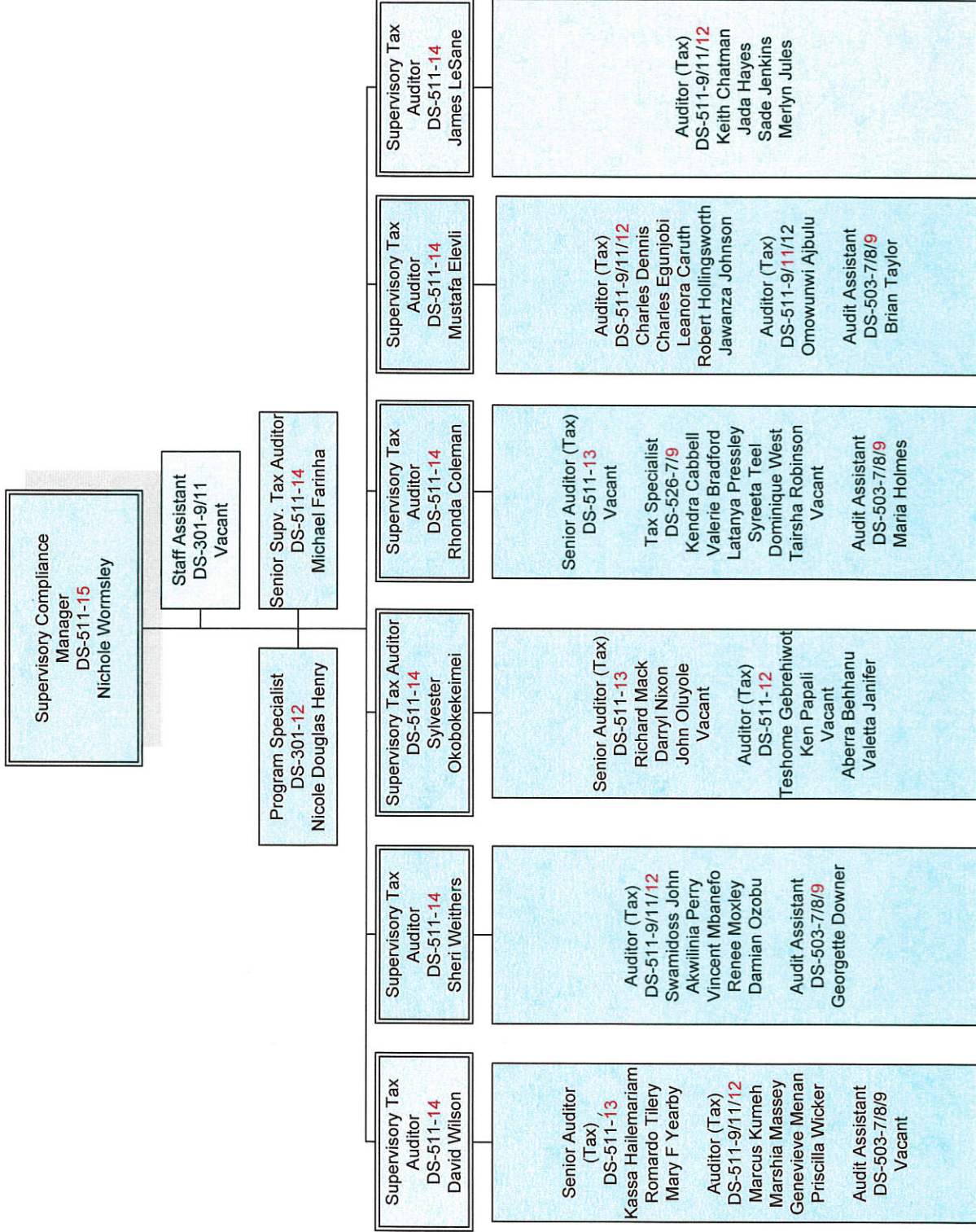
OCFO - Office of Tax and Revenue (OTR) – Compliance Administration (CO) - Collections Unit



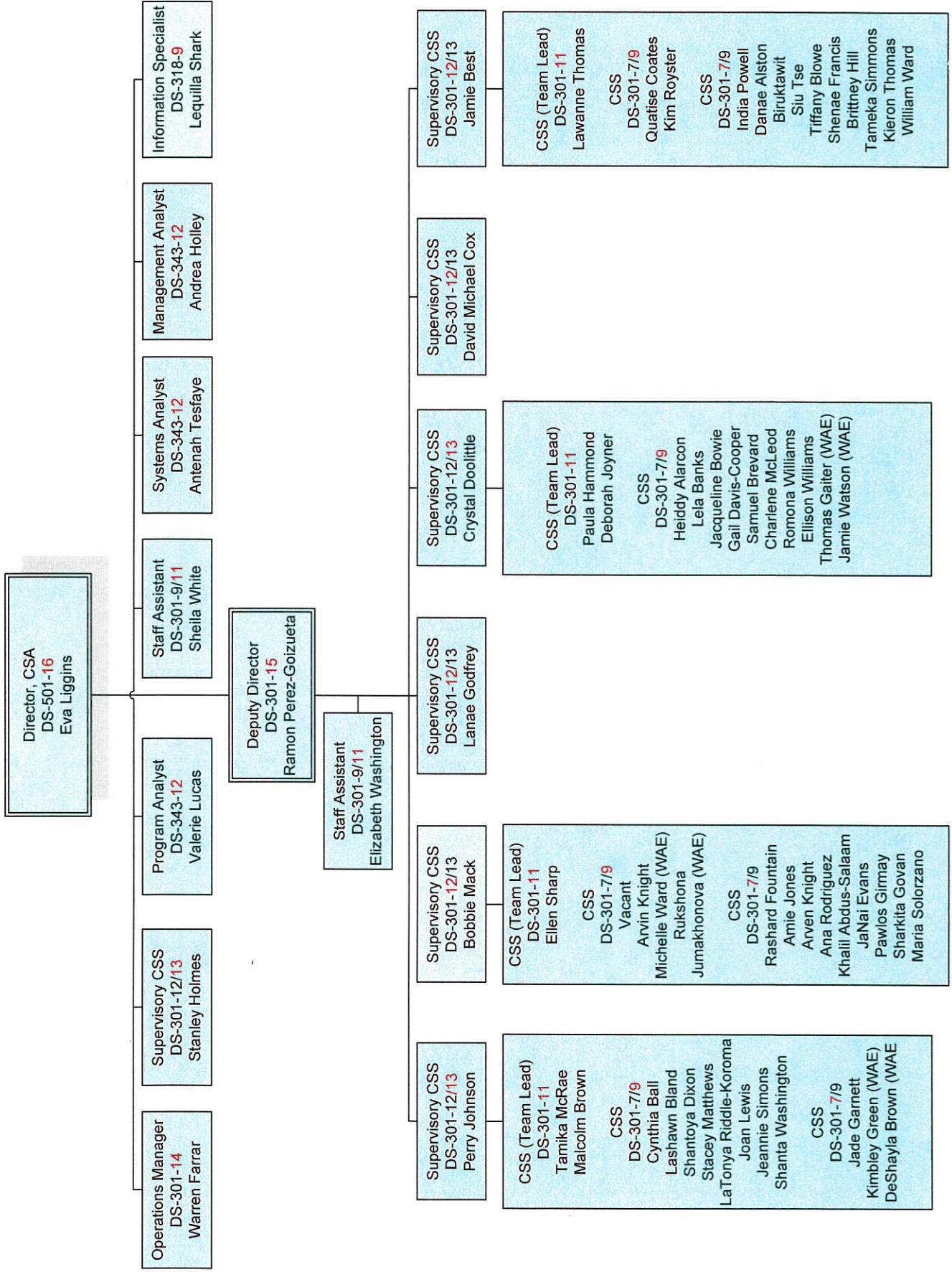
OCFO - Office of Tax and Revenue (OTR) – Compliance Administration (CO) - Criminal Investigation Unit



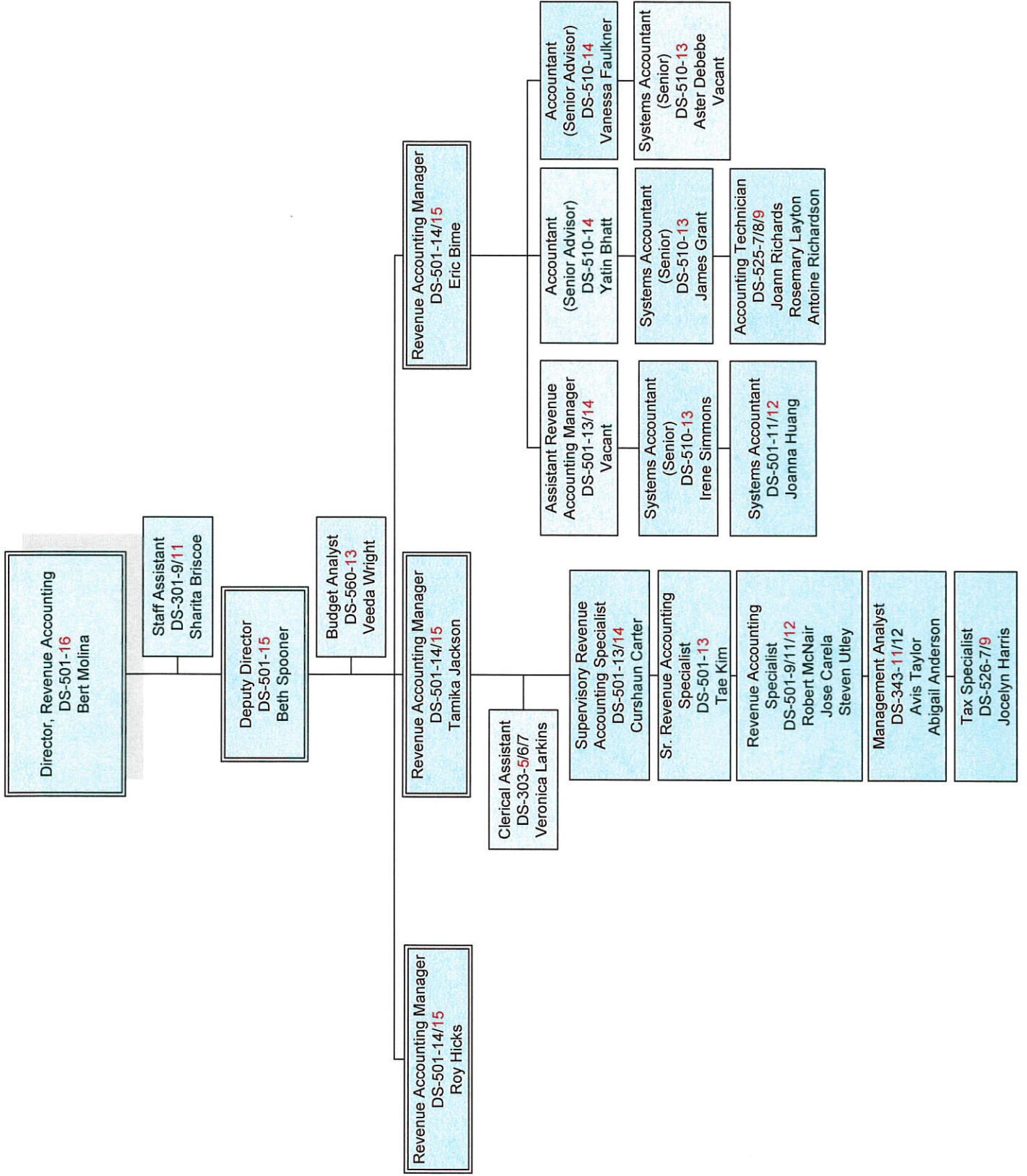
OCFO - Office of Tax and Revenue (OTR) – Compliance Administration (CO) - Audit Unit



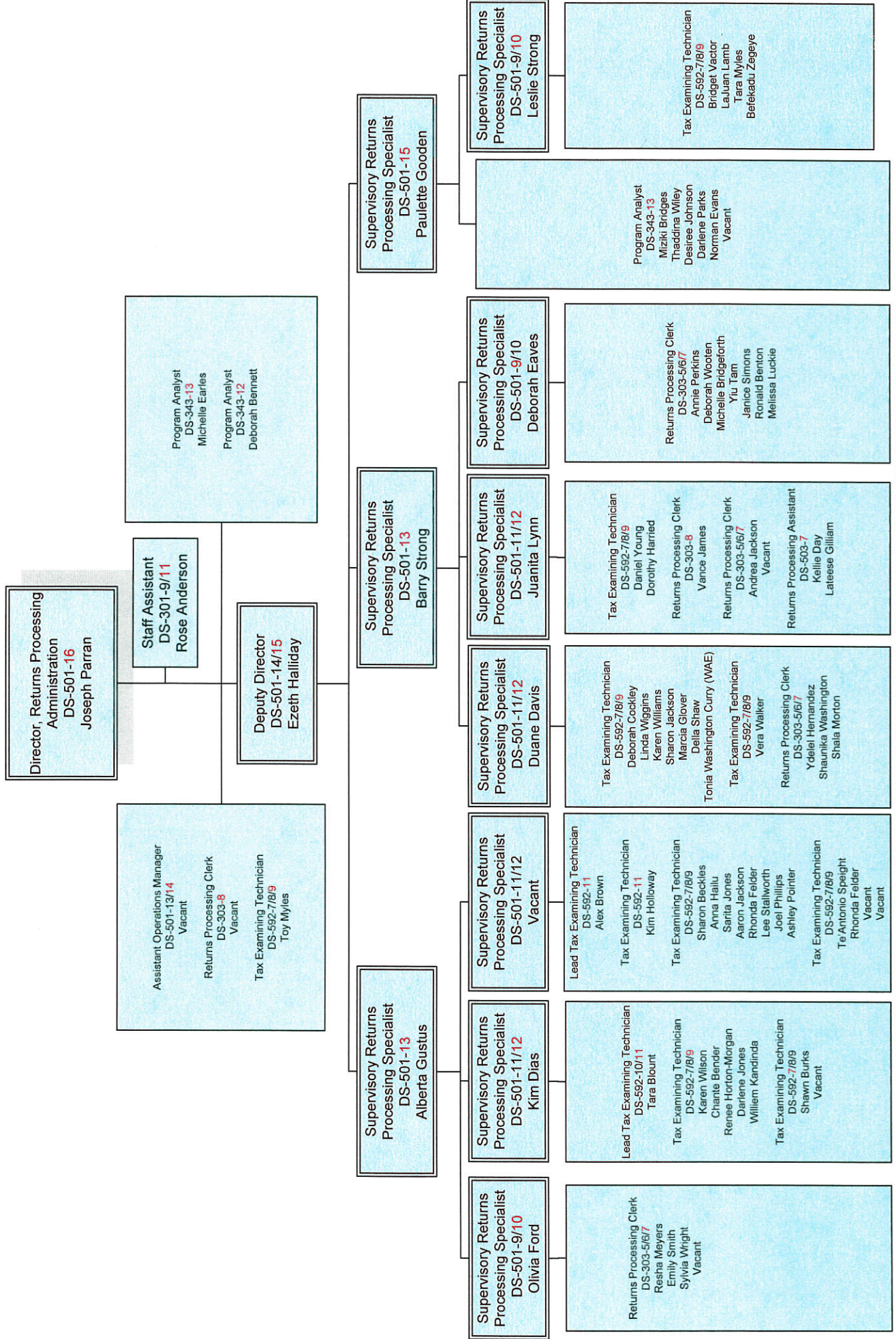
OCFO - Office of Tax and Revenue (OTR) - Customer Service Administration (CSA)



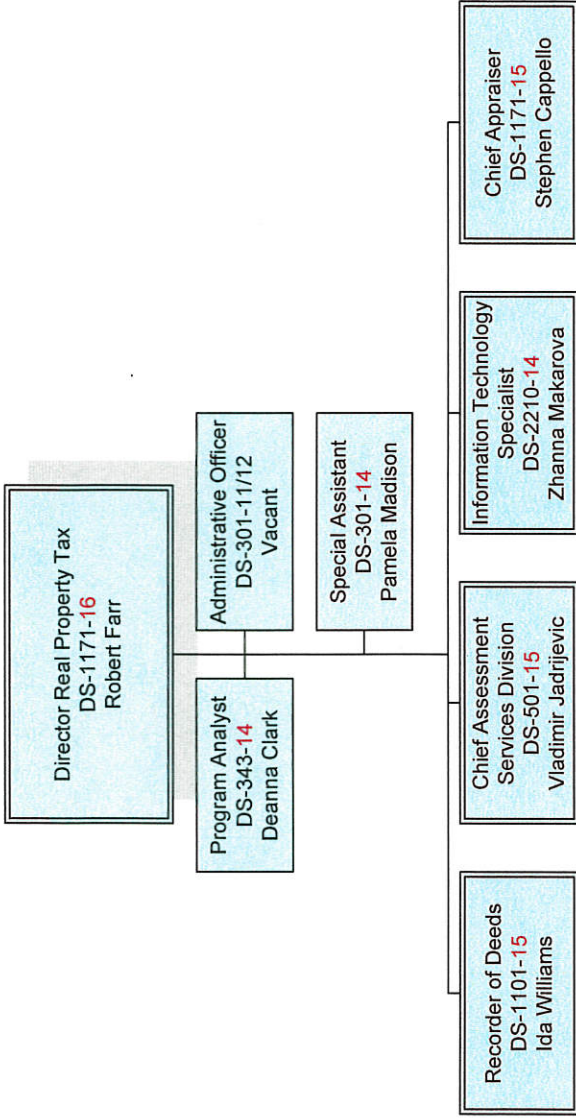
OCFO- Office of Tax and Revenue (OTR) – Revenue Accounting Administration (RAA)



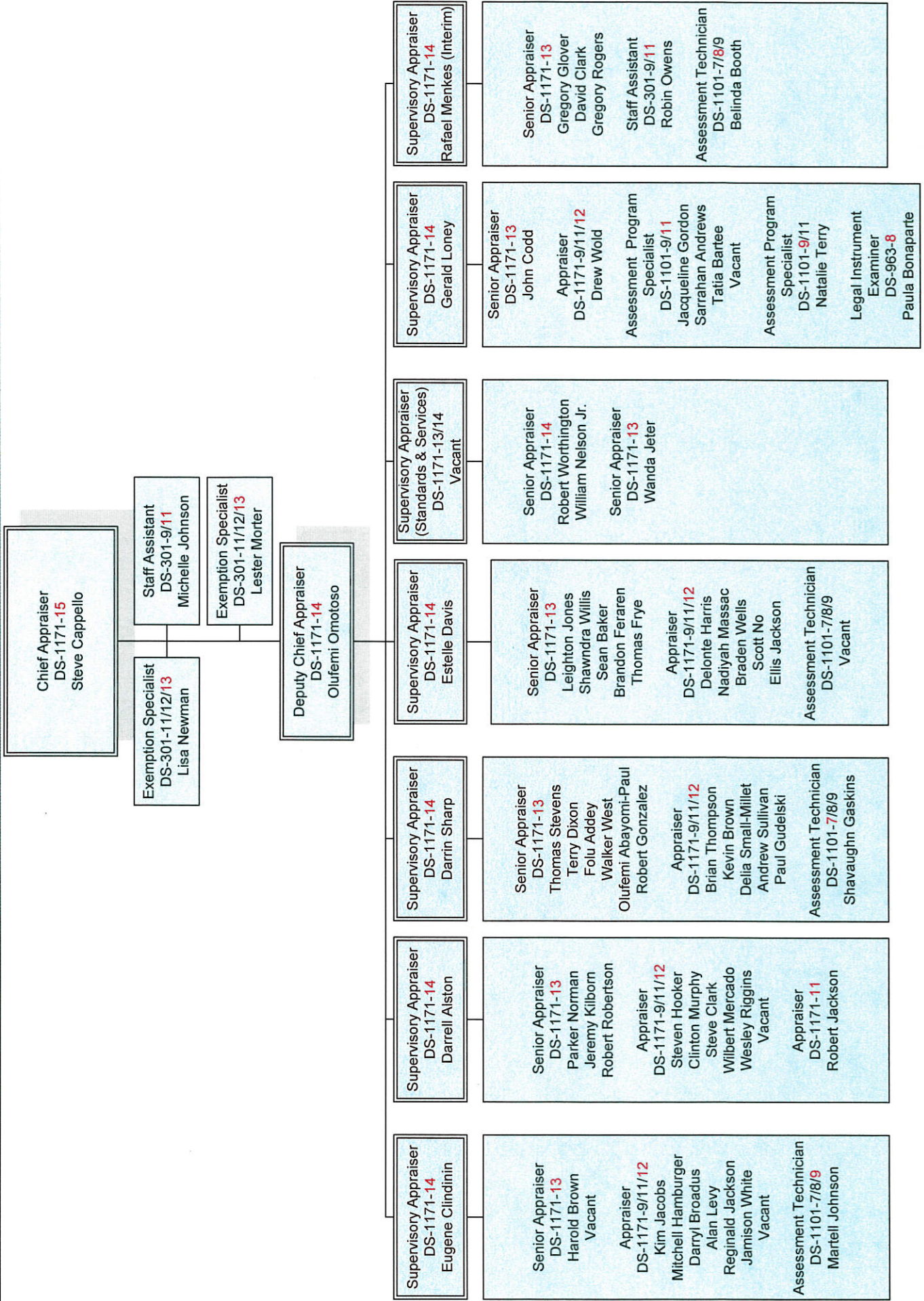
OCFO - Office of Tax and Revenue – Returns Processing Administration (RPA)



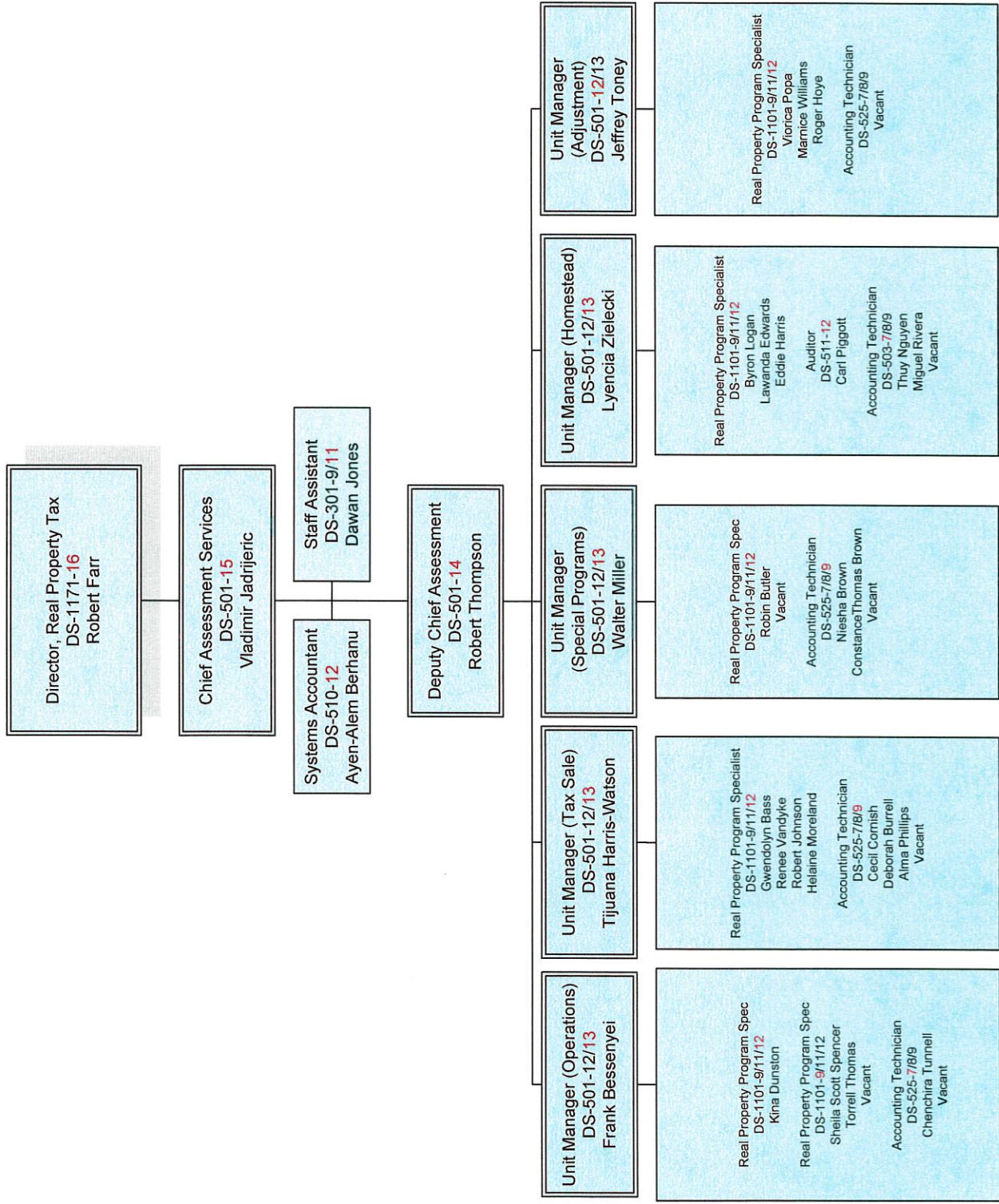
OCFO - Office of Tax and Revenue (OTR) – Real Property Tax Administration (RPTA)



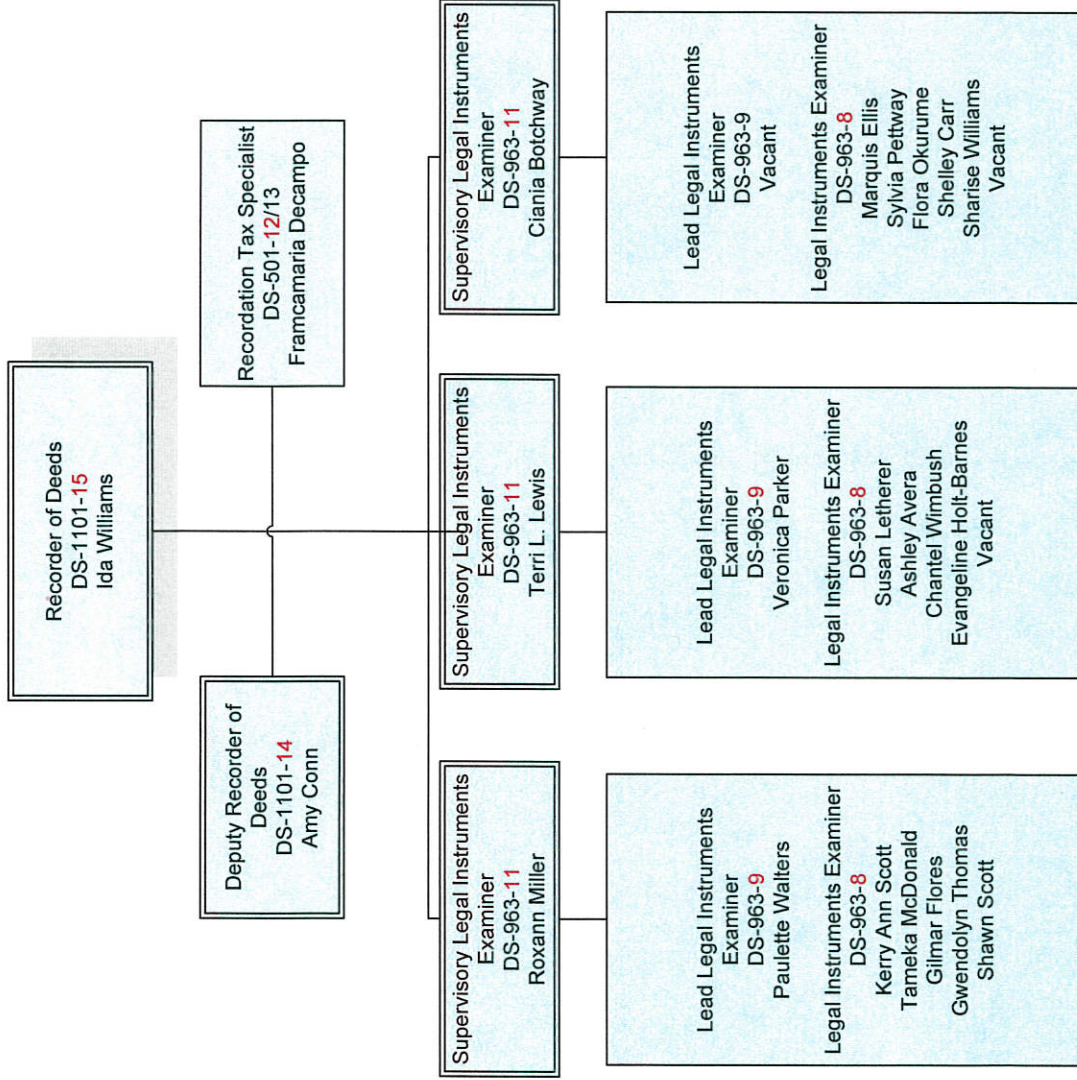
OCFO - Office of Tax and Revenue (OTR) – Real Property Tax Administration - Assessment Division



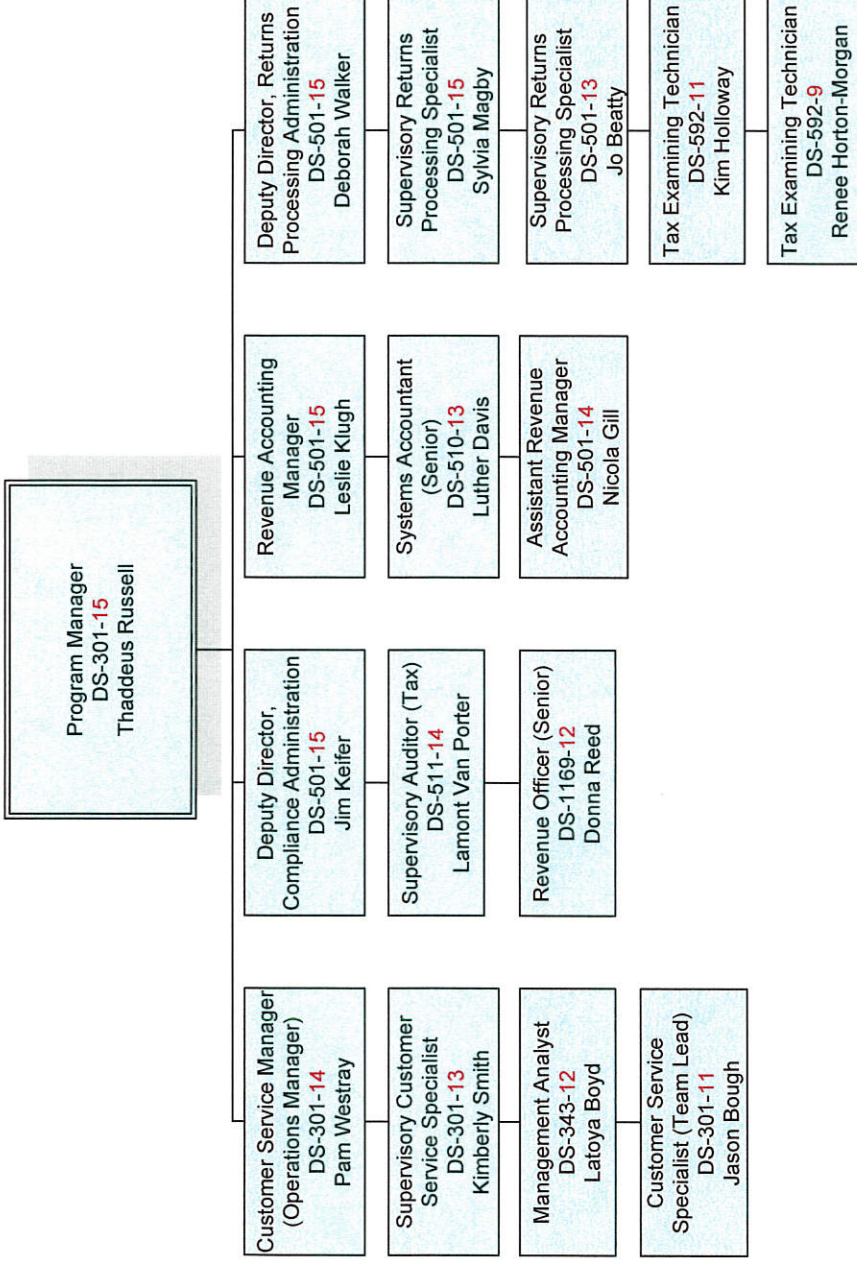
OCFO - Office of Tax and Revenue (OTR) – Real Property Tax Administration - Assessment Services Division



HR Organizational Chart-Office of Tax and Revenue-RPTA/Recorder of Deeds



HR Organizational Chart-Office of Tax and Revenue-Modernized Integrated Tax System (MITS)



**Office of the Chief Financial Officer
Contract Inventory Report**

ATTACHMENT 11

	A	B	C	D	E	F	G	H	I	J	K
1	Contract#	Vendor Name	Contract Prod/Svc	Initial Value	Actual Value	Term	Competitively Bid	COTR	Funding Source	FY 2014 Actual Spending	FY 15 Spending To Date
2	CFOPD-14-C-003	Apex Consulting Services Group, Inc.	QA/IV&V DCSRP Profess. Svcs	\$ 595,060	\$ 595,060	Base 1yr +4, 1yr	Y	Lisa Pierson	0100	\$ 151,050	\$ -
3	CFOPD-14-C-073	Analytica	IBM Cognos True-Up	\$ 911,740	\$ 911,740	Base 1yr +4, 1yr	Y	Sandra Pinder	0100	\$ 911,740	\$ -
4	CFOPD-13-C-018	Avid Systems, LLC	SOAR System Analyst Services	\$ 209,300	\$ 209,300	Base 1yr +4, 1yr	Y	Lisa Pierson	0100	\$ 5,675	\$ 1,248
5	CFOPD-09-C-004	Balmar, Inc.	Printing Svcs- CAFR and Budget Books	\$ 112,472	\$ 75,000	Base 1yr +4, 1yr	Y	Margaret Myers	0100	\$ 149,094	\$ -
6	CFOPD-09-C-012	Canon Solutions America,	High Speed Printers	\$ 300,018	\$ 300,018	Base 1yr +4, 1yr	Y	Joseph Cobb	0100	\$ 248,249	\$ -
7	CFOPD-11-C-018	Capital Services Supplies, Inc.	Office Supplies for OCFO	\$ 350,000	\$ 850,000	Base + 4 Years	Y	Lisa Pierson	0100	\$ 479,840	\$ 119,424
8	CFOPD-11-C-021	Central Parking	OCFO Parking Svcs	\$ 432,000	\$ 424,167	Base 1yr +4, 1yr	N	Brenda Proctor	0100	\$ 412,478	\$ 148,212
9	CFOPD-11-C-023	Citibank	Banking Services	\$ 6,700,000	\$ 6,700,000	Base 5yr +2, 5yr	Y	Lisa Pierson	0610	\$ 490,015	\$ 67,417
10	CFOPD-14-C-007	Columbia Ultimate, Inc. dba RevQ	CCU Accounts Receivable System	\$ 170,000	\$ 170,000	Base 1 yr. + 10, 1yr	Y	Anthony Lappas	6115	\$ -	\$ -
11	CFOPD-11-C-031	CSC Covansys Corporation	WIC Program Management Services	\$ 167,352	\$ 167,352	Base 1yr +4, 1yr	N	Janelle Edgar	0707 (TANF)	\$ 114,798	\$ 29,827
12	CFOPD-10-C-018	Data Capture Technologies	Data Entry Services	\$ 97,200	\$ 210,000	Base 1yr +4, 1yr	Y	Gracie Musher	0613	\$ 165,276	\$ 41,686
13	CFOPD-14-C-042	Dell	OCIO PC Refresh	\$504,415	\$ 504,415	Base 1yr or on	N, Coop	Lisa Pierson	0100	\$ 404,415	\$ -
14	CFOPD-14-C-065	Dell	Dell Laptops	\$ 731,141	\$ 731,141	Base 1yr or on	N, Coop	Lisa Pierson	0100	\$ 731,141	\$ -
15	CFOPD-13-C-024	Dimitroff Consulting	SOAR R*Stars Functional Support Consultant	\$ 185,900	\$ 185,900	Base 1yr +4, 1yr	Y	David Pivec	0100	\$ 127,304	\$ 33,426
16	CFOPD-10-C-015	Dunbar Armor Services	Armored Car Svcs	\$ 271,736	\$ 184,000	Base 1yr +4, 1yr	Y	Donna McKenzi	0705	\$ 66,646	\$ 19,163
17	CFOPD-15-C-011	Dunbar Armored	Armored Car Services	\$ 249,000	\$ 249,000	Base 1yr +4, 1yr	Y	Donna McKenzi	0705	\$ -	\$ -
18	CFOPD-11-C-040	eFunds Corp.	EBT Services	\$ 4,591,775	\$ 4,638,995	Base 5yr +1, 2 yr.	Y	Janelle Edgar	multiple	\$ 1,060,385	\$ 172,192
19	CFOPD-13-C-026C	Entigence Corporation	IT Support Svcs Cognos Report Writer	\$ 197,600	\$ 197,600	Base 1yr +4, 1yr	Y	Lisa Pierson	0100	\$ 187,744	\$ 63,042
20	CFOPD-13-C-020	Entigence Corporation	IT COGNOS System Support Specialist	\$ 353,600	\$ 353,600	Base 1yr +4, 1yr	Y	Lisa Pierson	0100	\$ 332,496	\$ 114,444
21	CFOPD-14-C-002	Executive Information	DataFlux Maintenance & License	\$ 228,842	\$ 228,842	Base 1yr	Y	Lisa Pierson	0100	\$ 228,842	\$ -

**Office of the Chief Financial Officer
Contract Inventory Report**

ATTACHMENT 11

	A	B	C	D	E	F	G	H	I	J	K
1	Contract#	Vendor Name	Contract Prod/Svc	Initial Value	Actual Value	Term	Competitively Bid	COTR	Funding Source	FY 2014 Actual Spending	FY 15 Spending To Date
22	CFOPD-11-C-022	Fairfax Imaging, Inc.	Software Maintenance	\$ 226,819	\$ 240,873	Base 1yr +4, 1yr	Y	Lisa Pierson	0100	\$ 376,006	\$ 78,082
23	CFOPD-12-C-012	FAST Enterprise, LLC	Parent/Subsidiary Exceptions Audit	\$ 9,000,000	\$ 1,400,000	Base 1yr +4, 1yr	Y	Glen Groff	0611	\$ -	\$ -
24	CFOPD-14-C-031	Fast Enterprises, LLC	Modernized Integrated Tax System (MITS)	\$37,400,000	\$37,400,000	Base 5yr +2,1yr	Y	Thaddeus Russell	0300	\$ -	\$7,415,250
25	CFOPD-10-C-017	Financial Management Systems	Alias Matching Services	NTE \$500,000.00	\$ 100,000	Base 1yr +4, 1yr	Y	Patricia Henry	0100	\$ 103,444	\$ 10,063
26	CFOPD-11-C-052 (MOU)	Government Printing Office	Tax Forms Printing	\$ 395,559	\$ 295,511	Base 1yr +4, 1yr	Y	Joseph Parran	0100	\$ 1,500	\$ 307,200
27	CFOPD-13-C-029	Immix Technology, Inc.	Oracle Software Maintenance Support	\$ 596,892	\$ 596,892	Base 1yr +4, 1yr	Y	Lisa Pierson	0100	\$ 614,799	\$ 153,700
28	CFOPD-13-C-026E	Incapsulate, LLC	IT Support Svcs Data Consultant	\$ 208,000	\$ 208,000	Base 1yr +4, 1yr	Y	Lisa Pierson	0100	\$ 166,044	\$ -
29	DCKV-2007-C-0001	Industrial Bank N.A.	Delinquent Collections Services	\$ 3,220,000	\$ 3,220,000	Base 1yr +4, 1yr	Y	Anthony Lappas	6115	\$ -	\$ 887,030
30	CFOPD-15-C-005	Informatix Inc.	Financial Institutions Data Match Services	\$ 110,500	\$ 110,500	Base 1yr +4, 1yr	Y	Jacqueline Alston	0100	\$ -	\$ -
31	CFOPD-11-C-047	InQuiries, Inc.	Background Investigation Svcs	\$ 40,000	\$ 50,000	Base 1yr +4, 1yr	Y	Kathryn Jefferies	0100	\$ 37,708	\$ 23,933
32	CFOPD-13-C-026B	IntelliPoint Consulting, Inc.	IT Support Svcs-SOA Developer	\$ 212,493	\$ 212,493	Base 1yr +4, 1yr	Y	Lisa Pierson	0100	\$ 48,424	\$ 49,956
33	CFOPD-10-C-039	Kelmar Associates	Unclaimed Property Auditing Svcs.	\$ 500,000	\$ 500,000	Base 1yr +4, 1yr	Y	Gracie Mosher	0613	\$ 39,260	\$ -
34	CFOPD-14-C-038	Vertex Business Interiors	Kimball Furniture	\$ 250,000	\$ 250,000	Base 1yr +4, 1yr	Y	Brenda Proctor	0100	\$ 228,309	\$ -
35	CFOPD-13-C-026A	KMC, Inc.	IT Support Svcs-SOA Architect	\$ 270,400	\$ 270,400	Base 1yr +4, 1yr	Y	Lisa Pierson	0100	\$ 270,972	\$ 87,745
36	CFOPD-11-C-026	KPMG	Single Audit Services	\$ 1,344,624	\$ 1,618,072	Base 1yr +4, 1yr	Y	Tiong The'	multiple	\$ 1,615,091	\$ 65,100
37	CFOPD-10-C-042	Mainline Information System	IBM Equipment	\$ 329,122	\$ 373,239	Base 1yr +4, 1yr	Y	Lisa Pierson	0100	\$ 373,329	\$ 357,004
38	CFOPD-14-C-043	Microsoft Corporation	Microsoft Premier Support Services	\$ 337,440	\$ 337,440	Base 1 yr. + 4, 1yr	N, Coop	Lisa Pierson	0100	\$ -	\$ 37,720
39	CFOPD-11-C-035	Midtown Personnel, Inc.	Temporary Support Services-ROD	\$ 202,096	\$ 202,096	Base 1yr +4, 1yr	Y	Ida Williams	0606	\$ 46,788	\$ 11,051
40	CFOPD-13-C-006A	Midtown Personnel, Inc.	Temporary Support Services-CSA	\$ 101,246	\$ 116,168	Base 1yr +4, 1yr	Y	Valerie Lucas-Green	0100	\$ 184,212	\$ -

**Office of the Chief Financial Officer
Contract Inventory Report**

ATTACHMENT 11

	A	B	C	D	E	F	G	H	I	J	K
1	Contract#	Vendor Name	Contract Prod/Svc	Initial Value	Actual Value	Term	Competitively Bid	COTR	Funding Source	FY 2014 Actual Spending	FY 15 Spending To Date
41	CFOPD-13-C-006B	Midtown Personnel, Inc.	Temporary Support Services-RPA	\$ 181,625	\$ 184,371	Base 1yr + 4, 1yr	Y	Sylvia Magby	0100	\$ 142,095	\$ 27,157
42	CFOPD-14-C-057	Multi-State Tax Commission	Multi-State Tax Commission Services	NTE \$250,000	NTE \$250,000	Base 1yr + 4, 1yr	Exempt	Beth Spooner	0100	\$ 230,547	\$ -
43	CFOPD-13-C-011	MuniServices	Universal Tax Collector (Secondary)	\$ 3,000,000	\$ 3,000,000	Base 3 yr. + 2, 2yrs	Y	Patricia Henry	0611	\$ 1,254,256	\$ 146,653
44	CFOPD-11-C-002	MVS, Inc.	Seibel & Oracle Products & Svcs.	\$ 400,980	\$ 548,230	Base 1yr + 4, 1yr	Y	Lisa Pierson	0100	\$ 548,230	\$ 585,944
45	CFOPD-15-C-009	Net App VDI Upgrade	Networking for the Future (NFF)	\$ 213,681	\$ 213,681	Base 1yr + 1, 1yr	Y	Lisa Pierson	0100	\$ -	\$ 202,881
46	CFOPD-14-C-013	Networking for Future, Inc	Storage Area Network (SAN) Replacement	\$ 539,674	\$ 539,674	Base 1yr + 1, 1yr	Y	Lisa Pierson	0100	\$ 470,017	\$ 25,587
47	CFOPD-13-C-026D	Networking For Future, Inc.	IT Support Svcs Project Server Admin	\$ 186,742	\$ 186,742	Base 1yr + 4, 1yr	Y	Lisa Pierson	0100	\$ 263,843	\$ 56,413
48	CFOPD-13-C-016	Networking For Future, Inc.	Network Support Services	\$ 254,384	\$ 190,845	Base 1 yr. + 4, 1yr	Y	Lisa Pierson	0100	\$ 453,897	\$ 84,481
49	CFOPD-14-C-006	Networking For Future, Inc.	CISCO Infrastructure Maintenance	\$ 102,129	\$ 102,129	Base 10mths	Y	Lisa Pierson	0100	\$ 102,129	N/A
50	CFOPD-14-C-013	Networking For Future, Inc.	SAN Replacement	\$ 527,198	\$ 539,674	Base 1yr + 4, 1yr	Y	Lisa Pierson	0100	\$ 470,016	\$ 25,587
51	CFOPD-13-C-012	Networking For Future, Inc.	CISCO Infrastructure Maintenance	\$ 105,199	\$ 105,199	Base 1yr	Y	Lisa Pierson	0100	\$ 105,199	\$ -
52	CFOPD-11-C-045	Networking for the Future	Integrated tax System Data Capture and	\$ 249,558	\$ 249,558	Base 1yr + 4, 1yr	Y	Lisa Pierson	0100	\$ 249,708	\$ 46,940
53	CFOPD-10-C-027	Networking for the Future	OPNET Software	\$ 229,453	\$ 297,540	Base 1yr + 4, 1yr	Y	Lisa Pierson	0100	\$ 37,739	\$ 140,649
54	CFOPD-10-C-045	Oracle	Oracle Hosting Services for the SOAR Project	\$ 546,185	\$ 389,962	Base 1yr + 4, 1yr	Y	Lisa Pierson	0100	\$ 562,596	\$ 140,649
55	CFOPD-14-C-064	Pitney Bowes Inc.	High Speed Mail Stuffer	\$ 163,700	\$ 163,700	Base 1yr + 4, 1yr	Y	Lisa Pierson	0100	\$ 163,700	\$ -
56	CFOPD-11-C-033	PropertyInfo	Data warehouse and maintenance	\$ 175,000	\$ 175,000	Base 1yr +4, 1yr	N	Ida Williams	0606	\$ 386,183	\$ 33,291
57	CFOPD-12-C-031	Quantria Strategies, LLC	Microsimulation Model Upgrade	\$ 97,840	\$ 97,840	Base 1yr + 4, 1yr	Y	Farhad Niami	0100	\$ 96,000	\$ -
58	CFOPD-08-C-048	Revenue Solutions Inc. (RSI)	ITS Support	\$ 4,259,700	\$ 680,355	Base 1yr + 4, 1yr	Y	Lisa Pierson	0100	\$ 3,345,093	\$ -
59	CFOPD-15-C-001	Revenue Solutions Inc. (RSI)	ITS Support Service	\$ 5,956,784	\$ 5,956,784	4+1yr	Y	Lisa Pierson	0100	\$ -	\$ 1,189,490
60	CFOPD-14-C-007	RevQ - A Columbia Ultimate	Central Collection Unit Accounts Receivable	\$ 170,000	\$ 170,000	Base 1yr+10,1y	Y	Anthony Lappas	6115	\$ -	\$ -

Office of the Chief Financial Officer
 Approved Budget and Actual Spending Question #12

ATTACHMENT 12A

FY 2014 Summary

Agy	Program	Program Description	Fiscal Year	Approp Act	Expend Act	Variance
AT0	1000	Management	2014	7,649,626.55	7,648,913.28	713.27
AT0	100F	Financial Operations	2014	1,247,918.45	1,245,389.29	2,529.16
AT0	2000	Financial Ops and Systems	2014	11,482,310.42	11,477,314.02	4,996.40
AT0	3000	Budget and Planning	2014	5,047,195.12	5,046,646.82	548.30
AT0	4000	Revenue Analysis	2014	3,547,099.47	3,543,146.41	3,953.06
AT0	5000	Tax and Revenue	2014	49,893,836.86	49,882,457.19	11,379.67
AT0	6000	Chief Information Office	2014	25,800,821.83	25,790,140.30	10,681.53
AT0	7000	Finance and Treasury	2014	20,738,895.53	20,648,768.60	90,126.93
AT0	8000	Integrity and Oversight	2014	3,667,100.68	3,662,264.08	4,836.60
AT0	REVN		2014	187,789.00	0.00	187,789.00
Summary				129,262,593.91	128,945,039.99	317,553.92

Note : The REVN budget is the result of a Council approved tax refund that was added to the budget in FY 14 but expended in FY 15.

Office of the Chief Financial Officer
 Approved Budget and Actual Spending Question #12

ATTACHMENT 12B

FY 2015 Summary by Program, YTD through 2-12-15

Agy	Program	Program Description	Fiscal Year	Approp Act	Expend Act	Variance
AT0	1000	Management	2015	8,335,571.65	2,709,772.03	5,625,799.62
AT0	100F	Financial Operations	2015	1,028,747.39	335,658.02	693,089.37
AT0	2000	Financial Ops and Systems	2015	13,146,409.61	4,624,367.88	8,522,041.73
AT0	3000	Budget and Planning	2015	5,790,845.61	1,665,675.44	4,125,170.17
AT0	4000	Revenue Analysis	2015	4,430,340.35	1,226,868.05	3,203,472.30
AT0	5000	Tax and Revenue	2015	67,934,338.79	15,444,274.87	52,490,063.92
AT0	6000	Chief Information Office	2015	25,406,566.36	7,542,199.03	17,864,367.33
AT0	7000	Finance and Treasury	2015	35,732,873.39	4,570,744.67	31,162,128.72
AT0	8000	Integrity and Oversight	2015	4,541,884.22	842,441.98	3,699,442.24
AT0	9980		2015		548,308.35	-548,308.35
Summary				166,347,577.37	39,510,310.32	126,837,267.05

Note: 9980 includes payroll default charges that need to be reallocated into the correct programs in the second quarter.

**Office of the Chief Financial Officer
Contract Inventory Report**

ATTACHMENT 11

	A	B	C	D	E	F	G	H	I	J	K
1	Contract#	Vendor Name	Contract Prod/Svc	Initial Value	Actual Value	Term	Competitively Bid	COTR	Funding Source	FY 2014 Actual Spending	FY 15 Spending To Date
61	CFOPD-10-C-019	RSI Enterprises	Universal Collection Services	\$ 2,000,000	\$ 2,000,000	Base 2yr + 1, 2yr	Y	Patricia Henry	0611	\$ 293,137	\$ 66,192
62	CFOPD-13-C-013	SAND Technology Corporation	SAND Maintenance Service	\$ 122,539	\$ 253,539	Base 1yr + 4, 1yr	Exempt	Lisa Pierson	0100	\$ 253,539	\$ 137,289
63	CFOPD-14-C-029	Gartner	IT Research Services	\$ 99,300	\$ 111,775	Base 1 yr. + 4, 1yr	Y	Lisa Pierson	0100	\$ 99,300	\$ -
64	CFOPD-08-C-009A	Sharp Electronics	Replace Copiers	NTE \$999,000.00	\$ 689,544	Base 1 yr. + 4, 1yr	Y	Brenda Proctor	0100	\$ 112,849	\$ -
65	CFOPD-14-C-039	Sharp Electronics Corporation	Copiers	\$ 45,688	\$ 45,688	Base 4 mos +4, 1yr	N, Coop	Brenda Proctor	0100	\$ 45,688	\$ 46,094
66	CFOPD-14-C-056	Sharp Electronics Corporation	Copiers Phase 2	\$ 203,239	\$ 203,239	Base 1 yr. + 4, 1yr	N, Coop	Brenda Proctor	0100	\$ 15,391	\$ 87,219
67	CFOPD-14-A-001	Stanley Sporkin, Esq.	Legal Services - SEC Inquiry	\$ 100,000	\$ 100,000	Base 1 yr. + 4, 1yr	Exempt	Charles Barbera	0100	\$ 613	\$ -
68	CFOPD-10-C-039A	Verus Financial	Unclaimed Property Auditing Svcs.	\$ 500,000	\$ 500,000	Base 1yr + 4, 1yr	Y	Gracie Musher	0613	\$ 402,134	\$ 283,804
69	CFOPD-14-A-014	Vision Government Solutions, Inc.	CAMA Software Maintenance	\$ 177,000	\$ 177,000	Base 1yr + 4, 1yr	Exempt	Lisa Pierson	0100	\$ 171,200	\$ 36,000
70	CFOPD-10-C-040	Wagers & Associates	Unclaimed Property Management System	\$ 309,568	\$ 45,754	Base 1yr + 4, 1yr	Y	Gracie Musher	0613	\$ 12,807	\$ 12,010
71	CFOPD-11-C-024	Wells Fargo Bank, N.A.	Comprehensive Banking Services	\$12,408,397	\$12,408,397	Base 5yr +2, 5yr	Y	Lisa Pierson	0610	\$ 3,888,716	\$ -
72	PO-GF-2010-C-1089-DJ	Williams & Fudge, Inc.	Collection Services UDC Secondary	\$100,000.00	\$100,000.00	Base 1yr + 4, 1yr	Y	Anthony Lappas	6115	\$ 12,807	\$ 1,570
73	CFOPD-09-C-014B	Winston Lowe	College Savings Plan	\$ 900,000	\$ 194,250	Base 1yr + 4, 1yr	Y	Brenda Mathis	0100	\$ 99,983	\$ 40,000
74	CFOPD-08-C-009B	Xerox Corporation	Replace Copiers	NTE \$999,000.00	\$ 500,000	Base 1 yr. + 4, 1yr	Y	Brenda Proctor	0100	\$ 398,041	\$ -
75	CFOPD-11-C-043	Xerox State & Local	Unclaimed Property Abandoned Security	\$ 226,000	\$ 249,165	Base 1yr + 4, 1yr	Y	Gracie Musher	0613	\$ 173,259	\$ 48,118
76	CFOPD-12-C-008	Xerox State & Local	Audit of Securities and Security related money	\$ 249,000	\$ 249,000	Base 1yr + 4, 1yr	Y	Gracie Musher	0613	\$ 48,753	\$ 14,767

**Office of the Chief Financial Officer
FY 14 Reprogrammings In/Out of Agency**

FY 2014 Reprogrammings			
Amount	Fund	Original Purpose	Reprogrammed Use
160,000	613 to 626	Unclaimed property	Provide funding for an OAG attorney
435,780	100	PS OIO program	NPS to support IT expenditures in CIO
482,216	100	PS OTR program	PS MGT program
1,386,188	606 to 603	OTR Recorder of Deeds	CIO - Peoplesoft upgrade for retirement services
307,200	100	OBP cost driver	OCTO (this reprograms funds outside OCFO agency)
2,874,000	100	All program areas PS and NPS	MGT/OFT - pay bank fees and other SPR from local
410,000	100	OTR and OFT PS and NPS	CIO NPS IT purchases
369,000	100	All program areas PS and NPS	OFT bank fees
116,000	100	OMA PS	Logistics NPS
561,995	100	OTR PS	OTR budget realignment
5,052,051	100	All program areas PS	CIO - IT security strengthening requirements
30,000	100	ORA NPS	ORA NPS realignment

FY 2015 Reprogrammings			
Amount	Fund	Original Purpose	Reprogrammed Use
		No reprogrammings have been submitted YTD.	

**Office of the Chief Financial Officer
Office of Management and Administration (OMA) AT0
FY 2014 Intra-District Transfers
Council Response Question Number 14A**

AT0 - Buyer Agency	Seller Agency	Intra-District Services	Fund Type	Intra-District Project	MOU - Agreement Amount
	PO0	Purchase Cards	0100	PC4AT0/01	420,603.65
	AS0	RTS - Telephone Services	0100	E308AT/02	83,429.61
	KT0	Fleet Services	0100	2FMAT0/14	74,052.68
	CB0	Tax Specialist	0100	001407/14	187,004.58
	TO0	PASS--OCTO Agreement	0100	4PASAT/01	132,485.07
					\$ 897,575.59
	PO0	Purchase Cards	0600	PC4AT0/01	4,508.23
	BE0	Personal Support--IRC 457	0600	ATBE14/01	137,393.98
	CB0	Tobacco Settlement-Legal	0600	001441/14	127,946.49
	KV0	Ticket Processing Agreement	0600	OFTC01/14	7,800.00
	TO0	Peoplesoft OPRS Agreement	0600	4HRAAT/01	214,698.33
					\$ 492,347.03
	PO0	Purchase Cards	0700	PC4AT0/01	\$ 28,101.48
	AM0	Security Services	0700	OMADGS/13	\$ 82,946.88
TO0	Peoplesoft Conversion	0700	4HRAAT/03	47,583.60	
TO0	Peoplesoft--OCTO & OPRS	0700	4HRAAT/01	250,782.50	
				\$ 409,414.46	
Grand Total					\$ 1,799,337.08

**Office of the Chief Financial Officer
Office of Management and Administration (OMA) AT0
FY 2014 Intra-District Transfers
Council Response Question Number 14A**

AT0 - Seller Agency	Buyer Agency	Intra-District Services	Fund Type	Intra-District Project	Amount
	CR0	Cashiers	0703	7CSCR4	178,000.00
	FA0	Cashiers	0703	7CSFA4	25,000.00
	HC0	Cashiers	0703	7CSHC4	27,719.00
	KV0	Cashiers	0703	7CSKV4	72,750.00
					\$ 303,469.00
	CE0	Armored Car	0705	7ACCE4	2,600.00
	CR0	Armored Car	0705	7ACCR4	5,200.00
	FA0	Armored Car	0705	7ACFA4	2,400.00
	FL0	Armored Car	0705	7ACFL4	1,700.00
	GA0	Armored Car	0705	7ACGA4	32,000.00
	HC0	Armored Car	0705	7ACHC4	5,200.00
	KV0	Armored Car	0705	7ACKV4	24,000.00
	RM0	Armored Car	0705	7ACRM4	2,400.00
					\$ 75,500.00
	PM0	TRC ADMIN	0707	1MSPM4	259,754.13
	KG0	Anacostia River Cleanup	0707	5BTKG4	71,023.00
	HC0	Covansys Wic Services DOH	0707	7CVHC4	170,000.00
	FA0	TIPS	0707	7TPFA4	250.00
					\$ 501,027.13
KA0	Public Space	0708	5PRCR4	69,594.19	
				\$ 69,594.19	
JA0	TANF Benefits	0709	7TBJA4	258,500.00	
				\$ 258,500.00	
ALL	Personnel/Benefits (DCHR/OCFO)	0712		4,064,492.02	
				\$ 4,064,492.02	
EL0	Masterlease	0714	7MLELC	0.00	
				\$ -	
AA0	Single Audit	0716	8SAAA4	5,000.00	
AD0	Single Audit	0716	8SAAD4	2,500.00	
BD0	Single Audit	0716	8SABD4	2,500.00	
BN0	Single Audit	0716	8SABN4	57,176.00	
BX0	Single Audit	0716	8SABX4	2,500.00	
BY0	Single Audit	0716	8SABY4	5,000.00	
CB0	Single Audit	0716	8SACB4	9,896.00	
CE0	Single Audit	0716	8SACE4	2,500.00	

**Office of the Chief Financial Officer
Office of Management and Administration (OMA) AT0
FY 2014 Intra-District Transfers
Council Response Question Number 14A**

CF0	Single Audit	0716	8SACF4	141,873.00
DB0	Single Audit	0716	8SADB4	19,007.00
EB0	Single Audit	0716	8SAEB4	5,000.00
FA0	Single Audit	0716	8SAFA4	2,500.00
FK0	Single Audit	0716	8SAFK4	5,000.00
FQ0	Single Audit	0716	8SAFQ4	5,000.00
GA0	Single Audit	0716	8SAGA4	5,000.00
GD0	Single Audit	0716	8SAGD4	84,979.00
HC0	Single Audit	0716	8SAHC4	40,993.00
HT0	Single Audit	0716	8SAHT4	902,950.00
JA0	Single Audit	0716	8SAJA4	70,332.00
JM0	Single Audit	0716	8SAJM4	13,734.00
JZ0	Single Audit	0716	8SAJZ4	2,500.00
KA0	Single Audit	0716	8SAKA4	115,415.00
KG0	Single Audit	0716	8SAKG4	5,000.00
KV0	Single Audit	0716	8SAKV4	2,500.00
RL0	Single Audit	0716	8SARL4	28,478.00
RM0	Single Audit	0716	8SARM4	5,000.00
SR0	Single Audit	0716	8SASR4	2,500.00
TO0	Single Audit	0716	8SATO4	5,000.00
				\$ 1,549,833.00
Grand Total				\$ 6,822,415.34

**Office of the Chief Financial Officer
Office of Management and Administration (OMA) AT0
FY 2015 Intra-District Transfers
Council Response Question Number 14B**

AT0 - Buyer Agency	Seller Agency	Intra-District Services	Fund Type	Intra-District Project	Mou - Agreement Amount
	PO0	Purchase Cards	0100	PC5AT0/01	455,497.00
	AS0	RTS - Telephone Services	0100	5DNTAT/01	77,229.76
	KT0	Fleet Services	0100	2FMAT0/15	74,052.68
					\$ 606,779.44
	PO0	Purchase Cards	0600	PC5AT0/01	30,000.00
	BE0	MOU-Pension Benefits	0600	ATBE15/01	175,773.32
	TO0	OCTO Support	0600	HRAAT/01	108,796.10
	TO0	Peoplesoft Project--OPRS	0600	5HRAAT/01	250,000.00
					\$ 564,569.42
	PO0	Purchase Cards	0700	PC5AT0/01	30,000.00
	AS0	RTS - Telephone Services	0700	F308AT/03	3,364.90
TO0	Peoplesoft Project--OPRS	0700	HRAAT/01	600,783.00	
TO0	OCTO Support	0700	HRAAT/01	172,000.00	
				\$ 806,147.90	
Grand Total					\$ 1,977,496.76

AT0 - Seller Agency	Buyer Agency	Intra-District Services	Fund Type	Intra-District Project	Mou - Agreement Amount
	CR0	Cashiers	0703	7CSCR5	200,920.00
	FA0	Cashiers	0703	7CSFA5	50,000.00
	HCO	Cashiers	0703	7CSHC5	119,080.00
	KV0	Cashiers	0703	7CSKV5	171,160.00
					\$ 541,160.00
	CE0	Armored Car	0705	7ACCE5	2,600.00
	CR0	Armored Car	0705	7ACCR5	5,200.00
	FA0	Armored Car	0705	7ACFA5	2,400.00
	FL0	Armored Car	0705	7ACFL5	1,700.00
	GA0	Armored Car	0705	7ACGA5	32,000.00
	HCO	Armored Car	0705	7ACHC5	5,200.00
KV0	Armored Car	0705	7ACKV5	24,000.00	
				\$ 73,100.00	
HCO	Covansys Wic Services DOH	0705	7CVHC5	170,000.00	
				\$ 170,000.00	
EL0	Master Lease	0714	7MLELC	223,072.25	
				223,072.25	
Grand Total					\$ 1,007,332.25

QUESTION 15 - SPECIAL PURPOSE REVENUE										
Revenue Source Name	Code	Source	About the Fund			Revenue		Expenditures		FY14 Expenditures to date
			Description	Fee and How it is Set	Who Pays?	FY14	FY15 to date	FY14	FY15 to date	
Payroll Service Fees	0602	Surcharge	Fee charged when individuals have special services on their payroll check such as garnishments or splits between accounts.	Surcharge.	All personnel with directed charges to payroll.	345,270	89,617	345,270	156,712	Expenditures include PS and NPS in OPRS
Service Contracts	0603	Fee	Fees from negotiated agreements for payroll services to independent DC entities (Ex. WASA, Corrections)	Negotiated contract.	WASA, Housing Authority, for example	1,891,312	0	1,891,414	586,600	Expenditures include PS and NPS in OPRS. \$250K of expenditures is a MOU with OCTO to support PeopleSoft updates.
Dishonored Check Fees	0605	Fee	A fee for a check written to the District of Columbia which is not honored	\$65 per check	bad check writers	129,809	103,008	6,902	21,620	Expenditures include 1 FTE in OTR and limited supplies in OFT.
Recorder Of Deeds Surcharge	0606	Surcharge	A surcharge on each deed recordation to supplement the transition to electronic recordation - contains a sunset provision	Surcharge is 5%, set by law.	People who need property records.	1,445,793	534,206	234,436	44,342	Expenditures are NPS in the Recorder of Deeds. Annual support licenses and services. Legislation limits use to automation at the Recorder of Deeds.
Miscellaneous Revenue	0607		Miscellaneous and ad hoc agreements not classified in other funds			269,968	0	0	0	Miscellaneous revenue - District-wide
Drug Prevention Trust Admin	0608	Cost Reimbursement	Reimbursement for tax check off administration	nominal amount per use	People who use the tax check-off	4,686	0	4,686	5,000	Expenditures are an advance for pcard (supplies) in OTR.
Bank Fees	0610	Fee	A reclassification of interest earned on custodial accounts to cover the bank fees charged to maintain the accounts	Fee is the cost of maintaining the custodial accounts and therefore depends on the level of activity in the accounts	Earned interest.	1,764,955	0	1,764,955	67,417	Expenditures are NPS. They are fees charged by banks for services.
Tax Collection Fees	0611	Collections	Collection of owed back taxes. The portion of the back taxes required to pay for the collection agency is funded by this account.	Commission set at % of collections per each collection contract.	People who owe back taxes.	1,650,894	222,853	1,650,894	195,839	Expenditures are NPS. These are collection fees charged by contractors.
Unclaimed Property Contingency Fund	0613	Fee	Fee for administration of unclaimed property collections	The fee is determined by the contract, currently set at 3% of collections		1,639,894	0	1,639,637	615,264	Expenditures include PS and NPS. PS are employees of the unclaimed property unit. NPS are auditors and other support of unclaimed property collections

OFFICE OF THE CHIEF FINANCIAL OFFICER
Council Question #15
February 2015

Revenue Source Name	Code	Source	About the Fund			Revenue		Expenditures		FY14 Expenditures to date
			Description	Fee and How it is Set	Who Pays?	FY14	FY15 to date	FY14	FY15 to date	
Defined Contribution Plan Administration	0614	Cost Reimbursement	Fee paid for administration of funds from AETNA, ING, and other pension fund managers.	\$40,000 per contract plus other administrative costs as billed		549,438	316,000	549,438	315,011	Expenditures include PS and NPS. \$165K of NPS expenditures are an MOU with DCHR to support pension enrollment and education.
DC Lottery Reimbursement	0619	Cost Reimbursement	Charges to DC Lottery for administrative support of the legal, HR and executive management functions.	Billed to DC Lottery agency on annual basis	DC Lottery	0	0	0	411,539	Expenditures are PS that represent legal and admin support of Lottery activities. Fund not used in FY14.
Tobacco Fund Reimbursement	0626	Cost Reimbursement	Tobacco settlement fund dedicated to audit and compliance checks for cigarette vendors.	Administrative Fees as authorized	Tobacco Settlement Fund	0	0	0	36,080	Expenditures are for a cigarette tax auditor. A MOU with OAG has been signed for \$160K to support litigation. Fund not used in FY14
Central Collection Unit	6115	Fee	Delinquent debts and fees collected by the Central Collections unit	Added to delinquent debts with fee amounts specified by regulations governing the OFT Central Collection Unit.	People who owe the District delinquent debts	6,931,926	249,405	4,689,128	836,486	Expenditures include PS and NPS. PS costs are the staff of the Central Collections Unit. NPS costs are collection contracts and other costs of the unit, including software development and maintenance.

Regulations for which the OCFO is responsible for oversight or implementation are as follows:

- Title 1, Chapter 8, District of Columbia Employees Travel and Related Expenses, March 8, 1985
- Title 1, Chapter 17, District of Columbia – Payment to Vendors (This also includes the Quick Payment Act regulations), November 18, 1988
- Title 1, Chapter 56, Review and Approval of Information Technology Procurements, December 17, 2004
- Chapter 1-9, Audit Standards for Governmental Organizations, Programs, Activities, and Functions, Revised June 6, 1980
- Chapter 1-11, Guidelines of the Board of Review for Anti-Deficiency Violations, Revised May 11, 2007
- Chapter 1-48, Investment of Public Funds: Repurchase Agreements, Revised September 6, 1985
- Chapter 6-B-26, Defined Contribution Pension Plan, Revised April 21, 2006
- Chapter 9-1, Income And Franchise Taxes, Revised March 14, 2014
- Chapter 9-2, Inheritance And Estate Taxes, Revised April 18, 1997
- Chapter 9-3, Real Property Taxes, Revised January 16, 2015, Revised January 16, 2015
- Chapter 9-4, Sales And Use Taxes, Revised April 18, 2014
- Chapter 9-5, Tax On Recordation Of Deeds, Revised May 9, 2014
- Chapter 9-6, Real Property Transfer Tax, Revised March 15, 2013
- Chapter 9-7, Personal Property Tax, Revised April 18, 1997
- Chapter 9-8, Motor Vehicle Fuel Tax, Revised April 18, 1997
- Chapter 9-9, Taxation Of Motor Fuel Consumed By Interstate Buses, Revised April 18, 1997
- Chapter 9-10, Cigarette Taxes, Revised April 18, 1997
- Chapter 9-11, Qualified High Technology Company, Revised March 8, 2002
- Chapter 9-20, Real Property Tax Appeals Commission, Revised July 5, 2013
- Chapter 9-30, Disposition Of Unclaimed Property, Revised April 18, 1997
- Chapter 9-31, Foreclosure Sale Of Real Property, Revised November 1, 1968
- Chapter 9-35, Gross Receipts Tax, Revised September 25, 1987
- Chapter 9-37, Estate Tax, Revised April 18, 1997
- Chapter 9-38, Central Collection Unit, Revised March 1, 2013
- Chapter 9-40, Tax Amnesty Program, Revised April 18, 1997
- Chapter 9-41, Toll Telecommunication Service Tax, Revised April 7, 1989
- Chapter 9-42, General Administration, Revised March 23, 2012
- Chapter 9-99, Definitions, Revised August 3, 1990
- Chapter 19-8, Public Library, Revised September 21, 2007
- Chapter 31-10, Public Vehicles for Hire, Revised January 2, 2015

TITLE 30
DISTRICT OF COLUMBIA MUNICIPAL REGULATIONS
LOTTERY AND CHARITABLE GAMES CONTROL BOARD

Chapter	Section	Title	Date of Last Amendment
2		Lottery Licenses	
	200	Board Approval	December 1989
	201	Eligibility Requirements	November 1993
	202	Application for Original and License Renewal	April 1992
	203	Evaluation of an Application For A License and an Assignment of On-Line Computer Terminal	August 2007
	204	Issuance of Original and Renewal License	April 1992
	205	Minimum Sale Standards	August 2007
	206	Change in Ownership, Location, Address or Type of Operation	December 1989
	207	Other Lottery Licenses	November 2010
	208	Instant Ticket Distribution Center License	December 2003
	209	Denial, Revocation or Suspension of License	November 1993
	210	Notice of Denial, Revocation or Suspension	December 1989
	211	Emergency Interruption of Agents Lottery Operations	December 1989
	212	Interruption of On-Line Operations	November 1993
	213	Voluntary Surrender Of Lottery License	December 1989
3		Agent Requirements	
	300	License & Identify Card	December 1989
	301	Instructions to Agents	December 1989
	302	Bonding of Agents	December 1989
	303	Agent Compensation	November 2010
	304	Payment for Instant Tickets	January 1997
	305	Collection of On-Line Sales Funds	November 1993
	306	Record Keeping	March 1999
	307	Time and Place of Sale	March 1999
	308	Agent Responsibility	May 2013
	309	Agency Responsibility	January 1997
	310	Agency Property	December 1989
	311	Americans with Disabilities Act Requirements	November 2009
4		Hearings	

Attachment 20

	400	Filing of a Request for a Hearing	December 2003
	401	Hearing Examiner	December 1989
	402	No Appearance Rep	December 1989
	403	Pre Hearing Conference	December 1989
	404	Time Limitation	December 1989
	405	Power to Administer Oath and Take Testimony: Subpoena Power	December 1989
	406	Failure to Appear	December 1989
	407	Continuances	December 1989
	408	Transcript of Hearing	December 1989
	409	Finding of Fact and Conclusions of Law	December 1989
	410	Maintenance	December 1989
	411	Right to Appeal	December 1989
5			
		General Provisions	
	500	Lottery Tickets	October 2003
	501	Persons Ineligible to Purchase Tickets	October 2014
	502	Ticket Responsibility	October 1992
	503	Cancelled Tickets	October 2014
	504	Defective Tickets	October 1992
	505	Ticket Vending Machine and Devices	October 1992
6			
		Claims and Prize Payments	
	600	Claims	February 2002
	601	Payment to Single Claimant only	October 2009
	602	Claim Form	October 1992
	603	Generic Lottery Ticket Validations	January 1997
	604	Instant Ticket Validation	January 2010
	605	On-Line Lottery Ticket Validation	October 1992
	606	Annuitized Prizes	October 1992
	607	Non Assignment of Prize	October 1992
	608	Payment of Prizes to Persons Under 18 Years of Age	September 1998
	609	Payment to Persons Under a Legal Disability	October 1992
	610	Prize Payment(s) Upon Death of Prize Winner	October 2003
	611	Discharge of Liability Upon Payment	October 1992
	612	Withholding From Prize Payments	October 2003
	613	Dissemination of winning numbers	October 1993
	614	Release of Information about Winners	October 1993
	615	Publication of Estimated Prizes or Winning Numbers Not A Basis For Liability	October 1993
7			
		Instant Games	
	700	Conduct of Instant Games and Agents	Proposed

Attachment 20

			Amendments Published in January 23, 2015 D.C. Register
	701	Game Procedures	Proposed Amendments Published in January 23, 2015 D.C. Register
	702	Determination of Prize Winner	Proposed Amendments Published in January 23, 2015 D.C. Register
	703	Official End of Instant Games	Proposed Amendments Published in January 23, 2015 D.C. Register
	704	Pull Tab Lottery Games	Proposed Amendments Published in January 23, 2015 D.C. Register
8		On-Line Games	
	800	Conduct of On-Line Games	October 1992
	801	Game Instructions	October 1992
	802	Drawings	October 1992
	803	Method of Placing A Bet For An On-line Game	October 1992
	804	Selection Slip	October 1993
	805	Game Sell Out Prohibition	October 1993
9		Description of On-Line Games	
	900	Description of On-Line Games	January 2006
	901	DC DAILY 6™ PRIZE STRUCTURE AND PROBABILITY OF WINNING	January 2006
	902	DESCRIPTION OF THE LUCKY NUMBERS GAME	October 1992
	903	PRIZE STRUCTURE FOR THE LUCKY NUMBERS GAME	October 1992
	904	DESCRIPTION OF THE DC-4 GAME	October 1992

Attachment 20

	905	PRIZE STRUCTURE FOR THE DC-4 GAME	October 1992
	906	DESCRIPTION OF THE POWERBALL(R) GAME	January 2012
	907	PRIZE POOL(S) AND BONUS PRIZE	February 2003
	908	POWERBALL(R) GRAND PRIZE PAYMENT	February 2009
	909	POWERBALL(R) FIXED PRIZE STRUCTURE	January 2012
	910	PROBABILITY OF WINNING	January 2012
	911	DESCRIPTION OF THE D.C. QUICK CASH GAME	October 1992
	912	PRIZE STRUCTURE FOR THE D.C. QUICK CASH GAME	October 1992
	913	DESCRIPTION OF THE POWERBALL(R) POWER PLAY PROMOTION	January 2012
	914	POWERBALL(R) POWER PLAY PRIZE POOL AND PRIZE PAYMENT	January 2014
	915	DESCRIPTION OF ON-LINE RAFFLE GAME	November 2009
	916	DISTRICT DOLLARS RAFFLE GAME PRIZE POOL, PRIZE STRUCTURE AND PROBABILITY OF WINNING	November 2009
	917	DESCRIPTION OF THE MEGA MILLIONS®GAME	October 2013
	918	MEGA MILLIONS® FIXED PRIZE STRUCTURE AND PROBABILITY	October 2013
	920	DESCRIPTION OF THE ROLLING CASH 5™ GAME	January 2006
	921	ROLLING CASH 5™ PRIZE POOL, PRIZE STRUCTURE AND PROBABILITY OF WINNING	January 2006
	922	DESCRIPTION OF EXTRA GAME ENHANCEMENT	January 2002
	923	EXTRA PRIZES AND PRIZE STRUCTURE	January 2002
	924	EXTRA PRIZE CLAIMS	January 2002
	925	DESCRIPTION OF KENO	October 2004
	926	KENO PRIZE AND PRIZE STRUCTURE	October 2004
	927	KENO VALIDATION AND PRIZE CLAIMS	February 2003
	928	DESCRIPTION OF KENO SPIN	October 2004
	929	KENO SPIN PRIZE CHART	October 2004
	932	CASH 4 LIFE GRAND PRIZE PAYMENT	January 1999
	933	DESCRIPTION OF RACE2RICHES®	November 2010

Attachment 20

	934	RACE2RICHES® PRIZE AND PRIZE STRUCTURE	November 2010
	935	RACE2RICHES® VALIDATION AND PRIZE CLAIMS	November 2010
	940	DESCRIPTION OF THE HOT LOTTO GAME	May 2013
	941	PRIZE POOL	May 2013
	942	GRAND PRIZE PAYMENT	May 2013
	943	HOT LOTTO PRIZE STRUCTURE	May 2013
	944	PROBABILITY OF WINNING	May 2013
	945	DESCRIPTION OF SIZZLER	June 2008
	946	SIZZLER PRIZE POOL, PRIZE CHART AND PROBABILITY	May 2013
	947	DESCRIPTION OF THE DC-5 GAME	July 2009
	948	DC-5 PRIZE STRUCTURE AND PROBABILITY	July 2009
	949	DESCRIPTION OF DC FAST PLAY GAMES	April 2012
	950	DC FAST PLAY TICKET VALIDATION REQUIREMENTS	April 2012
	951	DC JACKPOT FAST PLAY GAMES	August 2012
	952	DC JACKPOT PRIZE POOL AND PRIZE STRUCTURE	August 2012
	953	ROLLING JACKPOT SMOKIN' HOT DICE FAST PLAY GAME	August 2014
	954	ROLLING JACKPOT SMOKIN' HOT DICE PRIZE POOL AND PRIZE POOL STRUCTURE	August 2014
	955	DC LUCKY SUM GAME	August 2014
	956	DC LUCKY SUM DC3 & DC4 PRIZE POOLS AND PRIZE STRUCTURES	August 2014
	959	DESCRIPTION OF DC TAP & PLAY GAMES	April 2013
	960	DESCRIPTION OF DC TAP & PLAY TICKET VALIDATION REQUIREMENTS	April 20123
	970	DESCRIPTION OF THE MONOPOLY MILLIONAIRES' CLUB	October 2014
	971	MONOPOLY MILLIONAIRES' CLUB FIXED PRIZE STRUCTURE AND PROBABILITY	October 2014
	972	MONOPOLY MILLIONAIRES CLUB TELEVISION GAME SHOW	October 2014
	973	DESCRIPTION OF THE LUCKY FOR LIFE GAME	February 2015

Attachment 20

	974	LUCKY FOR LIFE PLAY RESTRICTIONS AND PLAY STYLES	February 2015
	975	LUCKY FOR LIFE PRIZE LIABILITY LIMITS, PRIZE PAYOUTS, AND PRIZE LEVELS	February 2015
	976	LUCKY FOR LIFE DISPUTES AND APPLICABLE LAW	February 2015
	980	DC3 AND DC4 PLUS OR MINUS	October 2013
	981	DC3 AND DC4 PLUS OR MINUS NUMBERS OVERALL ODDS & PRIZE STRUCTURE(S)	October 2013
10		Other Games	
	1000	Sweepstakes, Bonus and Promotional Games	October 1993
12		Bingo, Raffle, Monte Carlo Night Party and Suppliers' License	
	1200	Eligibility For Bingo, Raffle and Monte Carlo Night Party Licenses	May 1988
	1201	Senior Citizen Groups	May 1988
	1202	Application for Original, Renewal, and amended Bingo, Raffle and Monte Carlo Night Party Licenses	May 1988
	1203	Co-Sponsoring Organizations	May 1988
	1204	Bingo, Raffle and Monte Carlo Night	May 1988
	1205	Bonding	May 1988
	1206	Eligibility For Suppliers' License	May 1988
	1207	Application for Original, Renewal or Amended Suppliers' Licenses	April 2006
	1208	Suppliers' License	May 1988
	1209	Prohibited Suppliers' Activities	May 1988
	1210	Denial, Revocation or Suspension of Bingo, Raffle, and Monte Carlo Night Party Licenses and Suppliers' Licenses	May 1988
	1211	Emergency Suspension of Bingo, Raffle, and Monte Carlo Night Party Licenses and Suppliers' Licenses	May 1988
13		Bingo, Raffle and Monte Carlo Night Party Personnel	
	1300	List Required To Be Maintained	May 1988
	1301	Member-in-Charge	May 1988
	1302	Member Responsible For Gross Receipts	May 1988

14		BINGO OPERATIONS	
	1400	PREMISES	April 1991
	1401	BINGO WORKERS AND CONSULTANTS	April 1991
	1402	CHARGES	April 1991
	1403	BINGO EQUIPMENT AND SUPPLIES	April 1991
	1404	BINGO CARDS	April 1991
	1405	METHOD OF PLAY	April 1991
	1406	VERIFICATION OF WINNER	April 1991
	1407	PAYMENT OF WINNERS	April 1991
	1408	BINGO PRIZES	April 1991
	1409	CHARITY GAME TICKETS	May 1988
	1410	RECORDKEEPING	May 1988
	1411	DISBURSEMENT OF BINGO RECEIPTS	May 1988
	1412	EXPENSES	April 1991
	1413	FINANCIAL REPORT	May 1988
	1414	MULTIHALL BINGO LICENSE	April 1991
15		RAFFLES	
	1500	PREMISES	May 1988
	1501	RAFFLE WORKERS	May 1988
	1502	RAFFLE TICKET REQUIREMENTS	May 1988
	1503	RAFFLE DRAW	May 1988
	1504	RAFFLE PRIZES	May 1988
	1505	RECORDKEEPING	May 1988
	1506	DISBURSEMENT OF RAFFLE RECEIPTS	May 1988
	1507	EXPENSES	May 1988
	1508	FINANCIAL REPORTS	May 1988
	1509	50/50 RAFFLES CONDUCTED BY CHARITABLE FOUNDATIONS AFFILIATED WITH COLLEGIATE OR PROFESSIONAL SPORTS TEAMS	December 2014
16		MONTE CARLO NIGHT PARTIES	
	1600	PREMISES	May 1988
	1601	MONTE CARLO NIGHT PARTY WORKERS	May 1988
	1602	MONTE CARLO NIGHT PARTY GAMES AND EQUIPMENT	May 1988
	1603	OPERATION OF MONTE CARLO NIGHT PARTY	April 2006
	1604	METHOD OF PLAY	April 2006
	1605	PRIZES	April 2006
	1606	MONTE CARLO NIGHT PARTY RAFFLES	April 2006
	1607	RECORDKEEPING	May 1988

Attachment 20

	1608	DISBURSEMENT OF MONTE CARLO NIGHT PARTY RECEIPTS	May 1988
	1609	EXPENSES	May 1988
	1610	FINANCIAL REPORT	May 1988
17		PROHIBITED ACTS	
	1700	GAMES PROHIBITED	May 1988
	1701	ADVERTISING	May 1988
	1702	PERSONS UNDER AGE EIGHTEEN	May 1988
	1703	AIDING OR ABETTING UNAUTHORIZED BINGO, RAFFLES OR MONTE CARLO NIGHT	May 1988
	1704	FINES	May 1988

*Chapter 1 (Organization of the Lottery and Charitable Games Control Board) and chapters 20-25 (relating to Lottery Board Procurements) are in the process of being repealed because they are no longer relevant to the operation of the DC Lottery.

Attachment 21A

Office of Tax and Revenue FY 2014-2015 New Programs

Description	Date Implemented	Funding Required	Results
In-sourcing billing	September, 2014	Approximately \$220,000 over a full year	This change was required in order to be in compliance with IRS Publication 1075, allowing OTR and the OCFO to continue to participate in various Federal compliance offset and other programs.
Suspense and Review	March, 2014	Approximately \$150,000	5 additional FTEs hired increased productivity by 22,000 over the prior year (approximately a 23% productivity enhancement over a full year)
Forms program enhancement	September, 2013	Resources reassigned internally	These employees' primary responsibilities are to update, design, procure and distribute the District's tax forms and booklets. Their responsibilities also include the approvals of all substitute forms for software vendors, to provide updated tax forms and materials for our website and to present at Outreach activities regarding tax forms changes and procedural updates. The addition of this team allowed OTR to be timely in the development and distribution of all tax forms and booklets.
Audit of Corporate Taxpayers (Construction)	2013-2014	Resources assigned internally	Between 2013 and 2014, two audits were conducted that resulted in assessments for use tax totaling just under \$1 million. The initiative is ongoing.
Section 482/Transfer Pricing	2008-2013	Resources assigned internally	\$9.27 million in revenue generated, with several cases in litigation currently
Audit of Online Travel Companies	February, 2014	Resources assigned internally	A stipulated judgment issued by Superior Court for base tax totaling \$26 million. Estimated final settlement may be as high as \$75 million. OTR expects companies to file an appeal; litigation ongoing.
Computer Aided Mass Appraisal System Upgrade	May , 2014	Approximately \$123,000	Complied with audit recommendations regarding system security

Attachment 21A

Upgraded Recorder of Deeds System	February , 2014	\$340,000	Ensured continuity of operations at the Recorder of Deeds as software was no longer supported; enhanced management information and efficiency in receiving and exchanging information online with customers; enhanced customer service by providing immediate online viewing of recorded documents and improved indexing through OCR
Added additional tax types to Federal Vendor Offset program	2013-2014	Approximately \$25,000	Enhanced compliance by offsetting non-income tax refunds to pay off federal debts, as part of overall partnership with US Treasury. By fully complying with agreement, OTR ensures that the District will continue to receive offsets of federal tax and vendor payments to settle tax debts.
Implemented Wells Fargo Payment Gateway and upgrade for accepting Real Property payments	September ,2014	Approximately \$25,000	Eliminated audit finding regarding previous payment clearing house, improved customer service by allowing payment by electronic debit (e-check).
Implemented issuing refunds using Debit Cards	January ,2014	Approximately \$67,000	Provides a check alternative to taxpayers who are “unbanked,” eliminating the fees paid to check cashing companies and the like in order to access funds from a refund check.
Implemented multi-year Modernized eFiling support	January,2014	Resources Assigned internally	Complies with IRS requirements for participating in Fed/State filing program, which facilitates online filing for taxpayers. Also provides front line employees with more reliable return images for electronically filed returns, to enhance customer service
Implemented internal offset across all tax types	April , 2014	Approximately \$25,000	Enhanced compliance by capturing refunds/credits due to the District, across multiple tax types, where a common SSN/FEIN was used.
Added functionality in eTSC to view four years of tax sales notices as well as current bill	July , 2014	Approximately \$10,000	Enhanced customer self-service for property owners and tax sale purchasers regarding property billing status.
Automated creation of list of taxpayers for homestead audit on DMF or who filed D40B non-	October, 2014	Approximately \$25,000	Enhanced compliance with Homestead program regulations by identifying populations of deceased

Attachment 21A

resident form			and non-resident property owners with current Homestead credits, facilitating ongoing audit programs.
Developed and mailed RPT Tax Deferral Notice to senior citizens	December ,2014	\$15,000	Notified District property owners of new program to assist those who might be experiencing financial hardship by deferring real property tax payments without incurring large penalties and interest or risking loss of property through tax sale.
Enhanced Fraud Detection	2013-2014	Approximately \$180,000	Added 2 additional reviewers and 1 support staffer to the Refund Control Unit, to provide enhanced scrutiny of high-risk refunds prior to issuance, and support requests to taxpayers for additional information as necessary.
Commercial Appraisal Unit	March 2014	\$477,000 annual cost for new appraisers; internal resources used for implementing online appeal functionality	Hired additional commercial appraisers in response to recommendations. Reorganized the work of the commercial unit to improve expertise and assessment of properties with common characteristics. Developed and implemented phase 1 of an online appeals request functionality.

Attachment 21B

Projects – OPRS Retirement Division	Timeframe	Cost	Funding Source	Results
Develop secured web-portal for the retired members of the US Park Police and US Secret Service.	<p><i>Project begin date:</i> June 2014</p> <p><i>Project completion date:</i> September 30, 2014</p>	All costs associated with program are included in the operation support MOU between OPRS and OCTO.	All funding reimbursed by the Federal Police.	<p>Provide federal police retirees with critical updates and access to information about their retirement plan.</p> <p>Enable retirees to print annuity statements at their convenience.</p>
Facilitate online health insurance open enrollment.	<p><i>Project begin date:</i> October 1, 2014</p> <p><i>Project completion date:</i> December 30, 2014</p>	All costs associated with program are included in the operation support MOU between OPRS and OCTO.	All funding reimbursed by the Federal Police.	Federal Employees' Health Benefits (FEHB) annual open enrollment conducted online. Retirees allowed to make changes to their health insurance coverage.
Develop logo brand and issue pension plan summary plan description.	<p><i>Project begin date:</i> January 12, 2015</p> <p><i>Project completion date:</i> March 30, 2015</p>	All costs associated with program are included in the operation support MOU between OPRS and OCTO.	All funding reimbursed by the Federal Police.	<p>Build brand identity for federal police retirees that is separate from metropolitan police.</p> <p>Compliance with legal requirements to issues Summary Plan Description to participants.</p>
Allow annuitants to make changed to their personal information i.e., address changes, banking changes, and tax changes.	<p><i>Project begin date:</i> February 2015</p> <p><i>Project completion date:</i> June 30, 2015</p>	All costs associated with program are included in the operation support MOU between OPRS and OCTO.	All funding reimbursed by the Federal Police.	Grant full access to online self-service capabilities enabling annuitants to update their banking information, make changes to their tax forms and submit changes in their address.

OCFO FY 2014 MOUs

Subject	Amount
MOU btw DPW & DDOT for OCFO auditing and accounting services for several agencies in the Government Services Cluster.	\$789,158
MOU btw DCNG, DOES & OFT to administer the CGYCA program.	\$102,490
MOU btw DOH & OFT to transfer funds.	\$5,200
MOU btw OTR & OAG for 2 Specialist positions.	\$214,236
MOU btw DDOT, DPW & OCFO to provide auditing and accounting services.	\$789,158
MOU btw DMV & OCFO to add Collection Fee to ticket in eTIMS.	\$7,800
MOU btw MPD & OFT for Cashier Services.	\$25,000
MOU btw OCFO & DMV for ticket processing services.	\$7,800
MOU btw MPD & OFT for Issuance of TIPS for Cash Program.	\$250
MOU btw OFT & DHS to handle the Issuance of TANF benefits.	\$232,500.00
MOU btw OFT & MPD to provide a teller at 301 C St, NW.	\$25,000
MOU btw OFT & DHS to handle the Issuance of Food Stamp benefits.	\$408,400.00
MOU btw OFT & DCRA to provide cashier services.	\$178,000.00
MOU btw OFT & DOH for contract awarded to CSC Covansys Corp. to provide certain WIC Program Project Management Services.	\$170,000.00
MOU btw OS/D&A & OFT to facilitate credit and debit card transaction processing for revenue collections through Merchant Identification.	\$1,000
MOU btw DOE & OFT to facilitate credit and debit card transactions.	\$15,000
MOU btw DPR & OFT to facilitate credit and debit card transactions.	\$40,000.00
MOU btw DCTC & OFT to facilitate credit and debit card transactions.	\$8,000
MOU btw DPW & OFT to facilitate credit and debit card transactions.	\$80,000.00
MOU btw OMPTD & OFT to facilitate credit and debit card transactions.	\$4,000
MOU btw ABRA & OFT to facilitate credit and debit card transactions.	\$22,500
MOU btw DCRA & OFT to facilitate credit and debit card transactions.	\$33,000
MOU btw DMV & OFT to facilitate credit and debit card transactions.	\$10,000.00
MOU btw OS/NC & OFT to facilitate credit and debit card transactions.	\$5,500.00
MOU btw OPGS & OFT to facilitate credit and debit card transactions.	\$500.00
MOU btw DOH & OFT to facilitate credit and debit card transactions.	\$165,000
MOU btw DCPL & OFT for armored car services.	\$2,600
MOU btw DCPS & OFT for armored car services.	\$60,000
MOU btw DCRA & OFT for armored car services.	\$5,200.00
MOU btw MPD & OFT for armored car services.	\$2,400
MOU btw DMH & OFT for armored car services.	\$2,400.00
MOU btw DMV & OFT for armored car services.	\$24,000.00
MOU btw DOC & OFT for armored car services.	\$1,700
MOU btw DOH & OFT for armored car services.	\$5,200.00
MOU btw UDC & OFT for armored car services.	\$9,300.00
MOU btw OA & OCFO for related financial management and reporting services.	\$110,000
MOU btw DCHR & OCFO for Intra-District Budget Authority Increase.	\$164,871
MOU btw CA & OCFO for FY14 City Wide Services.	
MOU btw OCFO/OPR & OCTO for Peoplesoft operation and maintenance.	\$250,925
MOU btw OTR & DDOE for Bag Bill modification.	\$67,472
MOU btw OCP & OCFO for Ghost Card Program.	

MOU btw OCA & OCFO for City Wide Services.	
MOU btw DCHR & OCFO to provide financial services.	\$263,331.12
MOU btw DCOA & OCFO to provide full financial services.	\$110,000.00
MOU btw DCHR & OCFO to provide full financial services.	\$263,331.12
MOU btw DCOA & OCFO to provide full financial services.	\$110,000.00
MOU btw OCT & OCFO to provide full financial services.	\$150,000.00
MOU btw OCP & OCFO to provide full financial services.	\$75,000
MOU btw OCFO & DSLBD for transfer of funds for FTE position.	\$90,800
MOU btw OCFO & RPTAC for transfer of funds for FTE position.	\$38,000.00
MOU btw OCFO & DCRA for transfer of funds for FTE position.	\$128,800.00
MOU btw OCT & OCFO for financial services.	\$150,000
MOU btw DCOA & OCFO for financial services.	\$110,000
MOU btw OCP & OCFO for financial services.	\$75,000
MOU btw DCHR & OCFO for financial services.	\$263,331
MOU btw DDOE & OTR for Anacostia River Clean Up.	\$71,000
MOU btw OTR & DHCF to provide services enabling DC to collect assessments on Nursing Homes.	\$138,000.00
MOU btw DGS & OCFO for parking spaces.	\$51,300
MOU btw OCFO & OCP for financial services.	\$70,000
MOU btw OTR & DHCF for financial services.	\$138,000.00
MOU btw OCT & OCFO for full financial services.	\$150,000.00
MOU btw OCT & OCFO for full financial services.	\$150,000.00
MOU btw DGS & DCLB/OCFO for 2 parking spaces at the Reeves Center	\$3,360.00
MOU btw DGS & OCFO for parking spaces in the Ronald Reagan Bldg.	\$61,560.00
MOU btw DGS & OCFO for parking spaces in the Ronald Reagan Bldg.	\$51,300.00
MOU btw DOH & OCFO for Armored Car Services.	\$5,200.00
MOU btw OCFO & DCFEMS to provide CPR/AED and First Aid training.	\$10,500.00
MOU btw DOC, OUC & OCFO/PSJ for Shared Services Center.	\$90,000.00
MOU btw DOC, OUC & OCFO/PSJ for Armored Car Services.	\$1,700.00
MOU btw DOH & OCFO to contract with CSC Convansys Corp.	\$170,000.00
MOU btw DBH, DOES & OCFO for payroll management.	\$261,000.00
MOU btw DGS & OCFO/DCLB for parking spaces in the Reeves Center.	\$1,680.00
MOA btw OCFO/OTR & DCPL to provide space and promotion for OCFO Tax Resolution Day.	N/A
MOA btw DCPL & OTR for Tax Resolution Day program.	N/A
MOA btw HBX & OCFO to participate in the Pcard Program.	N/A
MOU btw DGS & OFRM for financial services.	\$65,000.00
MOU btw DGS & OFRM for financial services.	\$650,000.00
MOU btw OCP, DCBX & OCFO for P-Card Funding.	
MOU btw OCFO & DGS/PSD for security guard.	\$82,946.88
MOU btw DCTC, WMATA, and OCFO to create the CAPS-DC	N/A
MOU btw ODMHHS and OCFO for OCFO to provide information related to properties at risk of tax sale foreclosure	N/A
MOU btw ORM and DGS to accomodate transfer funding from ORM to DGS for an office renovation at 441 4th street suite 800	\$165,165.00
MOU btw OCFO and DCLB to enter promotional agreement with Authority entitling the DCLB to receive sponsorship benefits	\$10,000.00
MOU btw OCFO for its OMA and DGS/PSD so DGS/PSD can provide OMA with an unarmed security guard at 1100 4th street	\$82,946.88

Attachment 24

MOU btw OCFO & FEMS for CPR & AED training.	\$26,250.00
MOU btw OAG & OTR to provide funding for Tax Fraud Specialist position.	\$214,236.00
MOU btw WMATA & DCTC & OCFO for Paratransit Services.	
MOU btw OCFO & DCTRC for administrative support.	\$404,802.77
MOU btw DOH & OCFO for cashier services.	\$27,719.00
MOU btw OCFO & DGS for security services at 1100 4th St. SW.	\$82,946.88
MOU btw EOM/Serve DC & OCFO for Imprest Petty Cash Reimbursement	\$137.40
MOU btw OCTO & OCFO/DCPS for Software changes in PASS.	\$134,448.00
MOU btw OCFO & DOH(HCRLA) for cashier services.	\$27,419.00
MOU btw OCFO, DCPS & OCTO to implement the accounting changes in PASS.	\$134,448.00
MOU btw OFT & DOH for cashier services.	\$27,719.00
MOU btw OCFO, DPW & DDOT to provide financial services.	\$805,647.00
MOU btw OCTO & OCFO to implement the accounting changes in PASS	\$134,448.00
MOU btw OCFO & OAG for the cost of deposition transcripts and fees.	\$20,000.00
MOU btw OCFO & DCHFA for tax lien extinguishment program.	
MOU btw DCFEMS & OCFO for CPR, AED and first aid training.	\$8,750.00
MOU btw OCFO & OCTO for PeopleFirst Conversion to PeopleSoft.	\$850,783.00
MOU btw DCRA & OFT for merchant services.	N/A
MOU btw DHR & OCFO for financial services.	\$295,000.00
MOU btw DCOA & OCFO for financial services.	\$110,000.00
MOU btw OCT & OCFO for financial services.	\$150,000.00
MOU btw OCP & OCFO for financial services.	\$95,665.00
MOU btw OCFO & OCTO for end-of-time payroll and tax processing solution.	\$850,783.00
MOU btw OCFO & DCRA for financial services and support.	\$141,900.00
MOU btw OCFO & DSLBD for financial services and support.	\$90,000.00
MOU btw OCFO & RPTAC for financial services and support.	\$51,900.00
MOU btw DDOE & OTR for the Bag Law.	\$45,105.00
MOU btw DGS & OCFO/OFRM to provide financial services.	\$65,000.00
MOU btw DSLBD, RPTAC, DCRA & OCFO for financial services.	\$141,900.00

Please list and describe any ongoing investigations, audits, or reports on your agency or any employee of your agency; or any investigations, studies, audits, or reports on your agency or any employee of your agency that were completed during FY14 or FY15, to date. Please reference where any audits or reports are located on the OCFO website, where applicable.

Office on Integrity and Oversight (OIO):

FY 2014 Completed Audits

- Review of Residential Real Property Tax Lien Sales (September 1, 2003 to September 1, 2013) – Part I *Status: Final Report Issued in January 2014*
This review was required by the Tax Lien Compensation and Relief Reporting Act of 2013 (*Act*). The review addressed the *Act*'s requirements for a broad review of the process used by OTR to sell residential tax liens during the 2003 – 2013 period, and provided details analysis of the properties that were foreclosed upon, as a result of the sale of the tax liens. This report is available at the OCFO website.
- Audit of Internal Controls over the Examination Unit of the Recorder of Deeds (ROD) at the Office of Tax and Revenue (OTR) *Status: Final Report Issued in February 2014*
The objectives of the audit were to: 1) verify that internal controls for documentation processing assure timely and accurate processing of deeds and other related documents; and 2) determine whether revenues from recordation fees and taxes are properly accounted for. This report is available at the OCFO website.
- Audit of Changes in Real Property Class Codes by the Office of Tax and Revenue Real Property Tax Administration (RPTA) *Status: Final Report Issued in May 2014*
The objectives of the audit were to: 1) obtain and overall understanding of the class code changing process employed by OTR/RPTA and the impact on the real property's value and tax billing; 2) determine whether OTR/RPTA maintains a functional system of internal controls to ensure that all class code changes are appropriately reviewed, approved timely, and updated in the Integrated Tax System (ITS); and 3) verify on a test basis that the class code changes recorded in the ITS are supported by appropriate documentation. This report is available at the OCFO website.
- Audit of the Office of Tax and Revenue's Interest Costs for the Delayed Return of Tax Refunds *Status: Final Report Issued in September 2014*
The objectives of the audit were: 1) review of the internal control system to assure that the refunds, containing interest, were processed following applicable laws and regulation, that the related interest costs were accurately calculated, and the District's

revenue were accurately safeguarded; and 2) determine whether OTR employed best practices in the resolution of the causes for delays in the processing of refunds.

- Agency Self-Certification of the Status of Prior Years Audit Recommendations at the Office of Tax and Revenue (OTR)^[1] *Status: Final Report Issued in September 2014*
The objective of this engagement was to follow-up on OTR's management corrective action plans to ensure that these plans were duly implemented. OTR provided Self-Certification report on the status of 82 recommendations made by OIO in 11 audits and management letters issued during FYs 2011 and 2012.
- Review of Residential Real Property Tax Lien Sales – Part II Redeemed Properties (September 1, 2003 to September 1, 2013) *Status: Final Report Issued in October 2014*
This review was required by the Tax Lien Compensation and Relief Reporting Act of 2013 (*Act*). The review provided analysis of foreclosures and redemptions of residential properties with outstanding delinquent real property taxes of less than \$2,500. Additionally, this review analyzed the tax sale data to determine whether a taxpayer, at the time of the tax sale, was: age 60 or older, whether they were disabled, or a veteran.
- Verification of Agencies' Corrective Actions on Remediating FY 2012 CAFR Significant Deficiencies (Yellow Book) *Status: Final Report Issued in October 2013*
The objective of this engagement was to determine whether agencies' planned corrective actions adequately address the external auditors' findings and recommendations reported in the Independent Auditors' Report on Internal Control and Compliance over Financial Reporting for the Fiscal Year Ended September 30, 2013.
- Audit of Internal Controls over the Office of Finance and Treasury's Pension Fund Operations *Status: Final Report Issued in June 2014*
The objectives of the audit were to: 1) determine OFT's compliance with laws and regulations, policies and procedures governing the District's pension plans; and 2) assess sufficiency of internal controls over OFT's management of the pension plans.
- Audit of Cash Handling Process over Promotional Events at the District of Columbia Lottery and Charitable Games Control Board *Status: Final Report Issued in February 2014*
The objectives of the audit were to determine whether DCLB: 1) established effective internal controls over cash handling process for promotional events; 2) follow its promotional events cash handling policies and procedures; and 3) promotional events cash is property and accurately recorded in a timely manner. This report is available at the OCFO website.

^[1] This engagement was originally titled "Follow-up Audit of Prior Years Audit Recommendations at the Office of Tax and Revenue (OTR)".

- Proactive Integrity Survey of Internal Controls over the Cash Collection Process at the District of Columbia Public Library *Status: Final Report Issued in November 2013*
The objectives of the survey were to determine whether DCPL: 1) had complied with applicable laws and regulations; and 2) implemented effective internal controls procedures regarding the cash collection functions to safeguard District assets from fraud, waste and abuse. This report is available at the OCFO website.
- Audit of the Inmate Welfare Fund Financial Statements for the Fiscal Year Ended September 30, 2013 *Status: Final Report Issued in January 2014*
The audit was conducted pursuant to D.C. Code §24-282(e) (2007). The objectives of the audit were to: (1) express an opinion on the financial statements of the Fund; (2) determine whether expenditures/costs charged to the Fund were proper; (3) determine whether internal controls over fund transactions and financial reporting were adequate; and (4) determine whether the Fund is administered in accordance with laws and regulations. This report is available at the OCFO website.
- Audit of Internal Controls over the Payroll System at the Not-For-Profit Hospital Corporation (United Medical Center – UMC) *Status: Final Report Issued in May 2014*
The objectives of the audit were to determine whether UMC: 1) established effective internal controls to ensure accuracy and integrity of the payroll system; 2) managed its timekeeping and payroll functions in an effective and efficient manner; and 3) complied with the requirements of applicable laws and regulations. This report is available at the OCFO website.

FY 2015 Completed Audits

- Audit of Selected District Agencies' Internal Controls over Recording Accrued Non-Personnel Expenditures *Status: Final Report Issued in December 2014*
The objectives of the audit were to determine whether: a) the District agencies comply with the applicable laws and regulations regarding recording accrued Non-Personnel Services (NPS) expenditures; and b) effective internal controls are in place to ensure that the District agencies are complying with the requirements of the General Accepted Accounting Principles (GAAP) regarding recording accrued NPS expenditures.
- Audit of the Inmate Welfare Fund Financial Statements for the Fiscal Year Ended September 30, 2014 *Status: Final Report Issued in January 2015*
The audit was conducted pursuant to D.C. Code §24-282(e) (2007). The objectives of the audit were to: (1) express an opinion on the financial statements of the Fund; (2) determine whether expenditures/costs charged to the Fund were proper; (3) determine whether internal controls over fund transactions and financial reporting were adequate; and (4) determine whether the Fund is administered in accordance with laws and regulations.

FY 2015 Ongoing Audits/Engagements

- Follow-up Procedures on Prior Audit Findings and Management Corrective Action Plans Relating to FY 2013 Single Audit
- Audit of Internal Controls over the Cash Collections Process at Selected Non-OCFO Agencies
- Quality Assurance and Independent Verification and Validation (QA/IV&V) of the Remediation Effort on the 2014 IRS Safeguard Report
- Audit of Internal Controls over the System of Accounting and Reporting (SOAR) Manual Refunds at OTR
- Audit of Cashiering Operations at OFT
- Audit of Inventory Controls over Instant Tickets and the Retail Licensing Process at DCLB
- Review of Business Self-Assessment Internal Control Program at OTR

#	RECOMMENDATIONS	STATUS	Next Steps/Update
1	The District should transition from valuing commercial properties one at a time with offline spreadsheets to building income models and integrating them into the Vision CAMA system.	In Progress	An office properties income approach model was fully implemented in CAMA for TY 2015 assessment, and similarly an apartment income approach model has been modified for the TY 2016 assessment to reflect any existing government subsidized housing programs that impact market value of these properties.
2	Models for each property type should be created. Property types should be stratified into classes so that individual models can be created and applied to like properties.	In Progress	Office and apartments models have been fully implemented in CAMA for TY 2015 and TY 2016. RPAD is concluding the development of retail model in our CAMA Vision 7 that will be deployed for TY 2017 assessment.
3	Instead of each appraiser researching his or her own market rent, vacancy and expenses and assigning those to individual properties, the District should coordinate this effort in an organized way.	Completed	Appraisers are now assigned to a small cadre charged with appraising one or two property-type specific properties. Additionally, in order to have the robust analytics needed for commercial properties mass appraisal modeling, a Senior Appraiser (Market Analyst – DS13) position has been created and interviews are occurring the week of February 17, 2015. The analyst will be a primary source of research data; however, individual appraisers and appraiser technicians will still be responsible for data collection.
4	The income models should include estimates of market rent, market vacancy rates, market expenses and capitalization rates.	Completed	The existing income models include estimates of market rent, market vacancy rates, market expenses and capitalization rates. The rates are derived from Income & Expense data, survey findings and on-line databases.
5	RPAD should create an in-house capitalization rate study.	Completed	RPTA has always conducted in-house cap rate studies. Occasionally when the economy is poor, RPTA may find sales volume too small to glean meaningful results. RPTA then makes use of survey data in conjunction with sales analysis to derived cap rates. In the last two years, the in-house study

Attachment 27

			has given more reliable results based on the increase in sales activity and is supplemented with investor surveys. Recent challenges to RPAD’s deliberative process by a Tax Representative in D.C. Superior Court may compromise the confidentiality of the raw data used in the studies.
6	Once models are created, they would be input into the CAMA system so that commercial properties could be valued systematically en masse.	Completed	Referring to recommendation 1 above, models have been created and commercial properties are being valued via the models en masse,
7	Responsibility for commercial land valuation should be consolidated to one or two appraisers so that more consistent results would be achieved.	Completed	There are now four appraisers assigned to vacant commercial land valuation. As an FY 2016 program enhancement, RPAD has proposed a new Commercial Unit (Special Projects) to focus on all commercial land valuation and other special purpose properties.
8	OTR should explore ways to better align assessment notice and I&E questionnaire deadlines.	In Progress	The proposed bill entitled “Major Property Assessment and Appeals Schedule Revision Act of 2013” is still pending actions or passage by the Council. Currently the assessment valuation date is January 1, while most recent I&E forms are not submitted until April 15. RPAD contends that having timely I&E information adequate time for analysis of the same will result in more accurate, fair and equitable valuations of commercial properties.
9	The income and expense questionnaires should be simplified.	Completed	Whereas in prior years RPTA had five separate forms, typically of six pages each, this year the number and size has been substantially reduced. There are three forms of typically two pages each. Additionally, this year will inaugurate on-line filing of the returns.
10	Once the surveys are re-designed, appraisers should review them prior to sending them to the outside vendor for	Completed	This is no longer a necessity as the forms will remain within RPTA for data analysis by the appraisers.

	data entry.		
11	After they are reviewed, returned income and expense surveys should be uploaded to the CAMA system.	In Progress	The CAMA system currently does not allow for direct download to individual commercial records. Although it is not a feature of the system, the lack of this functionality has no adverse impact on the way the appraisers value property. They will still have access to the individual form and the aggregated data from all of the other individual forms specific to the property type. Meanwhile, OTR will continue to explore strategies to implement this recommendation in near future.
12	Management should review all facets of its performance evaluation system with a view to ensuring all valid sales participate in the ratio study, including multi-parcel sales.	Completed	RPTA has improved our ratio studies by including multi-parcel sales in our most recent annual published Assessment/Sales Ratio Report.
13	Staff from the Standards & Services Unit should review sales validation efforts to ensure their integrity and to investigate and resolve outliers and extremes.	Completed	This recommendation is being followed. The Standards & Services Unit is charged with reviewing the verification of sales data produced by the four appraisal units. It makes use of a multitude of resources, to include MRIS, CoStar, LanData, and others to ensure that outliers and extreme ratios are properly reviewed. RPTA intends to hire an appraiser to supplement this effort.
14	Procedures used in the District's ratio studies should be brought into conformance with IAAO standards, especially with respect to trimming, but also with respect to stratification, documentation and other matters.	Completed	RPTA has been consistent in adhering to IAAO standards on ratio studies, especially in scrutinizing data identified as outliers before trimming such data. Ratio studies are done every assessment cycle. We published TY 2015 studies on CFO website last December

Attachment 27

15	Management should continue to monitor the quality of its valuation performance as it already does via its appeals tracking system, recognizing that a superior measure of performance is found in assessment to sales price ratio studies.	Completed	RPTA is monitoring the quality of its commercial valuations. On an ongoing basis, our appraisers collect and validate new sales, then run property specific assessment to sales ratios. The cumulative result of this assignment is used in the overall measurement of our assessment level and uniformity. TY 2015 appeals were higher than the prior two tax years, but the average percentage of value reduction is consistent with prior years.
16	Some form of quality assurance, whether double key entry, embedded consistency edits, or some other alternative, should be considered for the appeals monitoring system used by RPTAC.	Not OTR	N/A
17	The staffing and workloads of the litigation support unit should be reviewed to determine whether there is a need to separate the management of level one and level two appeals to allow the litigation unit to focus on Superior Court cases.	Not Implemented	The litigation support unit received additional staffing in FY 2014, and there are no current plans to separate management of first and second level appeals from those cases going to Superior Court.
18	Once the Commercial Section is reorganized by property type, each team (office, retail, multi-family) should represent its own properties at level-one and level-two hearings.	Completed	RPTA has implemented this recommendation. The third level appeal process will be conducted by the Appeals and Litigation team, with support of the two commercial units.

<p>19</p>	<p>RPAD personnel should respond to any presentation of evidence on the part of petitioners overly relying on leased-fee values at level-two hearings by providing RPTAC commissioners with relevant citations to the market-value standard in the DC Code. OTR also should bring the consequences of an over-reliance on leased-fee values based on a selective reading of the National Place decision to the attention of the District Council and to seek clarification of the standard of assessment.</p>	<p>Not Implemented</p>	<p>RPTA did not concur with this recommendation. RPTA would need legislative action to change the definition of value in order to appraise property in fee-simple. Contract rent, therefore leased-fee estate, must to be considered per existing code. However, at RPTAC, appraisal personnel defend values by disputing the extent that contact rents may be considered, to the extent possible.</p>
<p>20</p>	<p>For level-one and level-two hearings, the District should create a standard commercial appeal template that incorporates the cost, market and income approaches.</p>	<p>Completed</p>	<p>RPTA has completed standardized templates for offices and hotels for use in Superior Court. This was an immediate need. We will have developed templates in advance of the TY 2015 RPTAC appeal season that typically begins in September or October, 2014. There are no plans to develop templates for the first-level, as they are not necessary in that venue.</p>
<p>21</p>	<p>For Superior Court cases, the District should avoid relying solely on RPAD staff to defend assessments in Superior Court using their "expert reports."</p>	<p>Not OTR</p>	<p>N/A</p>
<p>22</p>	<p>With the support of the OCFO and OTR, RPTA management should initiate a strategic planning exercise designed to shift resources from defending appealed assessments and to making the organizational and procedural changes recommended in Section 2 and Section 3.2 with the aim of producing more equitable and defensible values.</p>	<p>Completed</p>	<p>RPTA has implemented many recommendations cited in the report to include new valuation models and staff reallocations, to name a few. These efforts have been designed to assist RPTA to "get it right the first time" and thus shift the effort away from appeals. Appeals are always going to be a large aspect of assessment administration, especially with the lack of guidance from the courts.</p>

Attachment 27

23	The Major Property and General Commercial units should be combined to achieve greater efficiency.	Completed	The two units have remained, but no distinction exists based on value, as in the past. Supervisory span of control precludes just one unit as there are 21 commercial appraisers in RPAD. The new units are Commercial Unit "A" and Commercial Unit "B", the identical structure as is in our residential units.
24	Assign the commercial staff by property type instead of geographically.	Completed	This recommendation has been fully implemented. RPTA has shifted from geographic to property type assignments for the commercial appraisers. As mentioned before, a small cadre of appraisers will now specialize in one or two property types as their assignment.
25	The formal education, experience and specialized training requirements in current position descriptions should be brought into line with the general qualifications laid out in Appendix A of the IAAO <i>Standard of Professional Development</i> .	In Progress	RPAD is currently drafting a document, "Training and Professional Development Program", to include incorporation of the IAAO Standards of Professional Development in order to formalize and standardize training requirements for the various positions within the division. This ties to recommendation # 27. A draft proposal on this recommendation will be ready August 1, 2015.
26	A two-part training needs analysis should be made. First, RPAD should identify any shortcomings in the training of the current appraisal staff. Second, RPAD should formalize a continuing education requirement (also addressed in <i>Standard on Professional Development</i>). Appropriate funding should be provided.	In Progress	A training and education survey of the staff will be conducted in the spring of 2015. In conjunction with the training and professional development document referenced above, a plan will be devised to ensure the current staff has effective and timely training.

Attachment 27

27	A formal analysis of salary sufficiency should be made when qualifications have been upgraded. Consideration should also be given to offering stipends for appraisers who possess an appropriate professional credential, such as the Certified Assessment Evaluator (CAE) conferred by IAAO or the member, Appraisal Institute (MAI) conferred by the Appraisal Institute.	In Progress	Currently there is no incentive for achieving any of the industry professional designations or obtaining qualifications upgrade. Meanwhile, OTR recognizes the need to formalize and standardize a continuing education program for appraisers. These initiatives require certain mandates that may or may not need ratification by the Council. OTR will have a formal proposal on this recommendation by August 1, 2015.
28	In addition to the recommendations made in Section 3.3.3, OTR should consider some form of competency training.	Not Implemented	There are no immediate plans to conduct competency testing of the existing staff.

Question 29: Please identify all recommendations identified by the Office of the Inspector General, D.C. Auditor, or other federal or local oversight entities during the previous 2 years. Please provide an update on what actions have been taken to address these recommendations.

The following tables present the recommendations made to the OCFO by the Office of the Inspector General (OIG), and the Office of D.C. Auditor (ODCA) for the previous two years (FY 2013- 2014)

1. Office of Inspector General (OIG)					
Report No.	FY 2013	FY 2014	Total Recommendations	Implemented	In Progress/Not Implemented
OIG 13-2-01AT - Evaluation of the District's Management and Valuation of Commercial Real Property Assessments 11/16/12 (OTR)	28		28	28	0
OIG 11-1-11AT - Application Control Review of the Integrated Tax System 5/15/13 (OTR)	18		18	11	7 (5: Agency disagreed/2: in progress)
OIG 08-1-26AT - Audit of Contracting and Procurement Operations 9/30/13(OMA)	9		9	9	0
OIG 11-1-15AT - Audit of Special Education Attorney Certifications 10/11/13 (DCPS)		3	3	3	0
OIG 11-2-27AT - Audit of Commercial Mortgage Recordation at the Office of Tax and Revenue 4/2/14 (OTR)		21	21	19	2 (Agency disagreed)
Totals	55	24	79	70	9

Status of OIG Recommendations:

The five reports issued by the OIG contained a total of 79 recommendations. The current status of implementation by the Agencies is as follows: 70 recommendations were implemented and 9 remain open. The agencies are in the process of implementing 2 of the open recommendations. The Agencies disagreed with 7 out of the 9 open recommendations.

2. Office of the D.C. Auditor (ODCA)					
Agency	FY 2013	FY 2014	Total Recommendations	Implemented	In Progress/Not Implemented
Public Service Commission Report No. DCA302013	4		4	4	0
District of Columbia Lottery and Charitable Games Control Board Report No. DCA312014		5	5	4	1 – Not Implemented, Agency Disagreed
University of District Columbia Report No. DCA272014		3	3	3	0
Office of the People’s Counsel Report No. DCA072014		4	4	4	0
Total	4	12	16	15	1

Status of DCOA Recommendations:

The four reports issued by the ODCA had a total of 16 recommendations. The current status of Agencies implementation is as follows: 15 recommendations were implemented, and one will not be implemented because the agency disagreed with the recommendation.

Electronic Databases Maintained by the OCFO

Name	Description	Age in Years	Upgrades?	Public Access?
Account Reconciliation Processing System (ARP)	Contains Check Issues and their paid, voided, cancelled status	31+	To be replaced by DCSRP	Not available to public
Active Directory	Authentication and Authorization System database used to control access to OCFO Local Area Network and applications	16+	Upgraded in FY 13	Not available to the public
Agency Operational Dashboard	Contains Purchase Order, Invoices and Requisitions information, Operating budget and expenses	6	Will be modified to support the SOAR replacement system, DCSRP	Not available to public
Agent Management	Contains Lottery retailer data	5	No plans to replace	Partial public access provided through website
Alchemy	To scan the images and extract the data of I & E Forms and Homestead Applications	12+	To be replaced by MRPTS	Cannot be granted public access, contains sensitive taxpayer data
Appeals Tracking	Contains information related to assessment appeals and hearings	13+	To be replaced by MRPTS	Cannot be granted public access, contains sensitive taxpayer data
Automated Claims Processing	Contains winning Lottery ticket claims data	7	No plans to replace	Not available to public
Bid Billing	Contains an inventory of BIDs and associated SSLs/owner information	13+	To be replaced by MRPTS	Cannot be granted public access, contains sensitive taxpayer data
Budget Formulation Application (BFA)	Budget and FTE information for budget year	11	To be replaced by BMAPS	Not available to public
CAMA	Contains information of Real Property Assessment and other related attributes	12+	To be replaced by MRPTS	Cannot be granted public access, contains sensitive

Attachment 30

Name	Description	Age in Years	Upgrades?	Public Access?
				taxpayer data
Capital Projects Asset qualifier	Enables agencies to request, validate, and submit new capital project requests in salesforce	2	Installed in FY `13	Not available to the public
CFO\$olve Reporting Platform	Contains all the General Ledger and Accounting system financial transactions, Purchase Order information, HR Position information, Employee Position and Payroll information	6	Will be modified to support the SOAR replacement system, DCSR	Not available to public
CFOInfo Dashboard	Contains the Proposed Budget for next fiscal year, approved budget for Current year and actual budget for the last 3 years. Also contains the 4 years of data for Special Purpose Revenue and Federal Grants budgets, Capital Budgets	5	Will be modified to support the SOAR replacement system, DCSR and the budget management system, BMAPS	Available to public for read only access
CIP transactions	Contains financial information for the Construction in Progress for CAFR	6	May be sunset due to DCSR	Not available to public
CityWide Clean Hands (CCH)	Contains debt information provided by OTR(Tax line item data and Tax debt data) and other external agencies such as Department of Employment Services and District of Columbia Office on Aging	12+	To be replaced by MITS	Cannot be granted public access, contains sensitive taxpayer data
Class 3 legacy	2004 and 2005 class 3 SSLs and key attributes.	10+	To be replaced by MRPTS	Cannot be granted public access, contains sensitive taxpayer data
Code1 Plus (Updated from Pitney Bowes Website)	This system is used for standardizing addresses to US Postal standards	12+	To be replaced by MITS	No public access

Attachment 30

Name	Description	Age in Years	Upgrades?	Public Access?
Compliance Datawarehouse	This contains and provides statistics from DMV Data, DOES data, BOE data, OTR tax data and assists in compliance of the tax filing requirements	12+	To be replaced by MITS	Cannot be granted public access, contains sensitive taxpayer data
Comprehensive Automated Personnel and Payroll (CAPPS)	Contains historical payroll information for DCPS employees prior to conversion to PeopleSoft.	16+	To be sunset	Not available to public
Computerized Gaming System	Contains lottery's players wagers and validations	5	5 year contract	Partial public access through self-service terminals
Contact Tracking System (CTS - Siebel)	Contains correspondence information that is scanned in-house and Business registrations completed in ETSC	12+	To be replaced by MITS	Cannot be granted public access, contains sensitive taxpayer data
Coop Senior Credit	Contains a list of cooperatives and key attributes such as shareholders and tax credits	13+	To be replaced by MRPTS	Cannot be granted public access, contains sensitive taxpayer data
Customer Complaints	Lottery Customer Service data	7	No plans to replace	Not available to public
Customer Service Call center (Aspect)	Contains information to route the calls and manages Compliance and Customer service call Centers	12+	To be replaced by MITS	wait times may be exposed to public
DC-Tax Ledger	Contains Tax sale Post Production data which is used to refund sale/purchase amounts	13+	To be replaced by MRPTS	Cannot be granted public access, contains sensitive taxpayer data
Debt Manager	Contains outstanding Debts/Fees for DC	11	No plans to replace	Not available to public
Document and Image Repository (Filenet)	Contains information of the images and the index of the images of Tax returns from In-house scanning or by Lockbox Scanning applications	12+	To be replaced by MITS	Cannot be granted public access, contains sensitive taxpayer data

Attachment 30

Name	Description	Age in Years	Upgrades?	Public Access?
eFOIA	Online system to allow the public to submit FOIA requests to the OCFO	1	No plans to replace	Public access
Electronic TaxPayer Service Center (DC's web site for taxpayer registration, filing and payment) - Individual income Database	Contains information for individual income tax types	12+	To be replaced by MITS	Cannot be granted public access, contains sensitive taxpayer data
Electronic TaxPayer Service Center (DC's web site for taxpayer registration, filing and payment) - Business Database	Contains information for business tax types	12+	To be replaced by MITS	Cannot be granted public access, contains sensitive taxpayer data
Electronic TaxPayer Service Center (DC's web site for taxpayer registration, filing and payment) - Real Property database	Contains information for real property tax type	12+	To be replaced by MRPTS	Data can be provided publicly except for related owner SSNs
Electronic TaxPayer Service Center (DC's web site for taxpayer registration, filing and payment) -Business registration database	Contains Business registration (FR-500)	12+	To be replaced by MITS	Cannot be granted public access, contains sensitive taxpayer data
Enterprise Datawarehouse	Contains personal and business income tax information, and data from external feeds: DMV, DOES, BOE, and DCRA . DC employer submitted employer data.	8+	To be replaced by MITS	Not available to the public
Excise tax system	This database is contains Gross receipts tax payment history for Alcohol, Cigarette, Commercial Mobile, Natural gas, Public Utility, Heating Oil, Cable TV, Toll Telecom, and Rolling Stock tax types	18+	To be replaced by MITS	Cannot be granted public access, contains sensitive taxpayer data

Attachment 30

Name	Description	Age in Years	Upgrades?	Public Access?
Executive Dashboard/ Business Intelligence database (SAND)	This Contains tax processing statistics; Provides reports to executives and the ability to drill down/up through the data. Allows users to run Queries without IT/Developer intervention	12+	To be replaced by MITS	Cannot be granted public access, contains sensitive taxpayer data
Federal tax return data (STAX)	Contains Federal tax line item information of the returns and DC tax line information allowing Compliance campaigns to be run. Campaigns are run by comparing federal and DC tax information	9+	To be replaced by MITS	Cannot be granted public access, contains sensitive taxpayer data
Fixed Assets Remediation System	Contains Details of department of general services invoices & projects and corresponding locations & buildings that are associated. Enables DGS to accurately book a capital asset for depreciation	2	To be replaced by DCSRP	Not available to the public
Folio	Contains Historical Case Information	21+	To be replaced by MRPTS	Cannot be granted public access, contains sensitive taxpayer data
GIS Pictometry	Contains Geographic information for all the properties in DC	15+	To be replaced by MRPTS	Cannot be granted public access, contains sensitive taxpayer data
Grants Management	Grants information used for budgeting	11	To be replaced by BMAPS	Not available to public
Historical Information	Contains Historical information from the old Legacy tax system	18+	To be replaced by MITS	Cannot be granted public access, contains sensitive taxpayer data
Homestead	Tracking system of homestead notices	13+	To be replaced by MRPTS	Cannot be granted public access, contains sensitive taxpayer data

Attachment 30

Name	Description	Age in Years	Upgrades?	Public Access?
Homestead Audit	Contains Homestead information for granting and Auditing. This also contains a list of billed tax payers, payments posted and adjustments to bills.	13+	To be replaced by MRPTS	Cannot be granted public access, contains sensitive taxpayer data
I & E	Online system allowing the public to enter income and expense information pertaining to commercial, hotel, and apartment properties	1	No plans to replace	Public access
Individual Fed State Tax information (Mountain EDI)	This contains information of the individual returns filed through Electronic tax providers such as HR Block and comes through IRS; also referred to as Fed State tax returns	12+	To be replaced by MITS	Cannot be granted public access, contains sensitive taxpayer data
Inovah	Contains point of sale cash/check/credit card payments	11	No plans to replace	Not available to public
Integrated Data Capture System (IDCS)	Contains information of all the paper returns and payment checks that are scanned in the In-house scanning applications	12+	To be replaced by MITS	Cannot be granted public access, contains sensitive taxpayer data
Interactive Voice Response (IVR)	Contains Lottery winning numbers and jackpot information to public via telephone, website, and SMS texts	5	To be replaced; last year of contract	Public access
Internal Control System	Contains DCLB sales, payments, and agent commissions for verification and validation	5	No plans to replace	Not available to public
Interstate Business	Contains payment History and tracks payment history	18+	To be replaced by MITS	Cannot be granted public access, contains sensitive taxpayer data
Investigations	Contains Lottery security incident analysis and investigations data	7	No plans to replace	Not available to public

Attachment 30

Name	Description	Age in Years	Upgrades?	Public Access?
LAN Data eSTAR Now Using County Fusion (02/2014).	Recorder of Deed enters land records data/scans incoming documents/handles cashiering	14+	Financial History still needs to be addressed from eSTAR.	Cannot be granted public access, contains sensitive taxpayer data
Mobil Video /Pictometry	Contains Geographic information and integrates with CAMA	9+	To be replaced by MRPTS	Cannot be granted public access, contains sensitive taxpayer data
Modernized e-File (MeF)	Contains electronically filed individual income tax returns	3	To be replaced by MITS	Cannot be granted public access, contains sensitive taxpayer data
Mortgage CD	Contains Mortgage Extract Data from Mortgage Companies.	13+	To be replaced by MRPTS	Cannot be granted public access, contains sensitive taxpayer data
Notice Preview application (DOC1)	Contains information of all the Notices sent out by the Integrated Tax system to the taxpayers	12+	To be replaced by MITS	Cannot be granted public access, contains sensitive taxpayer data
Notices	Old RPT Notices (history).	16+	To be replaced by MRPTS	Cannot be granted public access, contains sensitive taxpayer data
OCFO SharePoint Web application Portal for OCFO Agencies.	Contains agency specified information used in collaboration	5	No plans to replace	Not available to public
Oracle GL	Lottery's General Ledger accounting system – contains revenue and expense data	12	Upgrade in process	Not available to public
PEC	Contains Public Release Extract Information. Public Release Extract Conversion process for creating MS Access format	13+	To be replaced by MRPTS	Yes, published to Public

Attachment 30

Name	Description	Age in Years	Upgrades?	Public Access?
Pensioners Automated Payroll (PAPS)	Contains historical payroll information for DC annuitants through FY13	31+	Converted to PeopleSoft in 2013	Not available to public
Project Management System	Project detail information used for budgeting	11	To be replaced by BMAPS	Not available to public
Property Tax Sale Reports	Real Estate Properties Payment and Tax Sale information	4	Most likely will be replaced due to MRPTS	Available to public for read only access
Protest Appeals System	Contains appeals information related to taxpayer appeals regarding offers of Compromise, Refund Denial and waiver requests for Penalty and Interest	16+	To be replaced by MITS	Cannot be granted public access, contains sensitive taxpayer data
Public Space Rental	Contains Café, Fuel Tank, Surface, and Vault properties. Information needed for generating bills and posting payments	13+	To be replaced by MRPTS	Cannot be granted public access, contains sensitive taxpayer data
ROD Mail Tracking Using County Fusion Mail Log as of 2/6/2014.	Captures the receipt of a recordation mailed to Recorder of Deeds (ROD).	13+	History did not go to County Fusion and still resides on Fox Pro database. Need to put history in new location (TBD).	Cannot be granted public access, contains sensitive taxpayer data
RPG Dashboard	OFRM agency utilities budgets and costs dashboard in salesforce	2	Installed in FY 13	Not available to the public
RPT 2000	Real Estate Property Tax information for Billing Prior to ITS implementation	13+	To be replaced by MRPTS	Cannot be granted public access, contains sensitive taxpayer data

Attachment 30

Name	Description	Age in Years	Upgrades?	Public Access?
RPT Payment Split	Splits BID and Homestead audit payment information from banks for loading to other applications.	13+	To be replaced by MRPTS	Cannot be granted public access, contains sensitive taxpayer data
RPTA Log	Captures information about correspondence related to Homestead and other RPTA related mailings	13+	To be replaced by MRPTS	Cannot be granted public access, contains sensitive taxpayer data
Sales Rollup – Retailer Sales Analysis	Contains Lottery retailer sales and commissions and lottery sales liability data	7	Plan to replace with CFO\$olve and Sales Force Automation	Not available to public
Service Desk Express	Technical Help Desk Call Tracking System Database	6	Will be Sunset in FY14; Cloud-based Tracking System will be implemented to replace SDE	Not available to public
SOAR Financial Accounting System	Contains District financial accounting transactions including General Ledger, Projects, Grants, Budgets, Fixed Assets, Purchase Order and Invoices	14	To be replaced by DCSRP	Not available to public
SOAR Refunds (RPTA)	Contains details about SOAR refunds by voucher number.	13+	To be replaced by MRPTS	Cannot be granted public access, contains sensitive taxpayer data
SolarWinds	Server Alerting and Monitoring system that records availability and utilization statistics on OCFO technical infrastructure	7	Upgraded in FY 14	Not available to public
Spending Plan Application(SPIN/CSPIN)	Expenditure planning for the fiscal year	11	To be replaced by BMAPS	Not available to public

Attachment 30

Name	Description	Age in Years	Upgrades?	Public Access?
Street Vendor Compliance application	This database maintains the Street vendor Demographic Information, updates payment information received, and is used by Customer Service.	16+	To be replaced by MITS	Cannot be granted public access, contains sensitive taxpayer data
Tax Certificates	Contains Tax sale information that is needed to produce Certificate of Tax sale	13+	To be replaced by MRPTS	Cannot be granted public access, contains sensitive taxpayer data
Tax Sale Seminar (Registration)	Contains Information about Tax Sale Buyer Data	13+	To be replaced by MRPTS	Cannot be granted public access, contains sensitive taxpayer data
Tax Sales	Contains information about Tax sale such as Buyer Information and Sold properties	13+	To be replaced by MRPTS	Cannot be granted public access, contains sensitive taxpayer data
Taxpayer Administration System (TAS)	This database is the system or record for the District's Individual Income, Business and Real Property tax types	12+	To be replaced by MITS	Cannot be granted public access, contains sensitive taxpayer data
Tracks Refund Patterns	Contains refund information to prevent Fraud	2+	To be replaced by MITS	Cannot be granted public access, contains sensitive taxpayer data
Unclaimed Property	Contains unclaimed property information	11+	No plans to replace	Not available to public
Unified Payroll Personnel System	Contains historical payroll information for non- CPS employees prior to conversion to PeopleSoft.	31+	To be sunset	Not available to public

GOVERNMENT OF THE DISTRICT OF COLUMBIA
OFFICE OF THE CHIEF FINANCIAL OFFICER

Office of Finance and Treasury

March 2014

The Honorable Vincent C. Gray
Mayor of the District of Columbia
1350 Pennsylvania Avenue, NW – 6th Floor
Washington, DC 20004

The Honorable Phil Mendelson
Chairman
Council of the District of Columbia
1350 Pennsylvania Avenue, NW – Suite 504
Washington, DC 20004

Re: Office of Finance and Treasury Central Collection Unit FY 2014 Report

Dear Mayor Gray and Chairman Mendelson:

In accordance with the requirements of section 11 of the Delinquent Debt Recovery Act of 2012 (D.C. Official Code § 1-350.11), enclosed please find the Fiscal Year 2013 activity report to the Mayor and the District of Columbia Council on the progress of the Office of Finance and Treasury (OFT), Central Collection Unit (CCU).

Background Information

The CCU operates within the Office of Finance and Treasury. CCU's primary responsibility is to collect all delinquent debts owed to the District of Columbia, except those excluded by law (such as taxes, water and sewer debts and child support). Collections on debt, less CCU's assessed collection fee (not yet implemented); and the money remaining in the Fund after the payment of all costs and expenses accrued for the current fiscal year are subsequently transferred to the General Fund of the District of Columbia, less ten (10) percent, which is retained as a reserve CCU operating balance.

Administrative Information and Activity

The CCU has made significant progress since beginning operations at the start of FY 2013. The CCU continues to position itself to become fully operational. It operates under the guidance and leadership of OFT Treasurer, Jeffrey Barnette. Mr. Barnette has provided unconditional support throughout this process by providing the CCU the flexibility to work independently, while lending executive support whenever necessary. Associate Treasurer, Banking and Operations, Clarice Wood serves as the senior administrator and primary point of contact for the CCU. She oversees all business operations.

Attachment 35B

In December 2013, the CCU became fully staffed, based on budgeted FTE's. The staffing consists of a Central Collection Unit Manager; Program Analyst; Accountant; contractual IT Specialist; Collections Supervisor; three Collections Representatives, and a contractual Project Manager assigned as needed to work with the CCU.

During FY 2013, the CCU defined numerous administrative requirements, such as defining roles and responsibilities, hiring highly qualified staff with collection and accounting experience, and developing detailed business and IT requirements; The CCU successfully evaluated the RFP responses and recommended to OMA a software system vendor and two collection contractors.

On February 5, 2014, the Office of Management and Administration (OMA) awarded a contract to "Columbia Ultimate t/a: Rev-Q" for the purpose of building the CCU automated accounts receivable/collection system. OMA is also in the final stages of awarding two contracts for outside collection contractors. CCU is hopeful to have these contracts awarded in March 2014. This joint effort between OFT, OMA, and the Chief Risk Officer is essential to the success of the CCU. The awarding of these contracts serves as the CCU cornerstone, as it continues its efforts to become fully functional. It is anticipated to take between nine (9) and twelve (12) months for the CCU automated system to be fully operational.

Early on, CCU took the initiative to schedule a visit with senior management staff from the CCU of Maryland. This unit has been operational for over 30 years and has years of specialized experience in conducting this type of operation. This proved to be a positive step forward in establishing a good business relationship with CCU of Maryland, and should prove beneficial moving forward.

Other administrative accomplishments of importance include CCU's commitment to providing outstanding customer service through the issuance of collection policies and procedures, using a governmental collection approach, with the goal of handling debtor cases in a consistent, firm, but fair manner, and by making case resolution decisions expeditiously and based on the existing facts of each case. The CCU collection policies incorporate all collection tools afforded the CCU through legislation, and no policies were finalized without first receiving approval from the Office of General Counsel (OGC), and the OCFO's senior management. The CCU has routinely utilized the services of OGC for legal opinions and interpretations, and as a primary source to assist in other areas of legal sufficiency.

CCU collection staff will receive training on the Fair Credit Reporting Act (FCRA), Fair Debt Collection Practices Act (FDCPA), Disclosure and other pertinent areas of collection to ensure compliance in these areas.

The CCU has created numerous forms and letters to cover all aspects of CCU operations including, but not limited to DMV specific, and other Installment Agreements; PDF fillable Collection Information Statement, Settlement of Debt, Settlement Default Letter, Payroll Deduction Agreement, Lien Filing and Release of Lien, and a PDF fillable Initial Contact form.

Attachment 35B

Further, the CCU has routinely partnered with Ms. Lucinda Babers, the Director of the, Department of Motor Vehicles, her management staff and IT contractors to gain access to the DMV automated systems for the purpose of assuming responsibility for DMV related payment agreements; and to initiate settlements. This coordinated effort has resulted in a keen understanding by CCU staff of the DMV ticket and insurance lapse payment policies, and the ability for CCU staff to become actively involved in providing one-on-one customer service to debtors.

CCU opened a customer service walk-in site at 1101 4th Street SW in February 2014, to handle debtors that require immediate assistance or have been unable to resolve their collection matter with the outside collection contractors. This site will have the ability to provide one-stop service for CCU customers through payment analysis and case resolution; as well as partnering with OFT cashiers located next to the walk-in site. The goal is to provide excellent customer service in a firm, but fair working environment. While the initial concentration is on DMV related matters, the intent is to eventually service other District agency debtors.

Understanding that the majority of debtor inquiries begin with the Office of Unified Communications (OUC) – Citywide 311, the CCU Manager visited the site and met with OUC management staff to discuss CCU related issues impacting OUC. As a result, CCU created questions for use by 311-DMV assistors. This process will ensure that the majority of calls are routed properly. Additionally, the CCU worked with telecommunications staff to create prompts on the CCU central telephone number. The prompts will assist in directing calls to the proper location, i.e. CCU, or another District agency. These steps were necessary to enhance customer service.

CCU has also created an Internet site which will be operational in March 2014. This site will include important information for CCU debtors, FAQ's, forms and publications and other pertinent information.

CCU staff has made a concerted effort to provide quality customer service, through utilization of collection tools fairly and consistently. As a result of this proactive approach, the OFT Treasurer has received several commendatory email messages from customers, expressing their approval of CCU treatment and professionalism. For example, CCU was able to settle a delinquent debt on a Maryland resident living on a fixed disability income, battling stage three breast cancer. The settlement enabled her to renew her Maryland Driver's License, thereby not having to depend on neighbors to drive to doctor's appointments and to obtain her medicine.

Additionally, The CCU provided deserving District residents with a "fresh start" by settling debts, resulting in collection of a substantial percentage of the total debt as payment in full. One case involved a disabled elderly war veteran, suffering from health issues; and in two other cases, CCU worked out reasonable and affordable payment plans, resolving the outstanding debt and enabling each to secure employment.. There have been numerous documented cases where the CCU resolved outstanding debts through expanded payment options, second chance agreements and settlements, resulting in the collection of aged delinquent debt owed to the District of Columbia. The revenue secured was substantial and the cost to the District of

Attachment 35B

Columbia was minimal. The CCU will continue to strive for excellence in all aspects of our communication and coordination with both internal and external stakeholders and customers.

The amount of uncollected delinquent debt owed to the District continues to be refined as the joint effort between CCU and the Office of Financial Operations and Systems (OFOS) reviews all revenue types collected to ensure proper recording of the debt in order for the CCU to collect. As of this report date, it is estimated that \$74.7 million remains uncollected.

Fiscal Year 2013 Revenue Collection

Revenue collection for FY2013 resulted primarily from three District agencies. This includes Department of Motor Vehicles, United Medical Center, University of the District of Columbia and other collection efforts. The majority of CCU collection was from DMV. The CCU assumed the contracts of four outside collection agencies, until such time as contracts are awarded to specific CCU contractors.

The four outside contractors are:

- Professional Account Management t/a: Duncan Solutions (DMV debt);
- Nationwide Recovery Service – (UMC debt);
- Williams and Fudge – (UDC debt)
- ConServe – (UDC debt)

The tables below represent CCU Gross Collections and Total Collections (net expenses) for FY2013, which includes the legislative 10% reserve:

	Gross Collections	Expenses	Net Collections
DMV	\$35,783,193	\$4,723,551	\$31,059,641
UMC	\$151,619	\$35,121	\$116,498
UDC	\$29,120	\$7,516	\$21,603
OPRS	\$8,052		\$8,052
Misc	\$180,592		\$180,592
Totals	\$36,152,578	\$4,766,190	\$31,386,388
10% CCU Reserve	\$3,138,638		
To General Fund	\$28,247,749		

Fiscal Year 2014 Revenue Collection

The table below represents FY2014 collections to date in FY2014, based on the information available at the time of this report:

FY14	DMV	MPD	UMC	UDC Conserv	UDC W&F	OPRS	MISC	TOTAL
OCT	\$1,371,183	\$1,165,053	\$5,818	\$8,117	\$1,828	\$1,540	\$7,300	\$2,560,841
NOV	\$1,070,577	\$936,050	\$26,060	\$8,006	\$1,875	\$1,500		\$2,044,071
DEC	\$1,147,853	\$725,523	\$24,898	\$12,998	\$5,714	\$400	\$72,471	\$1,989,860
JAN			\$34,622		\$2,116	\$765	\$784,156	\$821,661
TOTALS	\$3,589,614	\$2,826,628	\$91,400	\$29,123	\$11,535	\$4,205	\$863,928	\$7,416,435
NET OF EXPENSE	\$6,439,499							

Uncollected Debt Owed to the District

While the primary focus during FY2013, has been in CCU operations; it is the intent of the CCU to begin intense coordination with OFOS, and the Agency controllers to secure clear, concise accounts receivable data. The CCU will likely establish a Memorandum of Understanding (MOU) with each of the agencies, which will be generic, but also identify specific programming and record layout requirements and other unique situations. The MOU's will act as a contract between the CCU and District agencies to ensure timely and accurate transformation of data into the CCU.

CCU is currently working with sample production data from the following agencies:

Agency Abbr.	Agency code	Agency Name
DDOE	KGO	Department of the Environment
FEMS	FBO	Fire and Emergency Medical services
MPD	FA0	Metropolitan Police Department
OPRS	AT0	Office of Pay & Retirement
OFT/ Check Chase	AT0	Office of Finance & Treasury



**GOVERNMENT OF THE DISTRICT OF COLUMBIA
OFFICE OF TAX AND REVENUE
REAL PROPERTY TAX ADMINISTRATION,
1101 4th STREET, SW, SUITE W550
WASHINGTON, DC 20024**

EXEMPT PROPERTY USE REPORT (FORM FP 161)

Square: _____ **Suffix:** _____ **Lot:** _____

Reporting Year: _____ (Calendar Year for Category I Filers; Real Property Tax Year for Category II Filers)

You should read instructions before attempting to complete this Form.

PART I—ALL FILERS MUST COMPLETE

Name and mailing address of exempt institution or organization:

Name: _____

Address: _____

City: _____ State: _____ Zip: _____

Location of property (property's street address): _____

1. Type of institution or organization (e.g. religious, educational, charitable, etc.): _____

2. State, in detail, how the exempt property, identified by the square and lot or parcel and lot, was used during the reporting year indicated above. Include both buildings and grounds:

3. Was any building, structure, or grounds, or any portion thereof used by the institution or organization, or the occupant thereof, to secure direct, indirect, or in-kind rent or income during the reporting year?

Yes No

PART I – CONTINUED

3a. If yes, give details. Please refer to enclosed instructions, number 7. _____

3b. State the square footage of the space provided, the tenant’s name, the period of time the space was used to secure rent or income, and the amount of rent. _____

4. Since the previous reporting year, has the use of any building or grounds, or any portion thereof, changed?
 Yes No

4a. If yes, give details. _____

5. Were any buildings or structures added, altered, or removed during the reporting year?
 Yes No

5a. If yes, give details. _____

PART II—ONLY CATEGORY II FILERS MUST COMPLETE

1. Identify the provision of the District of Columbia Official Code under which this property is receiving an exemption or abatement:

2. Describe the community benefits, as identified in this law, provided by the property during the reporting year. If none were provided, describe the progress made toward providing these benefits.

AFFIDAVIT—ALL FILERS MUST COMPLETE

Under penalties of law, I declare that I have examined this report, and the statements made herein are true and complete to the best of my knowledge, information, and belief. By signing below, I certify on behalf of the owner that, during the period covered by this report, the real property has been used for the purpose for which the exemption or abatement was granted, except as stated herein.

Signature _____

Print Name _____

Title _____

Daytime Phone No. _____

Date _____

INSTRUCTIONS FOR FILING EXEMPT PROPERTY USE REPORT (FP 161)

Recently enacted legislation generally requires all nonprofit organizations or business entities owning property that is receiving a real property tax exemption or abatement under chapters 10 or 46 of Title 47 of the District of Columbia Official Code to file an annual use report on or before April 1 of each year.

Owners of real property exempt from taxation under the provisions of subsections (4) to (20) of D.C. Official Code § 47-1002 (**Category I Filers**) must file this report for the preceding **calendar year** (January 1st through December 31st). Consult the exemption letter or order you received from the Office of Tax and Revenue to determine the provision of law under which your property was exempted. **If the report is not filed by the deadline (including any extensions granted by the Deputy Chief Financial Officer), the property shall immediately be assessed and taxed until the report is filed. In addition, a \$250 late penalty will be assessed.**

Owners of real property receiving an abatement or exemption other than Category I Filers (**Category II Filers**) must file this report for the preceding **real property tax year**, which began October 1st and ended September 30th. **If the report is not filed by the deadline (including any extensions granted by the Deputy Chief Financial Officer), the property shall be restored to a fully taxable status as of October 1st. In addition, a \$250 late penalty will be assessed.**

If a written request for extension is filed prior to April 1st, the Deputy Chief Financial Officer may extend the filing deadline for a period not to exceed thirty (30) days after April 1st.

Instructions for All Filers

- 1 You must file this form on or before **April 1st** unless you receive an extension. Your request for an extension must be in writing and must be filed with the Office of Tax and Revenue before April 1st. An extension cannot exceed thirty (30) days.
- 2 You must sign this form under penalties of law.
- 3 All questions must be answered fully. If you need additional space, use plain white paper of the same size and attach it to the report.
- 4 Please file a separate report for each tax lot. **Do not combine tax lots on this form.**
- 5 This report does not constitute an application for an administrative exemption from real property taxation. To apply for such an exemption, you must complete and file Form FP-300.
- 6 The report must state the purpose(s) for which the exempt property has been used during the reporting year.
- 7 If you answered “yes” to question number 3 in Part I, you must clearly state the amount and source of rent or income. Please supply a detailed explanation of the use of the rented space or nature of the income-producing use.

Instructions for Category II Filers

Complete Part II, identifying the provision of law granting the exemption or abatement and describing community benefits provided or the progress made toward providing such benefits pursuant to such law.

DISTRICT OF COLUMBIA

Debt Statement

As of January 1, 2015

	Amount Outstanding (\$000)
1 <u>General Obligation Bonds</u>	
2 Outstanding at 12-1-14	\$ 3,150,710
3 Plus: Issued through 1-1-15	\$ -
4 Less: Defeased and/or Matured through 1-1-15	-
5 Subtotal General Obligation Bonds	\$ 3,150,710
6 <u>Income Tax Secured Revenue Bonds</u>	
7 Outstanding at 12-1-14	\$ 4,327,855
8 Plus: Issued through 1-1-15	
9 Less: Defeased and/or Matured through 1-1-15	-
10 Subtotal Income Tax Bonds	\$ 4,327,855
11 <u>TIF and PILOT Debt</u> ^[1]	
12 Gallery Place	\$ 48,630
13 Mandarin Oriental Hotel	17,529
14 Madame Tussauds	244
15 National Museum of Crime and Punishment	1,892
16 Oyster School PILOT	8,965
17 Great Streets (Georgia Avenue)	1,737
18 Rhode Island Metro Plaza PILOT	5,892
19 DOT PILOT (issued by AWC)	66,360
20 Southeast Federal Center (Foundry Lofts) PILOT	5,321
21 Forever 21	2,807
22 Clyde's Restaurant	2,843
23 Howard's Theatre	3,577
24 O Street TIF	38,650
25 Fort Lincoln	-
26 Southeast Federal Center (The Yards) PILOT	34,800
27 Subtotal TIFs and PILOTs	\$ 239,248
28 <u>Other Tax-Supported Debt</u>	
29 Ballpark Revenue Bonds ^[4]	\$ 474,420
30 Verizon Center Note	49,830
31 Housing Production Trust Fund - Deed Tax Revenue Bonds	118,055
32 Qualified Zone Academy Bonds (QZAB)	4,791
33 Subtotal Other Tax-Supported Debt	\$ 647,096
34 <u>Other Debt</u>	
35 Washington Convention and Sports Authority (Events DC)	\$ 618,835
36 Capital Lease	103,011
37 Master Equipment Lease Program	100,846
38 Subtotal Other Debt	\$ 822,693
39 Total Tax and Fee-Supported District Debt (Included in Debt Cap)	\$ 9,187,601
40 <u>Other Debt Not Included in Tax and Fee-Supported Debt (Not Included in Debt Cap):</u>	
41 Tobacco Settlement Asset-Backed Bonds	\$ 631,294
42 Federal Highway Grant Anticipation Revenue Bonds	\$ 104,395
Total Direct Debt	\$ 9,923,290

[1] Includes TIF and PILOT balance estimates per OCFO/EDF as of January 1, 2015.

[2] Ballpark Revenue Bonds, Series 2006B-2 were fully repaid from excess revenues on July 1, 2014.

Real Property Assessment Division
2016 Base Change
RESIDENTIAL (Class 1)

Attachment 40

Neighborhood	Name	Total Base			
		2015	2016	Difference	% Change
001	American University Park	\$2,174,685,690	\$2,240,063,440	\$65,377,750	3.01%
002	Anacostia	\$439,733,180	\$469,614,400	\$29,881,220	6.80%
003	Barry Farms	\$238,826,860	\$247,136,110	\$8,309,250	3.48%
004	Berkley	\$1,182,446,920	\$1,221,970,220	\$39,523,300	3.34%
005	Brentwood	\$309,823,520	\$337,657,320	\$27,833,800	8.98%
006	Brightwood	\$1,915,684,247	\$2,072,957,550	\$157,273,303	8.21%
007	Brookland	\$2,780,362,276	\$2,985,269,550	\$204,907,274	7.37%
008	Burleith	\$771,295,427	\$808,956,360	\$37,660,933	4.88%
009	Capitol Hill	\$3,137,714,389	\$3,338,769,459	\$201,055,070	6.41%
010	Central	\$5,235,267,394	\$5,439,963,100	\$204,695,706	3.91%
011	Chevy Chase	\$4,800,652,034	\$5,033,010,840	\$232,358,806	4.84%
012	Chillum	\$352,116,190	\$393,324,320	\$41,208,130	11.70%
013	Cleveland Park	\$2,438,329,380	\$2,583,815,540	\$145,486,160	5.97%
014	Colonial Village	\$528,690,320	\$547,856,910	\$19,166,590	3.63%
015	Columbia Heights	\$5,174,831,383	\$5,603,570,435	\$428,739,052	8.29%
016	Congress Heights	\$1,115,842,630	\$1,207,908,390	\$92,065,760	8.25%
017	Crestwood	\$681,305,300	\$709,499,340	\$28,194,040	4.14%
018	Deanwood	\$1,199,218,332	\$1,341,783,873	\$142,565,541	11.89%
019	Eckington	\$1,139,564,510	\$1,301,171,240	\$161,606,730	14.18%
020	Foggy Bottom	\$1,290,766,345	\$1,360,731,860	\$69,965,515	5.42%
021	Forest Hills	\$2,825,252,684	\$2,888,314,210	\$63,061,526	2.23%
022	Fort Dupont Park	\$748,655,150	\$782,355,810	\$33,700,660	4.50%
023	Foxhall	\$289,086,740	\$302,734,500	\$13,647,760	4.72%
024	Garfield	\$1,550,816,336	\$1,610,678,620	\$59,862,284	3.86%
025	Georgetown	\$4,948,225,314	\$5,200,624,908	\$252,399,594	5.10%
026	Glover Park	\$1,313,714,103	\$1,362,221,190	\$48,507,087	3.69%
027	Hawthorne	\$260,525,060	\$276,472,200	\$15,947,140	6.12%
028	Hillcrest	\$987,287,890	\$1,039,731,350	\$52,443,460	5.31%
029	Kalorama	\$3,131,950,756	\$3,242,030,620	\$110,079,864	3.51%
030	Kent	\$1,216,331,790	\$1,243,517,120	\$27,185,330	2.24%
031	LeDroit Park	\$923,626,110	\$1,050,252,910	\$126,626,800	13.71%
032	Lily Ponds	\$283,099,550	\$297,852,960	\$14,753,410	5.21%
033	Marshall Heights	\$331,917,680	\$347,554,160	\$15,636,480	4.71%
034	Massachusetts Av Heights	\$635,993,350	\$653,801,840	\$17,808,490	2.80%
035	Michigan Park	\$344,363,080	\$361,187,220	\$16,824,140	4.89%
036	Mount Pleasant	\$3,089,072,646	\$3,251,651,000	\$162,578,354	5.26%
037	North Cleveland Park	\$855,054,565	\$891,025,346	\$35,970,781	4.21%
038	Observatory Circle	\$1,390,136,750	\$1,451,802,010	\$61,665,260	4.44%
039	Old City I	\$9,146,554,422	\$9,877,444,868	\$730,890,446	7.99%
040	Old City II	\$11,947,876,824	\$12,758,545,744	\$810,668,920	6.79%
041	Palisades	\$1,087,246,960	\$1,110,059,620	\$22,812,660	2.10%
042	Petworth	\$2,479,398,298	\$2,680,474,960	\$201,076,662	8.11%
043	Randle Heights	\$966,229,570	\$999,560,430	\$33,330,860	3.45%
044	NoMa	\$480,471,670	\$482,507,090	\$2,035,420	0.42%
046	SW Waterfront	\$1,576,400,644	\$1,716,217,690	\$139,817,046	8.87%
047	Riggs Park	\$733,581,850	\$853,700,890	\$120,119,040	16.37%
048	Shepherd Park	\$625,391,540	\$658,237,400	\$32,845,860	5.25%
049	Sixteenth Street Heights	\$1,179,299,610	\$1,246,440,340	\$67,140,730	5.69%
050	Spring Valley	\$1,483,002,435	\$1,508,104,540	\$25,102,105	1.69%
051	Takoma	\$334,012,680	\$357,166,710	\$23,154,030	6.93%
052	Trinidad	\$947,307,720	\$1,061,278,260	\$113,970,540	12.03%
053	Wakefield	\$718,160,590	\$751,612,180	\$33,451,590	4.66%
054	Wesley Heights	\$1,598,035,546	\$1,633,171,030	\$35,135,484	2.20%
055	Woodley	\$282,264,060	\$295,657,430	\$13,393,370	4.74%
056	Woodridge	\$936,152,110	\$1,040,792,590	\$104,640,480	11.18%
059	Rail Road Tracks	\$0	\$0	\$0	0.00%
063	North Anacostia Park	\$0	\$0	\$0	0.00%
064	Anacostia Park	\$0	\$0	\$0	0.00%
066	Fort Lincoln	\$402,670,290	\$430,904,100	\$28,233,810	7.01%
068	Bolling AFB & Naval Research	\$9,629,280	\$9,787,120	\$157,840	1.64%
069	D.C. Village	\$0	\$0	\$0	0.00%
073	Washington Navy Yard	\$69,219,370	\$69,449,620	\$230,250	0.33%
	Totals:	\$99,035,171,350	\$105,039,950,843	\$6,004,779,493	6.06%

Real Property Assessment Division
2016 Base Change
COMMERCIAL (Class 2)

Neighborhood	Name	Total Base			
		2015	2016	Difference	% Change
001	American University Park	\$609,522,957	\$635,395,324	\$25,872,367	4.24%
002	Anacostia	\$189,758,010	\$188,894,897	-\$863,113	-0.45%
003	Barry Farms	\$27,306,196	\$29,932,875	\$2,626,679	9.62%
004	Berkley	\$16,357,870	\$16,539,320	\$181,450	1.11%
005	Brentwood	\$599,056,791	\$716,585,518	\$117,528,727	19.62%
006	Brightwood	\$160,654,920	\$162,609,228	\$1,954,308	1.22%
007	Brookland	\$529,261,228	\$541,546,828	\$12,285,600	2.32%
008	Burleith	\$0	\$0	\$0	0.00%
009	Capitol Hill	\$596,967,440	\$621,938,160	\$24,970,720	4.18%
010	Central	\$50,169,928,515	\$53,505,198,528	\$3,335,270,013	6.65%
011	Chevy Chase	\$710,852,380	\$708,043,169	-\$2,809,211	-0.40%
012	Chillum	\$91,418,700	\$92,787,553	\$1,368,853	1.50%
013	Cleveland Park	\$533,375,293	\$546,351,069	\$12,975,776	2.43%
014	Colonial Village	\$0	\$0	\$0	0.00%
015	Columbia Heights	\$871,749,680	\$858,918,747	-\$12,830,933	-1.47%
016	Congress Heights	\$96,437,817	\$97,221,635	\$783,818	0.81%
017	Crestwood	\$756,850	\$776,750	\$19,900	2.63%
018	Deanwood	\$224,422,750	\$230,523,015	\$6,100,265	2.72%
019	Eckington	\$552,414,680	\$570,413,932	\$17,999,252	3.26%
020	Foggy Bottom	\$3,608,064,668	\$3,853,129,667	\$245,064,999	6.79%
021	Forest Hills	\$465,856,080	\$480,569,627	\$14,713,547	3.16%
022	Fort Dupont Park	\$55,945,170	\$55,954,440	\$9,270	0.02%
023	Foxhall	\$3,009,370	\$3,009,370	\$0	0.00%
024	Garfield	\$285,819,370	\$284,307,453	-\$1,511,917	-0.53%
025	Georgetown	\$3,007,186,058	\$3,547,338,716	\$540,152,658	17.96%
026	Glover Park	\$71,092,480	\$72,625,230	\$1,532,750	2.16%
027	Hawthorne	\$0	\$0	\$0	0.00%
028	Hillcrest	\$79,924,280	\$80,030,180	\$105,900	0.13%
029	Kalorama	\$748,520,889	\$767,060,599	\$18,539,710	2.48%
030	Kent	\$94,106,480	\$92,696,980	-\$1,409,500	-1.50%
031	LeDroit Park	\$21,676,510	\$21,757,380	\$80,870	0.37%
032	Lily Ponds	\$108,016,135	\$109,817,245	\$1,801,110	1.67%
033	Marshall Heights	\$12,512,050	\$12,544,870	\$32,820	0.26%
034	Massachusetts Av Heights	\$127,293,933	\$128,696,184	\$1,402,251	1.10%
035	Michigan Park	\$6,726,150	\$6,849,190	\$123,040	1.83%
036	Mount Pleasant	\$503,872,200	\$516,477,960	\$12,605,760	2.50%
037	North Cleveland Park	\$278,153,019	\$293,546,231	\$15,393,212	5.53%
038	Observatory Circle	\$468,568,631	\$477,980,019	\$9,411,388	2.01%
039	Old City I	\$4,350,586,454	\$4,476,363,732	\$125,777,278	2.89%
040	Old City II	\$5,668,284,969	\$5,921,773,411	\$253,488,442	4.47%
041	Palisades	\$41,074,600	\$41,351,430	\$276,830	0.67%
042	Petworth	\$118,273,220	\$118,291,654	\$18,434	0.02%
043	Randle Heights	\$92,679,430	\$82,246,480	-\$10,432,950	-11.26%
044	NoMa	\$4,207,137,975	\$4,369,275,138	\$162,137,163	3.85%
046	SW Waterfront	\$6,213,206,618	\$6,662,027,705	\$448,821,087	7.22%
047	Riggs Park	\$143,569,880	\$144,024,825	\$454,945	0.32%
048	Shepherd Park	\$32,187,700	\$33,390,920	\$1,203,220	3.74%
049	Sixteenth Street Heights	\$79,651,280	\$80,789,248	\$1,137,968	1.43%
050	Spring Valley	\$92,300,490	\$89,692,820	-\$2,607,670	-2.83%
051	Takoma	\$162,183,390	\$169,589,890	\$7,406,500	4.57%
052	Trinidad	\$114,574,117	\$119,499,492	\$4,925,375	4.30%
053	Wakefield	\$11,171,130	\$11,173,320	\$2,190	0.02%
054	Wesley Heights	\$88,368,530	\$94,251,680	\$5,883,150	6.66%
055	Woodley	\$11,250	\$11,250	\$0	0.00%
056	Woodridge	\$435,639,750	\$441,135,168	\$5,495,418	1.26%
059	Rail Road Tracks	\$1,585,680	\$1,585,680	\$0	0.00%
063	North Anacostia Park	\$1,768,410	\$1,774,380	\$5,970	0.34%
064	Anacostia Park	\$219,000	\$219,000	\$0	0.00%
066	Fort Lincoln	\$61,202,360	\$60,986,290	-\$216,070	-0.35%
068	Bolling AFB & Naval Research	\$29,406,030	\$29,406,030	\$0	0.00%
069	D.C. Village	\$458,370	\$452,600	-\$5,770	-1.26%
073	Washington Navy Yard	\$733,491,550	\$752,444,460	\$18,952,910	2.58%
	Totals:	\$88,605,617,733	\$94,029,824,492	\$5,424,206,759	6.12%

Real Property Assessment Division
2016 Base Change
EXEMPT

Neighborhood	Name	Total Base			
		2015	2016	Difference	% Change
001	American University Park	\$450,512,140	\$499,193,973	\$48,681,833	10.81%
002	Anacostia	\$75,466,430	\$75,790,030	\$323,600	0.43%
003	Barry Farms	\$121,841,390	\$123,399,293	\$1,557,903	1.28%
004	Berkley	\$298,997,810	\$316,359,200	\$17,361,390	5.81%
005	Brentwood	\$236,760,150	\$238,932,850	\$2,172,700	0.92%
006	Brightwood	\$107,670,370	\$109,565,770	\$1,895,400	1.76%
007	Brookland	\$2,463,645,322	\$2,445,148,722	-\$18,496,600	-0.75%
008	Burleith	\$89,715,520	\$87,256,900	-\$2,458,620	-2.74%
009	Capitol Hill	\$210,460,330	\$209,604,030	-\$856,300	-0.41%
010	Central	\$3,947,337,920	\$4,115,840,781	\$168,502,861	4.27%
011	Chevy Chase	\$456,757,430	\$463,395,156	\$6,637,726	1.45%
012	Chillum	\$60,074,550	\$60,882,471	\$807,921	1.34%
013	Cleveland Park	\$196,287,720	\$200,143,640	\$3,855,920	1.96%
014	Colonial Village	\$58,224,570	\$58,290,810	\$66,240	0.11%
015	Columbia Heights	\$1,293,989,470	\$1,315,858,750	\$21,869,280	1.69%
016	Congress Heights	\$531,981,370	\$535,475,980	\$3,494,610	0.66%
017	Crestwood	\$55,073,490	\$55,350,100	\$276,610	0.50%
018	Deanwood	\$340,327,240	\$353,040,000	\$12,712,760	3.74%
019	Eckington	\$112,645,300	\$110,349,793	-\$2,295,507	-2.04%
020	Foggy Bottom	\$4,173,560,380	\$4,298,175,600	\$124,615,220	2.99%
021	Forest Hills	\$602,949,570	\$600,126,816	-\$2,822,754	-0.47%
022	Fort Dupont Park	\$118,234,950	\$118,956,870	\$721,920	0.61%
023	Foxhall	\$412,100	\$425,380	\$13,280	3.22%
024	Garfield	\$188,982,280	\$192,521,760	\$3,539,480	1.87%
025	Georgetown	\$716,726,900	\$729,887,930	\$13,161,030	1.84%
026	Glover Park	\$29,248,540	\$29,240,360	-\$8,180	-0.03%
027	Hawthorne	\$758,320	\$812,520	\$54,200	7.15%
028	Hillcrest	\$65,322,300	\$65,427,580	\$105,280	0.16%
029	Kalorama	\$1,120,932,480	\$1,115,679,200	-\$5,253,280	-0.47%
030	Kent	\$89,493,430	\$89,963,400	\$469,970	0.53%
031	LeDroit Park	\$446,784,800	\$448,910,180	\$2,125,380	0.48%
032	Lily Ponds	\$151,161,450	\$152,382,730	\$1,221,280	0.81%
033	Marshall Heights	\$106,040,330	\$106,924,630	\$884,300	0.83%
034	Massachusetts Av Heights	\$765,547,530	\$771,362,510	\$5,814,980	0.76%
035	Michigan Park	\$40,916,120	\$41,153,720	\$237,600	0.58%
036	Mount Pleasant	\$226,986,820	\$227,841,335	\$854,515	0.38%
037	North Cleveland Park	\$172,840,310	\$172,562,180	-\$278,130	-0.16%
038	Observatory Circle	\$524,483,690	\$574,354,710	\$49,871,020	9.51%
039	Old City I	\$553,719,695	\$558,675,895	\$4,956,200	0.90%
040	Old City II	\$1,988,409,107	\$2,005,817,034	\$17,407,927	0.88%
041	Palisades	\$36,401,640	\$36,241,470	-\$160,170	-0.44%
042	Petworth	\$116,486,130	\$118,626,670	\$2,140,540	1.84%
043	Randle Heights	\$185,199,110	\$187,635,230	\$2,436,120	1.32%
044	NoMa	\$160,457,020	\$160,941,070	\$484,050	0.30%
046	SW Waterfront	\$215,506,290	\$215,428,390	-\$77,900	-0.04%
047	Riggs Park	\$85,499,130	\$87,175,140	\$1,676,010	1.96%
048	Shepherd Park	\$44,325,160	\$44,931,820	\$606,660	1.37%
049	Sixteenth Street Heights	\$145,883,210	\$147,200,200	\$1,316,990	0.90%
050	Spring Valley	\$399,468,860	\$412,369,120	\$12,900,260	3.23%
051	Takoma	\$36,261,520	\$36,598,270	\$336,750	0.93%
052	Trinidad	\$59,527,960	\$62,136,530	\$2,608,570	4.38%
053	Wakefield	\$8,108,770	\$8,285,760	\$176,990	2.18%
054	Wesley Heights	\$80,111,900	\$82,061,729	\$1,949,829	2.43%
055	Woodley	\$106,205,430	\$106,483,080	\$277,650	0.26%
056	Woodridge	\$220,606,450	\$222,042,960	\$1,436,510	0.65%
059	Rail Road Tracks	\$941,710	\$941,710	\$0	0.00%
063	North Anacostia Park	\$1,594,160	\$1,594,160	\$0	0.00%
064	Anacostia Park	\$0	\$0	\$0	0.00%
066	Fort Lincoln	\$3,629,710	\$3,848,160	\$218,450	6.02%
068	Bolling AFB & Naval Research	\$0	\$0	\$0	0.00%
069	D.C. Village	\$5,311,210	\$5,311,210	\$0	0.00%
073	Washington Navy Yard	\$0	\$0	\$0	0.00%
	Totals:	\$25,102,804,994	\$25,614,933,268	\$512,128,274	2.04%

Real Property Assessment Division
2016 Base Change
ALL PROPERTIES

Neighborhood	Name	Total Base			
		2015	2016	Difference	% Change
001	American University Park	\$3,234,720,787	\$3,374,652,737	\$139,931,950	4.33%
002	Anacostia	\$704,957,620	\$734,299,327	\$29,341,707	4.16%
003	Barry Farms	\$387,974,446	\$400,468,278	\$12,493,832	3.22%
004	Berkley	\$1,497,802,600	\$1,554,868,740	\$57,066,140	3.81%
005	Brentwood	\$1,145,640,461	\$1,293,175,688	\$147,535,227	12.88%
006	Brightwood	\$2,184,009,537	\$2,345,132,548	\$161,123,011	7.38%
007	Brookland	\$5,773,268,826	\$5,971,965,100	\$198,696,274	3.44%
008	Burleith	\$861,010,947	\$896,213,260	\$35,202,313	4.09%
009	Capitol Hill	\$3,945,142,159	\$4,170,311,649	\$225,169,490	5.71%
010	Central	\$59,352,533,829	\$63,061,002,409	\$3,708,468,580	6.25%
011	Chevy Chase	\$5,968,261,844	\$6,204,449,165	\$236,187,321	3.96%
012	Chillum	\$503,609,440	\$546,994,344	\$43,384,904	8.61%
013	Cleveland Park	\$3,167,992,393	\$3,330,310,249	\$162,317,856	5.12%
014	Colonial Village	\$586,914,890	\$606,147,720	\$19,232,830	3.28%
015	Columbia Heights	\$7,340,570,533	\$7,778,347,932	\$437,777,399	5.96%
016	Congress Heights	\$1,744,261,817	\$1,840,606,005	\$96,344,188	5.52%
017	Crestwood	\$737,135,640	\$765,626,190	\$28,490,550	3.87%
018	Deanwood	\$1,763,968,322	\$1,925,346,888	\$161,378,566	9.15%
019	Eckington	\$1,804,624,490	\$1,981,934,965	\$177,310,475	9.83%
020	Foggy Bottom	\$9,072,391,393	\$9,512,037,127	\$439,645,734	4.85%
021	Forest Hills	\$3,894,058,334	\$3,969,010,653	\$74,952,319	1.92%
022	Fort Dupont Park	\$922,835,270	\$957,267,120	\$34,431,850	3.73%
023	Foxhall	\$292,508,210	\$306,169,250	\$13,661,040	4.67%
024	Garfield	\$2,025,617,986	\$2,087,507,833	\$61,889,847	3.06%
025	Georgetown	\$8,672,138,272	\$9,477,851,554	\$805,713,282	9.29%
026	Glover Park	\$1,414,055,123	\$1,464,086,780	\$50,031,657	3.54%
027	Hawthorne	\$261,283,380	\$277,284,720	\$16,001,340	6.12%
028	Hillcrest	\$1,132,534,470	\$1,185,189,110	\$52,654,640	4.65%
029	Kalorama	\$5,001,404,125	\$5,124,770,419	\$123,366,294	2.47%
030	Kent	\$1,399,931,700	\$1,426,177,500	\$26,245,800	1.87%
031	LeDroit Park	\$1,392,087,420	\$1,520,920,470	\$128,833,050	9.25%
032	Lily Ponds	\$542,277,135	\$560,052,935	\$17,775,800	3.28%
033	Marshall Heights	\$450,470,060	\$467,023,660	\$16,553,600	3.67%
034	Massachusetts Av Heights	\$1,528,834,813	\$1,553,860,534	\$25,025,721	1.64%
035	Michigan Park	\$392,005,350	\$409,190,130	\$17,184,780	4.38%
036	Mount Pleasant	\$3,819,931,666	\$3,995,970,295	\$176,038,629	4.61%
037	North Cleveland Park	\$1,306,047,894	\$1,357,133,757	\$51,085,863	3.91%
038	Observatory Circle	\$2,383,189,071	\$2,504,136,739	\$120,947,668	5.08%
039	Old City I	\$14,050,860,571	\$14,912,484,495	\$861,623,924	6.13%
040	Old City II	\$19,604,570,900	\$20,686,136,189	\$1,081,565,289	5.52%
041	Palisades	\$1,164,723,200	\$1,187,652,520	\$22,929,320	1.97%
042	Petworth	\$2,714,157,648	\$2,917,393,284	\$203,235,636	7.49%
043	Randle Heights	\$1,244,108,110	\$1,269,442,140	\$25,334,030	2.04%
044	NoMa	\$4,848,066,665	\$5,012,723,298	\$164,656,633	3.40%
046	SW Waterfront	\$8,005,113,552	\$8,593,673,785	\$588,560,233	7.35%
047	Riggs Park	\$962,650,860	\$1,084,900,855	\$122,249,995	12.70%
048	Shepherd Park	\$701,904,400	\$736,560,140	\$34,655,740	4.94%
049	Sixteenth Street Heights	\$1,404,834,100	\$1,474,429,788	\$69,595,688	4.95%
050	Spring Valley	\$1,974,771,785	\$2,010,166,480	\$35,394,695	1.79%
051	Takoma	\$532,457,590	\$563,354,870	\$30,897,280	5.80%
052	Trinidad	\$1,121,409,797	\$1,242,914,282	\$121,504,485	10.83%
053	Wakefield	\$737,440,490	\$771,071,260	\$33,630,770	4.56%
054	Wesley Heights	\$1,766,515,976	\$1,809,484,439	\$42,968,463	2.43%
055	Woodley	\$388,480,740	\$402,151,760	\$13,671,020	3.52%
056	Woodridge	\$1,592,398,310	\$1,703,970,718	\$111,572,408	7.01%
059	Rail Road Tracks	\$2,527,390	\$2,527,390	\$0	0.00%
063	North Anacostia Park	\$3,362,570	\$3,368,540	\$5,970	0.18%
064	Anacostia Park	\$219,000	\$219,000	\$0	0.00%
066	Fort Lincoln	\$467,502,360	\$495,738,550	\$28,236,190	6.04%
068	Bolling AFB & Naval Research	\$39,035,310	\$39,193,150	\$157,840	0.40%
069	D.C. Village	\$5,769,580	\$5,763,810	-\$5,770	-0.10%
073	Washington Navy Yard	\$802,710,920	\$821,894,080	\$19,183,160	2.39%
	Totals:	\$212,743,594,077	\$224,684,708,603	\$11,941,114,526	5.61%

The FY 2013 Yellow Book Report presented four areas in which significant deficiencies were reported: General Information Technology Controls (Finding 2013-01); Financial Reporting for Cash and Investments (Finding 2013-02); Financial Reporting for Capital Assets (Finding 2013-03); and Procurement and Disbursement Controls and Noncompliance with Laws and Regulations (Finding 2013-04). Immediately upon issuance of the FY 2013 Yellow Book Report, all reported findings and recommendations were analyzed and corrective action plans were developed. Throughout FY 2014, program and financial staff within the affected agencies and other partners worked collaboratively to implement the planned corrective actions. By the close of FY 2014, the findings related to Cash and Investments (Finding 2013-02) and Financial Reporting for Capital Assets (Finding 2013-03) had been fully remediated. Accordingly, these findings/deficiencies were not repeated in the District’s FY 2014 Yellow Book report.

The FY 2014 Yellow Book Report does, however, present significant deficiencies in the following areas:

Governmental Activities:

- **General Information Technology Controls (Finding 2014-01)**

The independent auditors tested controls associated with 15 of the District’s key automated systems. The systems tested included the following: Automated Claims Eligibility Determination System (ACEDS); Computer-Assisted Mass Appraisal System (CAMA); CFOSolve; iNovah; PeopleSoft (Human Resources/Payroll); Procurement Automated Support System (PASS); System of Accounting and Reporting (SOAR); Time, Attendance, and Court Information System (TACIS); Tax Administration System (TAS); Budget and Reporting Tracking System (BARTS); District Online Compensation System (DOCS); District Unemployment Tax Administration System (DUTAS); District of Columbia Access System (DCAS); Meditech Health Care Information System (HCIS); and Banner.

As a result of the auditors’ testwork, deficiencies regarding *Access to Programs and Data* and *Program Changes* were identified. A summary of those findings is as follows:

Access to Programs and Data	Program Changes
Failure to consistently restrict user access to key financial applications	Failure to consistently restrict developer access to the production environments of key financial systems
Failure to perform periodic review of user access rights	Need for independent monitoring controls to ensure that changes applied to the production environment are authorized
Insufficient control over generic accounts with access to system administration or end user functions	

- **Procurement and Disbursement Controls and Noncompliance with Laws and Regulations (Finding 2014-02)**

The auditors tested samples of sole source procurements, emergency procurements, and competitive procurements. The most pervasive issue was that sampled contract files did not contain adequate documentation to support the contracting action(s) taken.

As a result of their testing of sampled disbursement transactions, the auditors found instances of noncompliance with purchase card (P-Card) usage and administration policies and the provisions of the Quick Payment Act. More specifically, KPMG noted that certain purchase cardholders exceeded their daily usage limits and evidence of review and approval of monthly reports was not available for review. In addition, with respect to other disbursements, the auditors found that some payments were made more than 30 days after receipt of the vendor’s invoice.

- **Internal Controls over Medicaid, TANF and SNAP (Finding 2014-03)**

As a result of their testwork, the auditors noted the following:

- Deficiencies in the review of the ACEDS to the Medicaid Management Information System (MMIS) interface exception report
- Lack of sufficient documentation of the ACEDS to Electronic Banking Transfer (EBT) review
- Inadequate review of the Medicaid accrual
- Insufficient supporting documentation for Medicaid, TANF, and SNAP beneficiary eligibility
- Ineffective process for documenting and re-evaluating provider eligibility determinations

Business-Type Activities:

- ***Internal Controls Surrounding the Safeguarding of Lottery Tickets (Finding 2014-04)***

The auditors found that the internal controls over the inventorying and monitoring of the Instant Scratch Tickets were inadequate and could not prevent errors in the recording and reporting of ticket sales.

Aggregate Discretely Presented Component Units:

New auditing standards required that the independent auditors also present in the primary government's (the District's) Yellow Book report those findings that relate to the discretely presented component units. This is a departure from the presentation of findings used in prior years.

- ***Financial Reporting at the University of the District of Columbia, Health Benefit Exchange Authority, and the United Medical Center (Finding 2014-05)***

- The University needs to improve its internal controls over financial reporting in several key process areas as well as enhance compliance with District laws and regulations. Some areas in which improvement is needed include: preparation and review of monthly bank reconciliations, review and approval of manual journal entries, monitoring of compliance with the District's Investment and Spending Policy, classifying capital assets and program expenses, review of grant expenditures, retention of documentation to support resident and non-resident tuition and fees, and lack of written accounting policies and procedures.
- The Health Benefit Exchange Authority needs to strengthen internal controls over financial reporting to properly record all assessments receivable and deferred inflows in the financial statements.
- United Medical Center needs to strengthen internal controls to ensure proper review and approval of manual journal entries.

Working with staff in the affected agencies, the OCFO (the Office of Financial Operations and Systems, Office of Risk Management, and the Office of Integrity and Oversight) will utilize a comprehensive approach to analyze the reported findings, ensure that the needed corrective action plans are developed, and monitor progress toward full implementation of all planned corrective actions.

District of Columbia

Financial Advisors as of 2-1-2015*

1. Acacia Financial Group, Inc.
2. CSG Advisors, Inc.
3. Estrada Hinojosa & Company Inc.
4. First Southwest Company
5. Public Financial Management Inc.
6. Public Resources Advisory Group, Inc.

** Contracts with each of the 6 FA Firms listed were extended for one year effective, February 1, 2015. There are 3 annual contract extensions remaining on each contract, available at the sole discretion and option of the District.*

**Government of the District of Columbia
Office of the Chief Financial Officer**



**Financial Administrative Issuance
Financial Management and Control Order No. 03-002**

**Issuance Date: July 22, 2003
Revised Date: October 22, 2013**

Effective Date: July 22, 2003

Pursuant to the authority vested in me as Chief Financial Officer of the District of Columbia by section 424 of the District of Columbia Home Rule Act of 1973 as amended by Pub. L. No. 109-356, approved October 16, 2006, D.C. Official Code sections 1-204.25 and 1-204.26 (2008 Supp.), I, Natwar M. Gandhi, Chief Financial Officer of the District of Columbia ("CFO"), hereby order that:

1. Whenever a determination is made by the Office of the Chief Financial Officer's ("OCFO") General Counsel or Acting General Counsel (collectively "General Counsel"), that external legal assistance is needed and appropriate, the General Counsel shall select (subject to the Procurement Practices Reform Act of 2010 ("PPRA") or other applicable District law) the law firm(s) to be procured by the OCFO, provided that sufficient funds are available. Such determination shall only be made by the General Counsel. The General Counsel may, at his or her discretion, appoint a special committee comprised of District of Columbia employees to assist him or her in creating an appropriate request for proposals and to review the submitted proposals. At the request of the General Counsel, the special committee may also submit recommendations to provide guidance to the General Counsel regarding his or her final selection.
2. The rules for procurement of external legal services, attached hereto as Exhibit A and incorporated herein by reference, shall govern the procurement of external legal services for financial transactions by the OCFO when such legal services are exempt from the PPRA.
3. No OCFO officer or employee shall order or direct legal services under any OCFO contract for legal services or any OCFO contract for any other services with a law firm without the express written consent and supervision of the General Counsel.
4. All invoices for legal services or services otherwise provided by a law firm procured by the OCFO must be reviewed and approved in writing by the General Counsel prior to payment. In addition, the General Counsel may also require prior to payment the review and written approval of the appropriate OCFO officer or employee. All such invoices


shall be submitted on a monthly basis to the General Counsel unless otherwise agreed to in writing by the General Counsel.

5. All actions heretofore taken by David C. Tseng as General Counsel of the OCFO are hereby ratified.

6. This delegation is granted until rescinded in writing.

7. This delegation supersedes all previous CFO Orders to the extent of any inconsistency therein.

Effective: This Order is effective July 22, 2003.



Natwar M. Gandhi
Chief Financial Officer

OCT 22 2013

Date

EXHIBIT A TO CFO ORDER No. 03-002

RULES FOR PROCUREMENT OF EXTERNAL LEGAL SERVICES FOR FINANCIAL
TRANSACTIONS BY THE OCFO WHEN SUCH LEGAL SERVICES ARE EXEMPT FROM
THE PROCUREMENT PRACTICES REFORM ACT OF 2010

The following rules shall govern the procurement of external legal services for financial transactions by the Office of the Chief Financial Officer ("OCFO") when such legal services are exempt from the District of Columbia Procurement Practices Reform Act of 2010 (D.C. Law 18-371; D.C. Official Code §§ 2-351.01 et seq.) ("PPRA"):

100 GENERAL

- 100.1 In accordance with the D.C. L17-0254, D.C. L19-231, and other applicable laws, the OCFO is exempt from the requirements of the PPRA as it pertains to the procurement of legal services for financial transactions to which such laws apply, except for provisions regarding review and approval by the Council of multiyear contracts and review and approval by the Council of contracts in excess of one million dollars (\$1 million) during a twelve (12)-month period pursuant to District of Columbia Home Rule Act, approved December 24, 1973, 87 Stat. 790, Pub. L. 93-198, D. C. Official Code § 1-204.51(2006 Repl.) and the OCFO has the authority to issue and implement its own procurement rules relating to the procurement of external legal services for financial transactions.
- 100.2 The Chief Procurement Officer ("CPO") of the OCFO, and designee, is authorized to enter into applicable contracts pursuant to these rules.
- 100.3 These rules are for the benefit of the OCFO, and are not intended to confer any rights or benefits on third parties. The principal purposes of these rules are to ensure that the OCFO's procurement of the applicable services:
- (a) Are carried out in a fair, efficient and objective manner that promotes confidence in the OCFO integrity; and
 - (b) Produce reasonable value and results for the OCFO.

101 APPLICABILITY

- 101.1 These rules shall apply to the procurement of external legal services, by and for the OCFO, for financial transactions when such legal services are exempt from the PPRA.

102 CHIEF CONTRACTING OFFICER

102.1 The CPO appointed by the CFO shall have contracting authority and have responsibility for supervising the OCFO's procurement activities for procurement of services applicable to these rules. The CPO shall prescribe the standard contract format and standard contract provisions to be included in contracts for services applicable to these rules,

103 AUTHORITY AND DUTIES OF CHIEF PROCUREMENT OFFICER

103.1 The CPO, or designee, shall timely execute any solicitation, contract, task order, modification or full or partial termination of a contract or task order.

103.2 The CPO shall be responsible for:

- (a) Making any determination and findings that may be required in accordance with these rules;
- (c) Ensuring that all necessary preconditions to contract award have been satisfied before the contract is awarded;
- (d) Ensuring that all prospective contractors participating in a procurement receive fair and impartial treatment.

104 AUTHORITY AND DUTIES OF GENERAL COUNSEL

104.1 The General Counsel shall designate the Contractor's Technical Representative ("COTR"). The COTR shall have the responsibility, in cooperation with the Office of the General Counsel ("OGC") attorneys assigned to the work, to supervise and manage all aspects of the work of the contractors in accordance with the requirements of the contract or task order, as applicable, and such other responsibilities and authorities as may be specified in the contract or task order. These include:

- (a) Providing the CPO evidence to warrant issuance of contract or task order modifications, options, or extensions to address additional work, cost or time necessary to complete a financing transaction or project; providing evidence that warrants the CPO to terminate a contract in full or in part for cause or convenience; and keeping the CPO informed in writing of any technical or contract difficulties encountered during the performance term or any potential problem areas under the contract or task order;

- (b) Reviewing and approving invoices for payment of work, including determining if a contractor's prices and charges are consistent with the negotiated terms of the contract or task order; and the work performed and progress are satisfactory and commensurate with the rate of expenditures;
- (c) Reviewing and approving invoices for deliverables to ensure receipt of services, including the timely process of invoices in accordance with the District's payment provisions;
- (d) Maintaining a file that includes all contracts and task orders, all contract or task order work products, including correspondence, and contract or task order modifications or other contract actions or changes.
- (e) Selecting the chair and members of a solicitation selection evaluation board ("SSEB");
- (f) Ensuring that all legal issues arising out of any contract or task order is considered by the GC
- (g) Determining whether and under what conditions to allow a contractor to sub-contract its assigned work to another external law firm.

105 CONTRACTOR QUALIFICATION REQUIREMENTS

105.1 A prospective contractor must:

- (a) Be responsible; and
- (b) Not be disqualified on the basis of conflicts of interest (either personal or organizational) or related ethical concerns.

105.2 The issues of responsibility and conflicts of interests/disqualification are addressed in Sections 106 and 107, respectively.

106 RESPONSIBILITY

106.1 For a contractor to be awarded pursuant to these rules, the contractor must be responsible. To be considered responsible, a contractor must:

- (a) Have or provide evidence that it can obtain the financial, technical, and organizational skills and resources, and the facilities and equipment, necessary to perform the contract in accordance with its terms;
- (b) Have a satisfactory performance record;

- (c) Not be suspended, debarred, or otherwise ineligible to receive contracts from the District Government or the Federal Government; and
- (e) Provide adequate evidence that it has paid all applicable District of Columbia and Federal taxes and filed District and Federal tax returns.

106.2 The CPO shall make a written determination if the contractor is found to be non-responsible. Award of a contract shall be considered the CPO's determination that the contractor is responsible.

106.3 In evaluating a prospective contractor's responsibility, the CPO may request information from the contractor and may also consider valid information available from other sources. The CPO, at its discretion, may also perform a pre-award survey involving interviews with contractor personnel or visits to the contractor's facilities. Information on the capabilities and suitability of proposed subcontractors also may be considered in evaluating responsibility.

**107 ORGANIZATIONAL CONFLICTS OF INTEREST;
DISQUALIFICATION**

107.1 The OCFO intends to avoid even the appearance of conflict of interest or impropriety in connection with its procurement activities. The GC shall determine any conflict of interest, the appearance thereof, or other ethical considerations as further described in subsections 107.5 – 107.6.

107.2 If the GC determines, that there is a conflict of interest, the appearance of a conflict of interest, or another ethical consideration, the GC shall:

- (a) Provide the CPO evidence to disqualify a contractor prior to award for failure to comply with Section 106.1(c);
- (b) Provide the CPO evidence to terminate a contract subsequent to contract award in accordance with Section 104.1(a); or
- (c) Take other appropriate corrective measures.

107.3 The ethical consideration(s) go beyond a violation of the ethics and conflict of interest rules of the OCFO and the prospective contractor, if any. The GC shall avoid the appearance of impropriety or otherwise eliminate doubts about the integrity and fairness of procurement.

107.4 Organizational conflict of interest means a situation in which a contractor:

- (a) May be unable to render impartial and objective assistance or advice to the OCFO.

107.5 A number of measures may be appropriate for eliminating or mitigating organizational conflicts of interest, and the GC has the discretion to select the approach that is most suitable in any particular case.

107.6 In each case, the mechanism adopted to address an organizational conflict of interest should be designed to prevent:

- (a) The existence of conflicting roles that might bias a contractor's judgment; and
- (b) An unfair competitive advantage.

108 PREPARING SOLICITATIONS

108.1 The GC shall prepare and provide to the CPO a solicitation to initiate a procurement conducted by competitive negotiation known as a Request for Proposals (RFP) in the fulfillment of these rules as the most beneficial method to the OCFO.

108.2 The solicitation shall clearly describe the OCFO's needs and method of award

108.3 The solicitation should seek to enhance competition and provide for awarding an adequate number of service providers. .

108.4 The evaluation criteria shall include: (i) organization experience and qualifications of the offeror's staff, sub-contractors and consultants; (ii) price or cost (including, but not limited to, hourly rates for services); and (iii) any other factors appropriate to the particular procurement (for example, the offeror's technical approach, past performance, or status as a CBE or plans for subcontracting with CBEs).

108.5 The RFP shall specify all evaluation factors and their relative importance. The RFP should also include:

- (a) A description of the legal services;
- (b) The contract delivery schedule (including any permitted variations in the delivery schedule);
- (c) A description of any special qualification requirements the contractor must satisfy;

- (d) Instructions for submitting proposals including: the deadline for proposal submission, the method(s) for submitting proposals, the information to be provided in the proposal (including any requirements for past performance information or for subcontracting plans), and any representations or certifications the offeror must submit;
- (e) The period during which proposals must remain open for acceptance; and
- (f) The anticipated contract terms and conditions and the extent to which they are negotiable.

108.6 The CPO shall issue the solicitation in paper form or electronically.

108.7 The CPO may cancel a solicitation or reject all bids or proposals received at any time before the contract award when the GC determines in writing that the cancellation or rejection is in the OCFO's best interests.

109 **PUBLICIZING PROCUREMENT OPPORTUNITIES**

109.1 The CPO shall advertise the solicitation having a value of \$250,000 or more on the OCFO web site for not less than 21 days unless the CPO makes a determination that a shorter period of time is necessary to meet the needs of the OGC. In addition, the CPO will advertise the notice of solicitation in an appropriate newspaper or trade journal for not less than one day.

109.2 The GC, shall compile a list of at least three (3) external law firms that the GC reasonably believes are qualified to provide the services or goods specified in a solicitation and shall provide the list to the CPO who shall inform those external law firms of the bidding opportunity and location of the solicitation documents .

110 **CONTRACT TYPE**

110.1 The type of contract awarded by the CPO, pursuant to this rule, shall be a requirements contract that provides the mechanism for the GC to order from the contractor(s) all of its requirements for designated services during a specified period (subject to any maximum ordering limitation in the contract). This type of contract shall be used. A requirements contract will provide superior economic benefits as it locks the OCFO into a fixed unit price for services with no limit of the quantity of services required under the resultant ordering contract.

110.2 The CPO may award a single contract or award multiple contracts. The GC may choose between the contractors in awarding subsequent task orders to obtain the

best combination of quality and value based on considerations and evaluations, including, without limitation, the contractor's knowledge, experience, business practice, other practice areas associated with financing transactions (including, but not limited to securities, tax, real property and contracts), accessibility, available staff, cost, past working experiences with the District, knowledge of applicable District law, and the District's need ("Best Value Consideration").

110.3 Generally, one (1) of the following two (2) award procedures shall be used to award task orders:

- (a) Non-competitive award procedure based on the Best Value (for purposes of these rules, "Best Value" is the expected outcome of a procurement that provides the best overall benefit for the government in response to the requirement) ; or
- (b) The preferred, competitive award procedure, where the GC or CCO requests task order proposals from two (2) or more contractors.

110.4 If the competitive award procedure is used, each task order request shall specify:

- (a) The specific legal services required;
- (b) A delivery date; and
- (c) Such other information as the GC may reasonably request.

110.5 Each task order shall state the not-to-exceed price or the firm fixed price and the duration for the period of service performance.

111 **RESERVED**

112 **RESERVED**

113 **RESERVED**

114 **RESERVED**

115 **RESERVED**

116 **NON-COMPETITIVE PROCESS**

116.1 The purpose of the non-competitive procurement process is to allow the OCFO to procure legal services for financial transactions when the General Counsel determines, in his sole discretion and after consultation with the CPO, that use of

a non-competitive process is necessary to enable the OCFO to timely obtain external legal services for a financial transaction.

116.2 A non-competitive procurement under this section shall require a determination and findings by the General Counsel in consultation with the CPO, setting forth the reasons warranting the non-competitive procurement and for the selection of the particular contractor.

116.3 If the General Counsel makes a determination pursuant to subsection 116.2, the Chief Procurement Officer may procure the services described in the determination without regard to the procedures set forth elsewhere in these rules.

117 **COMPETITIVE PROCESS**

117.1 Once the solicitation is issued, any changes in the information set forth in an RFP must be made by the CPO in an amendment to the RFP. Amendments shall be made in a reasonable timeframe before the proposal submission date specified by the RFP.

117.2 Proposals shall be submitted by a method specifically permitted by the RFP.

117.3 The GC shall evaluate proposals based solely on the evaluation criteria specified in the RFP.

117.4 After initial proposals have been evaluated, the GC may:

- (a) Recommend an award based on initial proposals to the responsible offeror(s) whose offer(s), conforming to the needs and requirements of the solicitation, will be most advantageous to the District in terms of price, legal and technical abilities, and other factors as specified in the solicitation; or establish a competitive range consisting of those proposals that remain under consideration, which shall include all proposals that could be awarded based on the GC's determination.

117.5 The GC may begin discussions with the top five ranked offerors in the competitive range. Discussions with the offerors may be written (including electronic) or oral. The primary objective of discussions is to maximize the OCFO's ability to obtain the offerors who will be most advantageous to the District in terms of price, legal and technical abilities, and other factors as specified in the solicitation based on the evaluation factors set forth in the RFP. The GC will document all discussions with offerors.

- 117.6 At the conclusion of discussions and based on the determination by the GC, the CPO shall request that the offerors submit best and final offers by a common cut-off date.
- 117.7 The contract(s) shall be awarded pursuant to Section 108.3.
- ~~117.8 The GC shall prepare documentation explaining the basis for the contract award recommendation that shall be maintained in the contract file.~~

118 INVOICES AND PAYMENT REQUESTS

- 118.1 Requests for payment must be submitted in writing by the contractor together with a valid written contract to the COTR.
- 118.2 Contractor payment requests shall:
- (a) Certify that the contractor is entitled to payment in the requested amount; and
 - (b) Include or attach any information necessary to demonstrate entitlement to the requested payment under the contract's terms.
- 118.3 Depending on the contract payment provisions, a payment request may consist of, for example, a statement that specified work has been completed in a satisfactory manner, documentation showing that contract deliverables have been accepted by the GC, or information detailing the reimbursable costs incurred by the contractor.
- 118.4 Payment shall not be made unless authorized by the GC. The GC's payment authorization shall not preclude the OCFO from seeking repayment (or pursuing other remedies) if it subsequently concludes that the contractor was overpaid or otherwise misled the OCFO.
- 118.5 No OCFO officer or employee shall authorize payment for the value of legal services received without a valid written contract. Any law firm that enters into an oral agreement with an OCFO officer or employee to provide legal services to the OCFO without a valid written contract shall not be paid. This subsection shall not apply to a payment required by court order or a final decision of an authorized forum.

119 EXERCISING CONTRACT OPTIONS

- 119.1 Notwithstanding Section 104.1(a), the determination to exercise a contract option shall include:

- (a) Funds are available and authorized for this purpose;
- (b) The services covered by the option fulfill an existing need; and
- (b) Exercising the option is the most advantageous method of fulfilling the OCFO's need.

119.2 The determination to exercise a contract option shall be in writing and shall be included in the contract file.

120 CONTRACT MODIFICATIONS

120.1 Notwithstanding Section 104.1(a), modifying a contract shall be subject to the provisions of this section.

120.2 A modification must be within the scope of the original contract. Any requirement for extra work that goes beyond the contract's scope shall be the subject of a new procurement.

120.3 A contract modification may be effected:

- (a) By a bilateral agreement executed by the CPO and an authorized representative of the contractor; or
- (b) By the CPO's issuance of a contract modification, when the contract includes a changes clause permitting the CPO to make unilateral changes in the contract work. Under such a clause, the contractor is obligated to perform in accordance with the modification issued by the CPO, and the contract price is adjusted to reflect the increase or decrease in costs caused by the modification.

121 CONTRACT TERMINATION

121.1 All contracts awarded by the CCO shall include "Termination for Default" and "Termination for Convenience" clauses as standard contract provisions specifically defining the OCFO's termination rights.

121.2 Notwithstanding Section 104.1(a), when exercising the OCFO's rights under a termination clause in the contract, the CCO shall provide the contractor with a written notice specifying:

- (a) Whether the termination is for default or for convenience;
- (b) The effective date of the termination;

- (c) The extent of the termination if the termination is partial; and
- (d) Any special instructions that apply to the termination (for example, instructions concerning the disposition of contract inventory).

~~121.3~~ After terminating a contract for convenience, the CPO shall request a settlement proposal from the contractor and shall attempt to negotiate a settlement that resolves all of the parties' rights and liabilities (except those arising from any portion of the contract still in effect). If the parties negotiate a settlement, the CPO shall prepare a memorandum describing the principal elements of the settlement and shall include the memorandum in the contract file.

122 CONTRACT DOCUMENTATION

122.1 The CPO is responsible for maintaining documentation regarding the procurement and the contract administration.

122.2 The CPO's contract files shall include those documents specified by the CPO to include but not limited to:

- (a) The solicitation and any amendments;
- (b) The contract and any modifications;
- (c) Task orders, and any modifications of the task orders.
- (d) Any type of documentation that is specifically required to be maintained in the contract file by other sections of these rules; and
- (e) Any other documentation that may be necessary to memorialize important decisions or events relating to the procurement or the contract.

122.3 The COTR is responsible for maintaining documentation regarding the procurement and the contract administration. The COTR's files shall include:

- (a) Copies of the documents described in section 122.2
- (b) Requests for payment, invoices, and related documents
- (c) Copies of all authorizations to pay invoices;
- (d) Copies of all requests for procurement actions

- (e) Copies of all requests for contract modifications; and
- (f) Any other documentation that may be necessary to memorialize important decisions or events relating to the decisions of the GC and the COTR as they pertain to the contract.

123 DISPUTES

- 123.1 Each contract entered into by the CPO shall include a disputes clause that sets forth the procedures by which disputes shall be resolved.
- 123.2 The disputes clause may not authorize binding arbitration.

124 PROTESTS

- 124.1 All protests to the solicitation or award of a contract shall be resolved in accordance with this section.
- 124.2 A protest shall be submitted to the CPO in writing.
- 124.3 A protest shall include:
 - (a) The name of the protestor;
 - (b) The name of the protestor's counsel or other representative;
 - (c) A detailed description along with detailed justification of the basis for the protest; and
 - (d) A description of the relief requested.
- 124.4 The CPO shall issue a decision with regard to a protest within 60 days from receipt of a properly prepared and documented protest request. Failure of the CPO to adjudicate a protest within the time limit allotted shall not be grounds for a favorable decision on the protestor's part.
- 124.5 The decision of the CPO shall be the OCFO's final decision with regard to the protest.
- 124.6 A protest must be filed within the timeframes established in this subsection to be considered by the OCFO.

- 124.7 A protest that is not filed within these timelines will not be considered by the OCFO, and the protestor shall be deemed to have waived the right to protest.
- 124.8 A protest that is based on the language or requirements of a solicitation or is otherwise based on facts that are apparent on the face of the solicitation shall be filed with the CPO no later than five (5) business days before the date responses to the solicitation are due.
-
- 124.9 A protest that is not based on the language or requirements of a solicitation or otherwise based on facts which are apparent on the face of a solicitation must be submitted within five (5) business days after the protestor knows or should have known of the facts that serve as the basis for the protest.

125 APPLICABLE LAWS

- 125.1 The following laws are incorporated into these rules by reference:
- (a) Council review of multiyear contracts and contracts in excess of one million dollars (\$1,000,000) - as set forth in section 451 of the District of Columbia Home Rule Act, approved December 24, 1973 (87 Stat. 788; D.C. Official Code § 1-204.51 (2006 Repl.); and Council review of multiyear contracts and contracts in excess of one million dollars (\$1,000,000) as set forth in section 105a of the District of Columbia Procurement Practice Act of 1985, effective March 8, 1991 (D.C. Law 8-257; D.C. Official Code § 2-301.05a(2006 Repl.; Supp. 2008);
 - (b) Anti-Deficiency Act. The OCFO's responsibilities under the terms of the contract and the contract documents are and shall remain subject to the provisions of (i) the federal Anti-Deficiency Act, 31 U.S.C. §§ 1341, 1342, 1349, 1350, 1351; (ii) D.C. Official Code § 47-105; (iii) the District Anti-Deficiency Act of 2002 (D.C. Official Code §§ 47-355.01 – 47-355.08), as the foregoing statutes may be amended from time to time, and (iv) § 446 of the District of Columbia Home Rule Act (D.C. Official Code § 1-204.46);
 - (c) Other contracting laws applicable to the OCFO – District of Columbia Quick Payment Act of 1984, as amended, D.C. Official Code § 2-221.01; Living Wage Act of 2006, as amended, D.C. Official Code § 2-220.01; Small, Local and Disadvantaged Business Enterprise Development and Assistance Act of 2005, as amended, D.C. Official Code § 2-218.01 and 2-218.50; First Source Employment Agreement Act of 1984, as amended, D.C. Official Code § 2-219.01; Service

GOVERNMENT OF THE DISTRICT OF COLUMBIA
OFFICE OF THE CHIEF FINANCIAL OFFICER



MEMORANDUM

TO: Jeffery S. DeWitt
Chief Financial Officer

FROM: David C. Tseng
General Counsel

A handwritten signature in blue ink that reads "David C. Tseng". The signature is written over the printed name and title of the sender.

DATE: January 21, 2015

SUBJECT: District Benefit Plans

OCFO legal staff have been asked to consider whether certain benefit plans administered by the Office of the Chief Financial Officer (the "OCFO") must abide by provisions of the Procurement Practices Reform Act ("PPRA"); the D.C. Council contract review provisions of Section 451 of the Home Rule Act (D.C. Official Code § 1-204.51); and the Small and Certified Business Enterprise Development and Assistance Amendment Act of 2014 (the "CBE Act"). The benefit plans administered by the OCFO are the District of Columbia 401(a) Defined Contribution Plan; District of Columbia 457(b) Deferred Compensation Plan; Other Post-Employment Benefits Trust Fund; and District of Columbia College Savings Program (hereinafter, collectively, "Benefit Plans").

There are three primary questions: (1) are the contracts awarded in relation to the Benefit Plans subject to the PPRA; (2) are these contracts subject to Council review under Home Rule Act § 451 (D.C. Official Code § 1-204.51) and; (3) are the Benefit Plans subject to the CBE Act.

Summary Conclusion

1. Contracts awarded by the OCFO relating to the Benefit Plans are not contracts awarded on behalf of the District for the procurement of District goods and services, thus the contracts are not subject to the PPRA.
2. The funds in the Benefit Plans are neither District funds nor District appropriated funds, thus Council review of contracts awarded in relation to the administration of the Benefit Plans is not required.

3. Contracts awarded in relation to the administration of the Benefit Plans are not subject to the CBE Act.

Discussion

The PPRA

The funds in the Benefit Plans belong to the participants and beneficiaries of the Benefit Plans. By law, the funds do not belong to the District. The OCFO, in its capacity as a fiduciary for the participants and beneficiaries, administers these funds for the benefit of the participants and beneficiaries of the Benefit Plans. Thus, contracts awarded for the administration of the Benefit Plans by the OCFO in its capacity as a fiduciary for the participants and beneficiaries of the Benefit Plans are not contracts awarded for the District for the procurement of District goods and services. Therefore, these contracts are not subject to the PPRA, which applies to the procurement of goods and services for the District government.

Home Rule Act § 451(b) and (c) (D.C. Official Code § 1-204.51(b) and (c))

This Home Rule Act section requires Council review of District contracts, prior to their final execution, for those contracts that (a) extend beyond one year involving expenditures out of an appropriation available for more than one year, or (b) involve expenditures of funds in excess of \$1,000,000 in a 12-month period. Such funds are impliedly District funds. The funds in the Benefit Plans are not District appropriated funds or District funds, thus prior Council review of contracts awarded in relation to the Benefit Plans are not subject to Council review.

The CBE Act

The CBE Act, as amended, clearly applies to expenditure of District appropriated funds for the procurement of goods and services by District agencies. This is demonstrated by the following CBE Act amendments:

- (1). D.C. Official Code § 2-218.41(a) was amended by striking the phrase “goods and services, including construction goods and services” and inserting the phrase, “expendable budget to qualified” in its place. The amended section reads as follows:

“(a) Each agency, including an agency that contracts or procures in whole or in part through the Office of Contracting and Procurement, shall exercise its contracting and procurement authority so as to meet, on an annual basis, the goal of procuring and contracting 50% of the dollar volume of its expendable budget to qualified small business enterprises.” (Emphasis added).

(2). D.C. Official Code § 2-218.41 was further amended by adding a new subsection (c) to read as follows:

“The provisions of this subtitle relating to contracting and subcontracting goals and requirements shall be applicable to every government-assisted project unless the Department, by regulation, establishes a specific exemption for a particular type or class of government-assisted project.” (Emphasis added).

(3). D.C. Official Code § 2-218.46(a)(1) was amended by striking the phrase “contracts in” and inserts the phrase “contracts for government-assisted projects” in its place. The amended section reads as follows:

“All construction contracts for government-assisted projects in excess of \$250,000 shall include the following requirements...” (Emphasis added).

The definitions section of the CBE Act, D.C. Official Code § 2-218.01, added definitions that further emphasize that the CBE Act applies to District appropriated funds, as follows:

“Government-assisted project” means:

- A. A contract executed by an agency on behalf of the District or pursuant to statutory authority that involves District funds or, to the extent not prohibited by federal law, funds that the District administers in accordance with a federal grant or otherwise;
- B. A project funded in whole or in part by District funds;
- C. A project that receives a loan or a grant from a District agency;
- D. A project that receives bonds or notes or the proceeds thereof issued by a District agency, including tax increment or payment in lieu of tax bonds and notes, or industrial revenue bonds;
- E. A project that receives District tax exemptions or abatements that are specific to the project and not to the nature of the entity undertaking the project, such as a religious institution or nonprofit corporation; or
- F. A development project conducted pursuant to a disposition under section 1 of An Act Authorizing the sale of certain real estate in the District of Columbia no longer required for public purpose.

“Beneficiary” means a business enterprise that is the prime contractor or developer on a government-assisted project.

“Expendable budget” means the total appropriated budget of an agency, reduced by such funding source, object classes, objects, and other items, including any contract, the value of which does not lend itself to performance by a small or certified business enterprise, and shall be identified by the Department by rulemaking. (Emphasis added).

As noted above, the funds of the Benefit Plans are owned by the participants and beneficiaries of the Benefit Plans. The contracts are paid from the money in the Benefit Plans. Thus, expenditure of Benefit Plan funds is not an expenditure of “District funds” or the expenditure of a District agency’s “appropriated funds” Further, the Benefit Plans do not: (1) receive loans or grants from District agencies; (2) receive bonds or notes; (3) receive District tax exemptions “specific to the project and not to the nature of the entity undertaking the project, such as a religious institution or nonprofit corporation” and; (4) the Benefit Plans are not development projects conducted pursuant to a disposition under section 1 of An Act authorizing the sale of certain real estate in the District of Columbia...”

Conclusion

Thus, because the participants and beneficiaries of the Benefit Plans are the owners of the funds of the Benefit Plans, contracts awarded by the OCFO in its fiduciary capacity in relation to the Benefit Plans are not District contracts for procurement of goods and services for the District subject to the PPRA. Contracts awarded by the OCFO in relations to the Benefit Plans do not involve expenditure of District funds or District appropriated funds, therefore, the contracts do not require prior Council approval. Contracts awarded by the OCFO in relation to the Benefit Plans do not involve expenditure of District funds or District appropriated funds; accordingly, the contracts are not subject to the CBE Act.

GOVERNMENT OF THE DISTRICT OF COLUMBIA
OFFICE OF THE CHIEF FINANCIAL OFFICER
OFFICE OF TAX AND REVENUE



August 29, 2014

OTR NOTICE 2014-08

TO TOBACCO RETAILERS

OTHER TOBACCO PRODUCTS EXEMPT FROM SALES TAX
EFFECTIVE OCTOBER 1, 2014

Effective October 1, 2014, sales of other tobacco products have been exempted from the District of Columbia sales tax and the 12% sales tax on other tobacco products has been eliminated. Premium cigars, defined as cigars retailing for \$2.00 or more, while not subject to the other tobacco products tax, remain subject to the District's 5.75% general sales tax when sold at retail.

"Other tobacco product" means any product containing, made from, or derived from tobacco, other than a cigarette or premium cigar, that is intended or expected to be consumed. The term "other tobacco product" does not include an e-cigarette or any product that has been approved by the United States Food and Drug Administration for sale as a tobacco cessation product, as a tobacco dependence product, or for other medical purposes, and that is being marketed and sold solely for such an approved purpose.

In conjunction with this change, the excise tax on other tobacco products, previously calculated on a per ounce basis, has been changed to a calculated rate on wholesale sales. The rate of tax applicable to wholesale sales of other tobacco products is 70%, effective October 1, 2014. The tax on other tobacco products is to be reported by wholesalers, and not by retailers.

CIGARETTE TAX INCREASED TO \$2.90 EFFECTIVE OCTOBER 1, 2014

The District of Columbia cigarette excise tax consists of fixed tax of \$2.50 per package of 20 cigarettes and a variable surtax levied in lieu of the sales tax. Effective October 1, 2014, the surtax is increased from \$0.36 to \$0.40 cents per package of 20 cigarettes, resulting in a combined cigarette excise tax of \$2.90 per package of 20 cigarettes.

The Office of Tax and Revenue will not administer a floor tax in connection with this increase in the cigarette tax, nor will the cigarette stamps currently in use be changed when the tax increases on October 1st. Cigarette stamps purchased on or after October 1st will be sold at the new tax rate. Sales of cigarettes at retail are not subject to the DC sales tax.

Questions should be directed to the Customer Service Administration at (202) 727-4829.

GOVERNMENT OF THE DISTRICT OF COLUMBIA
OFFICE OF THE CHIEF FINANCIAL OFFICER
OFFICE OF TAX AND REVENUE



August 29, 2014

OTR NOTICE 2014-07

TO TOBACCO WHOLESALERS

CIGARETTE TAX INCREASED TO \$2.90 EFFECTIVE OCTOBER 1, 2014

The District of Columbia cigarette excise tax consists of fixed tax of \$2.50 per package of 20 cigarettes and a variable surtax levied in lieu of the sales tax. Effective October 1, 2014, the surtax is increased from \$0.36 to \$0.40 cents per package of 20 cigarettes, resulting in a combined cigarette excise tax of \$2.90 per package of 20 cigarettes.

The Office of Tax and Revenue will not administer a floor tax in connection with this increase in the cigarette tax, nor will the cigarette stamps currently in use be changed when the tax increases on October 1st. Cigarette stamps purchased on or after October 1st will be sold at the new tax rate.

**OTHER TOBACCO PRODUCTS TAX CONVERTED TO TAX
ON WHOLESALE SALES**

Also effective October 1, 2014, the excise tax on other tobacco products, previously calculated on a per ounce basis, has been changed to a calculated rate on wholesale sales. The calculated tax rate shall be equal to the rate tax on a package of 20 cigarettes, expressed as a percentage of its average wholesale price as of the previous March.

The Office of Revenue Analysis has determined that the average wholesale price of a package of 20 cigarettes as of the previous March to be \$4.13, net of the cigarette excise tax. The combined cigarette excise tax has been set at \$2.90 per package of 20 cigarettes beginning October 1, 2014. Accordingly, the rate of tax applicable to wholesale sales of other tobacco products is 70%, effective October 1, 2014.

The tax rate shall be applied against gross receipts from sales of or charges for other tobacco products. For purposes of this legislation, "other tobacco product" means any product containing, made from, or derived from tobacco, other than a cigarette or premium cigar, that is

Attachment 59B

intended or expected to be consumed. The term “other tobacco product” does not include an e-cigarette or any product that has been approved by the United States Food and Drug Administration for sale as a tobacco cessation product, as a tobacco dependence product, or for other medical purposes, and that is being marketed and sold solely for such an approved purpose.

In conjunction with this change, sales of other tobacco products have been exempted from the District of Columbia sales tax and the 12% sales tax on other tobacco products has been eliminated. A “premium cigar” is a cigar which the wholesaler reasonably anticipates will be sold at retail for a price of \$2.00 or more, assuming the 70% other tobacco product tax had been imposed upon it at the wholesale level. While not subject to the other tobacco products tax, premium cigars remain subject to the District’s 5.75% general sales tax when sold at retail.

The tax on other tobacco products is to be reported on the FR-1000Q Tobacco Products Excise Quarterly Tax Return. The FR-1000Q return is being revised to reflect the changes described in this notice. Revised forms will be mailed to wholesalers of other tobacco products before year-end. The first quarterly return reflecting the tax at the new rate will cover the calendar quarter ending December 31, 2014, and is due January 21, 2015.

Questions relating to this notice may be directed to the Office of Tax and Revenue, Audit Division, at (202) 442-6316 or by e-mail to florence.sam@dc.gov.