

Attachment IV - Spending Plan						
<i>AGENCY ROL-UP</i>						
GENERAL FUNDS	Total FY 2018 Budget Request	Q1	Q2	Q3	Q4	Total
Total Personal Services (PS)	4,967,316.06	\$1,241,829	\$1,241,829	\$1,241,829	\$1,241,829	\$4,967,316
Total Non-Personal Services (NPS)	8,584,731.94	\$2,146,183	\$2,146,183	\$2,146,183	\$2,146,183	\$8,584,732
Budget Total for FY18	13,552,048.00	\$3,388,012	\$3,388,012	\$3,388,012	\$3,388,012	\$13,552,048
<i>FEDERAL RESOURCES</i>						
FEDERAL RESOURCES	Total FY 2018 Budget Request	Q1	Q2	Q3	Q4	Total
Total Personal Services (PS)	323,260.55	\$80,815	\$80,815	\$80,815	\$80,815	\$323,261
Total Non-Personal Services (NPS)	134,185.89	\$33,546	\$33,546	\$33,546	\$33,546	\$134,186
Budget Total for FY18	457,446.44	\$114,362	\$114,362	\$114,362	\$114,362	\$457,446
<i>INTRA-DISTRICT FUNDS</i>						
INTRA-DISTRICT FUNDS	Total FY 2018 Budget Request	Q1	Q2	Q3	Q4	Total
Total Personal Services (PS)		\$0	\$0	\$0	\$0	\$0
Total Non-Personal Services (NPS)		\$0	\$0	\$0	\$0	\$0
Budget Total for FY18		\$0	\$0	\$0	\$0	\$0
<i>ENTERPRISE AND OTHER</i>						
ENTERPRISE AND OTHER	Total FY 2018 Budget Request	Q1	Q2	Q3	Q4	Total
Total Personal Services (PS)		\$0	\$0	\$0	\$0	\$0
Total Non-Personal Services (NPS)		\$0	\$0	\$0	\$0	\$0
Budget Total for FY18		\$0	\$0	\$0	\$0	\$0
Grand Total	14,009,494.44	\$3,502,374	\$3,502,374	\$3,502,374	\$3,502,374	\$14,009,494

Chart Title

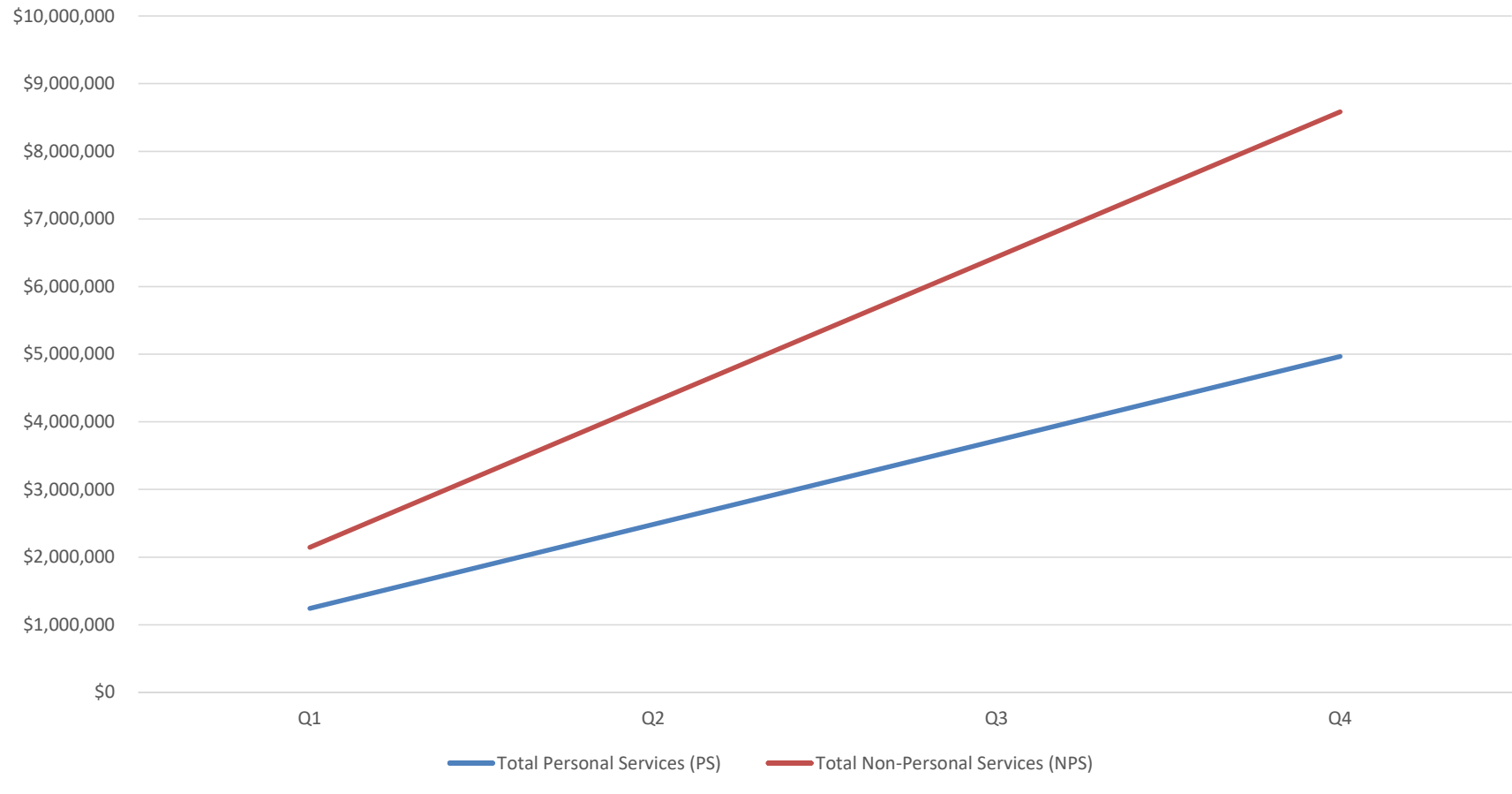
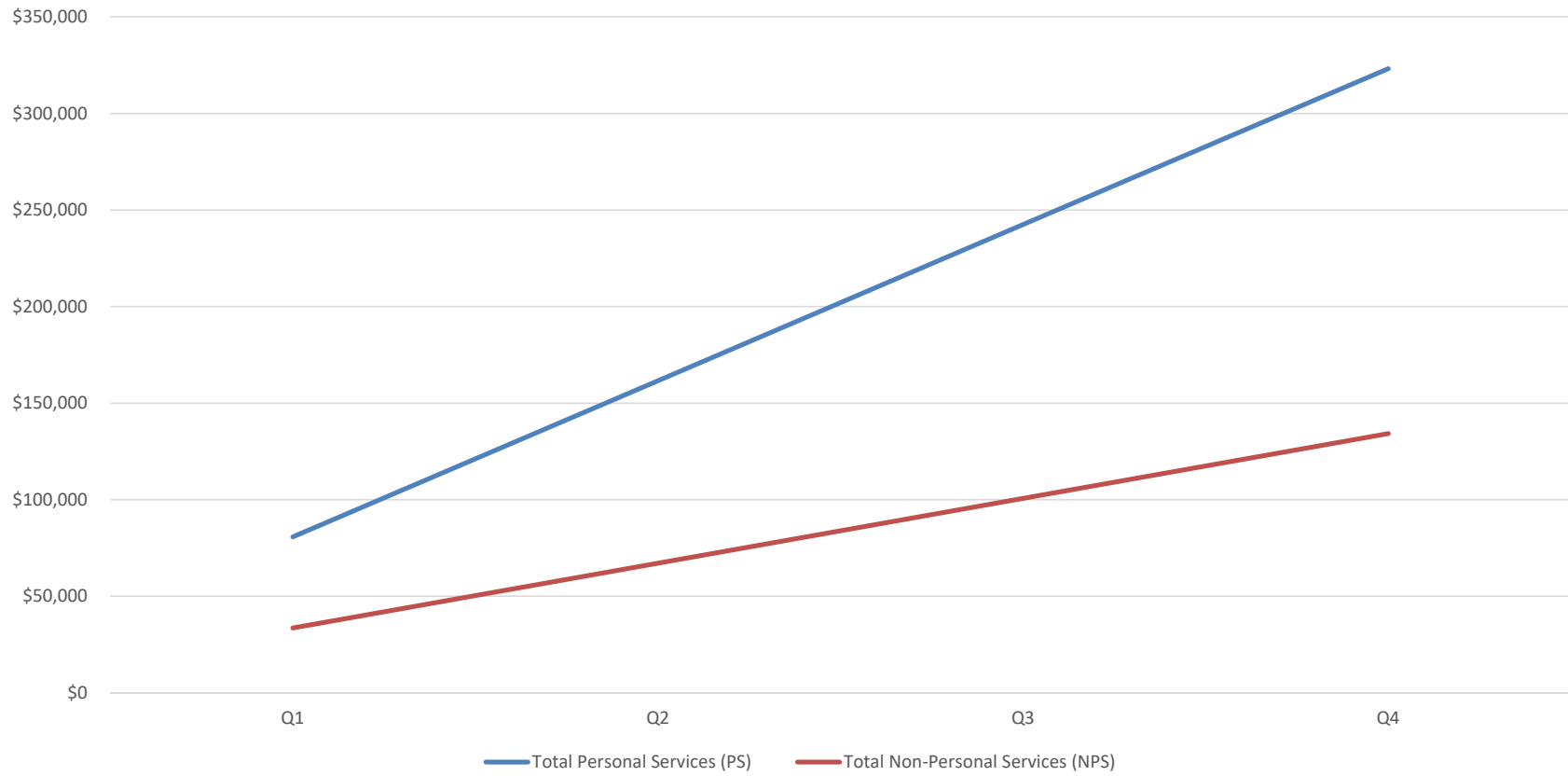
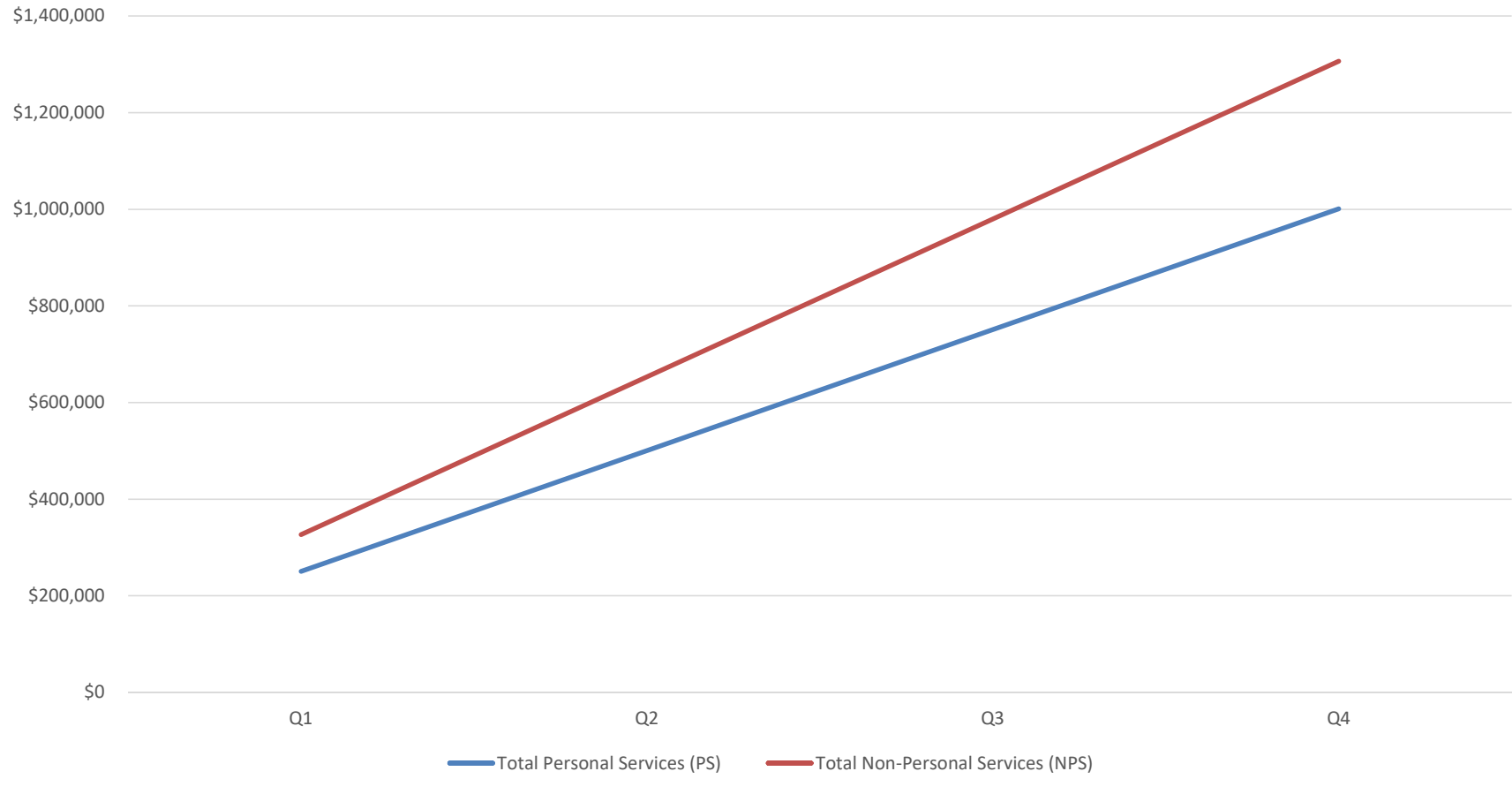


Chart Title



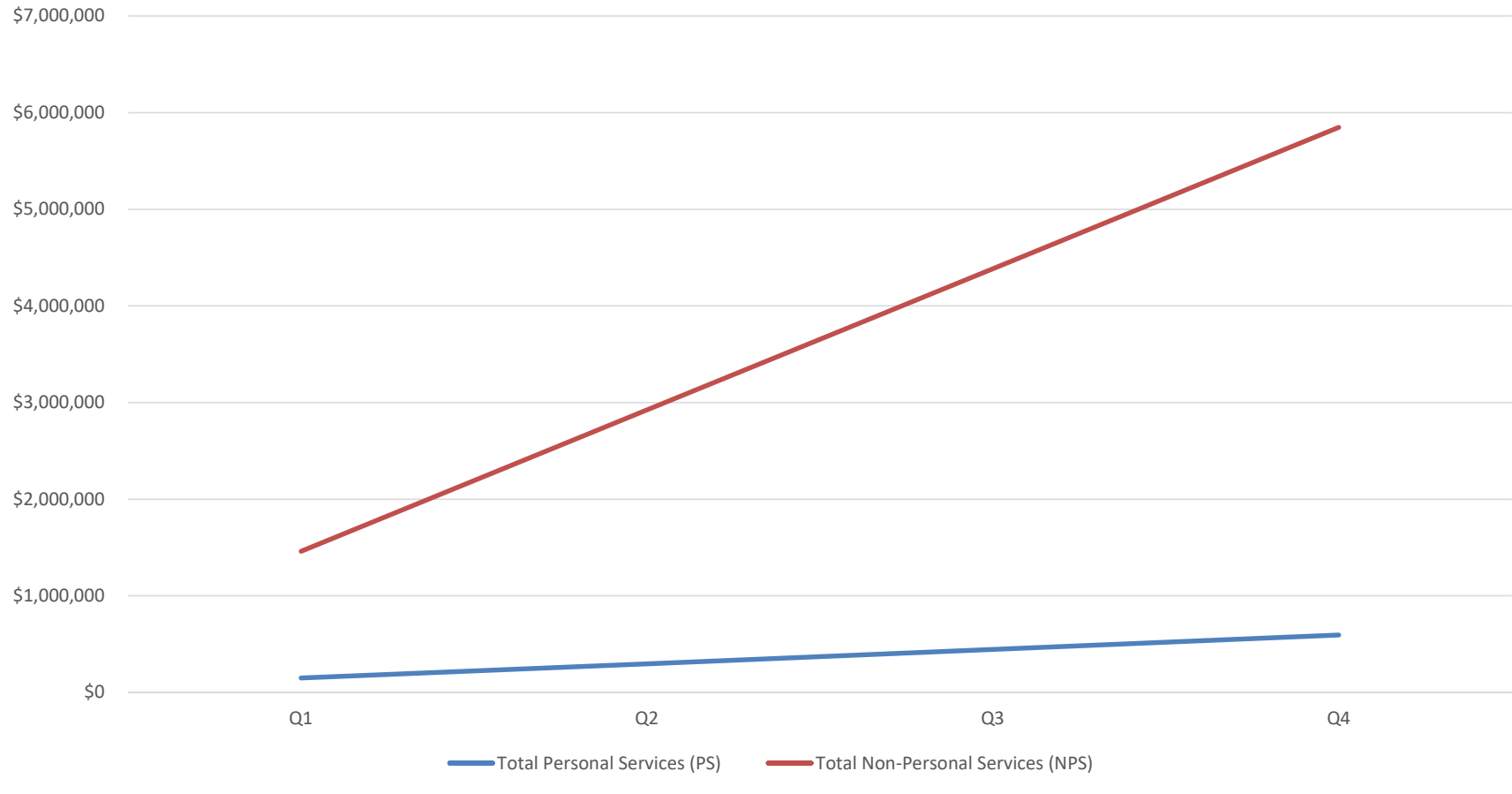
Attachment IV - Spending Plan						
<i>AGENCY MANAGEMENT</i>						
GENERAL FUNDS	Total FY 2018 Budget Request	Q1	Q2	Q3	Q4	Total
Total Personal Services (PS)	1,000,956.09	\$250,239	\$250,239	\$250,239	\$250,239	\$1,000,956
Total Non-Personal Services (NPS)	1,306,285.08	\$326,571	\$326,571	\$326,571	\$326,571	\$1,306,285
Budget Total for FY18						
	2,307,241.17	\$576,810	\$576,810	\$576,810	\$576,810	\$2,307,241
<i>FEDERAL RESOURCES</i>						
	Total FY 2018 Budget Request	Q1	Q2	Q3	Q4	Total
Total Personal Services (PS)		\$0	\$0	\$0	\$0	\$0
Total Non-Personal Services (NPS)		\$0	\$0	\$0	\$0	\$0
Budget Total for FY18						
		\$0	\$0	\$0	\$0	\$0
<i>INTRA-DISTRICT FUNDS</i>						
	Total FY 2018 Budget Request	Q1	Q2	Q3	Q4	Total
Total Personal Services (PS)		\$0	\$0	\$0	\$0	\$0
Total Non-Personal Services (NPS)		\$0	\$0	\$0	\$0	\$0
Budget Total for FY18						
		\$0	\$0	\$0	\$0	\$0
<i>ENTERPRISE AND OTHER</i>						
	Total FY 2018 Budget Request	Q1	Q2	Q3	Q4	Total
Total Personal Services (PS)		\$0	\$0	\$0	\$0	\$0
Total Non-Personal Services (NPS)		\$0	\$0	\$0	\$0	\$0
Budget Total for FY18						
		\$0	\$0	\$0	\$0	\$0
GRAND TOTAL	2,307,241.17	\$576,810	\$576,810	\$576,810	\$576,810	\$2,307,241

Chart Title



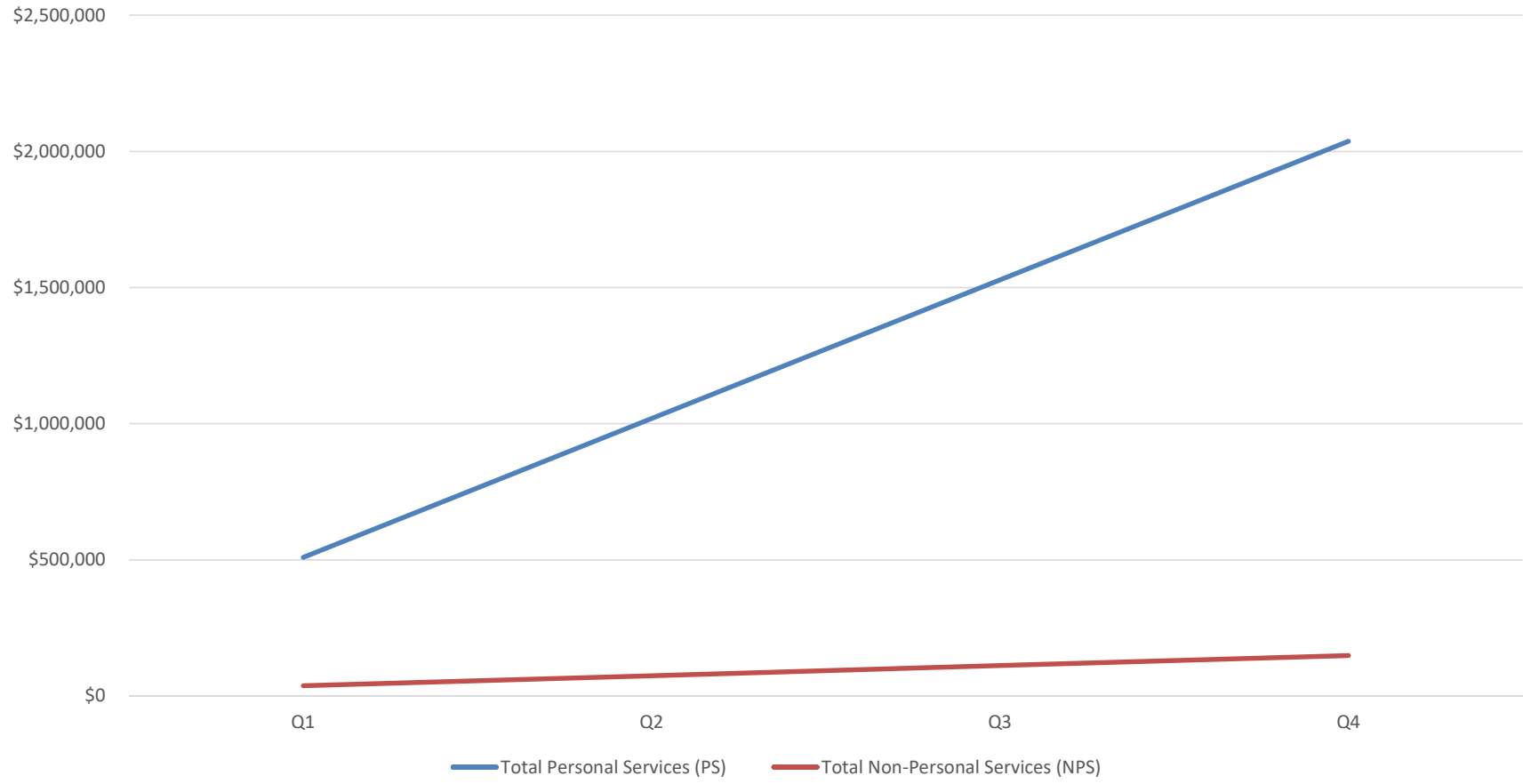
Attachment IV - Spending Plan						
COMMERCIAL REVITALIZATION						
GENERAL FUNDS	Total FY 2018 Budget Request	Q1	Q2	Q3	Q4	Total
Total Personal Services (PS)	593,909.25	\$148,477	\$148,477	\$148,477	\$148,477	\$593,909
Total Non-Personal Services (NPS)	5,846,169.08	\$1,461,542	\$1,461,542	\$1,461,542	\$1,461,542	\$5,846,169
Budget Total for FY18	6,440,078.33	\$1,610,020	\$1,610,020	\$1,610,020	\$1,610,020	\$6,440,078
FEDERAL RESOURCES						
	Total FY 2018 Budget Request	Q1	Q2	Q3	Q4	Total
Total Personal Services (PS)		\$0	\$0	\$0	\$0	\$0
Total Non-Personal Services (NPS)		\$0	\$0	\$0	\$0	\$0
Budget Total for FY18		\$0	\$0	\$0	\$0	\$0
INTRA-DISTRICT FUNDS						
	Total FY 2018 Budget Request	Q1	Q2	Q3	Q4	Total
Total Personal Services (PS)		\$0	\$0	\$0	\$0	\$0
Total Non-Personal Services (NPS)		\$0	\$0	\$0	\$0	\$0
Budget Total for FY18		\$0	\$0	\$0	\$0	\$0
ENTERPRISE AND OTHER						
	Total FY 2018 Budget Request	Q1	Q2	Q3	Q4	Total
Total Personal Services (PS)		\$0	\$0	\$0	\$0	\$0
Total Non-Personal Services (NPS)		\$0	\$0	\$0	\$0	\$0
Budget Total for FY18		\$0	\$0	\$0	\$0	\$0
Grand Total	6,440,078.33	\$1,610,020	\$1,610,020	\$1,610,020	\$1,610,020	\$6,440,078

Chart Title



Attachment IV - Spending Plan						
<i>CERTIFICATION</i>						
GENERAL FUNDS	Total FY 2018 Budget Request	Q1	Q2	Q3	Q4	Total
Total Personal Services (PS)	2,037,202.74	\$509,301	\$509,301	\$509,301	\$509,301	\$2,037,203
Total Non-Personal Services (NPS)	148,900.24	\$37,225	\$37,225	\$37,225	\$37,225	\$148,900
Budget Total for FY18	2,186,102.98	\$546,526	\$546,526	\$546,526	\$546,526	\$2,186,103
<i>FEDERAL RESOURCES</i>						
	Total FY 2018 Budget Request	Q1	Q2	Q3	Q4	Total
Total Personal Services (PS)		\$0	\$0	\$0	\$0	\$0
Total Non-Personal Services (NPS)		\$0	\$0	\$0	\$0	\$0
Budget Total for FY18		\$0	\$0	\$0	\$0	\$0
<i>INTRA-DISTRICT FUNDS</i>						
	Total FY 2018 Budget Request	Q1	Q2	Q3	Q4	Total
Total Personal Services (PS)		\$0	\$0	\$0	\$0	\$0
Total Non-Personal Services (NPS)		\$0	\$0	\$0	\$0	\$0
Budget Total for FY18		\$0	\$0	\$0	\$0	\$0
<i>ENTERPRISE AND OTHER</i>						
	Total FY 2018 Budget Request	Q1	Q2	Q3	Q4	Total
Total Personal Services (PS)		\$0	\$0	\$0	\$0	\$0
Total Non-Personal Services (NPS)		\$0	\$0	\$0	\$0	\$0
Budget Total for FY18		\$0	\$0	\$0	\$0	\$0
Grand Total	2,186,102.98	\$546,526	\$546,526	\$546,526	\$546,526	\$2,186,103

Chart Title



Attachment IV - Spending Plan						
<i>BUSINESS OPP AND ACCESS TO CAPITAL</i>						
GENERAL FUNDS	Total FY 2018 Budget Request	Q1	Q2	Q3	Q4	Total
Total Personal Services (PS)	1,335,247.98	\$333,812	\$333,812	\$333,812	\$333,812	\$1,335,248
Total Non-Personal Services (NPS)	1,283,377.54	\$320,844	\$320,844	\$320,844	\$320,844	\$1,283,378
Budget Total for FY18	2,618,625.52	\$654,656	\$654,656	\$654,656	\$654,656	\$2,618,626
<i>FEDERAL RESOURCES</i>						
FEDERAL RESOURCES	Total FY 2018 Budget Request	Q1	Q2	Q3	Q4	Total
Total Personal Services (PS)	323,260.55	\$80,815	\$80,815	\$80,815	\$80,815	\$323,261
Total Non-Personal Services (NPS)	134,185.89	\$33,546	\$33,546	\$33,546	\$33,546	\$134,186
Budget Total for FY18	\$457,446	\$114,362	\$114,362	\$114,362	\$114,362	\$457,446
<i>INTRA-DISTRICT FUNDS</i>						
INTRA-DISTRICT FUNDS	Total FY 2018 Budget Request	Q1	Q2	Q3	Q4	Total
Total Personal Services (PS)		\$0	\$0	\$0	\$0	\$0
Total Non-Personal Services (NPS)		\$0	\$0	\$0	\$0	\$0
Budget Total for FY18		\$0	\$0	\$0	\$0	\$0
<i>ENTERPRISE AND OTHER</i>						
ENTERPRISE AND OTHER	Total FY 2018 Budget Request	Q1	Q2	Q3	Q4	Total
Total Personal Services (PS)		\$0	\$0	\$0	\$0	\$0
Total Non-Personal Services (NPS)		\$0	\$0	\$0	\$0	\$0
Budget Total for FY18		\$0	\$0	\$0	\$0	\$0
Grand Total	3,076,071.96	\$769,018	\$769,018	\$769,018	\$769,018	\$3,076,072

Chart Title

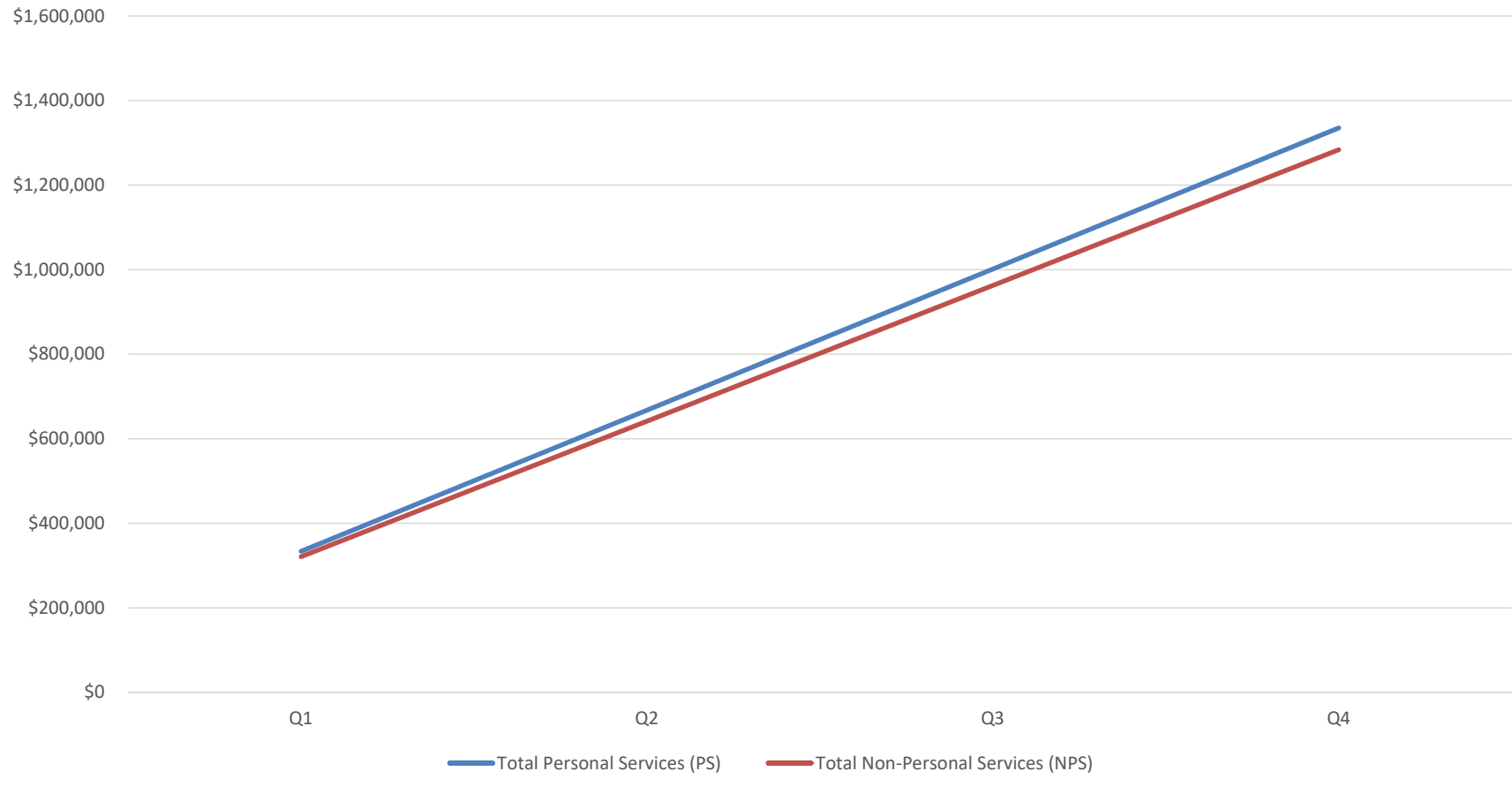


Chart Title

