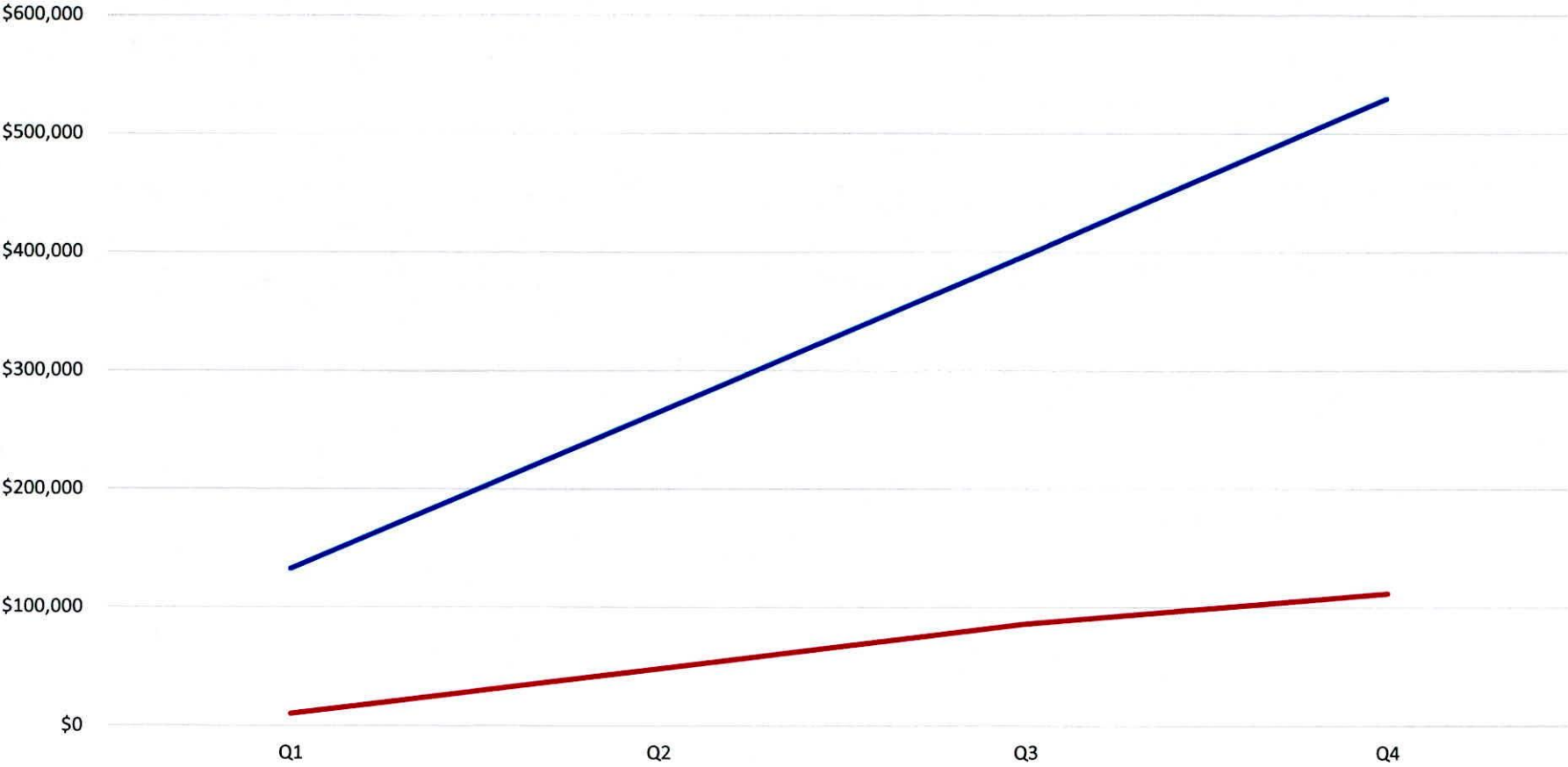


Attachment IV - Spending Plan Corrections Information Council (F10)						
<i>Prisoner Well-Being</i>						
GENERAL FUNDS	Total FY 2018 Budget Request	Q1	Q2	Q3	Q4	Total
Total Personal Services (PS)		\$132,387	\$132,387	\$132,387	\$132,387	\$529,546
Total Non-Personal Services (NPS)		\$10,000	\$37,936	\$37,936	\$25,852	\$111,724
Budget Total for FY18		\$142,387	\$170,322	\$170,323	\$158,239	\$641,270
FEDERAL RESOURCES	Total FY 2018 Budget Request	Q1	Q2	Q3	Q4	Total
Total Personal Services (PS)		\$0	\$0	\$0	\$0	\$0
Total Non-Personal Services (NPS)		\$0	\$0	\$0	\$0	\$0
Budget Total for FY18		\$0	\$0	\$0	\$0	\$0
INTRA-DISTRICT FUNDS	Total FY 2018 Budget Request	Q1	Q2	Q3	Q4	Total
Total Personal Services (PS)		\$0	\$0	\$0	\$0	\$0
Total Non-Personal Services (NPS)		\$0	\$0	\$0	\$0	\$0
Budget Total for FY18		\$0	\$0	\$0	\$0	\$0
ENTERPRISE AND OTHER	Total FY 2018 Budget Request	Q1	Q2	Q3	Q4	Total
Total Personal Services (PS)		\$0	\$0	\$0	\$0	\$0
Total Non-Personal Services (NPS)		\$0	\$0	\$0	\$0	\$0
Budget Total for FY18		\$0	\$0	\$0	\$0	\$0

Chart Title



— Total Personal Services (PS) — Total Non-Personal Services (NPS)

Chart Title

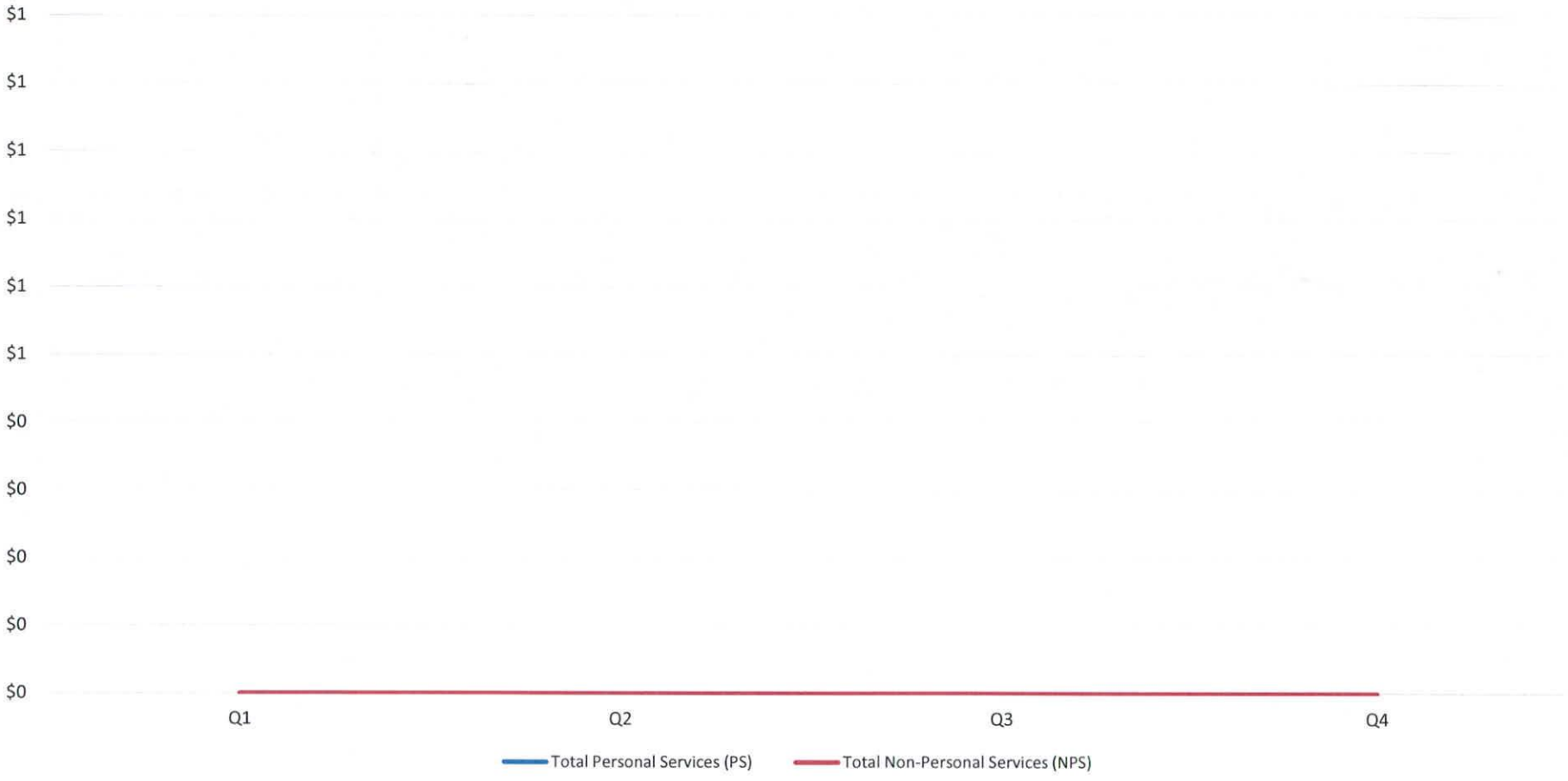


Chart Title

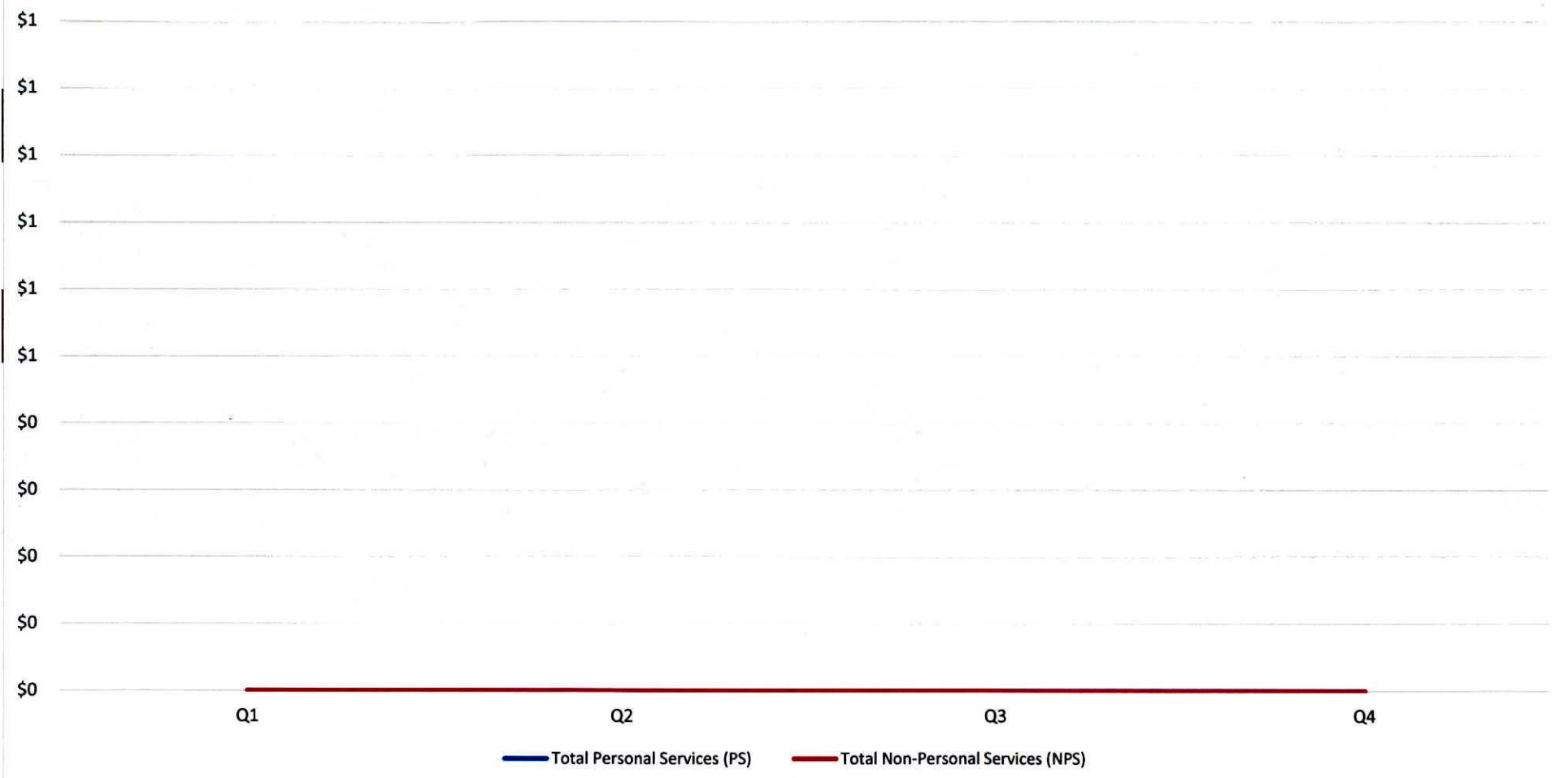


Chart Title

