

Attachment IV - Spending Plan						
<i>District of Columbia National Guard</i>						
GENERAL FUNDS	Total FY 2018 Budget Request	Q1	Q2	Q3	Q4	Total
Total Personal Services (PS)	2,780,312	\$695,078	\$695,078	\$695,078	\$695,078	\$2,780,312
Total Non-Personal Services (NPS)	2,063,361	\$818,855	\$447,568	\$490,352	\$306,586	\$2,063,361
Budget Total for FY18		\$1,513,933	\$1,142,646	\$1,185,430	\$1,001,664	\$4,843,673
FEDERAL RESOURCES	Total FY 2018 Budget Request	Q1	Q2	Q3	Q4	Total
Total Personal Services (PS)	6,536,818	\$1,634,205	\$1,634,205	\$1,634,205	\$1,634,205	\$6,536,818
Total Non-Personal Services (NPS)	2,248,543	\$858,363	\$732,454	\$328,863	\$328,863	\$2,248,543
Budget Total for FY18		\$2,492,568	\$2,366,659	\$1,963,068	\$1,963,068	\$8,785,361
INTRA-DISTRICT FUNDS	Total FY 2018 Budget Request	Q1	Q2	Q3	Q4	Total
Total Personal Services (PS)		\$0	\$0	\$0	\$0	\$0
Total Non-Personal Services (NPS)		\$0	\$0	\$0	\$0	\$0
Budget Total for FY18		\$0	\$0	\$0	\$0	\$0
ENTERPRISE AND OTHER	Total FY 2018 Budget Request	Q1	Q2	Q3	Q4	Total
Total Personal Services (PS)		\$0	\$0	\$0	\$0	\$0
Total Non-Personal Services (NPS)		\$0	\$0	\$0	\$0	\$0
Budget Total for FY18		\$0	\$0	\$0	\$0	\$0

Chart Title

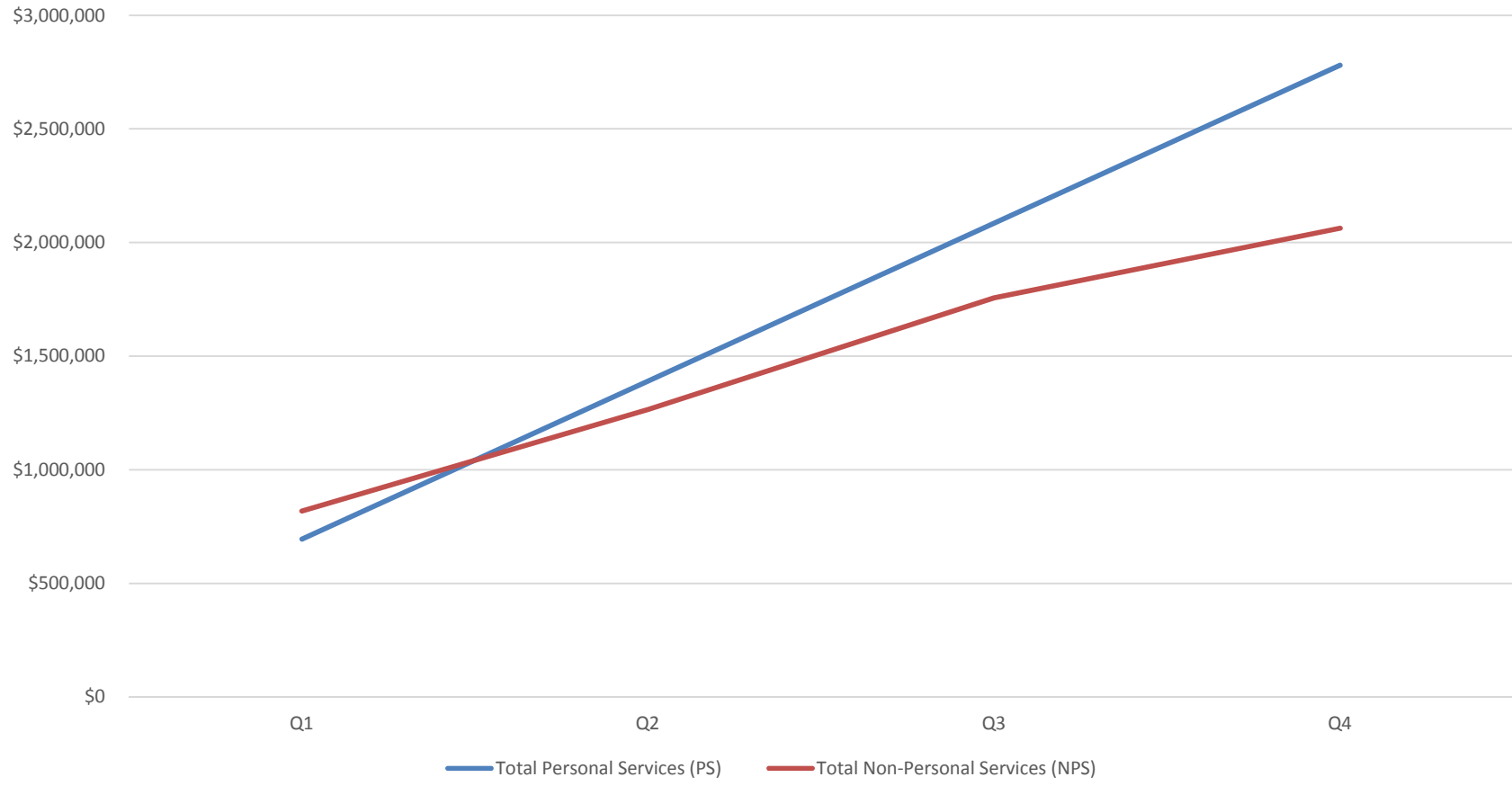


Chart Title

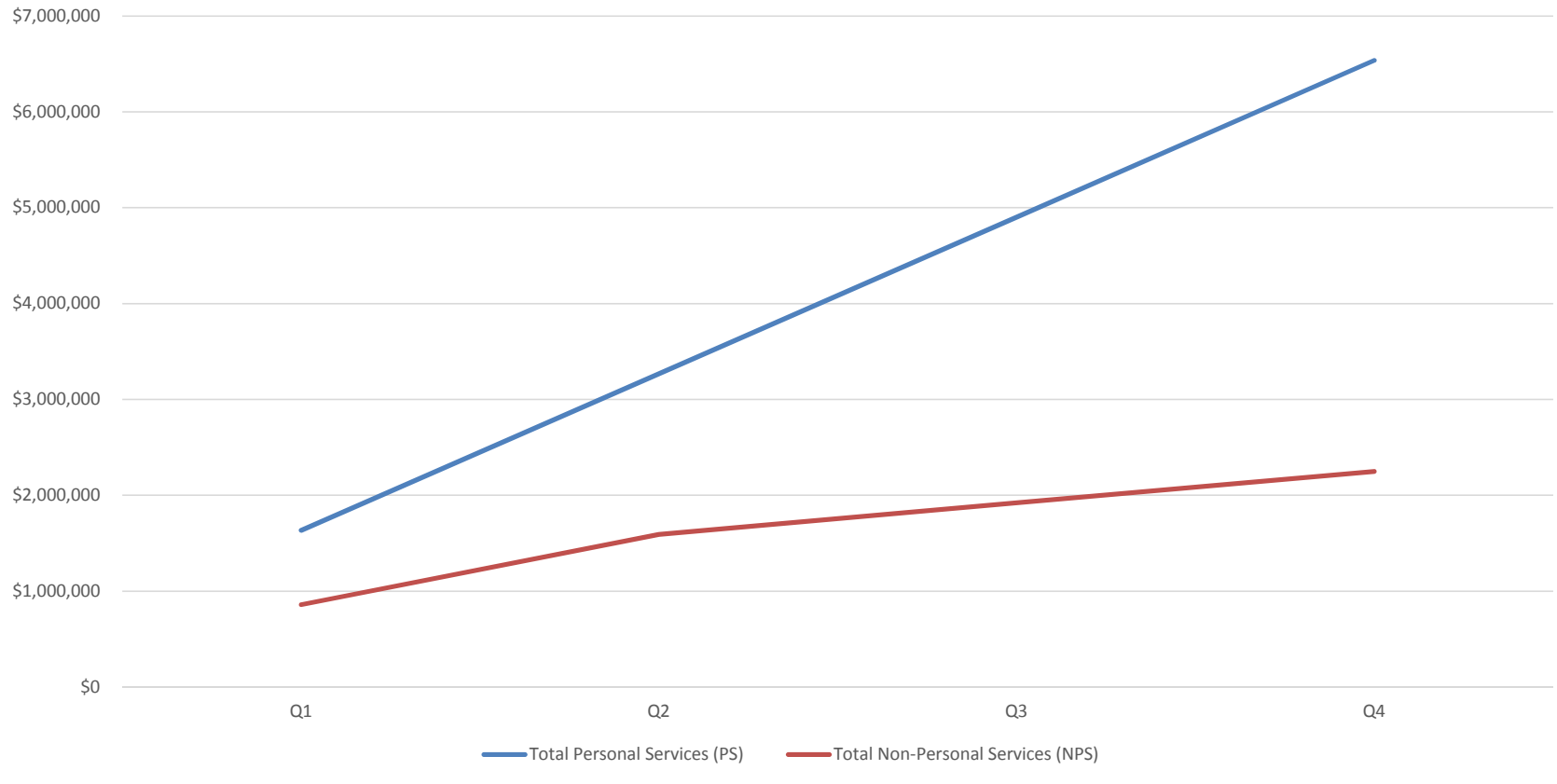


Chart Title

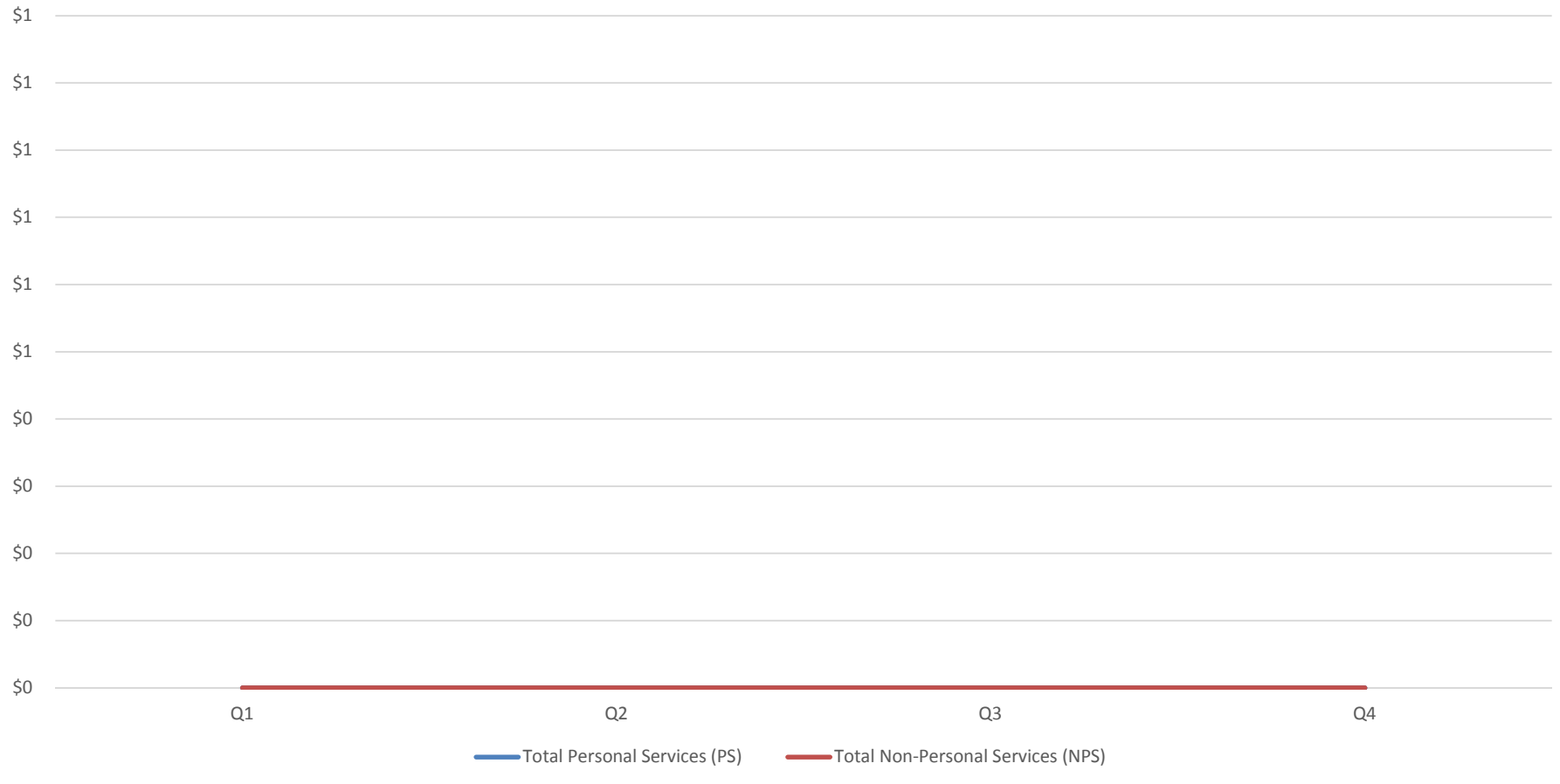


Chart Title

