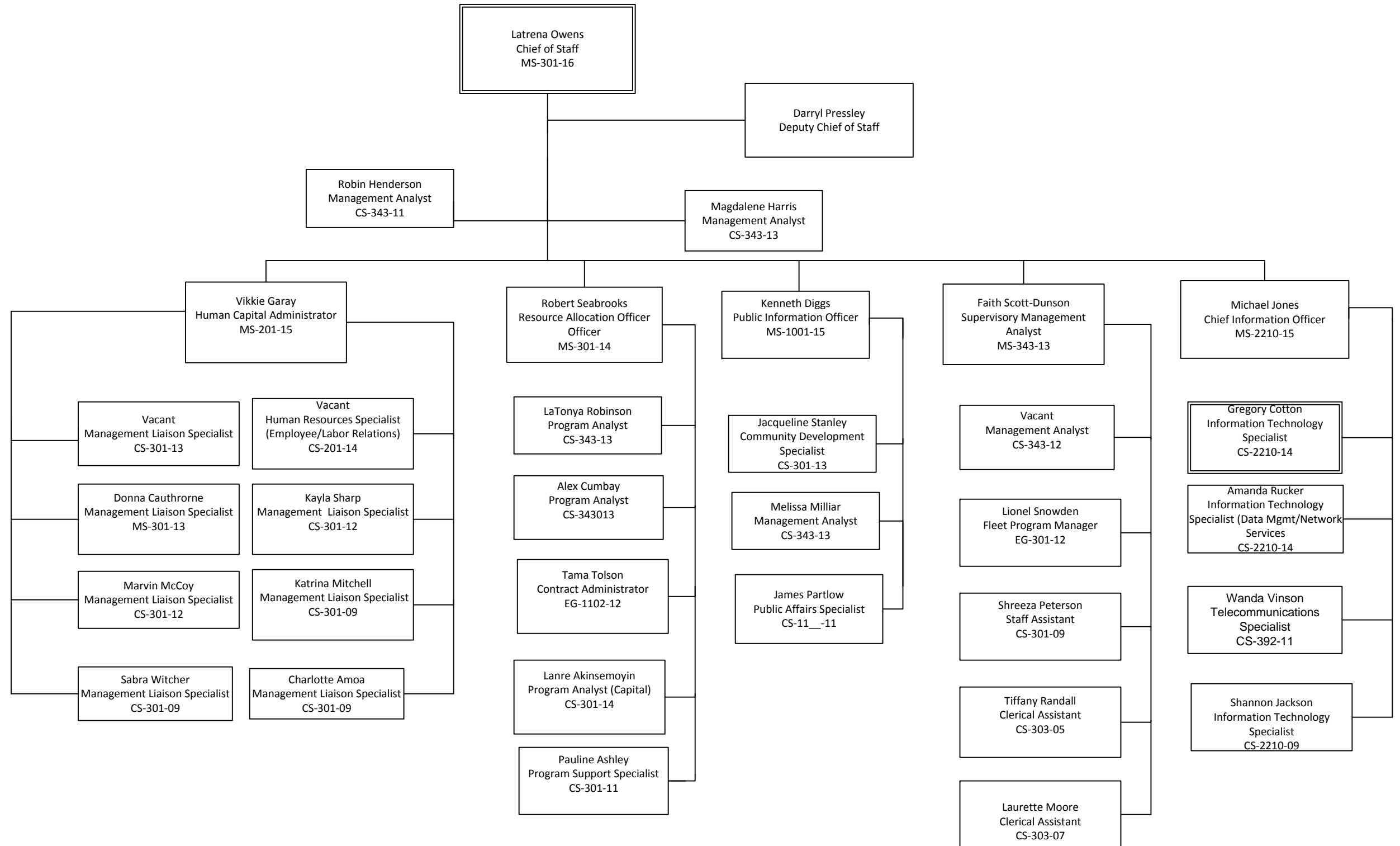


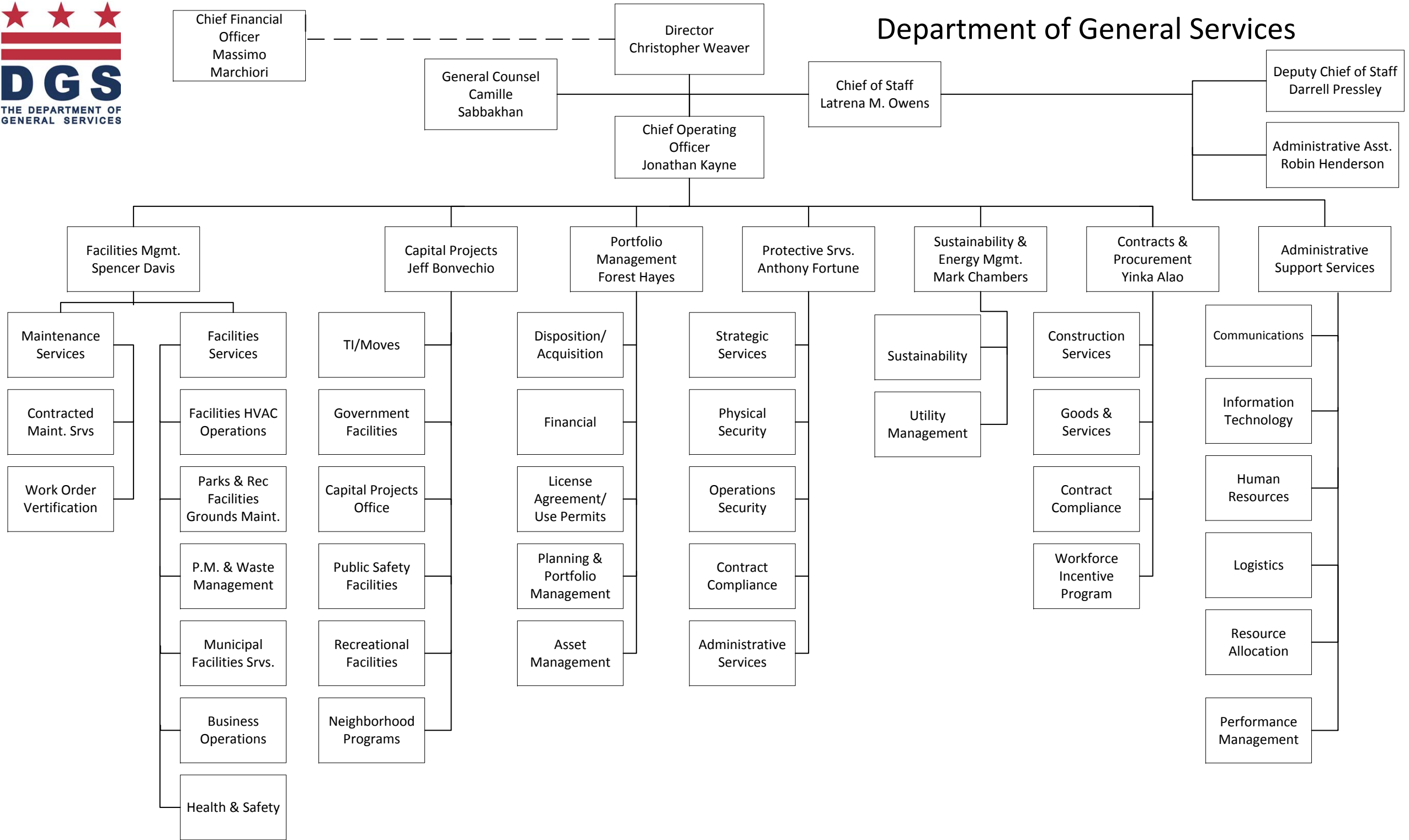


Department of General Services
 Administrative Support Division
 February 16, 2016





Department of General Services

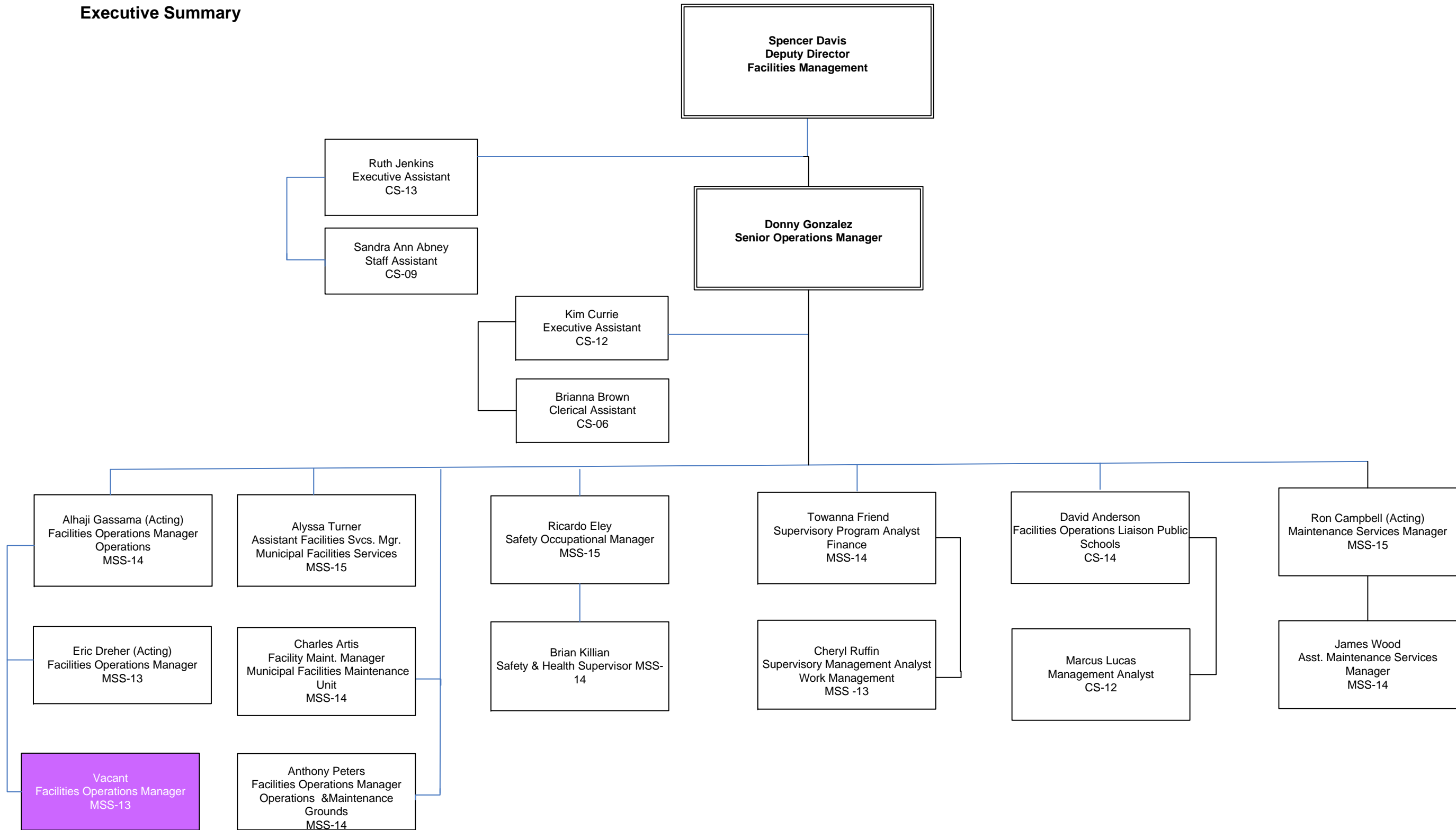




FACILITIES MANAGEMENT DIVISION CURRENT AND PROPOSED ORG CHART

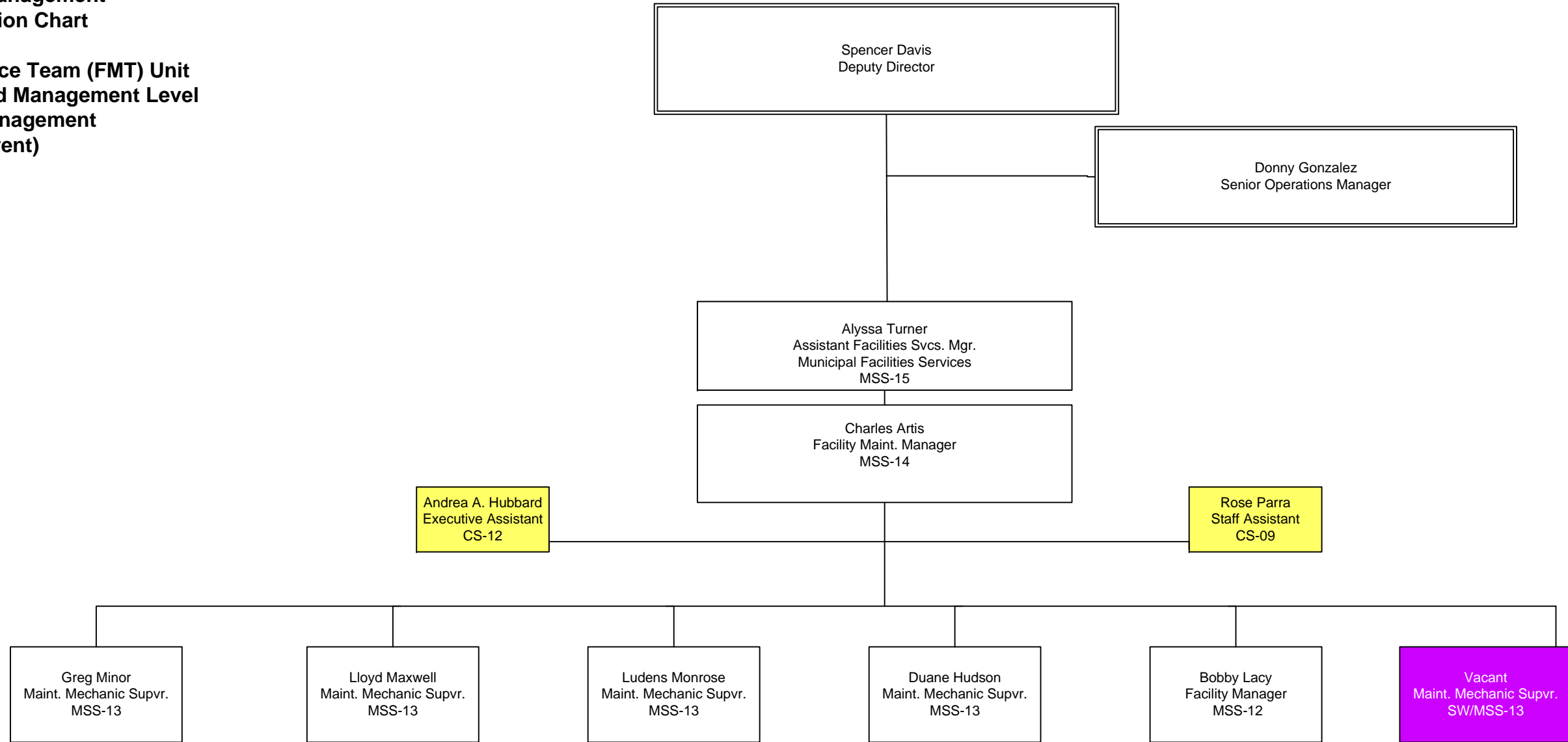
**Department of General Services
Facilities Management
Organization Chart**

Executive Summary



**Department of General Services
Facilities Management
Organization Chart**

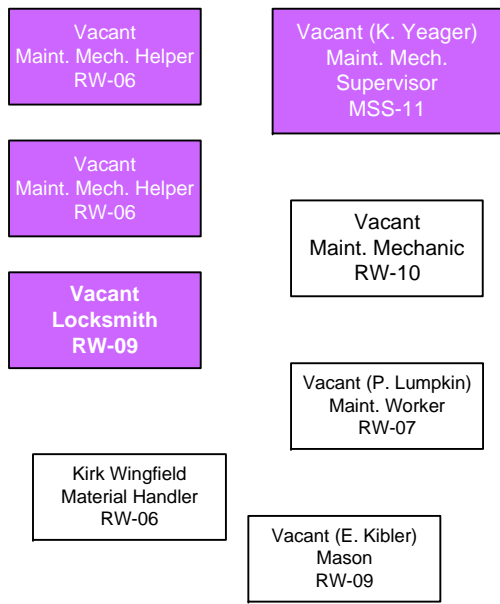
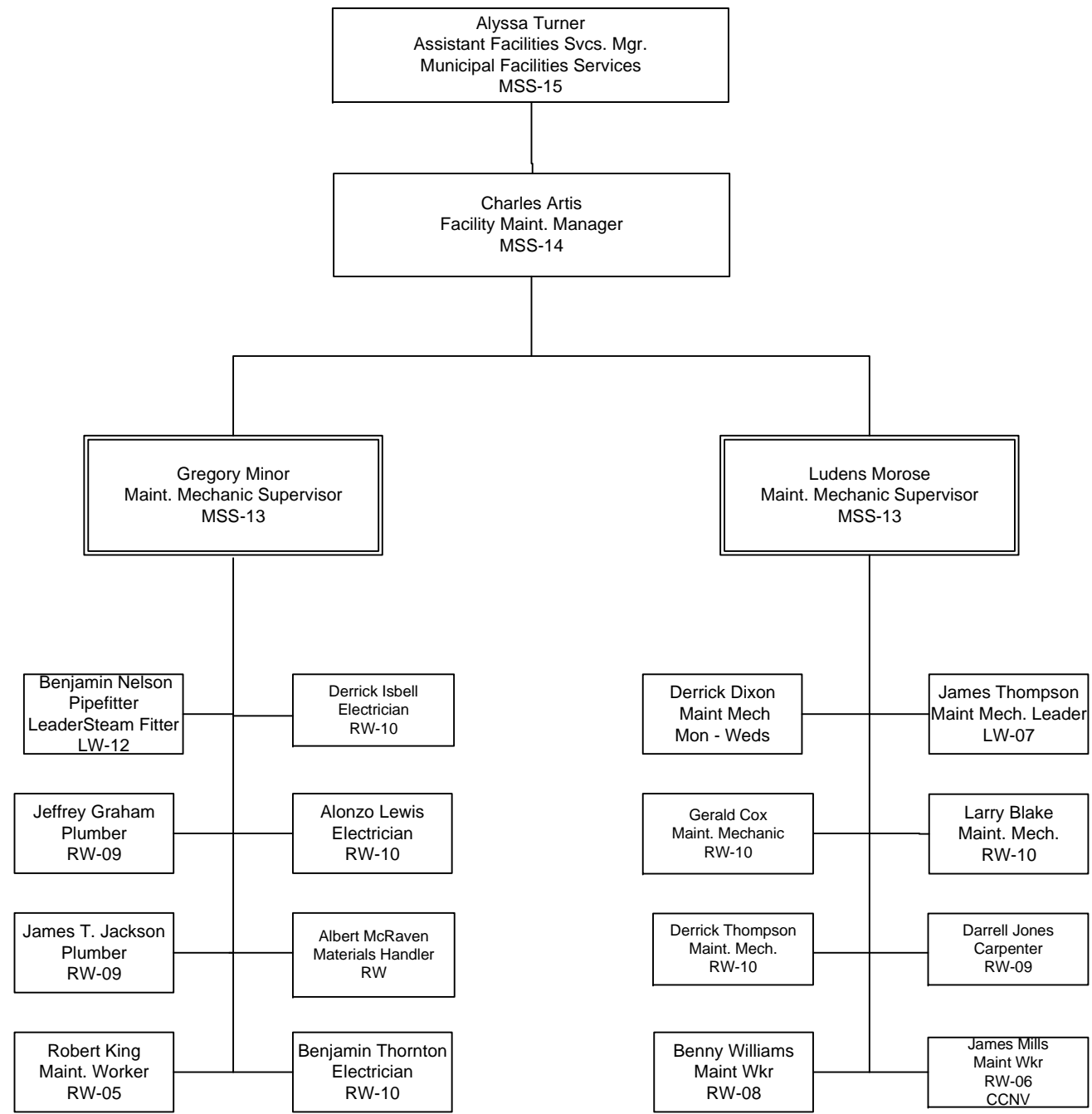
**Facilities Maintenance Team (FMT) Unit
Executive, Senior and Management Level
Senior, Management
(Current)**



**Department of General Services
Facilities Management
Organization Chart**

Facilities Maintenance Team (FMT) Unit

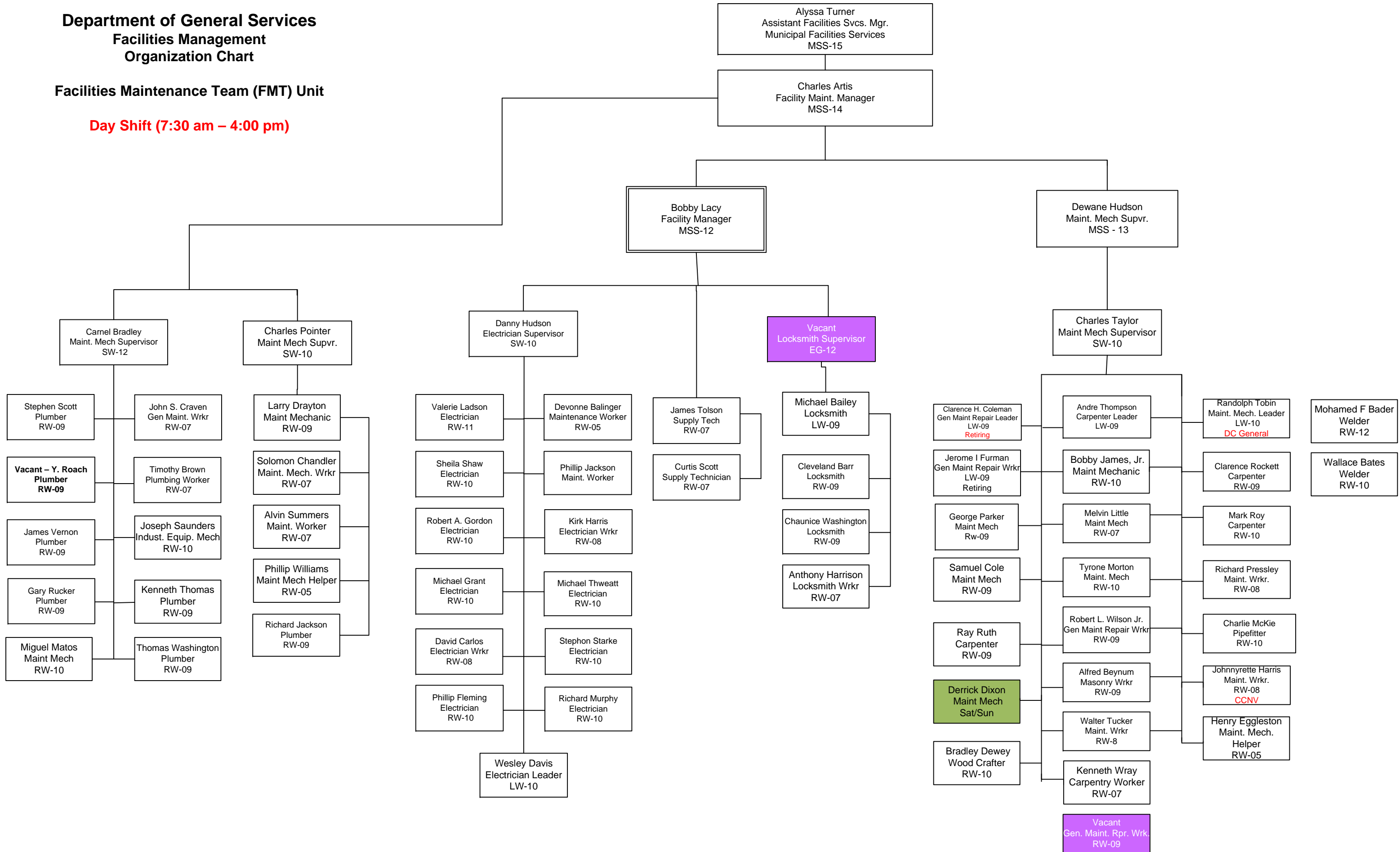
Overnight Shift (11:30 pm – 8:00 am)



**Department of General Services
Facilities Management
Organization Chart**

Facilities Maintenance Team (FMT) Unit

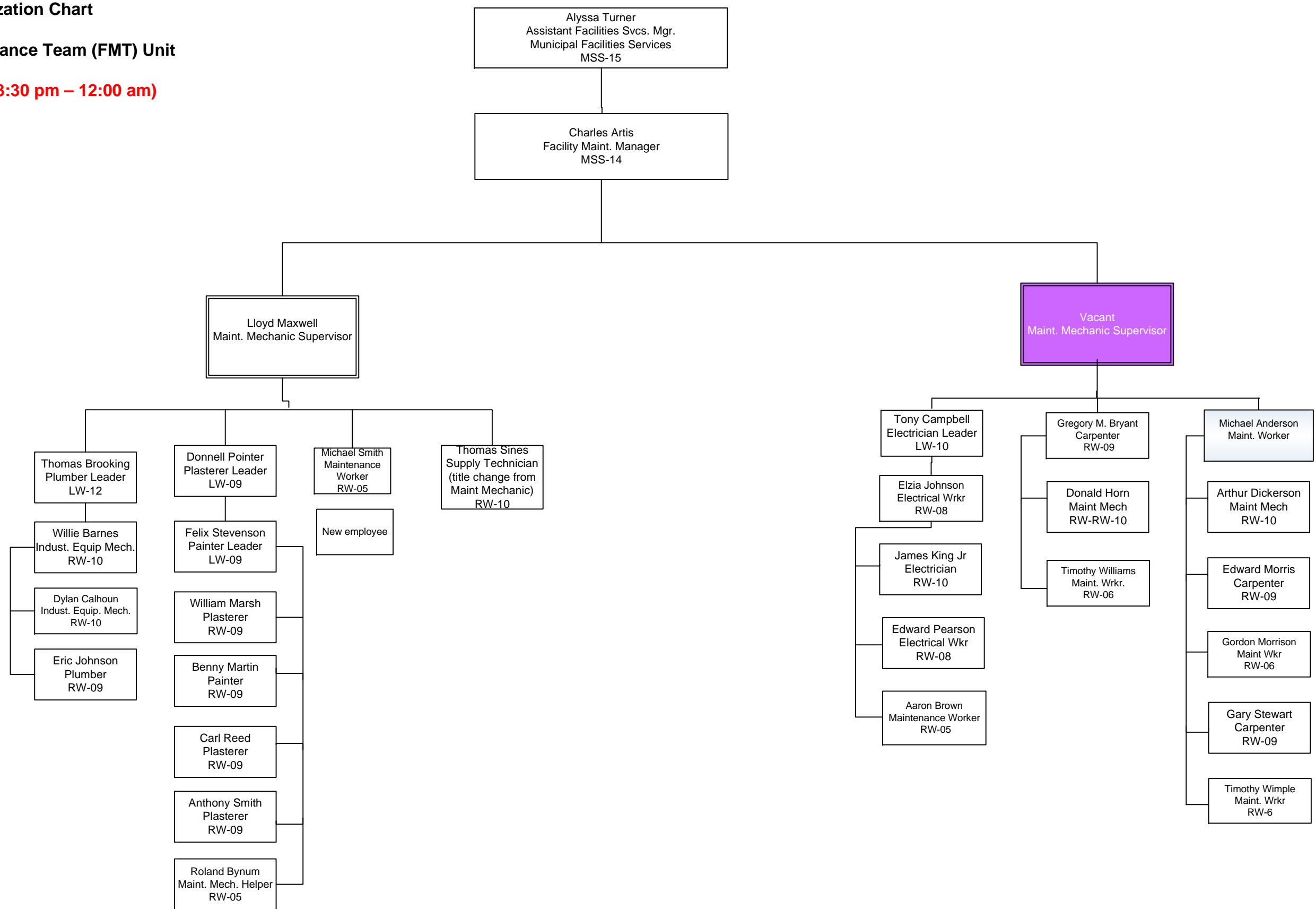
Day Shift (7:30 am – 4:00 pm)



Department of General Services
 Facilities Management
 Organization Chart

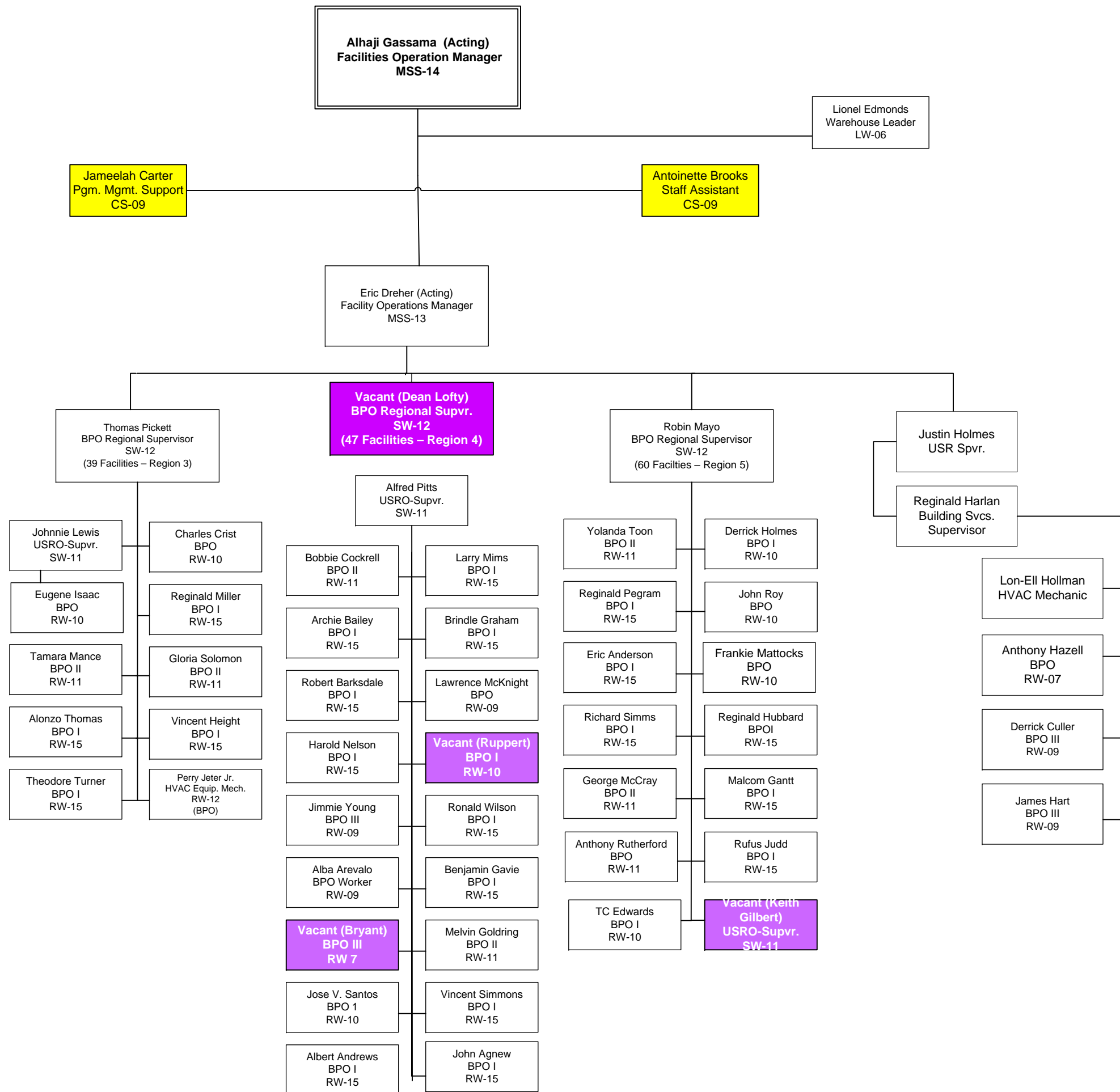
Facilities Maintenance Team (FMT) Unit

Evening Shift (3:30 pm – 12:00 am)



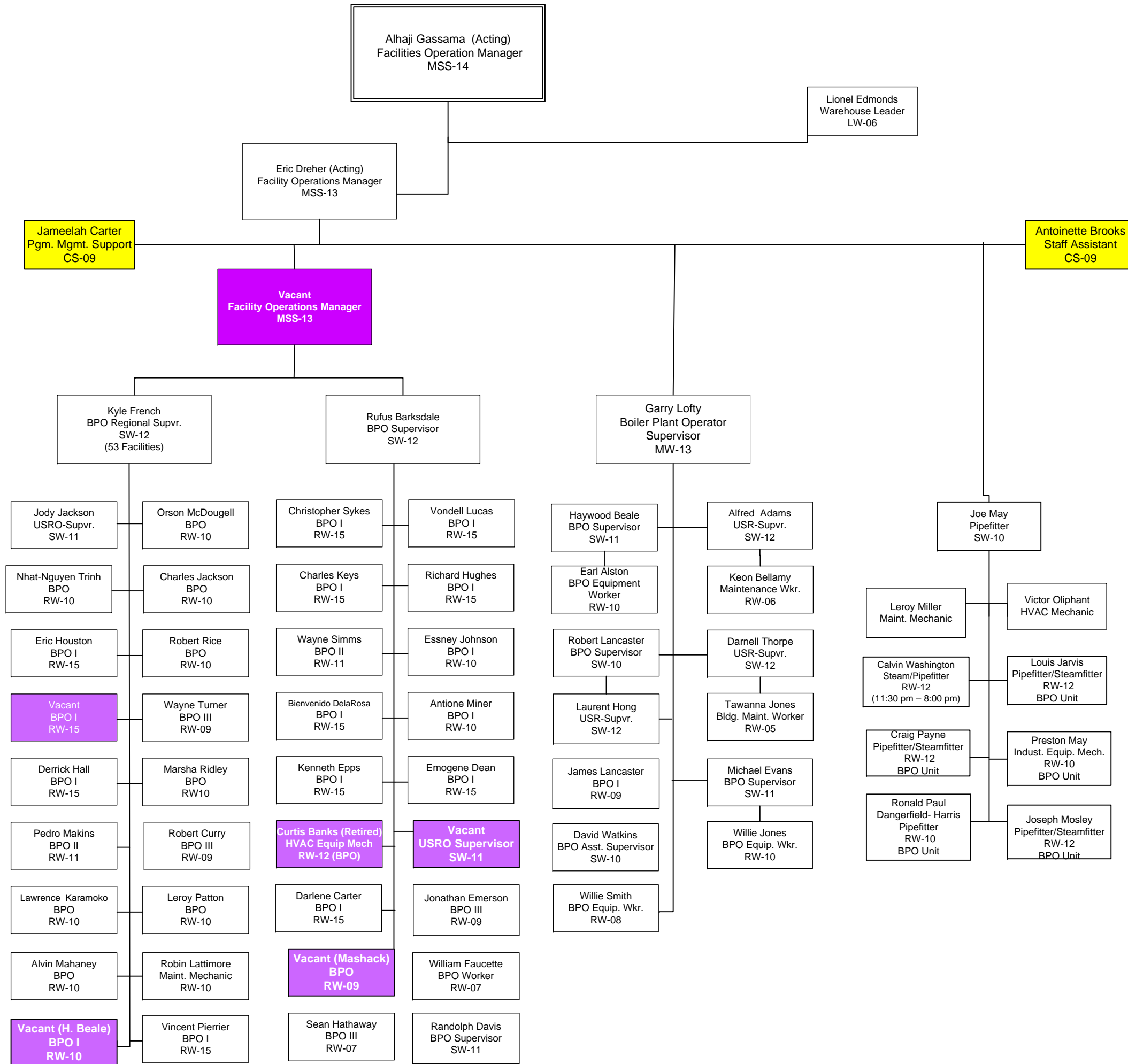
**Department of General Services
Facilities Management Division
Organization Chart**

Boiler Plant Operators (BPO) Unit



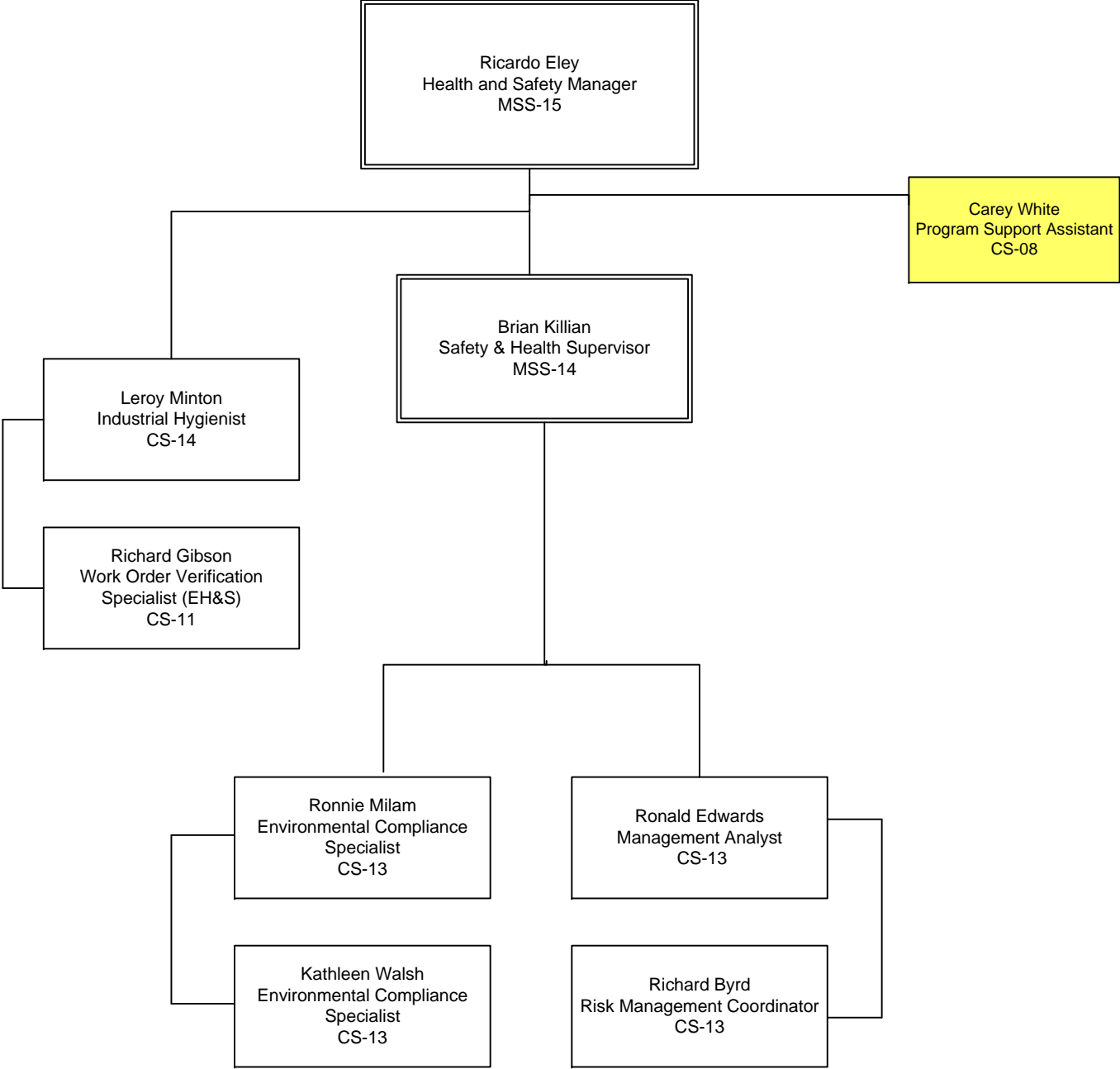
**Department of General Services
Facilities Management Division
Organization Chart**

Boiler Plant Operators (BPO) Unit



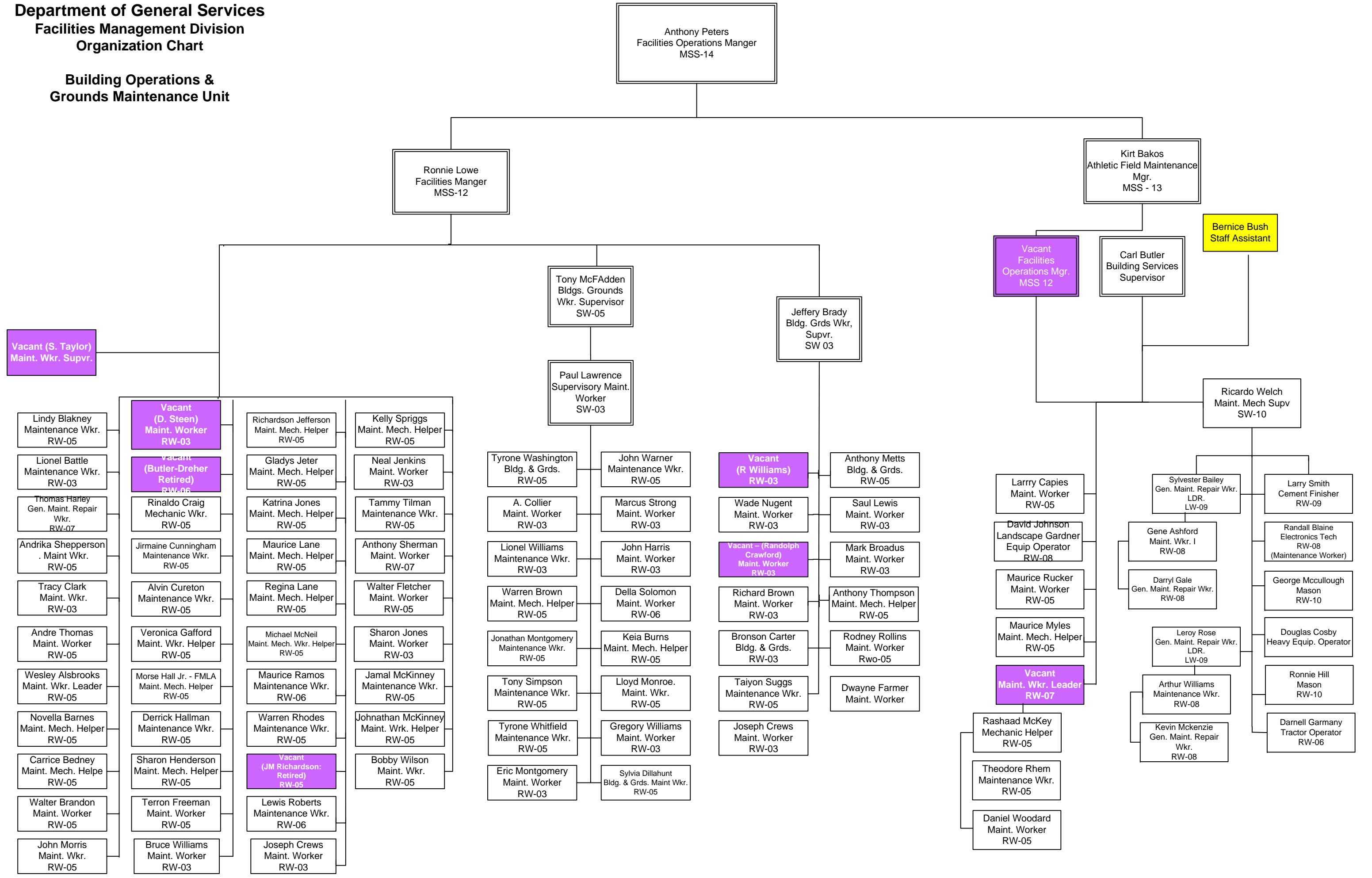
Department of General Services
Facilities Management Division
Organization Chart

Environmental, Health and Safety Unit



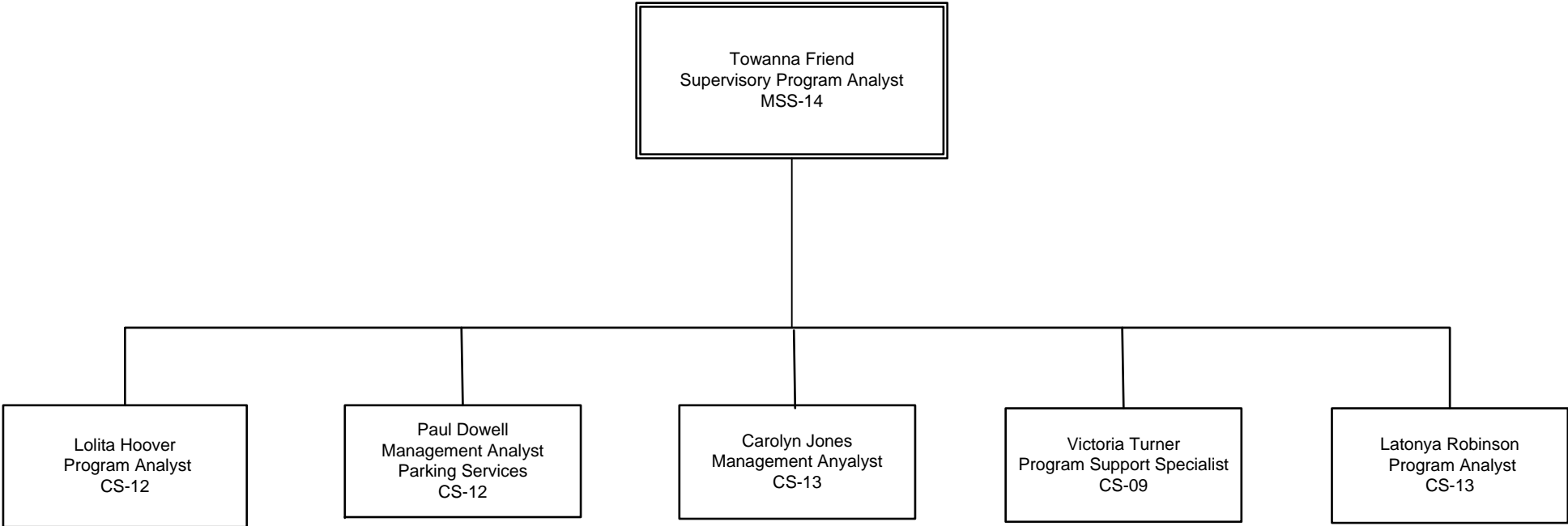
**Department of General Services
Facilities Management Division
Organization Chart**

**Building Operations &
Grounds Maintenance Unit**



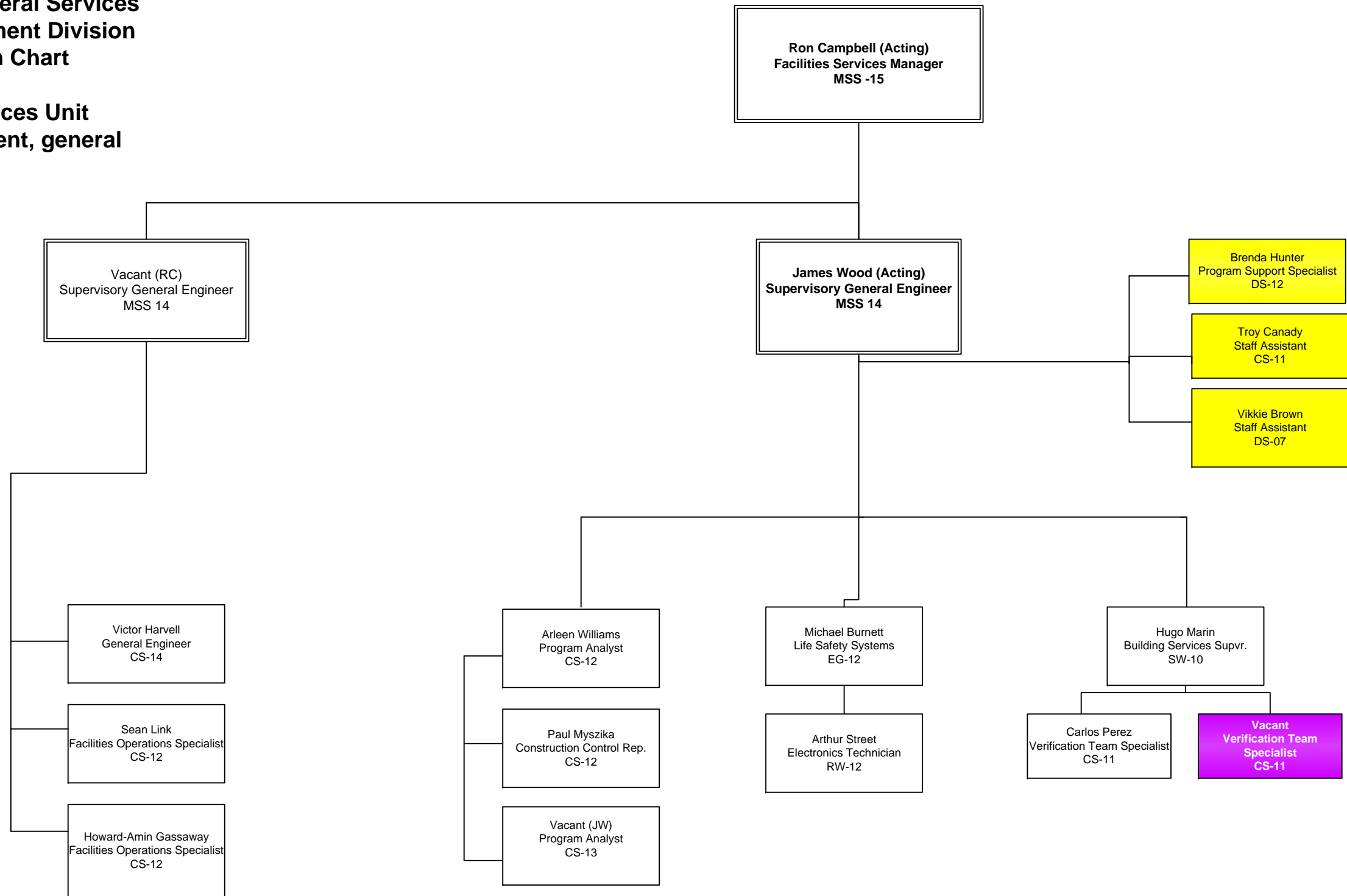
Department of General Services
Facilities Management
Organization Chart

Business Operations Unit



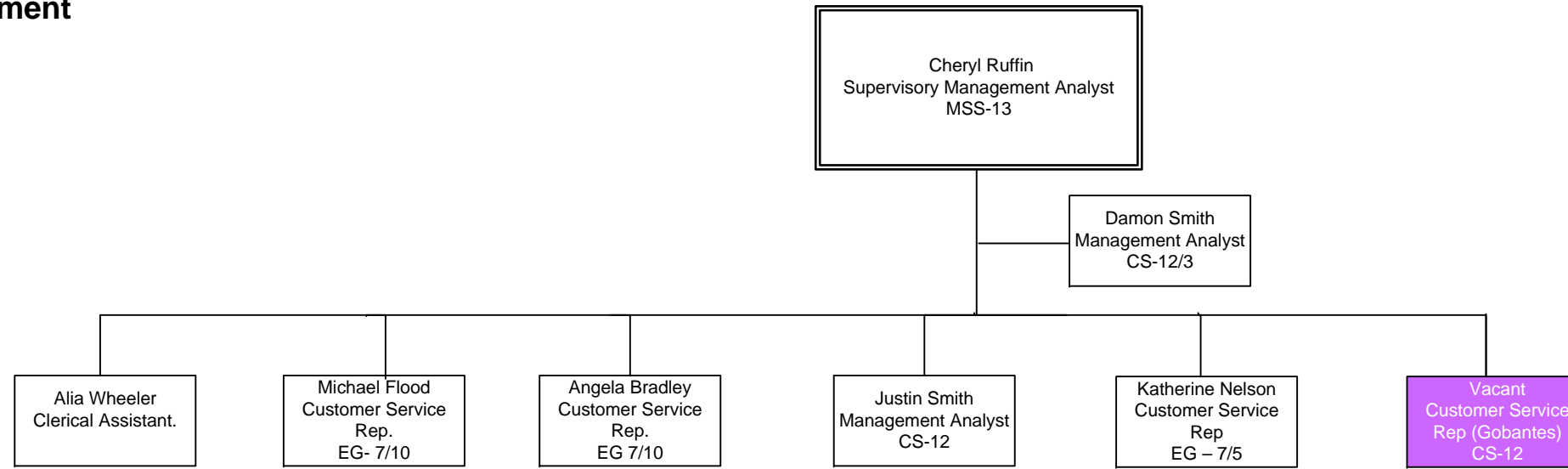
**Department of General Services
Facilities Management Division
Organization Chart**

**Contract Services Unit
Senior Management, general**



Department of General Services
Facilities Management
Organization Chart

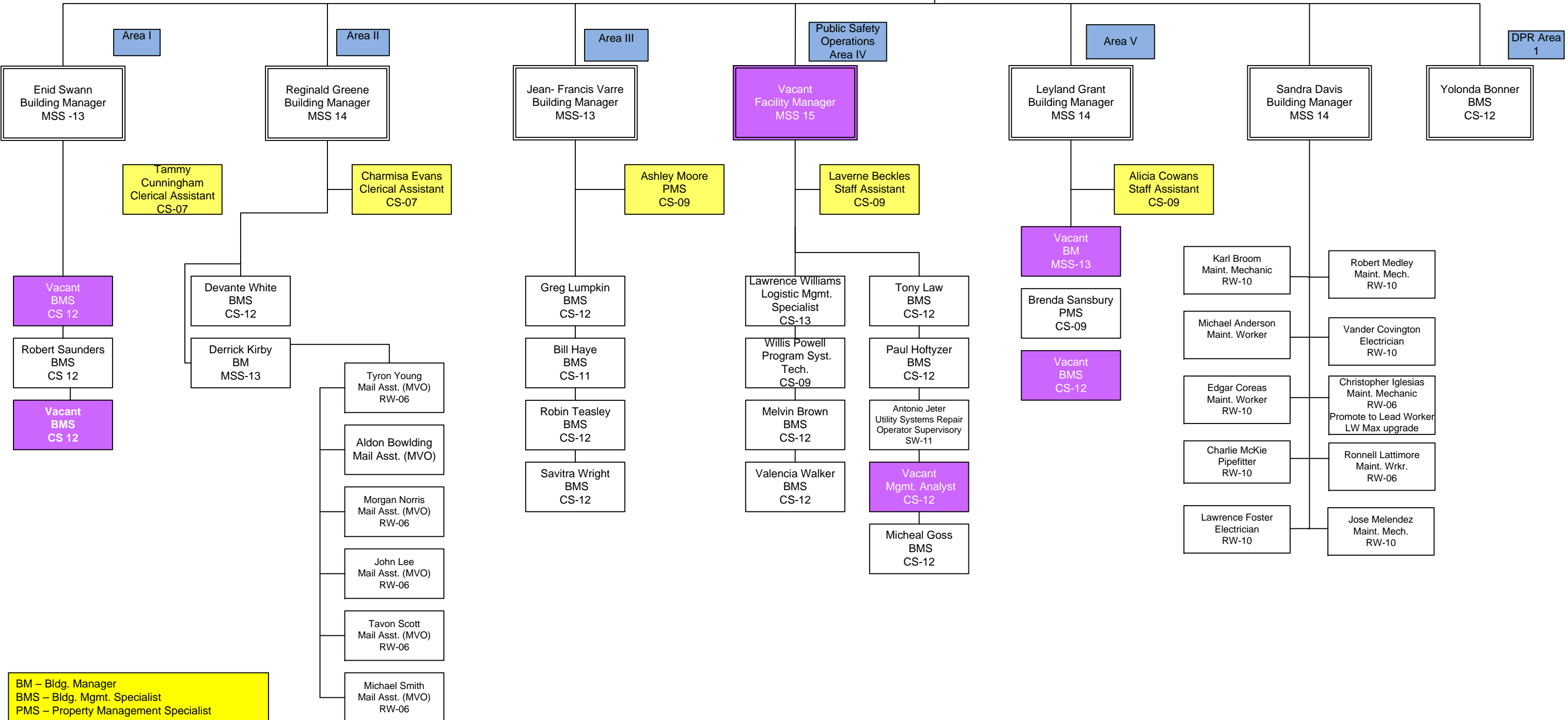
Work Order Management



**Department of General Services
Facilities Management Division
Organization Chart**

Municipal Unit

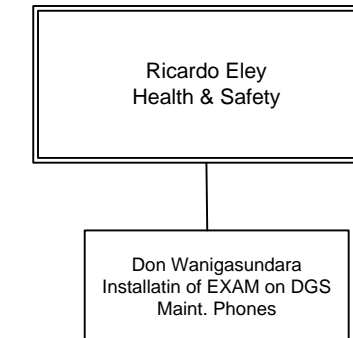
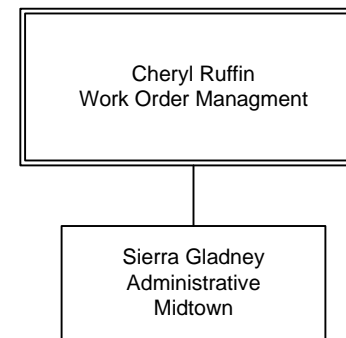
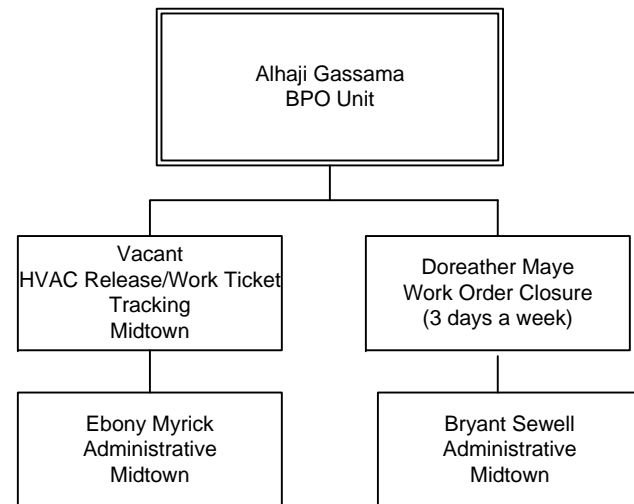
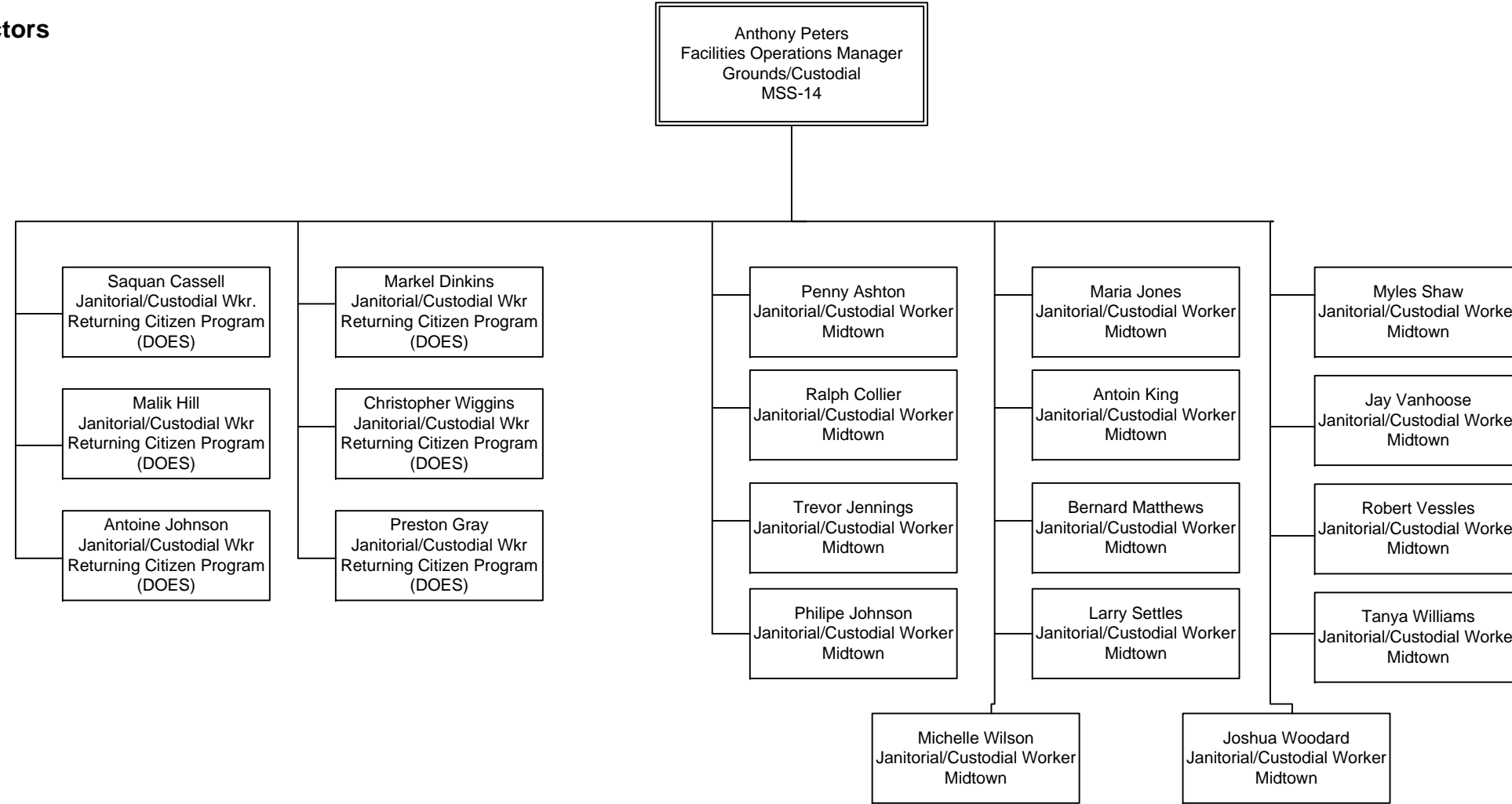
Donny Gonzalez
Senior Operations Manger



BM – Bldg. Manager
BMS – Bldg. Mgmt. Specialist
PMS – Property Management Specialist

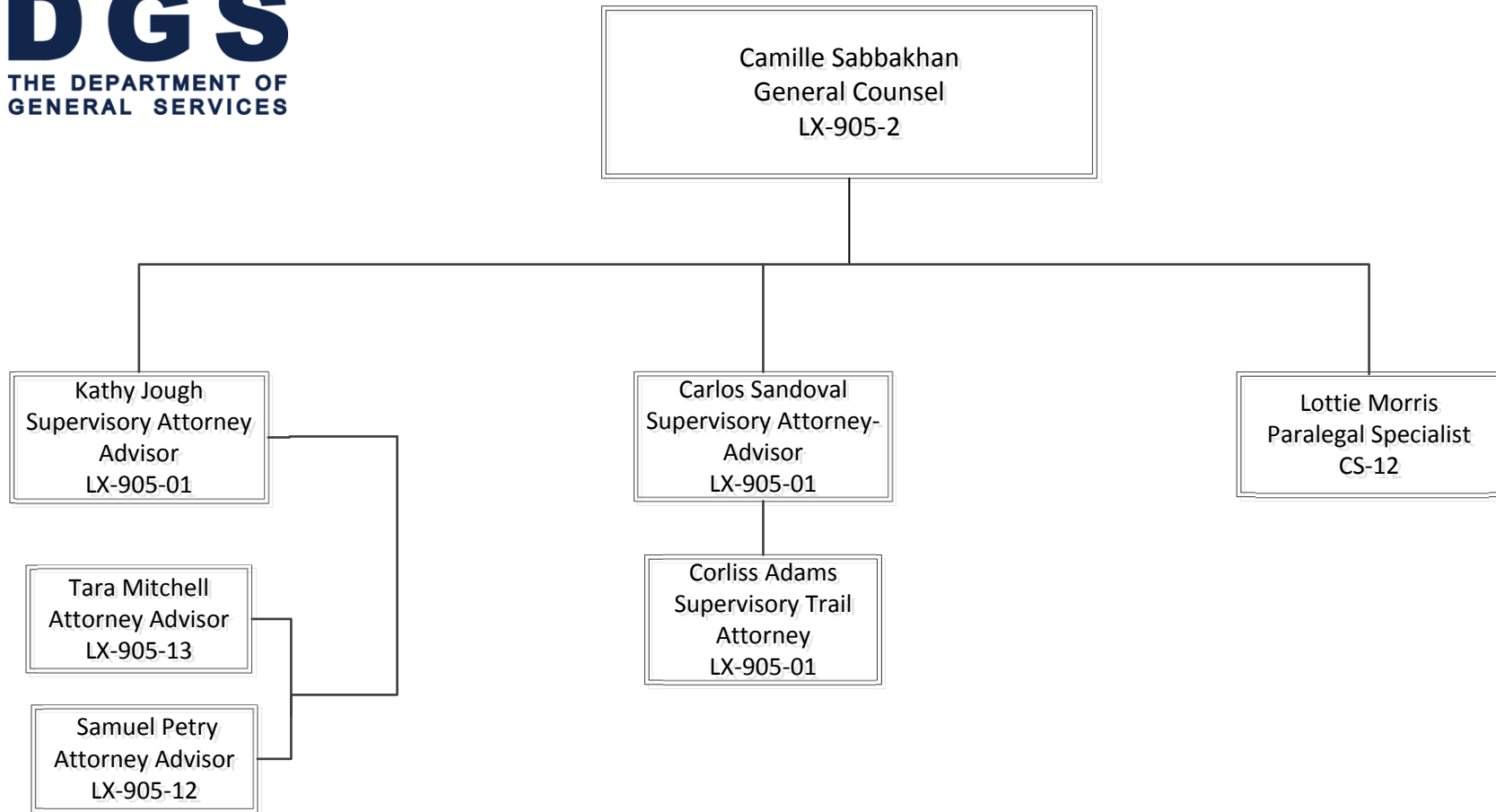
**Department of General Services
Facilities Management
Organization Chart**

Facilities Contractors





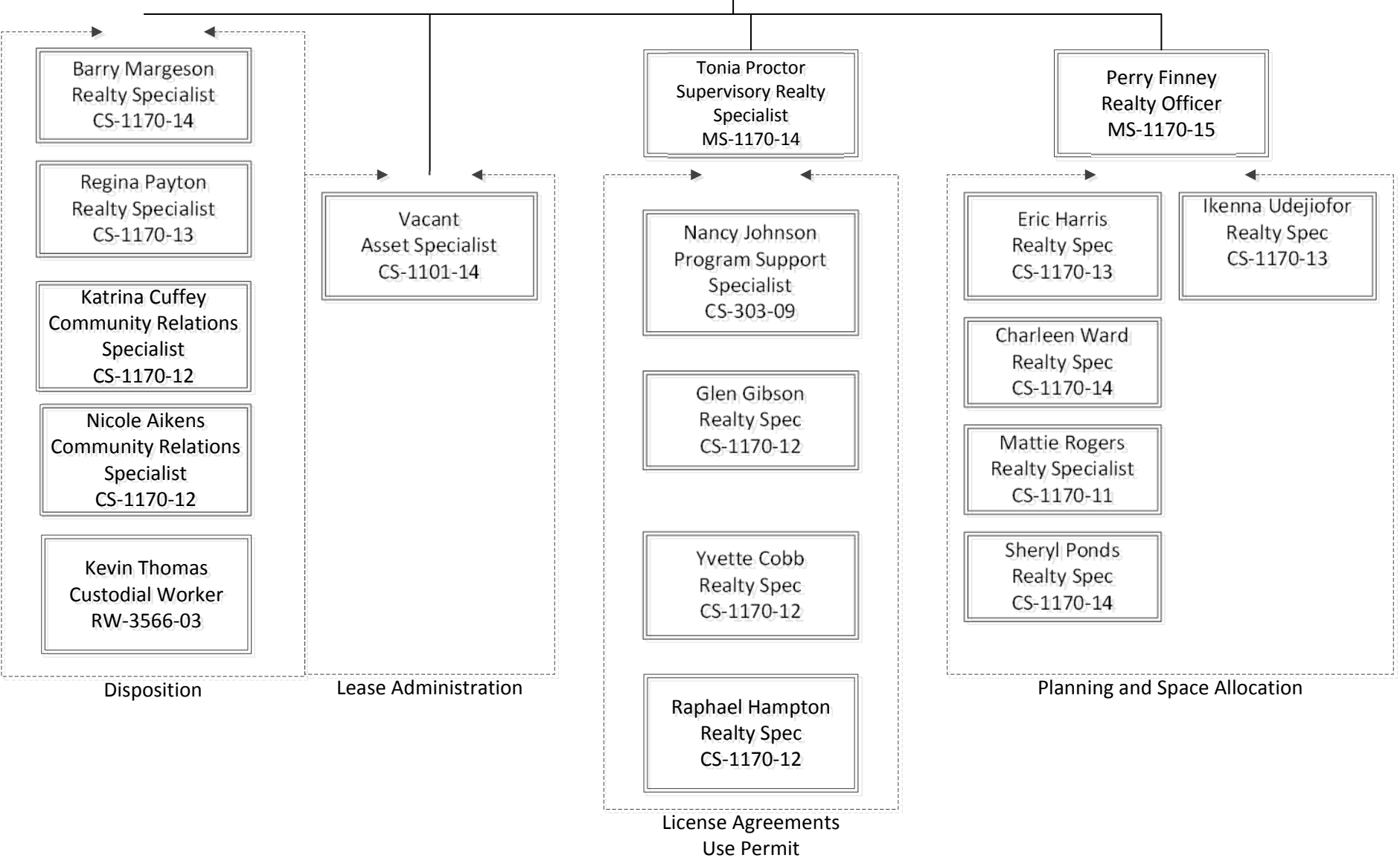
DEPARTMENT OF GENERAL SERVICES
OFFICE OF THE GENERAL COUNSEL

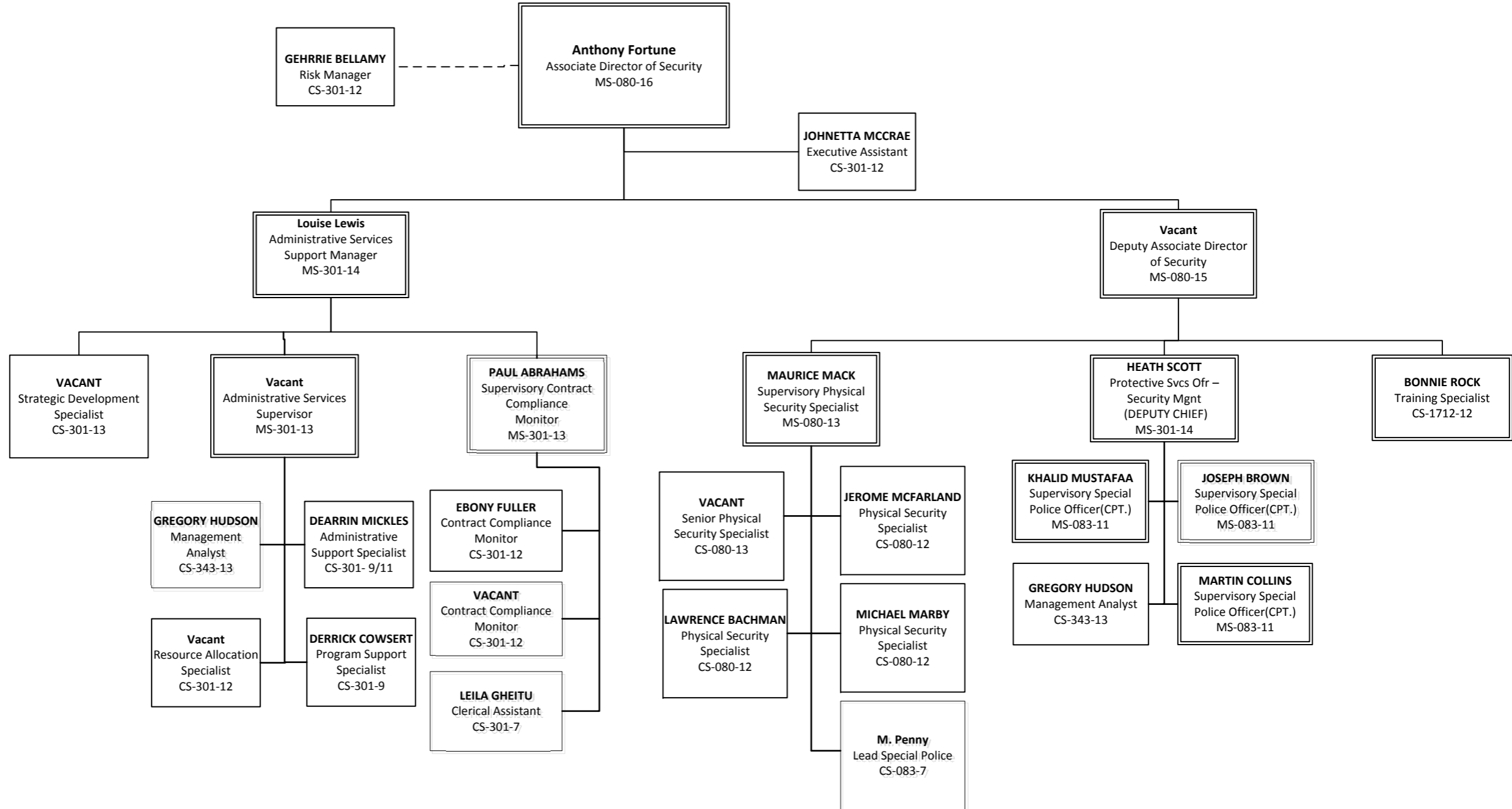




DEPARTMENT OF GENERAL SERVICES
PORTFOLIO MANAGEMENT DIVISION

J. Forest Hayes
Associate Director for Portfolio Management
MS-1101-16







KHALID MUSTAFAA
Supervisory Special Police
Officer(CPT.)
MSS-11

WALTER GRANADOS
Supervisory Special Police
Officer (SGT)
CS-083-9


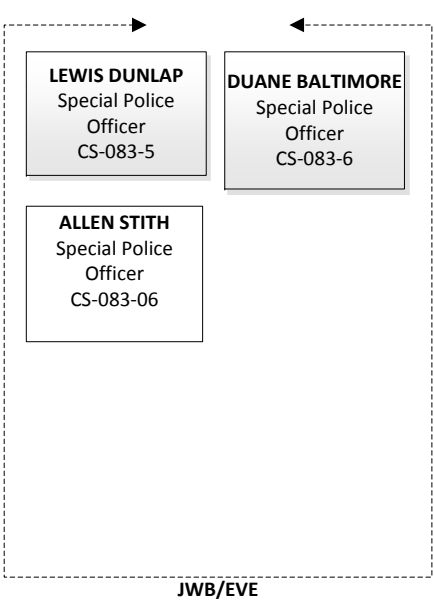
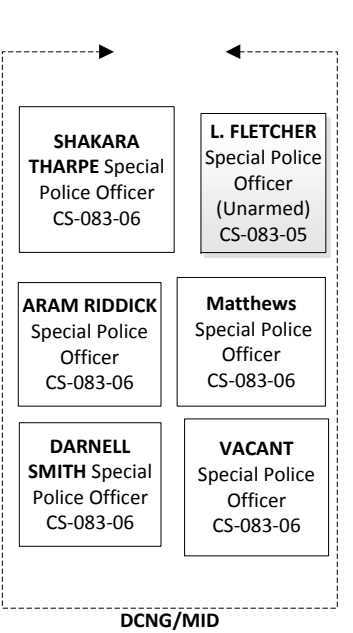
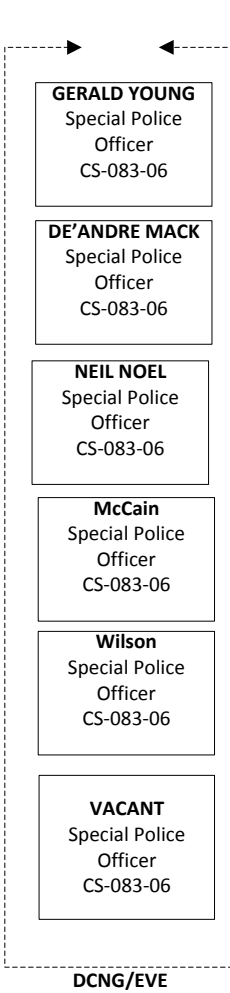
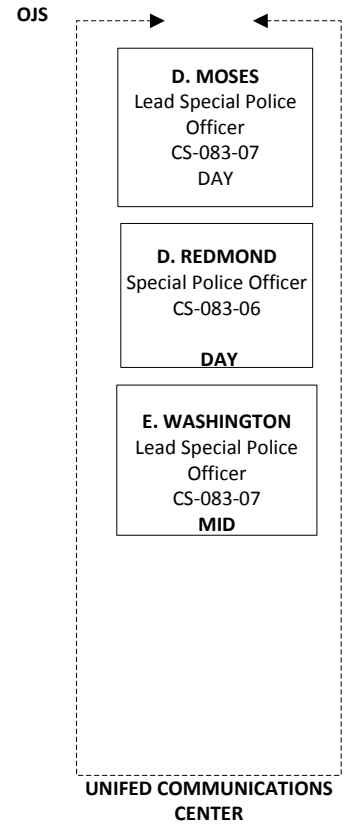
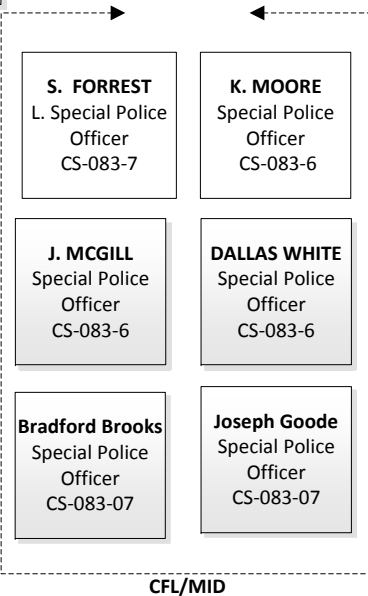
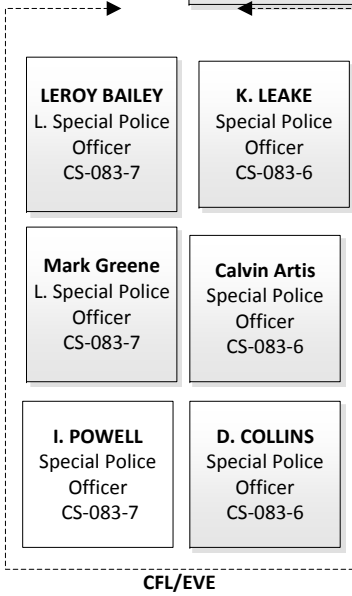
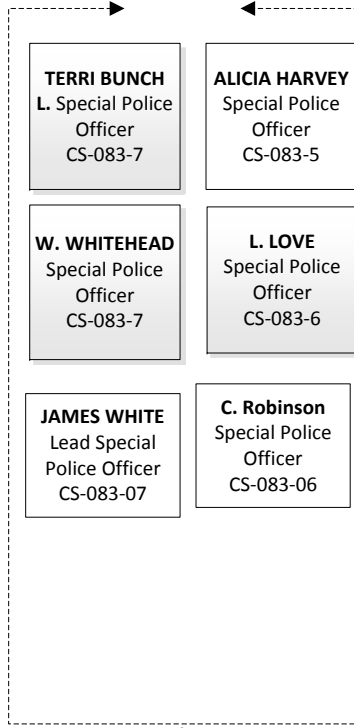
CHERYL ROBERSON
Special Police
Officer
CS-083-5
DAY
OJS/Admin
Hearings

ANDRE GREEN
Supervisory Special
Police Officer
CS-083-09
DAY/OUC

MARIE HUGHES
Lead Special Police
Officer
CS-083-7

RONALD POWELL
Supervisory Special Police
Officer (LT)
CS-10
JWB/COUNCIL

Vacant
Supervisory Special Police
Officer
CS-083-10
JWB





DEPARTMENT OF GENERAL SERVICES
 PROTECTIVE SERVICES DIVISION
 Operations

JOSEPH BROWN
 Supervisory Special Police Officer(CPT.)
 MS-083-11

GREGORY GODWIN
 Supervisory Special Police Officer (LT) DAY
 CS-083-10

VACANT
 Supervisory Special Police Officer (LT)
 CS-083-10

GAREY BOSTICK
 Supervisory Special Police Officer (LT)
 EVE
 CS-083-10

GEORGE SMITH
 Supervisory Special Police Officer
 (LT.) MIDNIGHT
 CS-083-10

DIANA JACKSON
 Supervisory Special Police Officer(LT.)
 CS-10
 COMPLIANCE

Marian Foster
 Supervisory Special Police
 Officer
 (SGT) 083-09

CRAIG LEO
 Supervisory Special Police Officer
 (SGT.) DAY
 CS-083-09

JOHN HOLLOWAY
 Supervisory Special Police
 Officer(SGT.)
 CS-083-09

KEITH BICKFORD
 Supervisory Special Police
 Officer(SGT.)
 CS-083-09

JOHN BARBUSIN
 Supervisory Special Police
 Officer
 CS-083-9

M. HARRIS
 Supervisory Special Police
 Officer(SGT.)
 CS-083-09

G. MAGNANELLI
 Lead Special Police
 Officer
 CS-083-7

DIONNE WHITE
 Lead Special Police Officer
 CS-083-7

R. HERNANDEZ
 Lead Special Police Officer
 CS-083-07

L. WILLIAMS
 Lead Special Police Officer
 CS-083-07

BRIAN ISRAEL
 Lead Special Police Officer
 CS-083-07

Vacant
 Special Police Officer
 CS-083-07

J. FRANCIS
 Special Police Officer
 CS-083-05

T. SMITH
 Lead Special Police Officer
 CS-083-07

RENITA MOULTRIE
 Lead Special Police Officer
 CS-083-7

M. SHATZER
 Special Police Officer
 CS-083-06

MICHAEL WILHELM
 Special Police Officer
 CS-083-07

AHMAD HARVEY
 Special Police Officer
 CS-083-06

L. HOLLAND
 Special Police Officer
 CS-083-6

M. GILLISPIE
 Special Police Officer
 CS-083-6

VACANT
 Special Police Officer
 CS-083-06

VACANT
 Special Police Officer
 CS-083-06

VACANT
 Special Police Officer
 CS-083-06

A. SULLIVAN
 Special Police Officer
 CS-083-06

VACANT
 Special Police Officer
 CS-083-05

K. GREEN
 Lead Special Police Officer
 CS-083-07

VACANT
 Special Police Officer
 CS-083-06

VACANT
 Special Police Officer
 CS-083-06

VACANT
 Special Police Officer
 CS-083-06

VACANT
 Special Police Officer
 CS-083-05

VACANT
 Special Police Officer
 CS-083-05

J. STRICKLAND
 Lead Special Police Officer
 CS-083-07

Q3 ATTACHMENT -- Position listing



Dept. of General Services
 FY 2016 Position Listing
 As of February 12, 2016
 PeopleSoft Report Run Date: 2/12/16



Posn Nbr	Title	Name	Hire Date	Vac Stat	Grade	Step	Salary	FTE x Dist %	Salary Based on FTE Distrib	Estimated Fringes @	Fund Code	Prgm Code	Activity	F/P Time	Reg/Temp	Sal Plan /Term
00008979	Management Liaison Specialist	Green,Dana	1/7/2008	F		13	101,385.00	1	101,385.00	23,926.86	0100	1010 1010	F	Reg	DS0087	
00012488	Capital Budget Director	Jones,Dwight E	1/23/1984	F		15	8 144,563.00	1	144,563.00	34,116.87	0100	1051 1051	F	Reg	DS0007	
00012875	UTILITY MGMT PGM SPEC	Andrews,Monica	9/21/2015	F		12	10 87,374.00	1	87,374.00	20,620.26	0100	1095 1095	F	Reg	DS0087	
00013474	Supervisory Attorney Advisor	Sandoval,Carlos M.	12/7/2009	F		1	0 152,440.00	1	152,440.00	35,975.84	0100	1045 1045	F	Reg	LX0001	
00015692	CAPITAL BUDGET ANALYST	MILLER,KORY A	10/17/2005	F		13	9 106,934.00	1	106,934.00	25,236.42	0100	1051 1051	F	Reg	DS0007	
00018554	ACCOUNTANT	Mekonnen,Teddy	1/25/2016	F		11	5 67,375.00	1	67,375.00	15,900.50	0100	1051 1051	F	Reg	DS0007	
00025101	Special Assistant	Clark,Anthony L	9/18/1998	F		14	6 107,895.00	1	107,895.00	25,463.22	0100	1090 1090	F	Reg	DS0087	
00028044	Supvy. Management Analyst	Scott,Faith Denice	4/14/2007	F		13	0 85,064.61	1	85,064.61	20,075.25	0100	1090 1090	F	Reg	DS0086	
00028049	Management Liaison Specialist	Mccoy,Marvin E	10/30/2006	F		13	3 83,731.00	1	83,731.00	19,760.52	0100	1010 1010	F	Reg	DS0087	
00033550	CLERICAL ASSISTANT	Moore,Laurette	11/15/2004	F		7	7 45,829.00	1	45,829.00	10,815.64	0100	1080 1080	F	Reg	DS0087	
00033941	Management Analyst	MILLAR,MELISSA A	10/22/2012	F		13	3 83,731.00	1	83,731.00	19,760.52	0100	1080 1080	F	Reg	DS0087	
00036877	BUDGET ANALYST	Speikes,Jeremy A	3/14/2011	F		12	10 94,502.00	1	94,502.00	22,302.47	0100	1051 1051	F	Reg	DS0007	
00043230	Accounts Payable Technician	Evans,Latecia	9/29/2008	F		8	5 50,787.00	1	50,787.00	11,985.73	0100	1051 1051	F	Reg	DS0007	
00044090	SUPERVISORY ATTORNEY ADVISOR	Sabbakhan,Camille D.	6/11/2007	F		2	0 155,167.23	1	155,167.23	36,619.47	0100	1045 1045	F	Reg	LX0001	
00044438	BUDGET ANALYST	Higginbotham,Dominiquica	8/10/2015	F		12	4 80,746.00	1	80,746.00	19,056.06	0100	1051 1051	F	Reg	DS0007	
00044708	Management Liaison Specialist	Mitchell,Katrina	7/11/2005	F		12	8 83,134.00	1	83,134.00	19,619.62	0100	1010 1010	F	Reg	DS0087	
00045301	Green Building Coordinator	Riley,Susan E	7/22/1991	F		13	10 101,385.00	1	101,385.00	23,926.86	0100	1095 1095	F	Reg	DS0087	
00045571	Program Analyst	Jennings,Jeffrey	4/7/2003	F		13	7 93,819.00	1	93,819.00	22,141.28	0100	1095 1095	F	Reg	DS0087	
00045640	AGENCY FISCAL OFFICER	Marchiori,Massimo A	4/18/2006	F		16	9 171,161.00	1	171,161.00	40,394.00	0100	1051 1051	F	Reg	DS0007	
00045653	Director, Dept of General Svcs	Weaver,Christopher E	9/8/2015	F	E5		0 221,450.00	1	221,450.00	52,262.20	0100	1090 1090	F	Reg	DX0000	
00045658	Accounts Payable Supervisor	Lee,Chiquita	4/3/2005	F		12	4 80,746.00	1	80,746.00	19,056.06	0100	1051 1051	F	Reg	DS0007	
00045877	BUDGET DIR	Wong,Henry	9/15/1997	F		16	9 171,161.00	1	171,161.00	40,394.00	0100	1051 1051	F	Reg	DS0007	
00045878	Controller	Brown-Hatchett,Valerie M	12/22/2008	F		16	6 163,616.00	1	163,616.00	38,613.38	0100	1051 1051	F	Reg	DS0007	
00045879	FINANCIAL SYSTEMS ANALYST	Hatchel-Thomas,Tanya	8/1/2002	F		15	6 137,006.00	1	137,006.00	32,333.42	0100	1051 1051	F	Reg	DS0007	
00045882	FINANCIAL MANAGER	Kintu,David B	2/22/2005	F		14	7 119,923.00	1	119,923.00	28,301.83	0100	1051 1051	F	Reg	DS0007	
00045985	Public Information Officer	Diggs,Kenneth A	11/28/2011	F		15	0 142,054.51	1	142,054.51	33,524.86	0100	1080 1080	F	Reg	DS0086	
00046462	Chief Operating Officer	Kayne,Jonathan M.	12/22/2008	F		16	0 166,844.00	1	166,844.00	39,375.18	0100	1090 1090	F	Reg	DS0086	
00046476	Management Liaison Specialist	Witcher,Sabra N	4/6/2015	F		9	4 50,203.00	1	50,203.00	11,847.91	0100	1010 1010	F	Term	DS0087	
00046602	ACCOUNTANT	Berhanu,Fikerte A	7/1/2014	F		11	5 67,375.00	1	67,375.00	15,900.50	0100	1051 1051	F	Reg	DS0007	
00046603	ACCOUNTING TECH	Sidbury,Johnny Valentino	2/4/2008	F		9	10 63,797.00	1	63,797.00	15,056.09	0100	1051 1051	F	Reg	DS0007	
00046715	SUPERVISORY ATTORNEY ADVISOR	Jough,Katherine	8/24/2015	F		1	0 123,600.00	1	123,600.00	29,169.60	0100	1045 1045	F	Reg	LX0001	
00046785	Program Analyst	Cumbay,Eskander G	1/14/2013	F		13	10 101,385.00	1	101,385.00	23,926.86	0100	1090 1090	F	Reg	DS0087	
00046800	Chief of Staff	Owens,Latrena M	3/16/2012	F		16	0 132,000.00	1	132,000.00	31,152.00	0100	1090 1090	F	Reg	DS0086	
00047403	Accounting Manager	Voght,Stover	12/19/2011	F		14	6 116,700.00	1	116,700.00	27,541.20	0100	1051 1051	F	Reg	DS0007	
00047845	SUPERVISORY TRIAL ATTORNEY	Adams,Corliss V	11/13/2007	F		1	0 125,663.61	1	125,663.61	29,656.61	0100	1045 1045	F	Reg	LX0001	
00048043	Management Analyst	Harris,Magdalene G	10/15/2008	F		13	6 91,297.00	1	91,297.00	21,546.09	0100	1090 1090	F	Reg	DS0087	
00048473	PROGRAM SUPPORT SPECIALIST	Ashley,Pauline M	11/8/1983	F		11	8 67,613.00	1	67,613.00	15,956.67	0100	1090 1090	F	Reg	DS0087	
00048509	Program Analyst (Capital)	Akinsemoyin,Lanre	3/17/2008	F		14	7 110,874.00	1	110,874.00	26,166.26	0100	1090 1090	F	Reg	DS0087	
00048548	Management Liaison Specialist	Sharp,Kala	1/25/2016	F		12	1 68,294.00	1	68,294.00	16,117.38	0100	1010 1010	F	Reg	DS0087	
00063211	STAFF ASSISTANT	Peterson,Shareeza	11/27/1989	F		9	6 53,131.00	1	53,131.00	12,538.92	0100	1090 1090	F	Reg	DS0087	
00063291	Paralegal Specialist	Morris,Lottie Y	4/28/2008	F		12	5 76,774.00	1	76,774.00	18,118.66	0100	1090 1090	F	Reg	DS0087	
00067595	RESOURCE ALLOCATION ANAL OFR	Seabrooks Jr.,Robert G	5/27/2008	F		14	0 97,652.64	1	97,652.64	23,046.02	0100	1090 1090	F	Reg	DS0086	
00073084	Risk Management Coordinator	Ogunshakin,Edson A	7/31/2006	F		14	6 107,895.00	1	107,895.00	25,463.22	0100	1055 1055	F	Reg	DS0087	
00073175	Management Analyst	Jones,Carolyn	7/14/2014	F		13	6 91,297.00	1	91,297.00	21,546.09	0100	1090 1090	F	Reg	DS0087	
00073284	Schools Conservation Coordinat	Gingold,Beth	12/3/2012	F		13	5 88,775.00	1	88,775.00	20,950.90	0100	1195 1195	F	Reg	DS0087	
00073286	ENVIRONMENTAL PROTECTION SPECI	Milam,Roe	4/7/2011	F		13	5 88,775.00	1	88,775.00	20,950.90	0100	1195 1195	F	Reg	DS0087	
00073287	ENVIRONMENTAL PROTECTION SPECI	Walsh,Kathleen Ann	4/17/2011	F		13	8 96,341.00	1	96,341.00	22,736.48	0100	1195 1195	F	Reg	DS0087	
00073427	IT SPEC. (CUSTOMER SUPPORT)	Jackson,Shannon	6/15/2015	F		9	6 53,131.00	1	53,131.00	12,538.92	0100	1040 1040	F	Term	DS0087	
00073577	Public Affairs Specialist	Partlow,James	11/30/2015	F		11	8 67,613.00	1	67,613.00	15,956.67	0100	1080 1080	F	Term	DS0087	
00073629	Management Liaison Specialist	Cauthorne,Donna R	12/3/2012	F		13	7 93,819.00	1	93,819.00	22,141.28	0100	1010 1010	F	Reg	DS0087	
00075338	Human Capital Administrator	Garay,Vikkie L	8/10/2008	F		15	0 125,618.80	1	125,618.80	29,646.04	0100	1010 1010	F	Reg	DS0086	



Dept. of General Services
 FY 2016 Position Listing
 As of February 12, 2016
 PeopleSoft Report Run Date: 2/12/16



00075362	Associate Director for Sustain	Chambers,Mark C	1/5/2009	F	16	0	130,620.13	1	130,620.13	30,826.35	0100	1090	1090	F	Reg	DS0086	
00076753	Clerical Assistant	Randall,Tiffany Nicole	9/24/2012	F	5	6	36,265.00	1	36,265.00	8,558.54	0100	1090	1090	F	Reg	DS0087	
00076913	IT Specialist (Data Management	Rucker,Amanda T	10/22/2003	F	14	7	110,874.00	1	110,874.00	26,166.26	0100	1040	1040	F	Reg	DS0087	
00076914	IT Specialist	Cotten,William G	10/30/2006	F	14	0	119,815.33	1	119,815.33	28,276.42	0100	1040	1040	F	Reg	DS0087	
00076920	Supervisory IT Specialist	Jones,Michael Andre	6/3/2013	F	15	0	142,054.51	1	142,054.51	33,524.86	0100	1040	1040	F	Reg	DS0086	
00077542	Human Resources Specialist (Em			V	14	0	93,000.00	1	93,000.00	21,948.00	0100	1010	1010	F	Reg	DS0087	
00078180	ATTORNEY ADVISOR	Mitchell,Tara N	9/23/2013	F	13	5	102,548.00	1	102,548.00	24,201.33	0100	1045	1045	F	Reg	LA0002	
00082820	Program Support Specialist	Tolson,Tama V	10/1/1985	F	11	6	64,065.00	1	64,065.00	15,119.34	0100	1090	1090	F	Reg	DS0087	
00082821	Program Support Assistant	White,Carey Lynette	8/1/2002	F	8	2	42,975.00	1	42,975.00	10,142.10	0100	1195	1195	F	Reg	DS0087	
00087203	UTILITY MGMT PGM SPEC	Wing,Angela C	3/12/2001	F	12	2	70,414.00	1	70,414.00	16,617.70	0100	1095	1095	F	Reg	DS0087	
00087204	UTILITY MGMT PGM SPEC	Taylor,Shwarn T	4/16/1997	F	12	1	68,294.00	1	68,294.00	16,117.38	0100	1095	1095	F	Reg	DS0087	
00087365	Management Analyst	Henderson,Robin	1/2/2014	F	11	3	58,743.00	1	58,743.00	13,863.35	0100	1090	1090	F	Term	DS0087	
00087448	Attorney Advisor	Petry,Samuel Colin George	3/24/2014	F	13	1	90,484.00	1	90,484.00	21,354.22	0100	1090	1090	F	Reg	LA0002	
00087607	TELECOMMUNICATIONS SPECIALIST	Vinson,Wanda F	10/14/2008	F	12	5	76,774.00	1	76,774.00	18,118.66	0100	1010	1010	F	Reg	DS0087	
							Total FTEs	65									



Dept. of General Services
 FY 2016 Position Listing
 As of February 12, 2016
 PeopleSoft Report Run Date: 2/12/16



Posn Nbr	Title	Name	Hire Date	Vac Stat	Grade	Step	Salary	FTE x Dist %	Salary Based on FTE Distrib	Estimated Fringes @ 23.6%	Fund Code	Prgm Code	Activit y	F/P Time	Reg/Temp /Term	Sal Plan	Head Count	
00003928	Asset Specialist			V		14	0 93,000.00	1	93,000.00	21,948.00	0100	2001	2001	F	Reg	DS0087	1	
00004190	Realty Officer	Finney,Perry	11/3/2014	F		15	0 128,750.00	1	128,750.00	30,385.00	0100	2001	2001	F	Reg	DS0086	1	
00008318	Associate Director for Portfoli	Hayes,James F.	4/6/2015	F		16	0 154,500.00	1	154,500.00	36,462.00	0100	2001	2001	F	Reg	DS0086	1	
00020753	Realty Program Specialist	Margeson,Kenneth L	8/18/2008	F		14	6 107,895.00	1	107,895.00	25,463.22	1460	2006	2006	F	Reg	DS0087	1	
00033264	Deputy Chief of Staff	Pressley,Darrell S	6/3/2011	F		14	10 119,811.00	1	119,811.00	28,275.40	0100	2001	2001	F	Reg	DS0087	1	
00035102	CONSTRUCTION ANALYST	Allen,Edwina	11/3/2014	F		12	3 78,453.00	1	78,453.00	18,514.91	0100	2001	2001	F	Term	DS0077	1	
00041467	Realty Program Specialist	Harris,Eric L	11/26/2007	F		13	6 91,297.00	1	91,297.00	21,546.09	0100	2001	2001	F	Reg	DS0087	1	
00041481	Realty Program Specialist	Ward,Charleen M.	5/12/2008	F		14	7 110,874.00	1	110,874.00	26,166.26	0100	2001	2001	F	Reg	DS0087	1	
00045573	Realty Program Specialist	Ellison-Ponds,Sheryl L	11/10/2008	F		14	10 119,811.00	1	119,811.00	28,275.40	0100	2001	2001	F	Reg	DS0087	1	
00069914	Supervisory Realty Specialist	PROCTOR,TONIA L	7/1/1993	F		14	0 96,756.20	1	96,756.20	22,834.46	0100	2101	2101	F	Reg	DS0086	1	
00069915	Realty Specialist	Rogers,Mattie Patricia	9/14/2009	F		11	5 62,291.00	1	62,291.00	14,700.68	0100	2101	2101	F	Reg	DS0087	1	
00077878	Realty Specialist	Gibson,Glen G	2/23/1974	F		12	6 78,894.00	1	78,894.00	18,618.98	0100	2101	2101	F	Reg	DS0087	1	
00077879	Realty Specialist	Cobb,Yvette A	9/28/1987	F		12	3 72,534.00	1	72,534.00	17,118.02	0100	2101	2101	F	Reg	DS0087	1	
00082635	Program Support Specialist	Johnson,Nancy	7/14/2014	F		9	2 47,275.00	1	47,275.00	11,156.90	0100	2101	2101	F	Reg	DS0087	1	
00083483	Realty Specialist	Payton,Regina	1/10/2005	F		13	3 83,731.00	1	83,731.00	19,760.52	0100	2001	2001	F	Reg	DS0087	1	
00086337	Community Relations Specialist	Cuffey,Katrina	8/10/2015	F		12	4 74,654.00	1	74,654.00	17,618.34	1460	2006	2006	F	Term	DS0087	1	
00086338	Custodial worker	Thomas,Kevin D	8/10/2015	F		3	9 39,395.20	1	39,395.20	9,297.27	1460	2006	2006	F	Term	ED0500	1	
00086347	Community Relations Specialist	Aiken,Nicole N	10/6/2014	F		12	1 68,294.00	1	68,294.00	16,117.38	1460	2006	2006	F	Term	DS0087	1	
00087364	Realty Specialist	Udejofofor,Ikenna	11/4/2013	F		13	5 88,775.00	1	88,775.00	20,950.90	0100	2001	2001	F	Reg	DS0087	1	
Total FTEs								19										



Dept. of General Services
 FY 2016 Position Listing
 As of February 12, 2016
 PeopleSoft Report Run Date: 2/12/16



Posn Nbr	Title	Name	Hire Date	Vac Stat	Grade	Step	Salary	FTE x Dist %	Salary Based on FTE Distrib	Estimated Fringes @ 23.6%	Fund Code	Prgm Code	Activity	F/P Time	Reg/Temp /Term	Sal Plan
00000546	Building Manager	Varre,Jean-Francis E	2/6/2006	F		13	0 93,777.19	1	93,777.19	22,131.42	0101	3002	3002	F	Reg	DS0086
00000671	Building Manager	Greene,Reginald D	8/4/2008	F		13	0 89,114.54	1	89,114.54	21,031.03	0101	3002	3002	F	Reg	DS0086
00000881	Risk Management Coordinator	Byrd,Richard B	1/14/2013	F		13	10 101,385.00	1	101,385.00	23,926.86	0101	3002	3002	F	Reg	DS0087
00001468	Mail Assistant (MVO)	Norris,Morgan S	7/10/2006	F		6	9 47,343.00	1	47,343.00	11,172.95	0100	3001	3001	F	Reg	DS0079
00001847	WELDER	Bates,Wallace L	8/19/1996	F		10	10 67,267.20	1	67,267.20	15,875.06	0101	3002	3002	F	Reg	WS0029
00002456	Assistant Maintenance Services	Wood,James T	6/17/2013	F		14	0 97,652.00	1	97,652.00	23,045.87	0101	3002	3002	F	Term	DS0086
00003788	Program Analyst	Hoover,Lolita	10/7/2013	F		12	5 76,774.00	1	76,774.00	18,118.66	0101	3002	3002	F	Reg	DS0087
00004594	Maintenance Mechanic	Sines,Thomas W sr	10/25/1999	F		10	10 67,267.20	1	67,267.20	15,875.06	0101	3002	3002	F	Reg	WS0029
00004716	Maintenance Worker Leader	Alsbrooks,Wesley Andrew	1/22/2008	F		5	5 48,339.20	1	48,339.20	11,408.05	0100	3010	3010	F	Reg	WS0034
00005090	Maintenance Mechanic	Miller,Leroy B	3/30/2009	F		10	10 67,267.20	1	67,267.20	15,875.06	0101	3002	3002	F	Reg	WS0029
00005747	MAINTENANCE WORKER	Dillahunt,Sylvia	10/19/2000	F		5	5 44,241.60	1	44,241.60	10,441.02	0100	3010	3010	F	Reg	WS0029
00005938	PLUMBER	Scott,Stephen	7/3/1989	F		9	10 64,001.60	1	64,001.60	15,104.38	0100	3010	3010	F	Reg	WS0029
00007822	Maintenance Mechanic Superviso			V		13	0 77,396.80	1	77,396.80	18,265.64	0100	3010	3010	F	Reg	WS0028
00008724	Electrician	Foster Jr.,Lawrence M.	11/5/2012	F		10	10 67,267.20	1	67,267.20	15,875.06	1440	3005	3005	F	Reg	WS0029
00008901	Mail Assistant (MVO)			V		6	1 37,015.00	1	37,015.00	8,735.54	0100	3001	3001	F	Reg	DS0079
00009033	Program Analyst	Williams,Arleen	7/15/2013	F		12	10 87,374.00	1	87,374.00	20,620.26	0101	3002	3002	F	Reg	DS0087
00009106	Property Management Specialist	Moore,Ashley F	8/20/2007	F		9	6 53,131.00	1	53,131.00	12,538.92	0101	3002	3002	F	Reg	DS0087
00009443	MAINTENANCE WORKER	Tillman,Tammy Marie	5/1/2002	F		5	9 49,566.40	1	49,566.40	11,697.67	0100	3010	3010	F	Reg	WS0029
00009493	Maintenance Mechanic	James Jr.,Bobby Lee	9/23/2013	F		10	10 67,267.20	1	67,267.20	15,875.06	0101	3002	3002	F	Reg	WS0029
00009949	Maintenance Mechanic	Morton,Tyrone	2/11/2013	F		10	4 56,534.40	1	56,534.40	13,342.12	0101	3002	3002	F	Reg	WS0029
00010071	BUILDING MGMT SPEC	Teasler,Robin F	4/13/2009	F		12	8 83,134.00	1	83,134.00	19,619.62	0101	3008	3008	F	Reg	DS0087
00010128	Executive Assistant	Currie,Kimberly R	10/25/2010	F		12	5 76,774.00	1	76,774.00	18,118.66	0101	3002	3002	F	Reg	DS0087
00010791	MAINTENANCE WORKER	Pressley,Richard	5/25/1986	F		8	10 60,819.20	1	60,819.20	14,353.33	0101	3002	3002	F	Reg	WS0029
00010923	WOOD CRAFTER	Bradley,Dewey J	1/24/1977	F		10	10 67,267.20	1	67,267.20	15,875.06	0101	3002	3002	F	Reg	WS0029
00011067	PGM SYSTEM TECH	Powell,Willis	6/15/1998	F		9	10 63,798.00	1	63,798.00	15,056.33	0100	3012	3012	F	Reg	DS0077
00012821	Maintenance Mechanic	Matos,Miguel A	1/4/2010	F		10	10 67,267.20	1	67,267.20	15,875.06	0101	3002	3002	F	Reg	WS0029
00012882	CARPENTER	Rockett Jr.,Clarence	1/25/1993	F		9	10 64,001.60	1	64,001.60	15,104.38	0100	3010	3010	F	Reg	WS0029
00012974	Carpenter	Stewart,Gary D	10/15/2007	F		9	6 57,179.20	1	57,179.20	13,494.29	0101	3002	3002	F	Reg	WS0029
00014204	Maintenance Worker	Perrier,Sylvester	2/10/2014	F		7	3 46,966.40	1	46,966.40	11,084.07	0101	3002	3002	F	Reg	WS0029
00014271	MAINTENANCE WORKER	Brown,Timothy L	7/7/1986	F		7	10 57,595.20	1	57,595.20	13,592.47	0100	3010	3010	F	Reg	WS0029
00014374	MECHANIC HELPER	Mckey,Rashaad	2/5/2001	F		5	8 48,235.20	1	48,235.20	11,383.51	0100	3010	3010	F	Reg	WS0029
00014447	STAFF ASSISTANT	Beckles,Lavern R	8/3/1987	F		9	8 56,059.00	1	56,059.00	13,229.92	0101	3002	3002	F	Reg	DS0087
00014536	MAINTENANCE MECHANIC HELPER	Lane,Regina	11/5/2001	F		5	9 49,566.40	1	49,566.40	11,697.67	0100	3010	3010	F	Reg	WS0029
00015137	Management Analyst	Lucas,Marcus T	2/25/2013	F		12	9 85,254.00	1	85,254.00	20,119.94	0101	3002	3002	F	Reg	DS0087
00015342	Maintenance Mechanic			V		10	1 51,168.00	1	51,168.00	12,075.65	0100	3010	3010	F	Reg	WS0029
00015542	Supvy. Management Analyst	Ruffin,Cheryl D.	7/17/2000	F		13	0 117,789.61	1	117,789.61	27,798.35	0101	3002	3002	F	Reg	DS0086
00015590	Util Syst Repair Oper Supvr	Hong,Laurent Kim	1/3/2011	F		12	0 77,147.20	1	77,147.20	18,206.74	0101	3002	3002	F	Reg	WS0028
00015806	Plumber	Johnson,Eric L	3/29/2010	F		9	5 55,473.60	0.07	3,883.15	916.42	0100	3013	3013	F	Reg	WS0029
00015806	Plumber	Johnson,Eric L	3/29/2010	F		9	5 55,473.60	0.15	8,321.04	1,963.77	0100	3002	3002	F	Reg	WS0029
00015806	Plumber	Johnson,Eric L	3/29/2010	F		9	5 55,473.60	0.4	22,189.44	5,236.71	0100	3009	3009	F	Reg	WS0029
00015806	Plumber	Johnson,Eric L	3/29/2010	F		9	5 55,473.60	0.08	4,437.89	1,047.34	0100	3012	3012	F	Reg	WS0029
00015806	Plumber	Johnson,Eric L	3/29/2010	F		9	5 55,473.60	0.3	16,642.08	3,927.53	0100	3010	3010	F	Reg	WS0029
00015854	Maintenance Worker	Jackson,Phillip C	8/30/2010	F		5	8 48,235.20	1	48,235.20	11,383.51	0100	3010	3010	F	Reg	WS0029
00015860	ELECTRICAL WORKER	Carlos,David	10/10/1989	F		8	8 57,616.00	1	57,616.00	13,597.38	0100	3010	3010	F	Reg	WS0029
00016050	BUILDING MGMT SPEC	Lumpkin,Gregory T	7/12/2004	F		12	7 81,014.00	1	81,014.00	19,119.30	0101	3002	3002	F	Reg	DS0087
00016059	MAINTENANCE WORKER	Harris,Johnnyrhette	7/7/1986	F		8	10 60,819.20	1	60,819.20	14,353.33	0101	3002	3002	F	Reg	WS0029
00016096	MAINTENANCE MECHANIC HELPER	Bynum,Roland	6/1/2004	F		5	8 48,235.20	1	48,235.20	11,383.51	0100	3010	3010	F	Reg	WS0029
00016136	BUILDING MGMT SPEC			V		11	0 55,195.00	1	55,195.00	13,026.02	0101	3002	3002	F	Reg	DS0087
00016144	Util Syst Repair. Oper Supvy.	Jeter,Antonio Lorenzo	7/31/2011	F		11	0 75,670.40	1	75,670.40	17,858.21	0101	3002	3002	F	Reg	WS0028
00016220	MAINTENANCE MECHANIC SUPV	Minor,Gregory S	11/30/2015	F		13	0 75,899.20	1	75,899.20	17,912.21	0101	3002	3002	F	Reg	WS0028
00016238	Maintenance Services Manager			V		15	0 128,879.00	1	128,879.00	30,415.44	0100	3009	3009	F	Reg	DS0086
00016389	MAINTENANCE WORKER	Rhodes,Warren W	7/4/1972	F		5	10 50,897.60	1	50,897.60	12,011.83	0100	3010	3010	F	Reg	WS0029



Dept. of General Services
 FY 2016 Position Listing
 As of February 12, 2016
 PeopleSoft Report Run Date: 2/12/16



00016519	Facilities Operations Manager		V	13	0	100,962.50	1	100,962.50	23,827.15	0101	3002 3002	F	Reg	DS0086	
00016533	PIPEFITTER	Dangerfield-Harris,Ronald Paul P	6/23/1997	F	10	10	67,267.20	1	67,267.20	15,875.06	0101	3002 3002	F	Reg	WS0029
00016642	Maintenance Worker	Williams,Gregory	2/25/2013	F	5	6	45,572.80	1	45,572.80	10,755.18	0100	3010 3010	F	Reg	WS0029
00016677	Maintenance Mechanic	Drayton,Larry	12/21/1993	F	9	10	64,001.60	1	64,001.60	15,104.38	0101	3002 3002	F	Reg	WS0029
00016868	ELECTRICIAN	Ladson,Valerie	9/1/2000	F	11	9	68,785.60	1	68,785.60	16,233.40	0100	3010 3010	F	Reg	WS0029
00016956	MAINTENANCE MECHANIC HELPER	Lane,Maurice L	8/26/2002	F	5	9	49,566.40	1	49,566.40	11,697.67	0100	3010 3010	F	Reg	WS0029
00017115	Maintenance Mechanic	Blake,Larry D	10/13/2009	F	10	5	58,323.20	1	58,323.20	13,764.28	0101	3002 3002	F	Reg	WS0029
00017414	PIPEFITTER	May Jr.,Joe L	1/22/1988	F	10	10	67,267.20	1	67,267.20	15,875.06	0101	3002 3002	F	Reg	WS0029
00017476	Pipefitter	Mckie,Charlie	10/5/1981	F	10	10	67,267.20	1	67,267.20	15,875.06	0101	3002 3002	F	Reg	WS0029
00017481	Maintenance Worker	Thomas,Andre A	12/3/2012	F	5	10	50,897.60	1	50,897.60	12,011.83	0100	3010 3010	F	Reg	WS0029
00017515	MAINTENANCE MECHANIC HELPER	Jefferson,Richard	3/12/2001	F	5	9	49,566.40	1	49,566.40	11,697.67	0100	3010 3010	F	Reg	WS0029
00017572	Boiler Plant Operator			V	10	1	51,168.00	1	51,168.00	12,075.65	0101	3008 3008	F	Reg	WS0029
00017575	Boiler Plant Equip. Mechanic	Jones,Willie O	11/2/1981	F	10	10	67,267.20	1	67,267.20	15,875.06	0101	3002 3002	F	Reg	WS0029
00018004	MAINTENANCE MECHANIC HELPER	Henderson,Sharon	11/5/2001	F	5	9	49,566.40	1	49,566.40	11,697.67	0100	3010 3010	F	Reg	WS0029
00018194	MAINTENANCE MECHANIC HELPER	Myles,Maurice E	12/30/1987	F	5	9	49,566.40	1	49,566.40	11,697.67	0100	3010 3010	F	Reg	WS0029
00018343	ELECTRICIAN WORKER	Harris,Kirk T	9/21/1986	F	8	10	60,819.20	1	60,819.20	14,353.33	0101	3002 3002	F	Reg	WS0029
00018467	MAINTENANCE MECHANIC HELPER	Jones,Katrina	11/5/2001	F	5	9	49,566.40	1	49,566.40	11,697.67	0100	3010 3010	F	Reg	WS0029
00018505	Maintenance Worker	Hallman,Derrick J	11/9/2009	F	5	5	44,241.60	1	44,241.60	10,441.02	0100	3010 3010	F	Reg	WS0029
00018868	Util Syst Repair Oper Supvr	Thorpe,Darnell C	1/3/2011	F	12	0	75,649.60	1	75,649.60	17,853.31	0101	3002 3002	F	Reg	WS0028
00019022	MAINTENANCE MECHANIC HELPER	Bedney,Carrice	11/5/2001	F	5	9	49,566.40	1	49,566.40	11,697.67	0100	3010 3010	F	Reg	WS0029
00019385	MAINTENANCE MECHANIC HELPER	Spriggs,Kelly	11/5/2001	F	5	9	49,566.40	1	49,566.40	11,697.67	0100	3010 3010	F	Reg	WS0029
00019741	FAC MAINTENANCE MGR	Artis,Charles M	1/3/2000	F	14	0	96,755.51	1	96,755.51	22,834.30	0101	3002 3002	F	Reg	DS0086
00019762	BUILDING MGMT SPEC	Saunders,Robert W	9/28/2009	F	12	5	76,774.00	1	76,774.00	18,118.66	0101	3002 3002	F	Reg	DS0087
00019843	TRACTOR OPERATOR	Garmany,Darnell	7/2/2012	F	6	4	45,510.40	1	45,510.40	10,740.45	0100	3010 3010	F	Reg	WS0029
00019847	Carpenter	Ruth,Ray	9/9/2013	F	9	10	64,001.60	1	64,001.60	15,104.38	0101	3002 3002	F	Reg	WS0029
00019854	Facility Manager			V	12	0	74,557.60	1	74,557.60	17,595.59	0101	3002 3002	F	Reg	WS0028
00019897	Carpenter	Morris,Edward E	4/13/2009	F	9	6	57,179.20	1	57,179.20	13,494.29	0101	3002 3002	F	Reg	WS0029
00019914	Senior Project Manager	Mamoon,Adnan	2/8/2016	F	15	0	142,000.00	1	142,000.00	33,512.00	0101	3002 3002	F	Reg	DS0086
00020002	Maintenance Worker Leader			V	7	0	48,027.20	1	48,027.20	11,334.42	0100	3010 3010	F	Reg	WS0034
00020014	Maintenance Mechanic Leader			V	10	0	56,222.40	1	56,222.40	13,268.49	0101	3002 3002	F	Reg	WS0034
00020330	Logistics Management Spec	Williams,Lawrence L	1/19/1999	F	13	10	109,665.00	1	109,665.00	25,880.94	0100	3012 3012	F	Reg	DS0077
00020553	MAINTENANCE MECHANIC HELPER	Jeter,Gladys	11/5/2001	F	5	9	49,566.40	1	49,566.40	11,697.67	0100	3010 3010	F	Reg	WS0029
00020568	PLUMBER	Jackson,Richard D	1/24/2009	F	9	10	64,001.60	1	64,001.60	15,104.38	0101	3002 3002	F	Reg	WS0029
00020602	LOCKSMITH LEADER	Bailey,Michael K	1/13/1988	F	9	9	68,224.00	1	68,224.00	16,100.86	0101	3002 3002	F	Reg	WS0034
00020723	Maintenance Worker	Lattimore,Ronnell J	12/24/2007	F	6	4	45,510.40	1	45,510.40	10,740.45	1440	3005 3005	F	Reg	WS0029
00020761	MANAGEMENT ANALYST			V	12	1	73,867.00	1	73,867.00	17,432.61	0100	3012 3012	F	Reg	DS0077
00020868	BUILDING MGMT SPEC	Hoftyzer,Paul	4/7/2014	F	12	10	87,374.00	1	87,374.00	20,620.26	0101	3002 3002	F	Reg	DS0087
00020876	MASONRY WORKER	Beymun,Alfred L	7/20/1987	F	9	10	64,001.60	1	64,001.60	15,104.38	0101	3002 3002	F	Reg	WS0029
00020967	Maintenance Mechanic	Proctor,James B	10/25/2010	F	10	9	65,478.40	1	65,478.40	15,452.90	0101	3002 3002	F	Reg	WS0029
00021059	ELECTRICIAN	Murphy,Richard	6/18/1990	F	10	10	67,267.20	1	67,267.20	15,875.06	0101	3002 3002	F	Reg	WS0029
00021083	Staff Assistant	Parra,Rose Marie	10/25/2010	F	9	2	47,275.00	1	47,275.00	11,156.90	0100	3010 3010	F	Reg	DS0087
00021177	Maintenance Worker	FLETCHER,WALTER	11/19/2012	F	5	8	48,235.20	1	48,235.20	11,383.51	0100	3010 3010	F	Reg	WS0029
00021200	MAINTENANCE MECHANIC HELPER	Copies,Larry	3/12/2001	F	5	9	49,566.40	1	49,566.40	11,697.67	0100	3010 3010	F	Reg	WS0029
00021352	MAINTENANCE WORKER	Montgomery,Jonathan	1/31/2000	F	6	10	54,121.60	1	54,121.60	12,772.70	0100	3010 3010	F	Reg	WS0029
00021398	MAINTENANCE MECHANIC HELPER	Williams,Phillip	5/21/2001	F	5	9	49,566.40	1	49,566.40	11,697.67	0100	3010 3010	F	Reg	WS0029
00021615	MAINTENANCE MECHANIC HELPER	Thompson,Anthony D	4/24/2000	F	5	10	50,897.60	1	50,897.60	12,011.83	0100	3010 3010	F	Reg	WS0029
00021746	Boiler Plant Equip. Mechanic	Alston,Earl F	8/10/1981	F	10	10	67,267.20	1	67,267.20	15,875.06	0101	3002 3002	F	Reg	WS0029
00021771	MAINTENANCE WORKER	Smith,Willie	5/23/2011	F	8	8	57,616.00	1	57,616.00	13,597.38	0101	3002 3002	F	Term	WS0029
00021926	Mail Assistant (MVO)	Lee,John T	5/1/2007	F	6	6	43,470.00	1	43,470.00	10,258.92	0100	3001 3001	F	Reg	DS0079
00022167	MAINTENANCE WORKER MECH HELPR	Gafford,Veronica V	3/12/2001	F	5	9	49,566.40	1	49,566.40	11,697.67	0100	3010 3010	F	Reg	WS0029
00022267	Maintenance Mechanic	Horn,Donald	5/21/2012	F	10	5	58,323.20	1	58,323.20	13,764.28	0101	3002 3002	F	Reg	WS0029
00022431	MAINTENANCE WORKER			V	5	1	38,916.80	1	38,916.80	9,184.36	0100	3010 3010	F	Reg	WS0029
00022624	Maintenance Worker	Mills,James M	5/29/2007	F	6	6	48,380.80	1	48,380.80	11,417.87	0101	3008 3008	F	Reg	WS0029
00022785	Locksmith Worker	Harrison,Anthony	11/9/1998	F	7	9	56,076.80	1	56,076.80	13,234.12	0100	3010 3010	F	Reg	WS0029



Dept. of General Services
 FY 2016 Position Listing
 As of February 12, 2016
 PeopleSoft Report Run Date: 2/12/16



00022808	MAINTENANCE MECHANIC HELPER	Brown,Warren	4/24/2000	F	5	10	50,897.60	1	50,897.60	12,011.83	0100	3010	3010	F	Reg	WS0029
00022829	BUILDING MGMT SPEC	Brown Jr.,Melvin G	2/22/1988	F	12	7	81,014.00	1	81,014.00	19,119.30	0101	3002	3002	F	Reg	DS0087
00023001	Carpenter	Jones,Darrell L	4/13/2009	F	9	7	58,884.80	1	58,884.80	13,896.81	0101	3002	3002	F	Reg	WS0029
00023226	MAINTENANCE MECHANIC HELPER	Eggleston,Henry J	5/1/2002	F	5	8	48,235.20	1	48,235.20	11,383.51	0100	3010	3010	F	Reg	WS0029
00023367	MAINTENANCE MECHANIC HELPER	Barnes,Norvella	11/5/2001	F	5	9	49,566.40	1	49,566.40	11,697.67	0100	3010	3010	F	Reg	WS0029
00023468	Maintenance Worker			V	5	1	38,916.80	1	38,916.80	9,184.36	0100	3010	3010	F	Reg	WS0029
00023522	MAINTENANCE MECHANIC HELPER	Rollins,Rodney J	7/28/2003	F	5	8	48,235.20	1	48,235.20	11,383.51	0100	3010	3010	F	Reg	WS0029
00024263	BUILDING MGMT SPEC	Haye,William A	9/14/1987	F	12	4	74,654.00	1	74,654.00	17,618.34	0101	3002	3002	F	Reg	DS0087
00024504	Management Analyst	Dowell,Paul L	10/25/2010	F	12	5	76,774.00	1	76,774.00	18,118.66	0100	3004	3004	F	Reg	DS0087
00024509	MAINTENANCE MECHANIC HELPER	Hall Jr.,Morse	10/25/1999	F	5	9	49,566.40	1	49,566.40	11,697.67	0100	3010	3010	F	Reg	WS0029
00024575	Util Syst Repair. Oper Supvy.	Pitts,Alfred	6/4/2012	F	11	0	70,574.40	1	70,574.40	16,655.56	0101	3002	3002	F	Reg	WS0028
00024706	BUILDING MGMT SPEC	Wright,Savitra	6/11/2007	F	12	5	76,774.00	1	76,774.00	18,118.66	0101	3002	3002	F	Reg	DS0087
00024806	MASONRY WORKER			V	9	0	48,651.20	1	48,651.20	11,481.68	0101	3002	3002	F	Reg	WS0029
00025203	Building Manager	Grant,Leyland A	10/29/1984	F	14	0	121,963.30	1	121,963.30	28,783.34	0101	3002	3002	F	Reg	DS0086
00025483	MAINTENANCE WORKER	Tucker,Walter	3/14/1988	F	8	10	60,819.20	1	60,819.20	14,353.33	0101	3002	3002	F	Reg	WS0029
00025867	Staff Assistant	COWANS,ALICIA V	10/3/2005	F	9	6	53,131.00	1	53,131.00	12,538.92	0101	3002	3002	F	Reg	DS0087
00026093	GEN ENGINEER PROJECT MGR	Cyrus,Ralph	12/29/1985	F	14	10	119,811.00	1	119,811.00	28,275.40	0100	3013	3013	F	Reg	DS0087
00026120	Maintenance Mechanic Leader	Tobin,Randolph	1/3/2000	F	10	7	67,828.80	1	67,828.80	16,007.60	0101	3002	3002	F	Reg	WS0034
00026153	ELECTRICIAN	Starke,Stephon D	10/2/1999	F	10	10	67,267.20	1	67,267.20	15,875.06	0101	3002	3002	F	Reg	WS0029
00026182	CARPENTER	Roy,Mark J	11/23/1987	F	10	10	67,267.20	1	67,267.20	15,875.06	0100	3012	3012	F	Reg	WS0029
00026418	ELECTRICIAN	Grant,Michael	11/2/1992	F	10	10	67,267.20	1	67,267.20	15,875.06	0100	3010	3010	F	Reg	WS0029
00026468	MAINTENANCE WORKER MECH HELPR	Mcneil,Michael	3/12/2001	F	5	9	49,566.40	1	49,566.40	11,697.67	0100	3010	3010	F	Reg	WS0029
00026485	Staff Assistant	Carter,Jameelah	10/4/2004	F	9	10	58,987.00	1	58,987.00	13,920.93	0101	3002	3002	F	Reg	DS0087
00026696	Maintenance Mechanic	Thompson,Derrick E	1/4/2010	F	10	5	58,323.20	1	58,323.20	13,764.28	0101	3008	3008	F	Reg	WS0029
00026869	Mail Assistant (MVO)	Bowlding,Aldon J	5/10/1985	F	6	10	48,634.00	1	48,634.00	11,477.62	0100	3001	3001	F	Reg	DS0079
00026966	EXECUTIVE ASST	Hubbard,Andrea A	10/9/2001	F	12	7	81,014.00	1	81,014.00	19,119.30	0101	3002	3002	F	Reg	DS0087
00027075	BUILDING MGMT SPEC	White,Michael Devante	10/25/2010	F	12	4	74,654.00	1	74,654.00	17,618.34	0101	3002	3002	F	Reg	DS0087
00027199	MECHANIC HELPER	Craig,Rinaldo C	11/30/1992	F	5	10	50,897.60	1	50,897.60	12,011.83	0100	3010	3010	F	Reg	WS0029
00027443	MAINTENANCE WORKER	Smith,Michael	5/1/2002	F	5	7	46,904.00	1	46,904.00	11,069.34	0100	3010	3010	F	Reg	WS0029
00027979	Mail Assistant (MVO)	Young,Tyron D	7/10/2006	F	6	10	48,634.00	1	48,634.00	11,477.62	0100	3001	3001	F	Reg	DS0079
00027983	PROPERTY MGMT SPEC	Sansbury,Brenda	8/13/1990	F	9	10	58,987.00	1	58,987.00	13,920.93	0101	3002	3002	F	Reg	DS0087
00027988	Electrician	Fleming,Phillip J	3/12/1991	F	10	10	67,267.20	1	67,267.20	15,875.06	0101	3002	3002	F	Reg	WS0029
00027996	Carpenter Leader	Thompson,Andre A	12/10/2007	F	9	10	70,075.20	1	70,075.20	16,537.75	0101	3002	3002	F	Reg	WS0034
00027997	Supervisory Program Analyst	Friend,Towanna A	7/21/1986	F	14	0	118,636.28	1	118,636.28	27,998.16	0101	3002	3002	F	Reg	DS0086
00028003	Air Conditioning Equipment Mec			V	11	1	53,643.20	1	53,643.20	12,659.80	0101	3002	3002	F	Reg	WS0029
00028011	Assistant Facility Services Ma	Turner,Alyssa K	7/17/2000	F	15	0	132,544.47	1	132,544.47	31,280.49	0101	3002	3002	F	Reg	DS0086
00028029	Boiler Plant Operator	Payton,Leroy	9/23/2013	F	10	10	67,267.20	1	67,267.20	15,875.06	0100	3009	3009	F	Reg	WS0029
00028030	Maintenance Mechanic	Dickerson,Arthur	6/4/2012	F	10	6	60,112.00	1	60,112.00	14,186.43	0101	3002	3002	F	Reg	WS0029
00028039	MAINTENANCE MECHANIC SUPV	Maxwell,Lloyd	11/30/2015	F	13	0	70,012.80	1	70,012.80	16,523.02	0101	3002	3002	F	Reg	WS0028
00028041	Facilities Operations Manager	Peters,Anthony A	12/14/1981	F	14	0	98,345.43	1	98,345.43	23,209.52	0101	3002	3002	F	Reg	DS0086
00028042	MAINTENANCE WORKER	Wimple,Timothy L	2/17/2009	F	6	5	46,945.60	1	46,945.60	11,079.16	0101	3002	3002	F	Reg	WS0029
00028043	BUILDING MGMT SPEC	Goss,Michael	3/10/2014	F	12	10	87,374.00	1	87,374.00	20,620.26	0101	3002	3002	F	Reg	DS0087
00028048	STAFF ASSISTANT	Lindsey,Doretha A	7/15/1979	F	9	10	63,798.00	1	63,798.00	15,056.33	0101	3002	3002	F	Reg	DS0077
00029825	Operations Manager	Bakos,Kirt R	8/30/2010	F	13	0	104,901.79	1	104,901.79	24,756.82	0100	3010	3010	F	Reg	DS0086
00032495	MAINTENANCE WORKER	Woodard,Daniel	5/21/2001	F	5	8	48,235.20	1	48,235.20	11,383.51	0100	3010	3010	F	Reg	WS0029
00033181	FACILITY MGR	MacCarthy,Sean	8/22/2008	F	15	0	133,312.69	1	133,312.69	31,461.79	0100	3012	3012	F	Reg	DS0086
00033723	MAINTENANCE WORKER HELPER	Mckinney,Jonathan	8/23/2004	F	5	7	43,409.60	1	43,409.60	10,244.67	0100	3010	3010	F	Reg	WS0028
00033942	Program Support Assistant	Robertson,Tammy M	10/25/2010	F	8	6	48,283.00	1	48,283.00	11,394.79	0101	3002	3002	F	Reg	DS0087
00033944	Building Manager	Mingo-Swann,Enid T.	9/6/2005	F	13	0	89,115.40	1	89,115.40	21,031.23	0101	3002	3002	F	Reg	DS0086
00034338	MAINTENANCE WORKER	King,Robert	11/13/2006	F	5	7	46,904.00	1	46,904.00	11,069.34	0100	3010	3010	F	Reg	WS0029
00036460	MAINTENANCE WORKER	Strong,Marcus P	8/27/2012	F	5	2	40,248.00	1	40,248.00	9,498.53	0100	3010	3010	F	Reg	WS0029
00037123	MAINTENANCE WORKER	Rucker,Maurice L	1/5/2009	F	5	5	44,241.60	1	44,241.60	10,441.02	0100	3010	3010	F	Reg	WS0029
00039306	Executive Assistant	Jenkins,Ruth A	9/17/2007	F	13	8	96,341.00	1	96,341.00	22,736.48	0100	3010	3010	F	Reg	DS0087
00039408	Landscape Gardener Equip Oper	Johnson Jr.,David A	3/6/2008	F	8	9	59,217.60	1	59,217.60	13,975.35	0100	3010	3010	F	Reg	WS0029



Dept. of General Services
 FY 2016 Position Listing
 As of February 12, 2016
 PeopleSoft Report Run Date: 2/12/16



00042236	Maintenance Worker	Ballinger,Devonne Antonio	10/31/2006	F	5	6	45,572.80	1	45,572.80	10,755.18	0100	3010	3010	F	Reg	WS0029
00042237	MAINTENANCE WORKER	Rhem,Theodore	10/30/2006	F	5	7	46,904.00	1	46,904.00	11,069.34	0100	3010	3010	F	Reg	WS0029
00042239	MAINTENANCE WORKER	Wilson,Bobby Thomas	5/22/2011	F	5	10	50,897.60	1	50,897.60	12,011.83	0100	3010	3010	F	Reg	WS0029
00042241	MAINTENANCE WORKER	Simpson,Tonie L	2/2/2009	F	5	6	45,572.80	1	45,572.80	10,755.18	0100	3010	3010	F	Reg	WS0029
00042242	MAINTENANCE WORKER	Warner,John	10/30/2006	F	5	6	45,572.80	1	45,572.80	10,755.18	0100	3010	3010	F	Reg	WS0029
00042243	Maintenance Worker	Blakney,Lindy	6/15/2009	F	5	5	44,241.60	1	44,241.60	10,441.02	0100	3010	3010	F	Reg	WS0029
00042244	Custodian/School Maint. Worker			V	3	1	26,686.40	1	26,686.40	6,297.99	0100	3010	3010	F	Reg	WS0500
00042292	Staff Assistant	Bush,Bernice	10/1/1987	F	9	7	54,595.00	1	54,595.00	12,884.42	0100	3010	3010	F	Reg	DS0087
00042661	Maintenance Worker	Cureton,Alvin	12/26/2006	F	5	6	45,572.80	1	45,572.80	10,755.18	0100	3010	3010	F	Reg	WS0029
00042938	MAINTENANCE WORKER	Johnston,Jafar	9/26/2011	F	5	4	42,910.40	1	42,910.40	10,126.85	0100	3010	3010	F	Reg	WS0029
00042939	MAINTENANCE WORKER	Sherman,Anthony	5/31/2005	F	7	7	53,040.00	1	53,040.00	12,517.44	0100	3010	3010	F	Reg	WS0029
00043224	MAINTENANCE WORKER	Ramos,Maurice I	5/16/2005	F	6	6	48,380.80	1	48,380.80	11,417.87	0100	3010	3010	F	Reg	WS0029
00043225	Maintenance Worker	Brown,Benjamin	9/3/1998	F	5	6	45,572.80	1	45,572.80	10,755.18	0100	3010	3010	F	Reg	WS0029
00043227	MAINTENANCE WORKER	Solomon,Della R	1/23/2006	F	6	7	49,816.00	1	49,816.00	11,756.58	0100	3010	3010	F	Reg	WS0029
00043228	MAINTENANCE WORKER	MCKINNEY,JAMAL E	5/16/2005	F	6	7	49,816.00	1	49,816.00	11,756.58	0100	3010	3010	F	Reg	WS0029
00043229	Maintenance Worker	Burns,Keia	2/5/2001	F	6	9	52,686.40	1	52,686.40	12,433.99	0100	3010	3010	F	Reg	WS0029
00043231	Realty Specialist	Hampton,Raphiel	9/21/2015	F	12	10	87,374.00	1	87,374.00	20,620.26	0100	3010	3010	F	Term	DS0087
00043232	MAINTENANCE WORKER	BRANDON,WALTER A	11/15/2005	F	6	8	51,251.20	1	51,251.20	12,095.28	0100	3010	3010	F	Reg	WS0029
00043234	Maintenance Worker	Cunningham,Jirmaine	1/12/2009	F	5	5	44,241.60	1	44,241.60	10,441.02	0100	3010	3010	F	Reg	WS0029
00043236	MAINTENANCE WORKER	ROBERTS,LEWIS A	10/1/2005	F	6	8	51,251.20	1	51,251.20	12,095.28	0100	3010	3010	F	Reg	WS0029
00043237	Maintenance Worker	Metts,Anthony	7/16/2012	F	5	3	41,579.20	1	41,579.20	9,812.69	0100	3010	3010	F	Reg	WS0029
00043238	MAINTENANCE WORKER	Summers,Alvin	11/28/2005	F	6	8	51,251.20	1	51,251.20	12,095.28	0100	3010	3010	F	Reg	WS0029
00043240	Maintenance Worker	Monroe Sr.,Lloyd R	11/25/1997	F	5	9	49,566.40	1	49,566.40	11,697.67	0100	3010	3010	F	Reg	WS0029
00043514	Custodian/School Maint. Worker	Harris,John L.	12/17/2012	F	3	5	31,931.00	1	31,931.00	7,535.72	0100	3010	3010	F	Reg	WS0500
00043518	Maintenance Worker	Carter,Bronson A	8/6/2007	F	5	4	42,910.40	1	42,910.40	10,126.85	0100	3010	3010	F	Reg	WS0029
00043533	Maintenance Worker	Morris II,John Isiah	10/13/2000	F	5	5	44,241.60	1	44,241.60	10,441.02	0100	3010	3010	F	Reg	WS0029
00043541	Custodian/School Maint. Worker	Collier,Anthony	5/19/2014	F	3	2	28,600.00	1	28,600.00	6,749.60	0100	3010	3010	F	Reg	WS0500
00043550	MAINTENANCE WORKER	Brown,Aaron V	8/2/2010	F	5	4	42,910.40	1	42,910.40	10,126.85	0100	3010	3010	F	Reg	WS0029
00043570	Maintenance Worker	Washington,Tyrone	7/16/2012	F	5	3	41,579.20	1	41,579.20	9,812.69	0100	3010	3010	F	Reg	WS0029
00043574	Maintenance Worker	Shepperson,Andrika F F	4/9/2007	F	5	4	42,910.40	1	42,910.40	10,126.85	0100	3010	3010	F	Reg	WS0029
00044356	MATERIALS HANDLER	Mcravin,Albert W	10/13/1998	F	6	7	49,816.00	1	49,816.00	11,756.58	0100	3010	3010	F	Reg	WS0029
00044430	BUILDING MGMT SPEC	Walker,Valencia D	10/14/1986	F	12	6	78,894.00	1	78,894.00	18,618.98	0101	3002	3002	F	Reg	DS0087
00044432	Building Manager	Kirby,Derrick C	10/15/2007	F	13	0	84,135.61	1	84,135.61	19,856.00	0101	3002	3002	F	Reg	DS0086
00044433	Building Manager	Davis,Sandra M	5/23/1995	F	13	0	84,136.00	1	84,136.00	19,856.10	0101	3002	3002	F	Reg	DS0086
00044434	MAINTENANCE MECHANIC WORKER	Chandler,Solomon A	3/31/2008	F	7	6	51,521.60	1	51,521.60	12,159.10	0101	3002	3002	F	Reg	WS0029
00044435	Maintenance Worker	Whitfield,Tyrone M	12/21/2009	F	7	3	46,966.40	1	46,966.40	11,084.07	0101	3002	3002	F	Reg	WS0029
00044437	MAINTENANCE WORKER			V	6	1	41,204.80	1	41,204.80	9,724.33	0101	3002	3002	F	Reg	WS0029
00044439	Maintenance Worker			V	6	1	41,204.80	1	41,204.80	9,724.33	0101	3002	3002	F	Reg	WS0029
00046770	MAINTENANCE MECHANIC	Little Jr.,Melvin T.	4/14/2008	F	7	8	54,558.40	1	54,558.40	12,875.78	0101	3002	3002	F	Reg	WS0029
00046788	Maintenance Mechanic Leader	Thompson,James W	8/3/2009	F	10	8	69,763.20	1	69,763.20	16,464.12	0101	3002	3002	F	Reg	WS0034
00047339	Dep. Dir. for Facilities Mgmt.	Davis,Wilbert Spencer	4/6/2015	F	11	0	154,500.00	1	154,500.00	36,462.00	0100	3002	3002	F	Reg	XS0001
00047725	FACILITIES OPERATIONS LIAISON	Anderson,David E	8/3/2008	F	14	10	119,811.00	0.2	23,962.20	5,655.08	0100	3002	3002	F	Reg	DS0087
00047725	FACILITIES OPERATIONS LIAISON	Anderson,David E	8/3/2008	F	14	10	119,811.00	0.8	95,848.80	22,620.32	0100	3009	3009	F	Reg	DS0087
00048041	Staff Assistant	Brooks,Antionette	9/1/1970	F	9	2	47,275.00	1	47,275.00	11,156.90	0100	3002	3002	F	Reg	DS0087
00048045	PROGRAM SUPPORT SPECIALIST	Hunter,Brenda	12/7/2008	F	12	6	78,894.00	1	78,894.00	18,618.98	0100	3002	3002	F	Reg	DS0087
00048214	Boiler Plant Operator Worker	HAZELL,ANTHONY	1/5/2005	F	7	4	48,484.80	1	48,484.80	11,442.41	0100	3009	3009	F	Reg	WS0029
00048217	Boiler Plant Operator	Mcknight,Lawrence	4/22/2013	F	9	10	64,001.60	1	64,001.60	15,104.38	0100	3009	3009	F	Reg	WS0029
00048218	BOILER PLANT OPERATOR II	Sims,Wayne T	8/22/1983	F	11	10	67,267.20	0.5	33,633.60	7,937.53	0100	3009	3009	F	Reg	WS0500
00048218	BOILER PLANT OPERATOR II	Sims,Wayne T	8/22/1983	F	11	10	67,267.20	0.5	33,633.60	7,937.53	0100	3010	3010	F	Reg	WS0500
00048219	BOILER PLANT OPERATOR II	Mance,Tamara Ferguson	3/21/1977	F	11	10	67,267.20	1	67,267.20	15,875.06	0100	3009	3009	F	Reg	WS0500
00048220	Carpentry Worker	Wray,Kenneth	2/24/2014	F	7	2	36,940.80	0.07	2,655.86	610.26	0100	3013	3013	F	Term	WS0500
00048220	Carpentry Worker	Wray,Kenneth	2/24/2014	F	7	2	36,940.80	0.3	11,082.24	2,615.41	0100	3010	3010	F	Term	WS0500
00048220	Carpentry Worker	Wray,Kenneth	2/24/2014	F	7	2	36,940.80	0.4	14,776.32	3,487.21	0100	3009	3009	F	Term	WS0500
00048220	Carpentry Worker	Wray,Kenneth	2/24/2014	F	7	2	36,940.80	0.15	5,541.12	1,307.70	0100	3002	3002	F	Term	WS0500



Dept. of General Services
 FY 2016 Position Listing
 As of February 12, 2016
 PeopleSoft Report Run Date: 2/12/16



00048220	Carpentry Worker	Wray,Kenneth	2/24/2014	F	7	2	36,940.80	0.08	2,955.26	697.44	0100	3012	3012	F	Term	WS0500
00048222	ELECTRONIC MECHANIC	Streete,Arthur A	3/11/1991	F	12	10	70,324.80	1	70,324.80	16,596.65	0100	3009	3009	F	Reg	WS0500
00048225	BOILER PLANT OPERATOR I	Gavie,Ben	5/30/2010	F	15	10	79,456.00	0.67	53,235.52	12,563.58	0100	3013	3013	F	Reg	WS0500
00048225	BOILER PLANT OPERATOR I	Gavie,Ben	5/30/2010	F	15	10	79,456.00	0.33	26,220.48	6,188.03	0100	3009	3009	F	Reg	WS0500
00048226	BOILER PLANT OPERATOR I	Thomas Jr.,Alonzo H	11/22/1985	F	15	10	79,456.00	0.33	26,220.48	6,188.03	0100	3012	3012	F	Reg	WS0500
00048226	BOILER PLANT OPERATOR I	Thomas Jr.,Alonzo H	11/22/1985	F	15	10	79,456.00	0.67	53,235.52	12,563.58	0100	3009	3009	F	Reg	WS0500
00048227	BOILER PLANT OPERATOR III	Hart Jr.,James Francis	2/8/1978	F	9	10	61,027.20	1	61,027.20	14,402.42	0100	3010	3010	F	Reg	WS0500
00048228	PLUMBER	Jackson,James T	9/25/1989	F	9	10	61,027.20	0.08	4,882.18	1,152.19	0100	3012	3012	F	Reg	WS0500
00048228	PLUMBER	Jackson,James T	9/25/1989	F	9	10	61,027.20	0.3	18,308.16	4,320.73	0100	3010	3010	F	Reg	WS0500
00048228	PLUMBER	Jackson,James T	9/25/1989	F	9	10	61,027.20	0.15	9,154.08	2,160.36	0100	3002	3002	F	Reg	WS0500
00048228	PLUMBER	Jackson,James T	9/25/1989	F	9	10	61,027.20	0.07	4,271.90	1,008.17	0100	3013	3013	F	Reg	WS0500
00048228	PLUMBER	Jackson,James T	9/25/1989	F	9	10	61,027.20	0.4	24,410.88	5,760.97	0100	3009	3009	F	Reg	WS0500
00048229	PIPEFITTER/STEAMFITTER	Jarvis,Louis	3/31/1998	F	12	10	70,324.80	0.4	28,129.92	6,638.66	0100	3009	3009	F	Reg	WS0500
00048229	PIPEFITTER/STEAMFITTER	Jarvis,Louis	3/31/1998	F	12	10	70,324.80	0.3	21,097.44	4,979.00	0100	3010	3010	F	Reg	WS0500
00048229	PIPEFITTER/STEAMFITTER	Jarvis,Louis	3/31/1998	F	12	10	70,324.80	0.07	4,922.74	1,161.77	0100	3013	3013	F	Reg	WS0500
00048229	PIPEFITTER/STEAMFITTER	Jarvis,Louis	3/31/1998	F	12	10	70,324.80	0.08	5,625.98	1,327.73	0100	3012	3012	F	Reg	WS0500
00048229	PIPEFITTER/STEAMFITTER	Jarvis,Louis	3/31/1998	F	12	10	70,324.80	0.15	10,548.72	2,489.50	0100	3002	3002	F	Reg	WS0500
00048230	ELECTRICIAN	Shaw,Sheila A	3/4/1991	F	10	10	64,147.20	0.3	19,244.16	4,541.62	0100	3010	3010	F	Reg	WS0500
00048230	ELECTRICIAN	Shaw,Sheila A	3/4/1991	F	10	10	64,147.20	0.07	4,490.30	1,059.71	0100	3013	3013	F	Reg	WS0500
00048230	ELECTRICIAN	Shaw,Sheila A	3/4/1991	F	10	10	64,147.20	0.4	25,658.88	6,055.50	0100	3009	3009	F	Reg	WS0500
00048230	ELECTRICIAN	Shaw,Sheila A	3/4/1991	F	10	10	64,147.20	0.15	9,622.08	2,270.81	0100	3002	3002	F	Reg	WS0500
00048230	ELECTRICIAN	Shaw,Sheila A	3/4/1991	F	10	10	64,147.20	0.08	5,131.78	1,211.10	0100	3012	3012	F	Reg	WS0500
00048231	Boiler Plant Operator	Rice,Robert A	7/30/2012	F	10	10	67,267.20	0.25	16,816.80	3,968.76	0100	3009	3009	F	Reg	WS0029
00048231	Boiler Plant Operator	Rice,Robert A	7/30/2012	F	10	10	67,267.20	0.75	50,450.40	11,906.29	0100	3010	3010	F	Reg	WS0029
00048232	GEN MAINTENANCE REPAIRWKR	Wilson Jr.,Robert L	2/13/1985	F	9	10	61,027.20	1	61,027.20	14,402.42	0100	3010	3010	F	Reg	WS0500
00048233	CEMENT FINISHER	Smith,Larry L	7/16/1986	F	9	10	61,027.20	0.4	24,410.88	5,760.97	0100	3010	3010	F	Reg	WS0500
00048233	CEMENT FINISHER	Smith,Larry L	7/16/1986	F	9	10	61,027.20	0.08	4,882.18	1,152.19	0100	3012	3012	F	Reg	WS0500
00048233	CEMENT FINISHER	Smith,Larry L	7/16/1986	F	9	10	61,027.20	0.07	4,271.90	1,008.17	0100	3013	3013	F	Reg	WS0500
00048233	CEMENT FINISHER	Smith,Larry L	7/16/1986	F	9	10	61,027.20	0.3	18,308.16	4,320.73	0100	3009	3009	F	Reg	WS0500
00048233	CEMENT FINISHER	Smith,Larry L	7/16/1986	F	9	10	61,027.20	0.15	9,154.08	2,160.36	0100	3002	3002	F	Reg	WS0500
00048236	PAINTER	Martin,Ben L.	7/1/2013	F	9	5	45,780.80	0.07	3,204.66	756.30	0100	3013	3013	F	Reg	WS0500
00048236	PAINTER	Martin,Ben L.	7/1/2013	F	9	5	45,780.80	0.08	3,662.46	864.34	0100	3012	3012	F	Reg	WS0500
00048236	PAINTER	Martin,Ben L.	7/1/2013	F	9	5	45,780.80	0.15	6,867.12	1,620.64	0100	3002	3002	F	Reg	WS0500
00048236	PAINTER	Martin,Ben L.	7/1/2013	F	9	5	45,780.80	0.4	18,312.32	4,321.71	0100	3009	3009	F	Reg	WS0500
00048236	PAINTER	Martin,Ben L.	7/1/2013	F	9	5	45,780.80	0.3	13,734.24	3,241.28	0100	3010	3010	F	Reg	WS0500
00048238	GEN MAINTENANCE REPAIRLDR	Rose,Leroy	4/22/1987	F	9	10	66,851.20	0.07	4,679.58	1,104.38	0100	3013	3013	F	Reg	WS0520
00048238	GEN MAINTENANCE REPAIRLDR	Rose,Leroy	4/22/1987	F	9	10	66,851.20	0.3	20,055.36	4,733.06	0100	3009	3009	F	Reg	WS0520
00048238	GEN MAINTENANCE REPAIRLDR	Rose,Leroy	4/22/1987	F	9	10	66,851.20	0.4	26,740.48	6,310.75	0100	3010	3010	F	Reg	WS0520
00048238	GEN MAINTENANCE REPAIRLDR	Rose,Leroy	4/22/1987	F	9	10	66,851.20	0.15	10,027.68	2,366.53	0100	3002	3002	F	Reg	WS0520
00048238	GEN MAINTENANCE REPAIRLDR	Rose,Leroy	4/22/1987	F	9	10	66,851.20	0.08	5,348.10	1,262.15	0100	3012	3012	F	Reg	WS0520
00048242	Boiler Plant Operator	McDougall,Orson G.	5/21/2012	F	10	10	67,267.20	0.2	13,453.44	3,175.01	0100	3002	3002	F	Reg	WS0029
00048242	Boiler Plant Operator	McDougall,Orson G.	5/21/2012	F	10	10	67,267.20	0.8	53,813.76	12,700.05	0100	3010	3010	F	Reg	WS0029
00048243	GEN MAINTENANCE REPAIRLDR	Bailey,Sylvester E	7/1/1984	F	9	10	66,851.20	0.15	10,027.68	2,366.53	0100	3002	3002	F	Reg	WS0520
00048243	GEN MAINTENANCE REPAIRLDR	Bailey,Sylvester E	7/1/1984	F	9	10	66,851.20	0.3	20,055.36	4,733.06	0100	3009	3009	F	Reg	WS0520
00048243	GEN MAINTENANCE REPAIRLDR	Bailey,Sylvester E	7/1/1984	F	9	10	66,851.20	0.08	5,348.10	1,262.15	0100	3012	3012	F	Reg	WS0520
00048243	GEN MAINTENANCE REPAIRLDR	Bailey,Sylvester E	7/1/1984	F	9	10	66,851.20	0.07	4,679.58	1,104.38	0100	3013	3013	F	Reg	WS0520
00048243	GEN MAINTENANCE REPAIRLDR	Bailey,Sylvester E	7/1/1984	F	9	10	66,851.20	0.4	26,740.48	6,310.75	0100	3010	3010	F	Reg	WS0520
00048246	BOILER PLANT OPERATOR I	Graham,Brindle L	2/21/1978	F	15	9	73,569.60	1	73,569.60	17,362.43	0100	3009	3009	F	Reg	WS0500
00048249	MASON	Hill,Ronnie C	10/13/1988	F	10	10	64,147.20	0.08	5,131.78	1,211.10	0100	3012	3012	F	Reg	WS0500
00048249	MASON	Hill,Ronnie C	10/13/1988	F	10	10	64,147.20	0.07	4,490.30	1,059.71	0100	3013	3013	F	Reg	WS0500
00048249	MASON	Hill,Ronnie C	10/13/1988	F	10	10	64,147.20	0.4	25,658.88	6,055.50	0100	3010	3010	F	Reg	WS0500
00048249	MASON	Hill,Ronnie C	10/13/1988	F	10	10	64,147.20	0.15	9,622.08	2,270.81	0100	3002	3002	F	Reg	WS0500
00048249	MASON	Hill,Ronnie C	10/13/1988	F	10	10	64,147.20	0.3	19,244.16	4,541.62	0100	3009	3009	F	Reg	WS0500
00048251	MATERIAL HANDLER	V			6	0	32,448.00	0.3	9,734.40	2,297.32	0100	3010	3010	F	Reg	WS0500



Dept. of General Services
 FY 2016 Position Listing
 As of February 12, 2016
 PeopleSoft Report Run Date: 2/12/16



00048251	MATERIAL HANDLER		V	6	0	32,448.00	0.07	2,271.36	536.04	0100	3013 3013	F	Reg	WS0500	
00048251	MATERIAL HANDLER		V	6	0	32,448.00	0.4	12,979.20	3,063.09	0100	3009 3009	F	Reg	WS0500	
00048251	MATERIAL HANDLER		V	6	0	32,448.00	0.15	4,867.20	1,148.66	0100	3002 3002	F	Reg	WS0500	
00048251	MATERIAL HANDLER		V	6	0	32,448.00	0.08	2,595.84	612.62	0100	3012 3012	F	Reg	WS0500	
00048252	PIPEFITTER/STEAMFITTER	Bradley,Carnal	7/7/1983	F	12	10	87,068.80	0.07	6,094.82	1,438.38	0100	3013 3013	F	Reg	WS0530
00048252	PIPEFITTER/STEAMFITTER	Bradley,Carnal	7/7/1983	F	12	10	87,068.80	0.4	34,827.52	8,219.29	0100	3009 3009	F	Reg	WS0530
00048252	PIPEFITTER/STEAMFITTER	Bradley,Carnal	7/7/1983	F	12	10	87,068.80	0.15	13,060.32	3,082.24	0100	3002 3002	F	Reg	WS0530
00048252	PIPEFITTER/STEAMFITTER	Bradley,Carnal	7/7/1983	F	12	10	87,068.80	0.08	6,965.50	1,643.86	0100	3012 3012	F	Reg	WS0530
00048252	PIPEFITTER/STEAMFITTER	Bradley,Carnal	7/7/1983	F	12	10	87,068.80	0.3	26,120.64	6,164.47	0100	3010 3010	F	Reg	WS0530
00048254	Boiler Plant Operator		V	9	0	48,651.20	1	48,651.20	11,481.68	0100	3010 3010	F	Reg	WS0029	
00048256	BOILER PLANT OPERATOR III	Young,Jimmie	7/24/1980	F	9	10	61,027.20	1	61,027.20	14,402.42	0100	3009 3009	F	Reg	WS0500
00048257	Maintenance Mechanic	Iglesias,Christopher	10/25/2010	F	9	6	47,756.80	1	47,756.80	11,270.60	0100	3009 3009	F	Reg	WS0500
00048258	BOILER PLANT OPERATOR I	Bailey,Archie B	1/27/1975	F	15	10	79,456.00	1	79,456.00	18,751.62	0100	3009 3009	F	Reg	WS0500
00048259	ELECTRICIAN SUPERVISOR	Hudson,Danny C	5/23/1994	F	10	10	82,680.00	0.07	5,787.60	1,365.87	0100	3013 3013	F	Reg	WS0530
00048259	ELECTRICIAN SUPERVISOR	Hudson,Danny C	5/23/1994	F	10	10	82,680.00	0.3	24,804.00	5,853.74	0100	3010 3010	F	Reg	WS0530
00048259	ELECTRICIAN SUPERVISOR	Hudson,Danny C	5/23/1994	F	10	10	82,680.00	0.08	6,614.40	1,561.00	0100	3012 3012	F	Reg	WS0530
00048259	ELECTRICIAN SUPERVISOR	Hudson,Danny C	5/23/1994	F	10	10	82,680.00	0.4	33,072.00	7,804.99	0100	3009 3009	F	Reg	WS0530
00048259	ELECTRICIAN SUPERVISOR	Hudson,Danny C	5/23/1994	F	10	10	82,680.00	0.15	12,402.00	2,926.87	0100	3002 3002	F	Reg	WS0530
00048261	ELECTRICIAN,LEADER	Campbell,Tony D	7/18/1991	F	10	10	70,324.80	0.4	28,129.92	6,638.66	0100	3009 3009	F	Reg	WS0520
00048261	ELECTRICIAN,LEADER	Campbell,Tony D	7/18/1991	F	10	10	70,324.80	0.15	10,548.72	2,489.50	0100	3002 3002	F	Reg	WS0520
00048261	ELECTRICIAN,LEADER	Campbell,Tony D	7/18/1991	F	10	10	70,324.80	0.3	21,097.44	4,979.00	0100	3010 3010	F	Reg	WS0520
00048261	ELECTRICIAN,LEADER	Campbell,Tony D	7/18/1991	F	10	10	70,324.80	0.07	4,922.74	1,161.77	0100	3013 3013	F	Reg	WS0520
00048261	ELECTRICIAN,LEADER	Campbell,Tony D	7/18/1991	F	10	10	70,324.80	0.08	5,625.98	1,327.73	0100	3012 3012	F	Reg	WS0520
00048262	Boiler Plant Operator	Crist,Charles	9/24/2012	F	10	10	67,267.20	0.5	33,633.60	7,937.53	0100	3002 3002	F	Reg	WS0029
00048262	Boiler Plant Operator	Crist,Charles	9/24/2012	F	10	10	67,267.20	0.17	11,435.42	2,698.76	0100	3012 3012	F	Reg	WS0029
00048262	Boiler Plant Operator	Crist,Charles	9/24/2012	F	10	10	67,267.20	0.33	22,198.18	5,238.77	0100	3009 3009	F	Reg	WS0029
00048263	WELDER	Bader,Mohamed F	7/6/1991	F	12	10	70,324.80	0.3	21,097.44	4,979.00	0100	3010 3010	F	Reg	WS0500
00048263	WELDER	Bader,Mohamed F	7/6/1991	F	12	10	70,324.80	0.4	28,129.92	6,638.66	0100	3009 3009	F	Reg	WS0500
00048263	WELDER	Bader,Mohamed F	7/6/1991	F	12	10	70,324.80	0.15	10,548.72	2,489.50	0100	3002 3002	F	Reg	WS0500
00048263	WELDER	Bader,Mohamed F	7/6/1991	F	12	10	70,324.80	0.08	5,625.98	1,327.73	0100	3012 3012	F	Reg	WS0500
00048263	WELDER	Bader,Mohamed F	7/6/1991	F	12	10	70,324.80	0.07	4,922.74	1,161.77	0100	3013 3013	F	Reg	WS0500
00048264	BOILER PLANT OPERATOR II	Toon,Yolanda K	12/5/1988	F	11	10	67,267.20	0.2	13,453.44	3,175.01	0100	3009 3009	F	Reg	WS0500
00048264	BOILER PLANT OPERATOR II	Toon,Yolanda K	12/5/1988	F	11	10	67,267.20	0.8	53,813.76	12,700.05	0100	3013 3013	F	Reg	WS0500
00048267	Boiler Plant Operator Worker	Faucette,William E	5/20/1970	F	7	9	56,076.80	1	56,076.80	13,234.12	0100	3009 3009	F	Reg	WS0029
00048268	BOILER PLANT OPERATOR I	Wilson,Ronald L	12/26/1972	F	15	10	79,456.00	1	79,456.00	18,751.62	0100	3010 3010	F	Reg	WS0500
00048269	BOILER PLANT OPERATOR II	Mccray,George A	9/11/1969	F	11	10	67,267.20	1	67,267.20	15,875.06	0100	3013 3013	F	Reg	WS0500
00048271	BOILER PLANT OPERATOR II	Cockrell,Bobbie	9/12/1966	F	11	10	67,267.20	1	67,267.20	15,875.06	0100	3009 3009	F	Reg	WS0500
00048272	Locksmith	Washington,Chaunice L	5/19/1997	F	9	10	61,027.20	1	61,027.20	14,402.42	0100	3009 3009	F	Reg	WS0500
00048274	Locksmith	Lynn,Daneen	1/11/2016	F	9	8	52,811.20	0.07	3,696.78	872.44	0100	3013 3013	F	Reg	WS0500
00048274	Locksmith	Lynn,Daneen	1/11/2016	F	9	8	52,811.20	0.3	15,843.36	3,739.03	0100	3010 3010	F	Reg	WS0500
00048274	Locksmith	Lynn,Daneen	1/11/2016	F	9	8	52,811.20	0.4	21,124.48	4,985.38	0100	3009 3009	F	Reg	WS0500
00048274	Locksmith	Lynn,Daneen	1/11/2016	F	9	8	52,811.20	0.08	4,224.90	997.08	0100	3012 3012	F	Reg	WS0500
00048274	Locksmith	Lynn,Daneen	1/11/2016	F	9	8	52,811.20	0.15	7,921.68	1,869.52	0100	3002 3002	F	Reg	WS0500
00048276	WORK ORDER VERIFICATION SPECIA		V	11	0	55,195.00	1	55,195.00	13,026.02	0101	3002 3002	F	Reg	DS0087	
00048277	Boiler Plant Operator	Mahoney,Alvin B	6/18/2012	F	10	10	67,267.20	0.33	22,198.18	5,238.77	0100	3009 3009	F	Reg	WS0029
00048277	Boiler Plant Operator	Mahoney,Alvin B	6/18/2012	F	10	10	67,267.20	0.33	22,198.18	5,238.77	0100	3010 3010	F	Reg	WS0029
00048277	Boiler Plant Operator	Mahoney,Alvin B	6/18/2012	F	10	10	67,267.20	0.34	22,870.85	5,397.52	0100	3002 3002	F	Reg	WS0029
00048278	HEATING & AC EQUIPMENT MECH	Oliphant,Victor	7/2/2012	F	12	10	70,324.80	0.08	5,625.98	1,327.73	0100	3012 3012	F	Reg	WS0500
00048278	HEATING & AC EQUIPMENT MECH	Oliphant,Victor	7/2/2012	F	12	10	70,324.80	0.07	4,922.74	1,161.77	0100	3013 3013	F	Reg	WS0500
00048278	HEATING & AC EQUIPMENT MECH	Oliphant,Victor	7/2/2012	F	12	10	70,324.80	0.4	28,129.92	6,638.66	0100	3009 3009	F	Reg	WS0500
00048278	HEATING & AC EQUIPMENT MECH	Oliphant,Victor	7/2/2012	F	12	10	70,324.80	0.15	10,548.72	2,489.50	0100	3002 3002	F	Reg	WS0500
00048278	HEATING & AC EQUIPMENT MECH	Oliphant,Victor	7/2/2012	F	12	10	70,324.80	0.3	21,097.44	4,979.00	0100	3010 3010	F	Reg	WS0500
00048281	Boiler Plant Operator	Minor,Antoine	10/6/2014	F	10	2	52,956.80	1	52,956.80	12,497.80	0100	3009 3009	F	Reg	WS0029
00048282	Carpenter Leader		V	9	0	41,970.00	0.4	16,788.00	3,961.97	0100	3009 3009	F	Reg	WS0520	



Dept. of General Services
 FY 2016 Position Listing
 As of February 12, 2016
 PeopleSoft Report Run Date: 2/12/16



00048282	Carpenter Leader		V	9	0	41,970.00	0.07	2,937.90	693.34	0100	3013	3013	F	Reg	WS0520		
00048282	Carpenter Leader		V	9	0	41,970.00	0.3	12,591.00	2,971.48	0100	3010	3010	F	Reg	WS0520		
00048282	Carpenter Leader		V	9	0	41,970.00	0.15	6,295.50	1,485.74	0100	3002	3002	F	Reg	WS0520		
00048282	Carpenter Leader		V	9	0	41,970.00	0.08	3,357.60	792.39	0100	3012	3012	F	Reg	WS0520		
00048283	PIPEFITTER/STEAMFITTER	Mosley Jr.,Joseph K		4/24/1993	F	12	10	70,324.80	0.07	4,922.74	1,161.77	0100	3013	3013	F	Reg	WS0500
00048283	PIPEFITTER/STEAMFITTER	Mosley Jr.,Joseph K		4/24/1993	F	12	10	70,324.80	0.15	10,548.72	2,489.50	0100	3002	3002	F	Reg	WS0500
00048283	PIPEFITTER/STEAMFITTER	Mosley Jr.,Joseph K		4/24/1993	F	12	10	70,324.80	0.3	21,097.44	4,979.00	0100	3010	3010	F	Reg	WS0500
00048283	PIPEFITTER/STEAMFITTER	Mosley Jr.,Joseph K		4/24/1993	F	12	10	70,324.80	0.08	5,625.98	1,327.73	0100	3012	3012	F	Reg	WS0500
00048283	PIPEFITTER/STEAMFITTER	Mosley Jr.,Joseph K		4/24/1993	F	12	10	70,324.80	0.4	28,129.92	6,638.66	0100	3009	3009	F	Reg	WS0500
00048284	BOILER PLANT OPERATOR SUPV	Lancaster,Robert W		9/24/2012	F	10	10	82,680.00	1	82,680.00	19,512.48	0100	3009	3009	F	Reg	WS0530
00048288	BOILER PLANT OPERATOR I	Miller,Reginald C		5/19/1969	F	15	10	79,456.00	0.4	31,782.40	7,500.65	0100	3012	3012	F	Reg	WS0500
00048288	BOILER PLANT OPERATOR I	Miller,Reginald C		5/19/1969	F	15	10	79,456.00	0.6	47,673.60	11,250.97	0100	3009	3009	F	Reg	WS0500
00048290	Maintenance Worker		V	5	0	30,596.80	1	30,596.80	7,220.84	0100	3010	3010	F	Reg	WS0500		
00048292	Boiler Plant Operator	Lawrence,Karamoko J		4/8/2013	F	10	10	67,267.20	0.4	26,906.88	6,350.02	0100	3010	3010	F	Reg	WS0029
00048292	Boiler Plant Operator	Lawrence,Karamoko J		4/8/2013	F	10	10	67,267.20	0.6	40,360.32	9,525.04	0100	3009	3009	F	Reg	WS0029
00048293	Boiler Plant Operator	Roy,John G		10/25/2010	F	10	10	67,267.20	1	67,267.20	15,875.06	0100	3002	3002	F	Reg	WS0029
00048295	ENGINEERING EQUIPMENT OPERATOR	Crosby,Douglas S		3/28/2011	F	10	10	64,147.20	0.07	4,490.30	1,059.71	0100	3013	3013	F	Reg	WS0500
00048295	ENGINEERING EQUIPMENT OPERATOR	Crosby,Douglas S		3/28/2011	F	10	10	64,147.20	0.4	25,658.88	6,055.50	0100	3010	3010	F	Reg	WS0500
00048295	ENGINEERING EQUIPMENT OPERATOR	Crosby,Douglas S		3/28/2011	F	10	10	64,147.20	0.08	5,131.78	1,211.10	0100	3012	3012	F	Reg	WS0500
00048295	ENGINEERING EQUIPMENT OPERATOR	Crosby,Douglas S		3/28/2011	F	10	10	64,147.20	0.3	19,244.16	4,541.62	0100	3009	3009	F	Reg	WS0500
00048295	ENGINEERING EQUIPMENT OPERATOR	Crosby,Douglas S		3/28/2011	F	10	10	64,147.20	0.15	9,622.08	2,270.81	0100	3002	3002	F	Reg	WS0500
00048296	Boiler Plant Operator	Edwards,T C		8/12/2013	F	10	10	67,267.20	0.5	33,633.60	7,937.53	0100	3002	3002	F	Reg	WS0029
00048296	Boiler Plant Operator	Edwards,T C		8/12/2013	F	10	10	67,267.20	0.5	33,633.60	7,937.53	0100	3009	3009	F	Reg	WS0029
00048298	PAINTER,LEADER		V	9	0	41,970.00	0.15	6,295.50	1,485.74	0100	3002	3002	F	Reg	WS0520		
00048298	PAINTER,LEADER		V	9	0	41,970.00	0.3	12,591.00	2,971.48	0100	3010	3010	F	Reg	WS0520		
00048298	PAINTER,LEADER		V	9	0	41,970.00	0.07	2,937.90	693.34	0100	3013	3013	F	Reg	WS0520		
00048298	PAINTER,LEADER		V	9	0	41,970.00	0.08	3,357.60	792.39	0100	3012	3012	F	Reg	WS0520		
00048298	PAINTER,LEADER		V	9	0	41,970.00	0.4	16,788.00	3,961.97	0100	3009	3009	F	Reg	WS0520		
00048300	HEATING & AC EQUIPMENT MECH		V	12	0	44,178.00	1	44,178.00	10,426.01	0100	3009	3009	F	Reg	WS0500		
00048301	CUSTODIAL WORKER SUPERVISOR	Lawrence,Paul R		9/3/1976	F	3	10	61,297.60	1	61,297.60	14,466.23	0100	3010	3010	F	Reg	WS0530
00048303	WAREHOUSE,LEADER	Edmonds,Lionel J		10/1/1980	F	6	10	56,596.80	1	56,596.80	13,356.84	0100	3002	3002	F	Reg	WS0520
00048304	BOILER PLANT OPERATOR SUPV	Beale Sr.,Haywood leo		12/30/2013	F	11	8	73,320.00	1	73,320.00	17,303.52	0100	3009	3009	F	Reg	WS0530
00048305	BUILDING SERVICES SUPV	Harlan,Reginald L		3/25/1986	F	10	10	82,680.00	1	82,680.00	19,512.48	0100	3009	3009	F	Reg	WS0530
00048307	BOILER PLANT OPERATOR I	Hall,Derrick M		9/23/1974	F	15	10	79,456.00	1	79,456.00	18,751.62	0100	3009	3009	F	Reg	WS0500
00048308	MAINTENANCE MECHANIC	Lancaster,James W		10/2/1994	F	9	10	61,027.20	0.4	24,410.88	5,760.97	0100	3009	3009	F	Reg	WS0500
00048308	MAINTENANCE MECHANIC	Lancaster,James W		10/2/1994	F	9	10	61,027.20	0.15	9,154.08	2,160.36	0100	3002	3002	F	Reg	WS0500
00048308	MAINTENANCE MECHANIC	Lancaster,James W		10/2/1994	F	9	10	61,027.20	0.3	18,308.16	4,320.73	0100	3010	3010	F	Reg	WS0500
00048308	MAINTENANCE MECHANIC	Lancaster,James W		10/2/1994	F	9	10	61,027.20	0.08	4,882.18	1,152.19	0100	3012	3012	F	Reg	WS0500
00048308	MAINTENANCE MECHANIC	Lancaster,James W		10/2/1994	F	9	10	61,027.20	0.07	4,271.90	1,008.17	0100	3013	3013	F	Reg	WS0500
00048309	Facilities Operations Manager		V	13	0	100,962.50	1	100,962.50	23,827.15	0100	3002	3002	F	Reg	DS0086		
00048311	ELECTRICIAN,LEADER	Davis,Wesley K		7/26/1991	F	10	10	70,324.80	0.08	5,625.98	1,327.73	0100	3012	3012	F	Reg	WS0520
00048311	ELECTRICIAN,LEADER	Davis,Wesley K		7/26/1991	F	10	10	70,324.80	0.3	21,097.44	4,979.00	0100	3010	3010	F	Reg	WS0520
00048311	ELECTRICIAN,LEADER	Davis,Wesley K		7/26/1991	F	10	10	70,324.80	0.4	28,129.92	6,638.66	0100	3009	3009	F	Reg	WS0520
00048311	ELECTRICIAN,LEADER	Davis,Wesley K		7/26/1991	F	10	10	70,324.80	0.07	4,922.74	1,161.77	0100	3013	3013	F	Reg	WS0520
00048311	ELECTRICIAN,LEADER	Davis,Wesley K		7/26/1991	F	10	10	70,324.80	0.15	10,548.72	2,489.50	0100	3002	3002	F	Reg	WS0520
00048313	BOILER PLANT OPERATOR I	Sykes,Christopher		5/29/1976	F	15	10	79,456.00	1	79,456.00	18,751.62	0100	3009	3009	F	Reg	WS0500
00048315	GEN MAINTENANCE REPAIRWKR	Mckenzie,Kevin D		8/29/1985	F	8	10	58,073.60	0.3	17,422.08	4,111.61	0100	3009	3009	F	Reg	WS0500
00048315	GEN MAINTENANCE REPAIRWKR	Mckenzie,Kevin D		8/29/1985	F	8	10	58,073.60	0.07	4,065.15	959.38	0100	3013	3013	F	Reg	WS0500
00048315	GEN MAINTENANCE REPAIRWKR	Mckenzie,Kevin D		8/29/1985	F	8	10	58,073.60	0.08	4,645.89	1,096.43	0100	3012	3012	F	Reg	WS0500
00048315	GEN MAINTENANCE REPAIRWKR	Mckenzie,Kevin D		8/29/1985	F	8	10	58,073.60	0.15	8,711.04	2,055.81	0101	3002	3002	F	Reg	WS0500
00048315	GEN MAINTENANCE REPAIRWKR	Mckenzie,Kevin D		8/29/1985	F	8	10	58,073.60	0.4	23,229.44	5,482.15	0100	3010	3010	F	Reg	WS0500
00048316	Boiler Plant Operator		V	9	0	48,651.20	1	48,651.20	11,481.68	0100	3010	3010	F	Reg	WS0029		
00048317	ELECTRICIAN	King Jr.,James A		12/4/1984	F	10	10	64,147.20	0.07	4,490.30	1,059.71	0100	3013	3013	F	Reg	WS0500
00048317	ELECTRICIAN	King Jr.,James A		12/4/1984	F	10	10	64,147.20	0.08	5,131.78	1,211.10	0100	3012	3012	F	Reg	WS0500



Dept. of General Services
 FY 2016 Position Listing
 As of February 12, 2016
 PeopleSoft Report Run Date: 2/12/16



00048317	ELECTRICIAN	King Jr.,James A	12/4/1984	F	10	10	64,147.20	0.15	9,622.08	2,270.81	0100	3002 3002	F	Reg	WS0500
00048317	ELECTRICIAN	King Jr.,James A	12/4/1984	F	10	10	64,147.20	0.4	25,658.88	6,055.50	0100	3009 3009	F	Reg	WS0500
00048317	ELECTRICIAN	King Jr.,James A	12/4/1984	F	10	10	64,147.20	0.3	19,244.16	4,541.62	0100	3010 3010	F	Reg	WS0500
00048318	PLUMBER	Graham,Jeffrey	6/17/1991	F	9	10	61,027.20	0.4	24,410.88	5,760.97	0100	3009 3009	F	Reg	WS0500
00048318	PLUMBER	Graham,Jeffrey	6/17/1991	F	9	10	61,027.20	0.3	18,308.16	4,320.73	0100	3010 3010	F	Reg	WS0500
00048318	PLUMBER	Graham,Jeffrey	6/17/1991	F	9	10	61,027.20	0.08	4,882.18	1,152.19	0100	3012 3012	F	Reg	WS0500
00048318	PLUMBER	Graham,Jeffrey	6/17/1991	F	9	10	61,027.20	0.15	9,154.08	2,160.36	0100	3002 3002	F	Reg	WS0500
00048318	PLUMBER	Graham,Jeffrey	6/17/1991	F	9	10	61,027.20	0.07	4,271.90	1,008.17	0100	3013 3013	F	Reg	WS0500
00048319	BOILER PLANT OPERATOR SUPV	Davis,Randolph	10/21/1984	F	11	10	84,718.40	0.33	27,957.07	6,597.87	0100	3010 3010	F	Reg	WS0530
00048319	BOILER PLANT OPERATOR SUPV	Davis,Randolph	10/21/1984	F	11	10	84,718.40	0.67	56,761.33	13,395.67	0100	3009 3009	F	Reg	WS0530
00048321	SUPPLY TECHNICIAN	Tolson,James	1/20/1998	F	7	10	54,974.40	0.07	3,848.21	908.18	0100	3013 3013	F	Reg	WS0500
00048321	SUPPLY TECHNICIAN	Tolson,James	1/20/1998	F	7	10	54,974.40	0.15	8,246.16	1,946.09	0100	3002 3002	F	Reg	WS0500
00048321	SUPPLY TECHNICIAN	Tolson,James	1/20/1998	F	7	10	54,974.40	0.3	16,492.32	3,892.19	0100	3010 3010	F	Reg	WS0500
00048321	SUPPLY TECHNICIAN	Tolson,James	1/20/1998	F	7	10	54,974.40	0.4	21,989.76	5,189.58	0100	3009 3009	F	Reg	WS0500
00048321	SUPPLY TECHNICIAN	Tolson,James	1/20/1998	F	7	10	54,974.40	0.4	4,397.95	1,037.92	0100	3012 3012	F	Reg	WS0500
00048324	BOILER PLANT OPERATOR I			V	15	0	49,937.00	0.5	24,968.50	5,892.57	0100	3009 3009	F	Reg	WS0500
00048324	BOILER PLANT OPERATOR I			V	15	0	49,937.00	0.33	16,479.21	3,889.09	0100	3013 3013	F	Reg	WS0500
00048324	BOILER PLANT OPERATOR I			V	15	0	49,937.00	0.17	8,489.29	2,003.47	0100	3002 3002	F	Reg	WS0500
00048325	PLUMBER	Washington,Thomas	3/26/1984	F	9	10	61,027.20	0.3	18,308.16	4,320.73	0100	3010 3010	F	Reg	WS0500
00048325	PLUMBER	Washington,Thomas	3/26/1984	F	9	10	61,027.20	0.4	24,410.88	5,760.97	0100	3009 3009	F	Reg	WS0500
00048325	PLUMBER	Washington,Thomas	3/26/1984	F	9	10	61,027.20	0.08	4,882.18	1,152.19	0100	3012 3012	F	Reg	WS0500
00048325	PLUMBER	Washington,Thomas	3/26/1984	F	9	10	61,027.20	0.07	4,271.90	1,008.17	0100	3013 3013	F	Reg	WS0500
00048325	PLUMBER	Washington,Thomas	3/26/1984	F	9	10	61,027.20	0.15	9,154.08	2,160.36	0100	3002 3002	F	Reg	WS0500
00048326	Boiler Plant Operator	Mattocks,Frankie L	10/13/2009	F	10	10	67,267.20	1	67,267.20	15,875.06	0100	3012 3012	F	Reg	WS0029
00048327	MAINTENANCE MECHANIC SUPV	Taylor,Charles F	7/26/1991	F	10	10	82,680.00	0.08	6,614.40	1,561.00	0100	3012 3012	F	Reg	WS0530
00048327	MAINTENANCE MECHANIC SUPV	Taylor,Charles F	7/26/1991	F	10	10	82,680.00	0.15	12,402.00	2,926.87	0100	3002 3002	F	Reg	WS0530
00048327	MAINTENANCE MECHANIC SUPV	Taylor,Charles F	7/26/1991	F	10	10	82,680.00	0.07	5,787.60	1,365.87	0100	3013 3013	F	Reg	WS0530
00048327	MAINTENANCE MECHANIC SUPV	Taylor,Charles F	7/26/1991	F	10	10	82,680.00	0.3	24,804.00	5,853.74	0100	3010 3010	F	Reg	WS0530
00048327	MAINTENANCE MECHANIC SUPV	Taylor,Charles F	7/26/1991	F	10	10	82,680.00	0.4	33,072.00	7,804.99	0100	3009 3009	F	Reg	WS0530
00048328	ELECTRICIAN	Isbell,Derrick D	8/3/1987	F	10	10	64,147.20	0.08	5,131.78	1,211.10	0100	3012 3012	F	Reg	WS0500
00048328	ELECTRICIAN	Isbell,Derrick D	8/3/1987	F	10	10	64,147.20	0.15	9,622.08	2,270.81	0100	3002 3002	F	Reg	WS0500
00048328	ELECTRICIAN	Isbell,Derrick D	8/3/1987	F	10	10	64,147.20	0.3	19,244.16	4,541.62	0100	3010 3010	F	Reg	WS0500
00048328	ELECTRICIAN	Isbell,Derrick D	8/3/1987	F	10	10	64,147.20	0.07	4,490.30	1,059.71	0100	3013 3013	F	Reg	WS0500
00048328	ELECTRICIAN	Isbell,Derrick D	8/3/1987	F	10	10	64,147.20	0.4	25,658.88	6,055.50	0100	3009 3009	F	Reg	WS0500
00048331	Boiler Plant Operator	Johnson,Esney	11/3/2014	F	10	9	65,478.40	1	65,478.40	15,452.90	0100	3009 3009	F	Reg	WS0029
00048332	BOILER PLANT OPERATOR SUPV			V	12	0	54,703.00	0.07	3,829.21	903.69	0100	3013 3013	F	Reg	WS0530
00048332	BOILER PLANT OPERATOR SUPV			V	12	0	54,703.00	0.3	16,410.90	3,872.97	0100	3009 3009	F	Reg	WS0530
00048332	BOILER PLANT OPERATOR SUPV			V	12	0	54,703.00	0.15	8,205.45	1,936.49	0100	3002 3002	F	Reg	WS0530
00048332	BOILER PLANT OPERATOR SUPV			V	12	0	54,703.00	0.08	4,376.24	1,032.79	0100	3012 3012	F	Reg	WS0530
00048332	BOILER PLANT OPERATOR SUPV			V	12	0	54,703.00	0.4	21,881.20	5,163.96	0100	3010 3010	F	Reg	WS0530
00048333	ELECTRONICS TECHNICIAN	Blaine,Randall H	10/28/1985	F	8	10	58,073.60	0.08	4,645.89	1,096.43	0100	3012 3012	F	Reg	WS0500
00048333	ELECTRONICS TECHNICIAN	Blaine,Randall H	10/28/1985	F	8	10	58,073.60	0.15	8,711.04	2,055.81	0100	3002 3002	F	Reg	WS0500
00048333	ELECTRONICS TECHNICIAN	Blaine,Randall H	10/28/1985	F	8	10	58,073.60	0.4	23,229.44	5,482.15	0100	3010 3010	F	Reg	WS0500
00048333	ELECTRONICS TECHNICIAN	Blaine,Randall H	10/28/1985	F	8	10	58,073.60	0.3	17,422.08	4,111.61	0100	3009 3009	F	Reg	WS0500
00048333	ELECTRONICS TECHNICIAN	Blaine,Randall H	10/28/1985	F	8	10	58,073.60	0.07	4,065.15	959.38	0100	3013 3013	F	Reg	WS0500
00048334	BOILER PLANT OPERATOR SUPV	Evans Jr.,Michael E	5/31/2009	F	11	10	84,718.40	1	84,718.40	19,993.54	0100	3009 3009	F	Reg	WS0530
00048335	Boiler Plant Operator	Rutherford,Anthony C	3/25/2013	F	9	10	64,001.60	0.86	55,041.38	12,989.76	0100	3013 3013	F	Reg	WS0029
00048335	Boiler Plant Operator	Rutherford,Anthony C	3/25/2013	F	9	10	64,001.60	0.14	8,960.22	2,114.61	0100	3002 3002	F	Reg	WS0029
00048337	BOILER PLANT OPERATOR I	Mims Sr.,Larry	3/26/1984	F	15	10	79,456.00	1	79,456.00	18,751.62	0100	3009 3009	F	Reg	WS0500
00048338	BLDG & GRDS MAINT WKR SUPV	Mcfadden,Tony	1/7/1991	F	5	10	67,516.80	1	67,516.80	15,933.96	0100	3010 3010	F	Reg	WS0530
00048339	Boiler Plant Operator	AREVALO,ALBA	2/21/2001	F	9	4	53,768.00	1	53,768.00	12,689.25	0100	3009 3009	F	Reg	WS0029
00048340	Custodian/School Maint. Worker			V	3	0	26,686.40	0.15	4,002.96	944.70	0100	3002 3002	F	Reg	WS0500
00048340	Custodian/School Maint. Worker			V	3	0	26,686.40	0.4	10,674.56	2,519.20	0100	3009 3009	F	Reg	WS0500
00048340	Custodian/School Maint. Worker			V	3	0	26,686.40	0.08	2,134.91	503.84	0100	3012 3012	F	Reg	WS0500



Dept. of General Services
 FY 2016 Position Listing
 As of February 12, 2016
 PeopleSoft Report Run Date: 2/12/16



00048340	Custodian/School Maint. Worker		V	3	0	26,686.40	0.07	1,868.05	440.86	0100	3013 3013	F	Reg	WS0500	
00048340	Custodian/School Maint. Worker		V	3	0	26,686.40	0.3	8,005.92	1,889.40	0100	3010 3010	F	Reg	WS0500	
00048341	Heating Ventilation & Air Cond	Hollman,Lonell	9/9/2013	F	11	10	67,267.20	0.15	10,090.08	2,381.26	0100	3002 3002	F	Reg	WS0500
00048341	Heating Ventilation & Air Cond	Hollman,Lonell	9/9/2013	F	11	10	67,267.20	0.3	20,180.16	4,762.52	0100	3009 3009	F	Reg	WS0500
00048341	Heating Ventilation & Air Cond	Hollman,Lonell	9/9/2013	F	11	10	67,267.20	0.4	26,906.88	6,350.02	0100	3010 3010	F	Reg	WS0500
00048341	Heating Ventilation & Air Cond	Hollman,Lonell	9/9/2013	F	11	10	67,267.20	0.08	5,381.38	1,270.00	0100	3012 3012	F	Reg	WS0500
00048341	Heating Ventilation & Air Cond	Hollman,Lonell	9/9/2013	F	11	10	67,267.20	0.07	4,708.70	1,111.25	0100	3013 3013	F	Reg	WS0500
00048342	BOILER PLANT OPERATOR I	Nelson Jr.,Harold L.	3/28/1970	F	15	10	79,456.00	1	79,456.00	18,751.62	0100	3009 3009	F	Reg	WS0500
00048343	BOILER PLANT OPERATOR I		V	15	0	49,937.00	1	49,937.00	11,785.13	0100	3009 3009	F	Reg	WS0500	
00048346	MASON	Mccullough,George Junior	4/9/1979	F	10	10	64,147.20	0.07	4,490.30	1,059.71	0100	3013 3013	F	Reg	WS0500
00048346	MASON	Mccullough,George Junior	4/9/1979	F	10	10	64,147.20	0.08	5,131.78	1,211.10	0100	3012 3012	F	Reg	WS0500
00048346	MASON	Mccullough,George Junior	4/9/1979	F	10	10	64,147.20	0.4	25,658.88	6,055.50	0100	3010 3010	F	Reg	WS0500
00048346	MASON	Mccullough,George Junior	4/9/1979	F	10	10	64,147.20	0.15	9,622.08	2,270.81	0100	3002 3002	F	Reg	WS0500
00048346	MASON	Mccullough,George Junior	4/9/1979	F	10	10	64,147.20	0.3	19,244.16	4,541.62	0100	3009 3009	F	Reg	WS0500
00048347	PLUMBER	Vernon,James T	1/8/1971	F	9	10	61,027.20	0.4	24,410.88	5,760.97	0100	3009 3009	F	Reg	WS0500
00048347	PLUMBER	Vernon,James T	1/8/1971	F	9	10	61,027.20	0.08	4,882.18	1,152.19	0100	3012 3012	F	Reg	WS0500
00048347	PLUMBER	Vernon,James T	1/8/1971	F	9	10	61,027.20	0.07	4,271.90	1,008.17	0100	3013 3013	F	Reg	WS0500
00048347	PLUMBER	Vernon,James T	1/8/1971	F	9	10	61,027.20	0.3	18,308.16	4,320.73	0100	3010 3010	F	Reg	WS0500
00048347	PLUMBER	Vernon,James T	1/8/1971	F	9	10	61,027.20	0.15	9,154.08	2,160.36	0100	3002 3002	F	Reg	WS0500
00048348	BOILER PLANT OPERATOR II	Makins,Pedro L	5/8/1975	F	11	10	67,267.20	1	67,267.20	15,875.06	0100	3010 3010	F	Reg	WS0500
00048349	Boiler Plant Operator		V	10	0	51,168.00	0.3	15,350.40	3,622.69	0100	3010 3010	F	Reg	WS0029	
00048349	Boiler Plant Operator		V	10	0	51,168.00	0.4	20,467.20	4,830.26	0100	3009 3009	F	Reg	WS0029	
00048349	Boiler Plant Operator		V	10	0	51,168.00	0.15	7,675.20	1,811.35	0100	3002 3002	F	Reg	WS0029	
00048349	Boiler Plant Operator		V	10	0	51,168.00	0.08	4,093.44	966.05	0100	3013 3013	F	Reg	WS0029	
00048349	Boiler Plant Operator		V	10	0	51,168.00	0.07	3,581.76	845.30	0100	3012 3012	F	Reg	WS0029	
00048354	BUILDING MGMT SPEC	Law,Tony A	11/3/2014	F	12	10	87,374.00	0.15	13,106.10	3,093.04	0100	3002 3002	F	Term	DS0087
00048354	BUILDING MGMT SPEC	Law,Tony A	11/3/2014	F	12	10	87,374.00	0.08	6,989.92	1,649.62	0100	3012 3012	F	Term	DS0087
00048354	BUILDING MGMT SPEC	Law,Tony A	11/3/2014	F	12	10	87,374.00	0.07	6,116.18	1,443.42	0100	3013 3013	F	Term	DS0087
00048354	BUILDING MGMT SPEC	Law,Tony A	11/3/2014	F	12	10	87,374.00	0.3	26,212.20	6,186.08	0100	3010 3010	F	Term	DS0087
00048354	BUILDING MGMT SPEC	Law,Tony A	11/3/2014	F	12	10	87,374.00	0.4	34,949.60	8,248.11	0100	3009 3009	F	Term	DS0087
00048355	GEN MAINTENANCE REPAIRLDR		V	9	0	41,970.00	0.4	16,788.00	3,961.97	0100	3009 3009	F	Reg	WS0520	
00048355	GEN MAINTENANCE REPAIRLDR		V	9	0	41,970.00	0.08	3,357.60	792.39	0100	3012 3012	F	Reg	WS0520	
00048355	GEN MAINTENANCE REPAIRLDR		V	9	0	41,970.00	0.3	12,591.00	2,971.48	0100	3010 3010	F	Reg	WS0520	
00048355	GEN MAINTENANCE REPAIRLDR		V	9	0	41,970.00	0.07	2,937.90	693.34	0100	3013 3013	F	Reg	WS0520	
00048355	GEN MAINTENANCE REPAIRLDR		V	9	0	41,970.00	0.15	6,295.50	1,485.74	0100	3002 3002	F	Reg	WS0520	
00048357	PLASTERER	Smith,Anthony T	6/5/1991	F	9	10	61,027.20	0.07	4,271.90	1,008.17	0100	3013 3013	F	Reg	WS0500
00048357	PLASTERER	Smith,Anthony T	6/5/1991	F	9	10	61,027.20	0.15	9,154.08	2,160.36	0100	3002 3002	F	Reg	WS0500
00048357	PLASTERER	Smith,Anthony T	6/5/1991	F	9	10	61,027.20	0.08	4,882.18	1,152.19	0100	3012 3012	F	Reg	WS0500
00048357	PLASTERER	Smith,Anthony T	6/5/1991	F	9	10	61,027.20	0.4	24,410.88	5,760.97	0100	3009 3009	F	Reg	WS0500
00048357	PLASTERER	Smith,Anthony T	6/5/1991	F	9	10	61,027.20	0.3	18,308.16	4,320.73	0100	3010 3010	F	Reg	WS0500
00048358	WORK ORDER VERIF SPEC (EH&S)	Gibson,Richard E	11/2/1987	F	11	5	62,291.00	0.1	6,229.10	1,470.07	0100	3002 3002	F	Reg	DS0087
00048358	WORK ORDER VERIF SPEC (EH&S)	Gibson,Richard E	11/2/1987	F	11	5	62,291.00	0.5	31,145.50	7,350.34	0100	3009 3009	F	Reg	DS0087
00048358	WORK ORDER VERIF SPEC (EH&S)	Gibson,Richard E	11/2/1987	F	11	5	62,291.00	0.3	18,687.30	4,410.20	0100	3010 3010	F	Reg	DS0087
00048358	WORK ORDER VERIF SPEC (EH&S)	Gibson,Richard E	11/2/1987	F	11	5	62,291.00	0.05	3,114.55	735.03	0100	3012 3012	F	Reg	DS0087
00048358	WORK ORDER VERIF SPEC (EH&S)	Gibson,Richard E	11/2/1987	F	11	5	62,291.00	0.05	3,114.55	735.03	0100	3013 3013	F	Reg	DS0087
00048359	SUPPLY TECHNICIAN		V	7	0	34,557.00	0.4	13,822.80	3,262.18	0100	3009 3009	F	Reg	WS0500	
00048359	SUPPLY TECHNICIAN		V	7	0	34,557.00	0.08	2,764.56	652.44	0100	3012 3012	F	Reg	WS0500	
00048359	SUPPLY TECHNICIAN		V	7	0	34,557.00	0.15	5,183.55	1,223.32	0100	3002 3002	F	Reg	WS0500	
00048359	SUPPLY TECHNICIAN		V	7	0	34,557.00	0.07	2,418.99	570.88	0100	3013 3013	F	Reg	WS0500	
00048359	SUPPLY TECHNICIAN		V	7	0	34,557.00	0.3	10,367.10	2,446.64	0100	3010 3010	F	Reg	WS0500	
00048360	BOILER PLANT OPERATOR SUPV	French,Kyle	12/13/1982	F	12	10	87,068.80	0.3	26,120.64	6,164.47	0100	3009 3009	F	Reg	WS0530
00048360	BOILER PLANT OPERATOR SUPV	French,Kyle	12/13/1982	F	12	10	87,068.80	0.4	34,827.52	8,219.29	0100	3010 3010	F	Reg	WS0530
00048360	BOILER PLANT OPERATOR SUPV	French,Kyle	12/13/1982	F	12	10	87,068.80	0.08	6,965.50	1,643.86	0100	3012 3012	F	Reg	WS0530
00048360	BOILER PLANT OPERATOR SUPV	French,Kyle	12/13/1982	F	12	10	87,068.80	0.15	13,060.32	3,082.24	0100	3002 3002	F	Reg	WS0530



Dept. of General Services
 FY 2016 Position Listing
 As of February 12, 2016
 PeopleSoft Report Run Date: 2/12/16



00048360	BOILER PLANT OPERATOR SUPV	French,Kyle	12/13/1982	F	12	10	87,068.80	0.07	6,094.82	1,438.38	0100	3013 3013	F	Reg	WS0530
00048362	BOILER PLANT OPERATOR SUPV	Watkins Jr.,David T	4/8/2013	F	11	10	84,718.40	1	84,718.40	19,993.54	0100	3002 3002	F	Reg	WS0530
00048363	PLUMBER	Rucker,Gary B	7/25/1994	F	9	10	61,027.20	0.4	24,410.88	5,760.97	0100	3009 3009	F	Reg	WS0500
00048363	PLUMBER	Rucker,Gary B	7/25/1994	F	9	10	61,027.20	0.3	18,308.16	4,320.73	0100	3010 3010	F	Reg	WS0500
00048363	PLUMBER	Rucker,Gary B	7/25/1994	F	9	10	61,027.20	0.08	4,882.18	1,152.19	0100	3012 3012	F	Reg	WS0500
00048363	PLUMBER	Rucker,Gary B	7/25/1994	F	9	10	61,027.20	0.07	4,271.90	1,008.17	0100	3013 3013	F	Reg	WS0500
00048363	PLUMBER	Rucker,Gary B	7/25/1994	F	9	10	61,027.20	0.15	9,154.08	2,160.36	0100	3002 3002	F	Reg	WS0500
00048365	Bldg & Grounds Maint Wrkr Supv			V	3	0	38,528.00	1	38,528.00	9,092.61	0100	3010 3010	F	Reg	WS0530
00048368	LOCKSMITH	Barr,Cleveland	3/5/1987	F	9	10	61,027.20	0.3	18,308.16	4,320.73	0100	3010 3010	F	Reg	WS0500
00048368	LOCKSMITH	Barr,Cleveland	3/5/1987	F	9	10	61,027.20	0.08	4,882.18	1,152.19	0100	3012 3012	F	Reg	WS0500
00048368	LOCKSMITH	Barr,Cleveland	3/5/1987	F	9	10	61,027.20	0.07	4,271.90	1,008.17	0100	3013 3013	F	Reg	WS0500
00048368	LOCKSMITH	Barr,Cleveland	3/5/1987	F	9	10	61,027.20	0.4	24,410.88	5,760.97	0100	3009 3009	F	Reg	WS0500
00048368	LOCKSMITH	Barr,Cleveland	3/5/1987	F	9	10	61,027.20	0.15	9,154.08	2,160.36	0100	3002 3002	F	Reg	WS0500
00048369	BOILER PLANT OPERATOR III	Emerson,Jonathan	6/20/1984	F	9	10	61,027.20	1	61,027.20	14,402.42	0100	3009 3009	F	Reg	WS0500
00048370	BOILER PLANT OPERATOR III	Turner,Wayne E	9/17/1979	F	9	10	61,027.20	1	61,027.20	14,402.42	0100	3010 3010	F	Reg	WS0500
00048371	BOILER PLANT OPERATOR I	Epps,Kenneth E	3/7/1994	F	15	10	79,456.00	1	79,456.00	18,751.62	0100	3009 3009	F	Reg	WS0500
00048372	BOILER PLANT OPERATOR I	Hubbard,Reginald	11/1/1995	F	15	10	79,456.00	0.25	19,864.00	4,687.90	0100	3013 3013	F	Reg	WS0500
00048372	BOILER PLANT OPERATOR I	Hubbard,Reginald	11/1/1995	F	15	10	79,456.00	0.75	59,592.00	14,063.71	0100	3009 3009	F	Reg	WS0500
00048374	INDUSTRIAL EQUIP MECHANIC	Saunders,Joseph D	5/27/1986	F	10	10	64,147.20	0.3	19,244.16	4,541.62	0100	3010 3010	F	Reg	WS0500
00048374	INDUSTRIAL EQUIP MECHANIC	Saunders,Joseph D	5/27/1986	F	10	10	64,147.20	0.15	9,622.08	2,270.81	0100	3002 3002	F	Reg	WS0500
00048374	INDUSTRIAL EQUIP MECHANIC	Saunders,Joseph D	5/27/1986	F	10	10	64,147.20	0.07	4,490.30	1,059.71	0100	3013 3013	F	Reg	WS0500
00048374	INDUSTRIAL EQUIP MECHANIC	Saunders,Joseph D	5/27/1986	F	10	10	64,147.20	0.08	5,131.78	1,211.10	0100	3012 3012	F	Reg	WS0500
00048374	INDUSTRIAL EQUIP MECHANIC	Saunders,Joseph D	5/27/1986	F	10	10	64,147.20	0.4	25,658.88	6,055.50	0100	3009 3009	F	Reg	WS0500
00048375	BOILER PLANT OPERATOR I	Carter,Darlene M	6/23/1997	F	15	10	79,456.00	1	79,456.00	18,751.62	0100	3009 3009	F	Reg	WS0500
00048377	BOILER PLANT OPERATOR I	Houston,Eric	4/12/1984	F	15	10	79,456.00	0.6	47,673.60	11,250.97	0100	3002 3002	F	Reg	WS0500
00048377	BOILER PLANT OPERATOR I	Houston,Eric	4/12/1984	F	15	10	79,456.00	0.4	31,782.40	7,500.65	0100	3010 3010	F	Reg	WS0500
00048379	ELECTRICIAN	Gordon,Robert A	7/10/1980	F	10	10	64,147.20	0.4	25,658.88	6,055.50	0100	3009 3009	F	Reg	WS0500
00048379	ELECTRICIAN	Gordon,Robert A	7/10/1980	F	10	10	64,147.20	0.07	4,490.30	1,059.71	0100	3013 3013	F	Reg	WS0500
00048379	ELECTRICIAN	Gordon,Robert A	7/10/1980	F	10	10	64,147.20	0.08	5,131.78	1,211.10	0100	3012 3012	F	Reg	WS0500
00048379	ELECTRICIAN	Gordon,Robert A	7/10/1980	F	10	10	64,147.20	0.15	9,622.08	2,270.81	0100	3002 3002	F	Reg	WS0500
00048379	ELECTRICIAN	Gordon,Robert A	7/10/1980	F	10	10	64,147.20	0.3	19,244.16	4,541.62	0100	3010 3010	F	Reg	WS0500
00048382	BOILER PLANT OPERATOR I	Agnew Jr.,John W	12/4/1967	F	15	10	79,456.00	1	79,456.00	18,751.62	0100	3009 3009	F	Reg	WS0500
00048383	PLASTERER	Reed,Carl M	7/26/1991	F	9	10	61,027.20	0.15	9,154.08	2,160.36	0100	3002 3002	F	Reg	WS0500
00048383	PLASTERER	Reed,Carl M	7/26/1991	F	9	10	61,027.20	0.08	4,882.18	1,152.19	0100	3012 3012	F	Reg	WS0500
00048383	PLASTERER	Reed,Carl M	7/26/1991	F	9	10	61,027.20	0.07	4,271.90	1,008.17	0100	3013 3013	F	Reg	WS0500
00048383	PLASTERER	Reed,Carl M	7/26/1991	F	9	10	61,027.20	0.3	18,308.16	4,320.73	0100	3010 3010	F	Reg	WS0500
00048383	PLASTERER	Reed,Carl M	7/26/1991	F	9	10	61,027.20	0.4	24,410.88	5,760.97	0100	3009 3009	F	Reg	WS0500
00048385	GEN MAINTENANCE REPAIRWKR	Harley,Thomas M	5/1/1992	F	7	10	54,974.40	1	54,974.40	12,973.96	0100	3010 3010	F	Reg	WS0500
00048388	AIR CONDITION MECH FORMAN			V	12	0	44,178.00	0.08	3,534.24	834.08	0100	3013 3013	F	Reg	WS0500
00048388	AIR CONDITION MECH FORMAN			V	12	0	44,178.00	0.07	3,092.46	729.82	0100	3012 3012	F	Reg	WS0500
00048388	AIR CONDITION MECH FORMAN			V	12	0	44,178.00	0.3	13,253.40	3,127.80	0100	3010 3010	F	Reg	WS0500
00048388	AIR CONDITION MECH FORMAN			V	12	0	44,178.00	0.15	6,626.70	1,563.90	0100	3002 3002	F	Reg	WS0500
00048388	AIR CONDITION MECH FORMAN			V	12	0	44,178.00	0.4	17,671.20	4,170.40	0100	3009 3009	F	Reg	WS0500
00048389	Boiler Plant Operator	Santos,Jose Vladimir	12/30/2013	F	10	10	67,267.20	1	67,267.20	15,875.06	0100	3009 3009	F	Reg	WS0029
00048390	BOILER PLANT OPERATOR III	Culler,Derrick K	10/26/2009	F	9	10	61,027.20	1	61,027.20	14,402.42	0100	3010 3010	F	Reg	WS0500
00048391	CUSTODIAN / SCHOOL MAINT WKR	Moore,Teoni B	4/13/2015	F	3	3	29,619.20	1	29,619.20	6,990.13	0100	3010 3010	F	Term	WS0500
00048392	GEN MAINTENANCE REPAIRWKR	Craven,John S	3/20/1981	F	7	10	54,974.40	0.08	4,397.95	1,037.92	0100	3012 3012	F	Reg	WS0500
00048392	GEN MAINTENANCE REPAIRWKR	Craven,John S	3/20/1981	F	7	10	54,974.40	0.3	16,492.32	3,892.19	0100	3010 3010	F	Reg	WS0500
00048392	GEN MAINTENANCE REPAIRWKR	Craven,John S	3/20/1981	F	7	10	54,974.40	0.07	3,848.21	908.18	0100	3013 3013	F	Reg	WS0500
00048392	GEN MAINTENANCE REPAIRWKR	Craven,John S	3/20/1981	F	7	10	54,974.40	0.15	8,246.16	1,946.09	0100	3002 3002	F	Reg	WS0500
00048392	GEN MAINTENANCE REPAIRWKR	Craven,John S	3/20/1981	F	7	10	54,974.40	0.4	21,989.76	5,189.58	0100	3009 3009	F	Reg	WS0500
00048393	BOILER PLANT OPERATOR SUPV	Pickett,Thomas E	6/25/2007	F	12	10	87,068.80	0.3	26,120.64	6,164.47	0100	3009 3009	F	Reg	WS0530
00048393	BOILER PLANT OPERATOR SUPV	Pickett,Thomas E	6/25/2007	F	12	10	87,068.80	0.4	34,827.52	8,219.29	0100	3010 3010	F	Reg	WS0530
00048393	BOILER PLANT OPERATOR SUPV	Pickett,Thomas E	6/25/2007	F	12	10	87,068.80	0.07	6,094.82	1,438.38	0100	3013 3013	F	Reg	WS0530



Dept. of General Services
 FY 2016 Position Listing
 As of February 12, 2016
 PeopleSoft Report Run Date: 2/12/16



00048393	BOILER PLANT OPERATOR SUPV	Pickett,Thomas E	6/25/2007	F	12	10	87,068.80	0.08	6,965.50	1,643.86	0100	3012 3012	F	Reg	WS0530
00048393	BOILER PLANT OPERATOR SUPV	Pickett,Thomas E	6/25/2007	F	12	10	87,068.80	0.15	13,060.32	3,082.24	0100	3002 3002	F	Reg	WS0530
00048394	MAINTENANCE MECHANIC	Dixon,Derrick	8/27/2012	F	9	10	61,027.20	0.08	4,882.18	1,152.19	0100	3012 3012	F	Reg	WS0500
00048394	MAINTENANCE MECHANIC	Dixon,Derrick	8/27/2012	F	9	10	61,027.20	0.07	4,271.90	1,008.17	0100	3013 3013	F	Reg	WS0500
00048394	MAINTENANCE MECHANIC	Dixon,Derrick	8/27/2012	F	9	10	61,027.20	0.3	18,308.16	4,320.73	0100	3010 3010	F	Reg	WS0500
00048394	MAINTENANCE MECHANIC	Dixon,Derrick	8/27/2012	F	9	10	61,027.20	0.15	9,154.08	2,160.36	0100	3002 3002	F	Reg	WS0500
00048394	MAINTENANCE MECHANIC	Dixon,Derrick	8/27/2012	F	9	10	61,027.20	0.4	24,410.88	5,760.97	0100	3009 3009	F	Reg	WS0500
00048395	BOILER PLANT OPERATOR II	Solomon,Gloria V	12/3/1976	F	11	10	67,267.20	0.5	33,633.60	7,937.53	0100	3009 3009	F	Reg	WS0500
00048395	BOILER PLANT OPERATOR II	Solomon,Gloria V	12/3/1976	F	11	10	67,267.20	0.5	33,633.60	7,937.53	0100	3002 3002	F	Reg	WS0500
00048397	BOILER PLANT OPERATOR II	Goldring,Melvin W	8/10/1970	F	11	10	67,267.20	1	67,267.20	15,875.06	0100	3009 3009	F	Reg	WS0500
00048398	BOILER PLANT OPERATOR I	Pegram,Reginald B	1/4/1982	F	15	9	73,569.60	1	73,569.60	17,362.43	0100	3009 3009	F	Reg	WS0500
00048401	CARPENTER	Bryant,Gregory M	8/29/1983	F	9	10	61,027.20	0.07	4,271.90	1,008.17	0100	3013 3013	F	Reg	WS0500
00048401	CARPENTER	Bryant,Gregory M	8/29/1983	F	9	10	61,027.20	0.08	4,882.18	1,152.19	0100	3012 3012	F	Reg	WS0500
00048401	CARPENTER	Bryant,Gregory M	8/29/1983	F	9	10	61,027.20	0.15	9,154.08	2,160.36	0100	3002 3002	F	Reg	WS0500
00048401	CARPENTER	Bryant,Gregory M	8/29/1983	F	9	10	61,027.20	0.4	24,410.88	5,760.97	0100	3009 3009	F	Reg	WS0500
00048401	CARPENTER	Bryant,Gregory M	8/29/1983	F	9	10	61,027.20	0.3	18,308.16	4,320.73	0100	3010 3010	F	Reg	WS0500
00048403	Boiler Plant Operator Worker	Hathaway,Sean	6/4/2012	F	7	10	57,595.20	1	57,595.20	13,592.47	0100	3009 3009	F	Reg	WS0029
00048405	BOILER PLANT OPERATOR I	Andrews,Albert	2/22/1994	F	15	10	79,456.00	0.75	59,592.00	14,063.71	0100	3009 3009	F	Reg	WS0500
00048405	BOILER PLANT OPERATOR I	Andrews,Albert	2/22/1994	F	15	10	79,456.00	0.25	19,864.00	4,687.90	0100	3010 3010	F	Reg	WS0500
00048406	ELECTRICIAN	Thweatt,Michael A	4/8/1991	F	10	10	64,147.20	0.15	9,622.08	2,270.81	0100	3002 3002	F	Reg	WS0500
00048406	ELECTRICIAN	Thweatt,Michael A	4/8/1991	F	10	10	64,147.20	0.4	25,658.88	6,055.50	0100	3009 3009	F	Reg	WS0500
00048406	ELECTRICIAN	Thweatt,Michael A	4/8/1991	F	10	10	64,147.20	0.08	5,131.78	1,211.10	0100	3012 3012	F	Reg	WS0500
00048406	ELECTRICIAN	Thweatt,Michael A	4/8/1991	F	10	10	64,147.20	0.3	19,244.16	4,541.62	0100	3010 3010	F	Reg	WS0500
00048406	ELECTRICIAN	Thweatt,Michael A	4/8/1991	F	10	10	64,147.20	0.07	4,490.30	1,059.71	0100	3013 3013	F	Reg	WS0500
00048407	CUSTODIAN / SCHOOL MAINT WKR	Crews,Joseph L	3/25/2013	F	3	4	30,804.80	1	30,804.80	7,269.93	0100	3010 3010	F	Term	WS0500
00048408	Boiler Plant Operator	Jackson,Charles William	11/5/2012	F	10	10	67,267.20	0.5	33,633.60	7,937.53	0100	3009 3009	F	Reg	WS0029
00048408	Boiler Plant Operator	Jackson,Charles William	11/5/2012	F	10	10	67,267.20	0.5	33,633.60	7,937.53	0100	3010 3010	F	Reg	WS0029
00048409	BOILER PLANT OPERATOR I	Anderson,Eric A	8/2/1979	F	15	9	73,569.60	1	73,569.60	17,362.43	0100	3009 3009	F	Reg	WS0500
00048411	PIPEFITTER, LEADER	Nelson,Benjamin	5/28/1985	F	12	10	77,022.40	0.3	23,106.72	5,453.19	0100	3010 3010	F	Reg	WS0520
00048411	PIPEFITTER, LEADER	Nelson,Benjamin	5/28/1985	F	12	10	77,022.40	0.08	6,161.79	1,454.18	0100	3012 3012	F	Reg	WS0520
00048411	PIPEFITTER, LEADER	Nelson,Benjamin	5/28/1985	F	12	10	77,022.40	0.15	11,553.36	2,726.59	0100	3002 3002	F	Reg	WS0520
00048411	PIPEFITTER, LEADER	Nelson,Benjamin	5/28/1985	F	12	10	77,022.40	0.4	30,808.96	7,270.91	0100	3009 3009	F	Reg	WS0520
00048411	PIPEFITTER, LEADER	Nelson,Benjamin	5/28/1985	F	12	10	77,022.40	0.07	5,391.57	1,272.41	0100	3013 3013	F	Reg	WS0520
00048412	BOILER PLANT OPERATOR SUPV	Barksdale,Rufus S	11/6/1989	F	12	10	87,068.80	0.15	13,060.32	3,082.24	0100	3002 3002	F	Reg	WS0530
00048412	BOILER PLANT OPERATOR SUPV	Barksdale,Rufus S	11/6/1989	F	12	10	87,068.80	0.07	6,094.82	1,438.38	0100	3013 3013	F	Reg	WS0530
00048412	BOILER PLANT OPERATOR SUPV	Barksdale,Rufus S	11/6/1989	F	12	10	87,068.80	0.08	6,965.50	1,643.86	0100	3012 3012	F	Reg	WS0530
00048412	BOILER PLANT OPERATOR SUPV	Barksdale,Rufus S	11/6/1989	F	12	10	87,068.80	0.4	34,827.52	8,219.29	0100	3010 3010	F	Reg	WS0530
00048412	BOILER PLANT OPERATOR SUPV	Barksdale,Rufus S	11/6/1989	F	12	10	87,068.80	0.3	26,120.64	6,164.47	0100	3009 3009	F	Reg	WS0530
00048413	ELECTRICIAN	Lewis,Alonzo B	7/16/1991	F	10	10	64,147.20	0.4	25,658.88	6,055.50	0100	3009 3009	F	Reg	WS0500
00048413	ELECTRICIAN	Lewis,Alonzo B	7/16/1991	F	10	10	64,147.20	0.15	9,622.08	2,270.81	0100	3002 3002	F	Reg	WS0500
00048413	ELECTRICIAN	Lewis,Alonzo B	7/16/1991	F	10	10	64,147.20	0.08	5,131.78	1,211.10	0100	3012 3012	F	Reg	WS0500
00048413	ELECTRICIAN	Lewis,Alonzo B	7/16/1991	F	10	10	64,147.20	0.07	4,490.30	1,059.71	0100	3013 3013	F	Reg	WS0500
00048413	ELECTRICIAN	Lewis,Alonzo B	7/16/1991	F	10	10	64,147.20	0.3	19,244.16	4,541.62	0100	3010 3010	F	Reg	WS0500
00048415	BOILER PLANT OPERATOR I	Simmons,Vincent J	11/13/1989	F	15	10	79,456.00	1	79,456.00	18,751.62	0100	3009 3009	F	Reg	WS0500
00048416	BOILER PLANT OPERATOR I	Perrier,Vincent	8/21/2006	F	15	10	79,456.00	1	79,456.00	18,751.62	0100	3009 3009	F	Reg	WS0500
00048417	SERVICE CENTER REP	Flood,Michael J	2/14/2005	F	7	10	48,995.00	1	48,995.00	11,562.82	0101	3002 3002	F	Reg	ED0802
00048419	BOILER PLANT OPERATOR I	Gantt,Malcolm	8/25/1999	F	15	8	68,785.60	0.25	17,196.40	4,058.35	0100	3012 3012	F	Reg	WS0500
00048419	BOILER PLANT OPERATOR I	Gantt,Malcolm	8/25/1999	F	15	8	68,785.60	0.75	51,589.20	12,175.05	0100	3009 3009	F	Reg	WS0500
00048421	BOILER PLANT OPERATOR I	Barksdale,Robert	2/1/1996	F	15	6	62,171.20	1	62,171.20	14,672.40	0100	3009 3009	F	Reg	WS0500
00048422	PIPEFITTER/STEAMFITTER	Washington,Calvin W	5/9/1992	F	12	10	70,324.80	0.4	28,129.92	6,638.66	0100	3009 3009	F	Reg	WS0500
00048422	PIPEFITTER/STEAMFITTER	Washington,Calvin W	5/9/1992	F	12	10	70,324.80	0.15	10,548.72	2,489.50	0100	3002 3002	F	Reg	WS0500
00048422	PIPEFITTER/STEAMFITTER	Washington,Calvin W	5/9/1992	F	12	10	70,324.80	0.3	21,097.44	4,979.00	0100	3010 3010	F	Reg	WS0500
00048422	PIPEFITTER/STEAMFITTER	Washington,Calvin W	5/9/1992	F	12	10	70,324.80	0.08	5,625.98	1,327.73	0100	3012 3012	F	Reg	WS0500
00048422	PIPEFITTER/STEAMFITTER	Washington,Calvin W	5/9/1992	F	12	10	70,324.80	0.07	4,922.74	1,161.77	0100	3013 3013	F	Reg	WS0500



Dept. of General Services
 FY 2016 Position Listing
 As of February 12, 2016
 PeopleSoft Report Run Date: 2/12/16



00048424	BOILER PLANT OPERATOR I	Height,Vincent M	7/23/2006	F	15	10	79,456.00	1	79,456.00	18,751.62	0100	3009	3009	F	Reg	WS0500
00048426	Assistant Maintenance Services			V	14	0	78,760.00	1	78,760.00	18,587.36	0100	3002	3002	F	Reg	DS0020
00048432	BLDG & GRDS MAINT WKR SUPV	Brady,Jeffery	4/17/1991	F	3	10	61,297.60	1	61,297.60	14,466.23	0100	3010	3010	F	Reg	WS0530
00048433	INDUSTRIAL EQUIP MECHANIC	May,Preston	11/7/1988	F	10	10	64,147.20	0.4	25,658.88	6,055.50	0100	3009	3009	F	Reg	WS0500
00048433	INDUSTRIAL EQUIP MECHANIC	May,Preston	11/7/1988	F	10	10	64,147.20	0.07	4,490.30	1,059.71	0100	3013	3013	F	Reg	WS0500
00048433	INDUSTRIAL EQUIP MECHANIC	May,Preston	11/7/1988	F	10	10	64,147.20	0.3	19,244.16	4,541.62	0100	3010	3010	F	Reg	WS0500
00048433	INDUSTRIAL EQUIP MECHANIC	May,Preston	11/7/1988	F	10	10	64,147.20	0.08	5,131.78	1,211.10	0100	3012	3012	F	Reg	WS0500
00048433	INDUSTRIAL EQUIP MECHANIC	May,Preston	11/7/1988	F	10	10	64,147.20	0.15	9,622.08	2,270.81	0100	3002	3002	F	Reg	WS0500
00048435	BOILER PLANT OPERATOR III	Curry,Robert	2/8/1977	F	9	10	61,027.20	1	61,027.20	14,402.42	0100	3009	3009	F	Reg	WS0500
00048437	GEN MAINTENANCE REPAIRWKR	Gale,Darryl M	2/8/1990	F	8	10	58,073.60	0.07	4,065.15	959.38	0100	3013	3013	F	Reg	WS0500
00048437	GEN MAINTENANCE REPAIRWKR	Gale,Darryl M	2/8/1990	F	8	10	58,073.60	0.4	23,229.44	5,482.15	0100	3010	3010	F	Reg	WS0500
00048437	GEN MAINTENANCE REPAIRWKR	Gale,Darryl M	2/8/1990	F	8	10	58,073.60	0.15	8,711.04	2,055.81	0100	3002	3002	F	Reg	WS0500
00048437	GEN MAINTENANCE REPAIRWKR	Gale,Darryl M	2/8/1990	F	8	10	58,073.60	0.08	4,645.89	1,096.43	0100	3012	3012	F	Reg	WS0500
00048437	GEN MAINTENANCE REPAIRWKR	Gale,Darryl M	2/8/1990	F	8	10	58,073.60	0.3	17,422.08	4,111.61	0100	3009	3009	F	Reg	WS0500
00048442	CUSTODIAN / SCHOOL MAINT WKR	Jenkins,Neal	10/21/2013	F	3	5	31,928.00	1	31,928.00	7,535.01	0100	3010	3010	F	Term	WS0500
00048444	Plumber			V	9	0	38,374.00	0.15	5,756.10	1,358.44	0100	3002	3002	F	Reg	WS0500
00048444	Plumber			V	9	0	38,374.00	0.07	2,686.18	633.94	0100	3013	3013	F	Reg	WS0500
00048444	Plumber			V	9	0	38,374.00	0.08	3,069.92	724.50	0100	3012	3012	F	Reg	WS0500
00048444	Plumber			V	9	0	38,374.00	0.4	15,349.60	3,622.51	0100	3009	3009	F	Reg	WS0500
00048444	Plumber			V	9	0	38,374.00	0.3	11,512.20	2,716.88	0100	3010	3010	F	Reg	WS0500
00048445	CUSTODIAN / SCHOOL MAINT WKR	Williams,Bruce L	9/23/2013	F	3	5	31,928.00	1	31,928.00	7,535.01	0100	3010	3010	F	Term	WS0500
00048446	Custodian/School Maint. Worker	Battle,Lonell	9/23/2013	F	3	3	29,619.20	1	29,619.20	6,990.13	0100	3010	3010	F	Term	WS0500
00048447	CUSTODIAN / SCHOOL MAINT WKR	Clark,Tracey	2/24/2014	F	3	2	28,600.00	1	28,600.00	6,749.60	0100	3010	3010	F	Term	WS0500
00048452	Maintenance Mechanic	Cole,Samuel A	5/21/2012	F	9	4	53,768.00	0.15	8,065.20	1,903.39	0100	3002	3002	F	Reg	WS0029
00048452	Maintenance Mechanic	Cole,Samuel A	5/21/2012	F	9	4	53,768.00	0.07	3,763.76	888.25	0100	3013	3013	F	Reg	WS0029
00048452	Maintenance Mechanic	Cole,Samuel A	5/21/2012	F	9	4	53,768.00	0.3	16,130.40	3,806.77	0100	3010	3010	F	Reg	WS0029
00048452	Maintenance Mechanic	Cole,Samuel A	5/21/2012	F	9	4	53,768.00	0.08	4,301.44	1,015.14	0100	3012	3012	F	Reg	WS0029
00048452	Maintenance Mechanic	Cole,Samuel A	5/21/2012	F	9	4	53,768.00	0.4	21,507.20	5,075.70	0100	3009	3009	F	Reg	WS0029
00048456	BOILER PLANT OPERATOR I	Lucas,Vondell	1/21/1986	F	15	10	79,456.00	1	79,456.00	18,751.62	0100	3009	3009	F	Reg	WS0500
00048457	CUSTODIAN / SCHOOL MAINT WKR	Williams,Lionel	7/16/2012	F	3	4	30,804.80	1	30,804.80	7,269.93	0100	3010	3010	F	Reg	WS0500
00048459	BOILER PLANT OPERATOR SUPV	Mayo,Robin	3/20/2011	F	12	8	75,316.80	0.08	6,025.34	1,421.98	0100	3012	3012	F	Reg	WS0530
00048459	BOILER PLANT OPERATOR SUPV	Mayo,Robin	3/20/2011	F	12	8	75,316.80	0.4	30,126.72	7,109.91	0100	3010	3010	F	Reg	WS0530
00048459	BOILER PLANT OPERATOR SUPV	Mayo,Robin	3/20/2011	F	12	8	75,316.80	0.07	5,272.18	1,244.23	0100	3013	3013	F	Reg	WS0530
00048459	BOILER PLANT OPERATOR SUPV	Mayo,Robin	3/20/2011	F	12	8	75,316.80	0.15	11,297.52	2,666.21	0100	3002	3002	F	Reg	WS0530
00048459	BOILER PLANT OPERATOR SUPV	Mayo,Robin	3/20/2011	F	12	8	75,316.80	0.3	22,595.04	5,332.43	0100	3009	3009	F	Reg	WS0530
00048460	INDUSTRIAL EQUIP MECHANIC	Barnes,Willie	4/5/2001	F	10	8	55,494.40	0.4	22,197.76	5,238.67	0100	3009	3009	F	Reg	WS0500
00048460	INDUSTRIAL EQUIP MECHANIC	Barnes,Willie	4/5/2001	F	10	8	55,494.40	0.3	16,648.32	3,929.00	0100	3010	3010	F	Reg	WS0500
00048460	INDUSTRIAL EQUIP MECHANIC	Barnes,Willie	4/5/2001	F	10	8	55,494.40	0.08	4,439.55	1,047.73	0100	3012	3012	F	Reg	WS0500
00048460	INDUSTRIAL EQUIP MECHANIC	Barnes,Willie	4/5/2001	F	10	8	55,494.40	0.07	3,884.61	916.77	0100	3013	3013	F	Reg	WS0500
00048460	INDUSTRIAL EQUIP MECHANIC	Barnes,Willie	4/5/2001	F	10	8	55,494.40	0.15	8,324.16	1,964.50	0100	3002	3002	F	Reg	WS0500
00048461	PLUMBER, LEADER	Brooking,Thomas	3/9/2001	F	12	10	77,022.40	0.4	30,808.96	7,270.91	0100	3009	3009	F	Reg	WS0520
00048461	PLUMBER, LEADER	Brooking,Thomas	3/9/2001	F	12	10	77,022.40	0.3	23,106.72	5,453.19	0100	3010	3010	F	Reg	WS0520
00048461	PLUMBER, LEADER	Brooking,Thomas	3/9/2001	F	12	10	77,022.40	0.08	6,161.79	1,454.18	0100	3012	3012	F	Reg	WS0520
00048461	PLUMBER, LEADER	Brooking,Thomas	3/9/2001	F	12	10	77,022.40	0.07	5,391.57	1,272.41	0100	3013	3013	F	Reg	WS0520
00048461	PLUMBER, LEADER	Brooking,Thomas	3/9/2001	F	12	10	77,022.40	0.15	11,553.36	2,726.59	0100	3002	3002	F	Reg	WS0520
00048462	ELECTRICAL WORKER	Johnson,Elzia	6/18/2001	F	8	8	50,232.00	0.07	3,516.24	829.83	0100	3013	3013	F	Reg	WS0500
00048462	ELECTRICAL WORKER	Johnson,Elzia	6/18/2001	F	8	8	50,232.00	0.3	15,069.60	3,556.43	0100	3010	3010	F	Reg	WS0500
00048462	ELECTRICAL WORKER	Johnson,Elzia	6/18/2001	F	8	8	50,232.00	0.4	20,092.80	4,741.90	0100	3009	3009	F	Reg	WS0500
00048462	ELECTRICAL WORKER	Johnson,Elzia	6/18/2001	F	8	8	50,232.00	0.15	7,534.80	1,778.21	0100	3002	3002	F	Reg	WS0500
00048462	ELECTRICAL WORKER	Johnson,Elzia	6/18/2001	F	8	8	50,232.00	0.08	4,018.56	948.38	0100	3012	3012	F	Reg	WS0500
00048463	INDUSTRIAL EQUIP MECHANIC	Calhoun,Dylan	3/26/2001	F	10	8	55,494.40	0.07	3,884.61	916.77	0100	3013	3013	F	Reg	WS0500
00048463	INDUSTRIAL EQUIP MECHANIC	Calhoun,Dylan	3/26/2001	F	10	8	55,494.40	0.3	16,648.32	3,929.00	0100	3010	3010	F	Reg	WS0500
00048463	INDUSTRIAL EQUIP MECHANIC	Calhoun,Dylan	3/26/2001	F	10	8	55,494.40	0.08	4,439.55	1,047.73	0100	3012	3012	F	Reg	WS0500
00048463	INDUSTRIAL EQUIP MECHANIC	Calhoun,Dylan	3/26/2001	F	10	8	55,494.40	0.4	22,197.76	5,238.67	0100	3009	3009	F	Reg	WS0500



Dept. of General Services
 FY 2016 Position Listing
 As of February 12, 2016
 PeopleSoft Report Run Date: 2/12/16



00048463	INDUSTRIAL EQUIP MECHANIC	Calhoun,Dylan	3/26/2001	F	10	8	55,494.40	0.15	8,324.16	1,964.50	0100	3002 3002	F	Reg	WS0500
00048464	BUILDING SERVICES SUPV	Marin,Hugo F	10/1/1993	F	10	9	76,564.80	0.08	6,125.18	1,445.54	0100	3012 3012	F	Reg	WS0530
00048464	BUILDING SERVICES SUPV	Marin,Hugo F	10/1/1993	F	10	9	76,564.80	0.07	5,359.54	1,264.85	0100	3013 3013	F	Reg	WS0530
00048464	BUILDING SERVICES SUPV	Marin,Hugo F	10/1/1993	F	10	9	76,564.80	0.15	11,484.72	2,710.39	0100	3002 3002	F	Reg	WS0530
00048464	BUILDING SERVICES SUPV	Marin,Hugo F	10/1/1993	F	10	9	76,564.80	0.3	22,969.44	5,420.79	0100	3009 3009	F	Reg	WS0530
00048464	BUILDING SERVICES SUPV	Marin,Hugo F	10/1/1993	F	10	9	76,564.80	0.4	30,625.92	7,227.72	0100	3010 3010	F	Reg	WS0530
00048465	BOILER PLANT OPERATOR I	Judd Jr.,Rufus M	11/22/1975	F	15	10	79,456.00	0.5	39,728.00	9,375.81	0100	3009 3009	F	Reg	WS0500
00048465	BOILER PLANT OPERATOR I	Judd Jr.,Rufus M	11/22/1975	F	15	10	79,456.00	0.5	39,728.00	9,375.81	0100	3002 3002	F	Reg	WS0500
00048466	PIPEFITTER/STEAMFITTER	Payne,Craig A	3/9/1983	F	12	10	70,324.80	0.07	4,922.74	1,161.77	0100	3013 3013	F	Reg	WS0500
00048466	PIPEFITTER/STEAMFITTER	Payne,Craig A	3/9/1983	F	12	10	70,324.80	0.08	5,625.98	1,327.73	0100	3012 3012	F	Reg	WS0500
00048466	PIPEFITTER/STEAMFITTER	Payne,Craig A	3/9/1983	F	12	10	70,324.80	0.3	21,097.44	4,979.00	0100	3010 3010	F	Reg	WS0500
00048466	PIPEFITTER/STEAMFITTER	Payne,Craig A	3/9/1983	F	12	10	70,324.80	0.4	28,129.92	6,638.66	0100	3009 3009	F	Reg	WS0500
00048466	PIPEFITTER/STEAMFITTER	Payne,Craig A	3/9/1983	F	12	10	70,324.80	0.15	10,548.72	2,489.50	0100	3002 3002	F	Reg	WS0500
00048467	PLUMBER	Thomas,Kenneth	3/25/2002	F	9	10	61,027.20	0.4	24,410.88	5,760.97	0100	3009 3009	F	Reg	WS0500
00048467	PLUMBER	Thomas,Kenneth	3/25/2002	F	9	10	61,027.20	0.15	9,154.08	2,160.36	0100	3002 3002	F	Reg	WS0500
00048467	PLUMBER	Thomas,Kenneth	3/25/2002	F	9	10	61,027.20	0.3	18,308.16	4,320.73	0100	3010 3010	F	Reg	WS0500
00048467	PLUMBER	Thomas,Kenneth	3/25/2002	F	9	10	61,027.20	0.07	4,271.90	1,008.17	0100	3013 3013	F	Reg	WS0500
00048467	PLUMBER	Thomas,Kenneth	3/25/2002	F	9	10	61,027.20	0.08	4,882.18	1,152.19	0100	3012 3012	F	Reg	WS0500
00048472	Facilities Operations Manager			V	14	0	116,107.00	1	116,107.00	27,401.25	0100	3002 3002	F	Reg	DS0086
00048474	Building Manager			V	13	0	66,649.00	1	66,649.00	15,729.16	0100	3002 3002	F	Reg	DS0020
00048476	ELECTRONIC TECHNICIAN	Burnett,Michael T	5/2/1988	F	12	8	66,622.40	0.3	19,986.72	4,716.87	0100	3010 3010	F	Reg	WS0520
00048476	ELECTRONIC TECHNICIAN	Burnett,Michael T	5/2/1988	F	12	8	66,622.40	0.08	5,329.79	1,257.83	0100	3012 3012	F	Reg	WS0520
00048476	ELECTRONIC TECHNICIAN	Burnett,Michael T	5/2/1988	F	12	8	66,622.40	0.07	4,663.57	1,100.60	0100	3013 3013	F	Reg	WS0520
00048476	ELECTRONIC TECHNICIAN	Burnett,Michael T	5/2/1988	F	12	8	66,622.40	0.15	9,993.36	2,358.43	0100	3002 3002	F	Reg	WS0520
00048476	ELECTRONIC TECHNICIAN	Burnett,Michael T	5/2/1988	F	12	8	66,622.40	0.4	26,648.96	6,289.15	0100	3009 3009	F	Reg	WS0520
00048477	SAFETY & OCCUPATIONAL HEALTH M	Eley,Ricardo A	3/16/1987	F	15	0	116,663.74	1	116,663.74	27,532.64	0100	3002 3002	F	Reg	DS0086
00048478	Safety and Health Inspector			V	11	10	71,161.00	0.1	7,116.10	1,679.40	0100	3002 3002	F	Reg	DS0087
00048478	Safety and Health Inspector			V	11	10	71,161.00	0.05	3,558.05	839.70	0100	3013 3013	F	Reg	DS0087
00048478	Safety and Health Inspector			V	11	10	71,161.00	0.3	21,348.30	5,038.20	0100	3010 3010	F	Reg	DS0087
00048478	Safety and Health Inspector			V	11	10	71,161.00	0.05	3,558.05	839.70	0100	3012 3012	F	Reg	DS0087
00048478	Safety and Health Inspector			V	11	10	71,161.00	0.5	35,580.50	8,397.00	0100	3009 3009	F	Reg	DS0087
00048480	PLASTERER,LEADER	Pointer,Donnell	8/6/1991	F	9	10	66,851.20	0.15	10,027.68	2,366.53	0100	3002 3002	F	Reg	WS0520
00048480	PLASTERER,LEADER	Pointer,Donnell	8/6/1991	F	9	10	66,851.20	0.07	4,679.58	1,104.38	0100	3013 3013	F	Reg	WS0520
00048480	PLASTERER,LEADER	Pointer,Donnell	8/6/1991	F	9	10	66,851.20	0.08	5,348.10	1,262.15	0100	3012 3012	F	Reg	WS0520
00048480	PLASTERER,LEADER	Pointer,Donnell	8/6/1991	F	9	10	66,851.20	0.4	26,740.48	6,310.75	0100	3009 3009	F	Reg	WS0520
00048480	PLASTERER,LEADER	Pointer,Donnell	8/6/1991	F	9	10	66,851.20	0.3	20,055.36	4,733.06	0100	3010 3010	F	Reg	WS0520
00048482	STAFF ASSISTANT			V	11	0	55,195.00	1	55,195.00	13,026.02	0100	3002 3002	F	Reg	DS0087
00048483	MAINTENANCE MECHANIC SUPV	Welch,Ricardo A	12/4/1989	F	10	10	82,680.00	0.08	6,614.40	1,561.00	0100	3012 3012	F	Reg	WS0530
00048483	MAINTENANCE MECHANIC SUPV	Welch,Ricardo A	12/4/1989	F	10	10	82,680.00	0.15	12,402.00	2,926.87	0100	3002 3002	F	Reg	WS0530
00048483	MAINTENANCE MECHANIC SUPV	Welch,Ricardo A	12/4/1989	F	10	10	82,680.00	0.4	33,072.00	7,804.99	0100	3010 3010	F	Reg	WS0530
00048483	MAINTENANCE MECHANIC SUPV	Welch,Ricardo A	12/4/1989	F	10	10	82,680.00	0.07	5,787.60	1,365.87	0100	3013 3013	F	Reg	WS0530
00048483	MAINTENANCE MECHANIC SUPV	Welch,Ricardo A	12/4/1989	F	10	10	82,680.00	0.3	24,804.00	5,853.74	0100	3009 3009	F	Reg	WS0530
00048484	MAINTENANCE WORKER	Williams,Arthur	8/21/1989	F	8	10	58,073.60	0.15	8,711.04	2,055.81	0100	3002 3002	F	Reg	WS0500
00048484	MAINTENANCE WORKER	Williams,Arthur	8/21/1989	F	8	10	58,073.60	0.3	17,422.08	4,111.61	0100	3009 3009	F	Reg	WS0500
00048484	MAINTENANCE WORKER	Williams,Arthur	8/21/1989	F	8	10	58,073.60	0.08	4,645.89	1,096.43	0100	3012 3012	F	Reg	WS0500
00048484	MAINTENANCE WORKER	Williams,Arthur	8/21/1989	F	8	10	58,073.60	0.07	4,065.15	959.38	0100	3013 3013	F	Reg	WS0500
00048484	MAINTENANCE WORKER	Williams,Arthur	8/21/1989	F	8	10	58,073.60	0.4	23,229.44	5,482.15	0100	3010 3010	F	Reg	WS0500
00048485	MAINTENANCE WORKER	Ashford,Gene N	8/26/1974	F	8	10	58,073.60	0.3	17,422.08	4,111.61	0100	3009 3009	F	Reg	WS0500
00048485	MAINTENANCE WORKER	Ashford,Gene N	8/26/1974	F	8	10	58,073.60	0.4	23,229.44	5,482.15	0100	3010 3010	F	Reg	WS0500
00048485	MAINTENANCE WORKER	Ashford,Gene N	8/26/1974	F	8	10	58,073.60	0.08	4,645.89	1,096.43	0100	3012 3012	F	Reg	WS0500
00048485	MAINTENANCE WORKER	Ashford,Gene N	8/26/1974	F	8	10	58,073.60	0.07	4,065.15	959.38	0100	3013 3013	F	Reg	WS0500
00048485	MAINTENANCE WORKER	Ashford,Gene N	8/26/1974	F	8	10	58,073.60	0.15	8,711.04	2,055.81	0100	3002 3002	F	Reg	WS0500
00048487	Maintenance Worker	Williams,Benny	1/28/2013	F	8	6	45,448.00	0.4	18,179.20	4,290.29	0100	3009 3009	F	Term	WS0500
00048487	Maintenance Worker	Williams,Benny	1/28/2013	F	8	6	45,448.00	0.08	3,635.84	858.06	0100	3012 3012	F	Term	WS0500



Dept. of General Services
 FY 2016 Position Listing
 As of February 12, 2016
 PeopleSoft Report Run Date: 2/12/16



00048487	Maintenance Worker	Williams,Benny	1/28/2013	F	8	6	45,448.00	0.07	3,181.36	750.80	0100	3013 3013	F	Term	WS0500
00048487	Maintenance Worker	Williams,Benny	1/28/2013	F	8	6	45,448.00	0.15	6,817.20	1,608.86	0100	3002 3002	F	Term	WS0500
00048487	Maintenance Worker	Williams,Benny	1/28/2013	F	8	6	45,448.00	0.3	13,634.40	3,217.72	0100	3010 3010	F	Term	WS0500
00048488	MAINTENANCE MECHANIC SUPV	Pointer,Charles	6/10/1987	F	10	10	82,680.00	0.08	6,614.40	1,561.00	0100	3012 3012	F	Reg	WS0530
00048488	MAINTENANCE MECHANIC SUPV	Pointer,Charles	6/10/1987	F	10	10	82,680.00	0.07	5,787.60	1,365.87	0100	3013 3013	F	Reg	WS0530
00048488	MAINTENANCE MECHANIC SUPV	Pointer,Charles	6/10/1987	F	10	10	82,680.00	0.3	24,804.00	5,853.74	0100	3010 3010	F	Reg	WS0530
00048488	MAINTENANCE MECHANIC SUPV	Pointer,Charles	6/10/1987	F	10	10	82,680.00	0.15	12,402.00	2,926.87	0100	3002 3002	F	Reg	WS0530
00048488	MAINTENANCE MECHANIC SUPV	Pointer,Charles	6/10/1987	F	10	10	82,680.00	0.4	33,072.00	7,804.99	0100	3009 3009	F	Reg	WS0530
00048490	PLASTERER	Marsh,William D	2/25/1991	F	9	10	61,027.20	0.15	9,154.08	2,160.36	0100	3002 3002	F	Reg	WS0500
00048490	PLASTERER	Marsh,William D	2/25/1991	F	9	10	61,027.20	0.07	4,271.90	1,008.17	0100	3013 3013	F	Reg	WS0500
00048490	PLASTERER	Marsh,William D	2/25/1991	F	9	10	61,027.20	0.08	4,882.18	1,152.19	0100	3012 3012	F	Reg	WS0500
00048490	PLASTERER	Marsh,William D	2/25/1991	F	9	10	61,027.20	0.3	18,308.16	4,320.73	0100	3010 3010	F	Reg	WS0500
00048490	PLASTERER	Marsh,William D	2/25/1991	F	9	10	61,027.20	0.4	24,410.88	5,760.97	0100	3009 3009	F	Reg	WS0500
00048492	BUILDING SERVICES MANAGER	Dreher,Eric	4/26/1988	F	10	10	82,680.00	1	82,680.00	19,512.48	0100	3002 3002	F	Reg	WS0530
00048494	SERVICE CENTER REP			V	7	0	38,104.00	0.12	4,572.48	1,079.11	0100	3013 3013	F	Reg	ED0802
00048494	SERVICE CENTER REP			V	7	0	38,104.00	0.13	4,953.52	1,169.03	0100	3012 3012	F	Reg	ED0802
00048494	SERVICE CENTER REP			V	7	0	38,104.00	0.25	9,526.00	2,248.14	0100	3010 3010	F	Reg	ED0802
00048494	SERVICE CENTER REP			V	7	0	38,104.00	0.25	9,526.00	2,248.14	0100	3002 3002	F	Reg	ED0802
00048494	SERVICE CENTER REP			V	7	0	38,104.00	0.25	9,526.00	2,248.14	0100	3009 3009	F	Reg	ED0802
00048495	Facilities Operations Speciali	Gasaway III,Howard A	6/11/1990	F	12	2	70,414.00	1	70,414.00	16,617.70	0100	3010 3010	F	Reg	DS0087
00048496	Boiler Plant Operator	Ridley,Marsha A	10/22/2012	F	10	10	67,267.20	1	67,267.20	15,875.06	0100	3009 3009	F	Reg	WS0029
00048497	BUILDING & GRDS MAINT WKR SUPV	Butler,Carl D	7/7/1986	F	10	10	82,680.00	1	82,680.00	19,512.48	0100	3010 3010	F	Reg	WS0530
00048499	BLDG & GRDS MAINT WKR SUPV			V	2	0	36,587.00	1	36,587.00	8,634.53	0100	3010 3010	F	Reg	WS0530
00048500	BLDG & GRDS MAINT WORKER	Jones,Tawanna A	9/3/1991	F	5	10	48,651.20	1	48,651.20	11,481.68	0100	3009 3009	F	Reg	WS0500
00048520	SERVICE CENTER REP	Bradley,Angela M	4/14/2000	F	7	10	48,995.00	1	48,995.00	11,562.82	0101	3002 3002	F	Reg	ED0802
00048522	SERVICE CENTER REP	Nelson,Katherine B	2/20/1982	F	7	5	42,944.00	1	42,944.00	10,134.78	0101	3002 3002	F	Reg	ED0802
00048523	MAINTENANCE MECHANIC	PARKER JR,GEORGE W	8/27/2012	F	9	4	44,200.00	0.07	3,094.00	730.18	0100	3013 3013	F	Reg	WS0500
00048523	MAINTENANCE MECHANIC	PARKER JR,GEORGE W	8/27/2012	F	9	4	44,200.00	0.08	3,536.00	834.50	0100	3012 3012	F	Reg	WS0500
00048523	MAINTENANCE MECHANIC	PARKER JR,GEORGE W	8/27/2012	F	9	4	44,200.00	0.15	6,630.00	1,564.68	0100	3002 3002	F	Reg	WS0500
00048523	MAINTENANCE MECHANIC	PARKER JR,GEORGE W	8/27/2012	F	9	4	44,200.00	0.4	17,680.00	4,172.48	0100	3009 3009	F	Reg	WS0500
00048523	MAINTENANCE MECHANIC	PARKER JR,GEORGE W	8/27/2012	F	9	4	44,200.00	0.3	13,260.00	3,129.36	0100	3010 3010	F	Reg	WS0500
00048524	CUSTODIAN / SCHOOL MAINT WKR	Hardy,Ebony J	4/13/2015	F	3	3	29,619.20	0.08	2,369.54	559.21	0100	3012 3012	F	Term	WS0500
00048524	CUSTODIAN / SCHOOL MAINT WKR	Hardy,Ebony J	4/13/2015	F	3	3	29,619.20	0.4	11,847.68	2,796.05	0100	3009 3009	F	Term	WS0500
00048524	CUSTODIAN / SCHOOL MAINT WKR	Hardy,Ebony J	4/13/2015	F	3	3	29,619.20	0.3	8,885.76	2,097.04	0100	3010 3010	F	Term	WS0500
00048524	CUSTODIAN / SCHOOL MAINT WKR	Hardy,Ebony J	4/13/2015	F	3	3	29,619.20	0.15	4,442.88	1,048.52	0100	3002 3002	F	Term	WS0500
00048524	CUSTODIAN / SCHOOL MAINT WKR	Hardy,Ebony J	4/13/2015	F	3	3	29,619.20	0.07	2,073.34	489.31	0100	3013 3013	F	Term	WS0500
00048527	Boiler Plant Operator	Isaac Sr.,Eugene	5/21/2012	F	10	10	67,267.20	0.6	40,360.32	9,525.04	0100	3009 3009	F	Reg	WS0029
00048527	Boiler Plant Operator	Isaac Sr.,Eugene	5/21/2012	F	10	10	67,267.20	0.4	26,906.88	6,350.02	0100	3002 3002	F	Reg	WS0029
00048529	WORK ORDER VERIFICATION SPECIA	Perez,Carlos E	12/7/1984	F	11	9	69,387.00	0.08	5,550.96	1,310.03	0100	3012 3012	F	Reg	DS0087
00048529	WORK ORDER VERIFICATION SPECIA	Perez,Carlos E	12/7/1984	F	11	9	69,387.00	0.07	4,857.09	1,146.27	0100	3013 3013	F	Reg	DS0087
00048529	WORK ORDER VERIFICATION SPECIA	Perez,Carlos E	12/7/1984	F	11	9	69,387.00	0.4	27,754.80	6,550.13	0100	3009 3009	F	Reg	DS0087
00048529	WORK ORDER VERIFICATION SPECIA	Perez,Carlos E	12/7/1984	F	11	9	69,387.00	0.3	20,816.10	4,912.60	0100	3010 3010	F	Reg	DS0087
00048529	WORK ORDER VERIFICATION SPECIA	Perez,Carlos E	12/7/1984	F	11	9	69,387.00	0.15	10,408.05	2,456.30	0100	3002 3002	F	Reg	DS0087
00048538	Program Analyst	Robinson,LaTonya	6/20/2011	F	13	3	83,731.00	1	83,731.00	19,760.52	0100	3002 3002	F	Reg	DS0087
00048541	CUSTODIAN / SCHOOL MAINT WKR			V	3	0	26,686.40	0.5	13,343.20	3,149.00	0100	3010 3010	P	Reg	WS0500
00048542	ELECTRICAL WORKER	Pearson,Edward	7/25/2005	F	8	8	50,232.00	0.08	4,018.56	948.38	0100	3012 3012	F	Reg	WS0500
00048542	ELECTRICAL WORKER	Pearson,Edward	7/25/2005	F	8	8	50,232.00	0.15	7,534.80	1,778.21	0100	3002 3002	F	Reg	WS0500
00048542	ELECTRICAL WORKER	Pearson,Edward	7/25/2005	F	8	8	50,232.00	0.07	3,516.24	829.83	0100	3013 3013	F	Reg	WS0500
00048542	ELECTRICAL WORKER	Pearson,Edward	7/25/2005	F	8	8	50,232.00	0.4	20,092.80	4,741.90	0100	3009 3009	F	Reg	WS0500
00048542	ELECTRICAL WORKER	Pearson,Edward	7/25/2005	F	8	8	50,232.00	0.3	15,069.60	3,556.43	0100	3010 3010	F	Reg	WS0500
00048544	Facilities Operations Manager	Gonzalez,Donny	4/6/2015	F	15	0	107,635.00	1	107,635.00	25,401.86	0100	3002 3002	F	Reg	DS0086
00048545	SUPV SAFETY & OCCUP HEALTH SPE	Killian,Brian	11/29/2005	F	14	0	101,593.28	1	101,593.28	23,976.01	0100	3002 3002	F	Reg	DS0086
00048546	BOILER PLANT OPERATOR I	Delarosa,Bienvenido	10/9/2006	F	15	10	79,456.00	0.25	19,864.00	4,687.90	0100	3010 3010	F	Reg	WS0500
00048546	BOILER PLANT OPERATOR I	Delarosa,Bienvenido	10/9/2006	F	15	10	79,456.00	0.75	59,592.00	14,063.71	0100	3009 3009	F	Reg	WS0500



Dept. of General Services
 FY 2016 Position Listing
 As of February 12, 2016
 PeopleSoft Report Run Date: 2/12/16



00048547	BOILER PLANT OPERATOR I	Dean,Emogene J	5/22/1978	F	15	10	79,456.00	1	79,456.00	18,751.62	0100	3009 3009	F	Reg	WS0500
00048550	CUSTODIAN / SCHOOL MAINT WKR	Brown,Richard S	9/24/2012	F	3	4	30,804.80	1	30,804.80	7,269.93	0100	3010 3010	F	Term	WS0500
00048551	CUSTODIAN / SCHOOL MAINT WKR	Farmer,Dwayne L	11/17/2014	F	3	2	28,600.00	1	28,600.00	6,749.60	0100	3010 3010	F	Term	WS0500
00048552	Maintenance Services Manager	Campbell,Ronald F	4/16/2007	F	15	0	119,594.00	0.15	17,939.10	4,233.63	0100	3002 3002	F	Term	DS0086
00048552	Maintenance Services Manager	Campbell,Ronald F	4/16/2007	F	15	0	119,594.00	0.3	35,878.20	8,467.26	0100	3010 3010	F	Term	DS0086
00048552	Maintenance Services Manager	Campbell,Ronald F	4/16/2007	F	15	0	119,594.00	0.07	8,371.58	1,975.69	0100	3013 3013	F	Term	DS0086
00048552	Maintenance Services Manager	Campbell,Ronald F	4/16/2007	F	15	0	119,594.00	0.08	9,567.52	2,257.93	0100	3012 3012	F	Term	DS0086
00048552	Maintenance Services Manager	Campbell,Ronald F	4/16/2007	F	15	0	119,594.00	0.4	47,837.60	11,289.67	0100	3009 3009	F	Term	DS0086
00048556	CUSTODIAN / SCHOOL MAINT WKR	Belton,Donald	4/13/2015	F	3	4	30,804.80	1	30,804.80	7,269.93	0100	3010 3010	F	Term	WS0500
00048557	Boiler Plant Operator	Holmes,Derrick L	9/22/2014	F	10	10	67,267.20	1	67,267.20	15,875.06	0100	3009 3009	F	Reg	WS0029
00048558	CUSTODIAN / SCHOOL MAINT WKR	Nugent,Wade L	8/27/2012	F	3	6	24,960.00	1	24,960.00	5,890.56	0100	3010 3010	P	Reg	WS0500
00048559	CUSTODIAN / SCHOOL MAINT WKR	Jones,Sharon	2/24/2014	F	3	2	28,600.00	1	28,600.00	6,749.60	0100	3010 3010	F	Term	WS0500
00048833	Facility Manager	Lowe,Ronnie	10/14/1986	F	12	0	82,698.91	1	82,698.91	19,516.94	0100	3010 3010	F	Reg	DS0086
00051083	INDUSTRIAL HYGIENIST	Minton Jr.,Leroy	11/5/1973	F	14	5	104,916.00	0.025	2,622.90	619.00	0100	3013 3013	F	Reg	DS0087
00051083	INDUSTRIAL HYGIENIST	Minton Jr.,Leroy	11/5/1973	F	14	5	104,916.00	0.05	5,245.80	1,238.01	0100	3002 3002	F	Reg	DS0087
00051083	INDUSTRIAL HYGIENIST	Minton Jr.,Leroy	11/5/1973	F	14	5	104,916.00	0.025	2,622.90	619.00	0100	3012 3012	F	Reg	DS0087
00051083	INDUSTRIAL HYGIENIST	Minton Jr.,Leroy	11/5/1973	F	14	5	104,916.00	0.25	26,229.00	6,190.04	0100	3009 3009	F	Reg	DS0087
00051083	INDUSTRIAL HYGIENIST	Minton Jr.,Leroy	11/5/1973	F	14	5	104,916.00	0.15	15,737.40	3,714.03	0100	3010 3010	F	Reg	DS0087
00051181	BOILER PLANT OPERATOR I	Turner,Theodore D	4/26/2009	F	15	10	79,456.00	0.2	15,891.20	3,750.32	0100	3012 3012	F	Reg	WS0500
00051181	BOILER PLANT OPERATOR I	Turner,Theodore D	4/26/2009	F	15	10	79,456.00	0.2	15,891.20	3,750.32	0100	3009 3009	F	Reg	WS0500
00051181	BOILER PLANT OPERATOR I	Turner,Theodore D	4/26/2009	F	15	10	79,456.00	0.6	47,673.60	11,250.97	0100	3010 3010	F	Reg	WS0500
00051182	Boiler Plant Operator	Trinh,Nhat-Nguyen	12/31/2012	F	10	10	67,267.20	1	67,267.20	15,875.06	0100	3010 3010	F	Reg	WS0029
00051183	BOILER PLANT OPERATOR I	Keys,Charles	4/26/2009	F	15	10	79,456.00	1	79,456.00	18,751.62	0100	3009 3009	F	Reg	WS0500
00051184	BOILER PLANT OPERATOR I	Simms,Richard A	4/26/2009	F	15	9	73,569.60	1	73,569.60	17,362.43	0100	3009 3009	F	Reg	WS0500
00051282	HEATING & AC EQUIPMENT MECH	Jeter Jr.,Perry Ozell	1/17/1997	F	12	10	70,324.80	1	70,324.80	16,596.65	0100	3012 3012	F	Reg	WS0500
00051337	Program Support Specialist	Turner,Victoria C	10/12/1999	F	9	2	47,275.00	1	47,275.00	11,156.90	0101	3002 3002	F	Reg	DS0087
00051394	Maintenance Worker	Morrison,Gordon R	10/14/2008	F	6	4	45,510.40	1	45,510.40	10,740.45	0101	3008 3008	F	Reg	WS0029
00070177	Maintenance Mechanic	Medley,Robert W	5/9/1988	F	10	5	58,323.20	1	58,323.20	13,764.28	1440	3005 3005	F	Reg	WS0029
00070184	MAINTENANCE MECHANIC SUPV	Gassama,Alhaji D	10/25/2010	F	13	0	89,481.60	1	89,481.60	21,117.66	0101	3002 3002	F	Reg	WS0028
00070186	Maintenance Mechanic	Broom Jr.,Karl A	10/1/2009	F	10	10	40,360.32	0.5	20,180.16	4,762.52	1440	3005 3005	P	Reg	WS0029
00070187	MAINTENANCE WORKER	ANDERSON,MICHAEL T	12/3/2012	F	8	6	54,412.80	1	54,412.80	12,841.42	1440	3005 3005	F	Reg	WS0029
00070188	Maintenance Worker	Williams,Timothy M	11/9/2009	F	6	5	46,945.60	1	46,945.60	11,079.16	0101	3002 3002	F	Reg	WS0029
00070189	Maintenance Worker			V	6	0	41,204.80	1	41,204.80	9,724.33	1440	3005 3005	F	Reg	WS0029
00070190	Boiler Plant Operator			V	10	0	51,168.00	1	51,168.00	12,075.65	0101	3002 3002	F	Reg	WS0029
00070191	Maintenance Mechanic	Melendez,Jose V	4/9/1989	F	10	3	54,745.60	1	54,745.60	12,919.96	1440	3005 3005	F	Reg	WS0029
00070192	Maintenance Mechanic	Coreas,Edgar E.	6/26/2005	F	10	6	60,112.00	1	60,112.00	14,186.43	1440	3005 3005	F	Reg	WS0029
00070193	Maintenance Mechanic	Lattimore,Robin M	2/13/1985	F	10	10	67,267.20	1	67,267.20	15,875.06	0101	3002 3002	F	Reg	WS0029
00070194	Maintenance Mechanic	Cox,Gerald Tura	5/21/2012	F	10	5	58,323.20	1	58,323.20	13,764.28	0101	3002 3002	F	Reg	WS0029
00070195	Electrician	Covington,Vander	6/3/2013	F	10	10	67,267.20	1	67,267.20	15,875.06	1440	3005 3005	F	Reg	WS0029
00070196	Electrician	Thornton,Benjamin	2/10/2014	F	10	5	58,323.20	1	58,323.20	13,764.28	0100	3009 3009	F	Reg	WS0029
00070197	BUILDING MGMT SPEC	Bonner,Yolanda	12/16/2013	F	12	1	68,294.00	1	68,294.00	16,117.38	1440	3005 3005	F	Reg	DS0087
00070198	Management Analyst	Smith,Damon L	6/20/2011	F	12	4	74,654.00	1	74,654.00	17,618.34	0101	3002 3002	F	Reg	DS0087
00071849	COMMUNITY DEVELOPMENT SPEC	Stanley,Jacqueline	5/24/1984	F	13	8	96,341.00	1	96,341.00	22,736.48	0100	3010 3010	F	Reg	DS0087
00073092	Util Syst Repair. Oper Supvy.	Lewis,Johnnie	7/18/2011	F	11	0	72,259.20	1	72,259.20	17,053.17	0101	3002 3002	F	Reg	WS0028
00073170	BOILER PLANT OPERATOR SUPV			V	12	0	54,703.00	1	54,703.00	12,909.91	0101	3002 3002	F	Reg	WS0530
00073285	Building Manager			V	13	0	100,962.50	1	100,962.50	23,827.15	0101	3002 3002	F	Reg	DS0086
00073347	Mail Assistant (MVO)	Scott,Tavon	10/25/2010	F	6	5	42,179.00	1	42,179.00	9,954.24	0100	3001 3001	F	Reg	DS0079
00073348	MAINTENANCE MECHANIC SUPV	Hudson,Dewayne	6/18/2012	F	13	0	82,513.60	1	82,513.60	19,473.21	0101	3002 3002	F	Reg	WS0028
00073349	Management Liaison Specialist	Amoa,Charlotte	4/1/2013	F	9	5	51,667.00	1	51,667.00	12,193.41	0101	3002 3002	F	Reg	DS0087
00073350	CLERICAL ASSISTANT	Evans,Charmisa M	10/25/2010	F	7	5	43,195.00	1	43,195.00	10,194.02	0101	3002 3002	F	Reg	DS0087
00073425	Util Syst Repair. Oper Supvy.	Holmes,Justin T.	8/27/2012	F	11	0	64,313.60	1	64,313.60	15,178.01	0101	3002 3002	F	Reg	WS0028
00073426	Util Syst Repair Oper Supvr	Adams,Alfred J	10/25/2010	F	12	0	83,616.00	1	83,616.00	19,733.38	0101	3002 3002	F	Reg	WS0028
00073428	Util Syst Repair. Oper Supvy.	Jackson,Jody	1/31/2011	F	11	0	77,313.60	1	77,313.60	18,246.01	0101	3002 3002	F	Reg	WS0028
00073469	Management Analyst			V	12	0	68,294.00	1	68,294.00	16,117.38	0101	3002 3002	F	Reg	DS0087



Dept. of General Services
 FY 2016 Position Listing
 As of February 12, 2016
 PeopleSoft Report Run Date: 2/12/16



00075150	Custodian/School Maint. Worker	Lewis,Saul E	11/5/2012	F	3	6	33,280.00	1	33,280.00	7,854.08	0100	3010 3010	F	Term	WS0500	
00075151	Custodian/School Maint. Worker	Suggs,Taiyon J	11/5/2012	F	3	6	33,280.00	1	33,280.00	7,854.08	0100	3010 3010	F	Term	WS0500	
00075152	Custodian/School Maint. Worker	Montgomery,Eric M	1/28/2013	F	3	6	33,276.00	1	33,276.00	7,853.14	0100	3010 3010	F	Reg	WS0500	
00077824	BUILDING MGMT SPEC			V	12	0	68,294.00	1	68,294.00	16,117.38	0101	3008 3008	F	Reg	DS0087	
00077880	Fleet Services Coordinator	Snowden,Lionel	7/1/1997	F	11	4	60,517.00	1	60,517.00	14,282.01	0100	3009 3009	F	Reg	DS0087	
00082054	Facilities Operations Speciali	Link,Sean A	12/16/2013	F	12	9	85,254.00	1	85,254.00	20,119.94	0101	3002 3002	F	Reg	DS0087	
00082055	Construction Control Represent	Myszka,Paul R	3/24/2014	F	12	10	87,374.00	1	87,374.00	20,620.26	0101	3002 3002	F	Reg	DS0087	
00082357	Staff Assistant	Brown,Vicki R.	10/29/2007	F	11	10	71,161.00	1	71,161.00	16,794.00	0101	3002 3002	F	Reg	DS0087	
00082643	BOILER PLANT OPERATOR SUPERVIS	Lofty,Garry E	8/11/2014	F	13	0	89,480.55	1	89,480.55	21,117.41	0100	3009 3009	F	Reg	WS0028	
00082818	Maintenance Mechanic Superviso	Morose,Ludens	12/14/2015	F	13	0	65,312.00	1	65,312.00	15,413.63	0100	3009 3009	F	Reg	WS0028	
00082819	Maintenance Mechanic Superviso	Lacy,Bobby J	3/3/2008	F	13	0	81,940.00	0.08	6,555.20	1,547.03	0100	3012 3012	F	Reg	WS0028	
00082819	Maintenance Mechanic Superviso	Lacy,Bobby J	3/3/2008	F	13	0	81,940.00	0.15	12,291.00	2,900.68	0100	3002 3002	F	Reg	WS0028	
00082819	Maintenance Mechanic Superviso	Lacy,Bobby J	3/3/2008	F	13	0	81,940.00	0.4	32,776.00	7,735.14	0100	3009 3009	F	Reg	WS0028	
00082819	Maintenance Mechanic Superviso	Lacy,Bobby J	3/3/2008	F	13	0	81,940.00	0.07	5,735.80	1,353.65	0100	3013 3013	F	Reg	WS0028	
00082819	Maintenance Mechanic Superviso	Lacy,Bobby J	3/3/2008	F	13	0	81,940.00	0.3	24,582.00	5,801.35	0100	3010 3010	F	Reg	WS0028	
00083112	Management Analyst	Edwards,Ronald K	3/29/1977	F	13	2	81,209.00	0.09	7,308.81	1,724.88	0100	3010 3010	F	Reg	DS0087	
00083112	Management Analyst	Edwards,Ronald K	3/29/1977	F	13	2	81,209.00	0.03	2,436.27	574.96	0100	3002 3002	F	Reg	DS0087	
00083112	Management Analyst	Edwards,Ronald K	3/29/1977	F	13	2	81,209.00	0.015	1,218.14	287.48	0100	3012 3012	F	Reg	DS0087	
00083112	Management Analyst	Edwards,Ronald K	3/29/1977	F	13	2	81,209.00	0.15	12,181.35	2,874.80	0100	3009 3009	F	Reg	DS0087	
00083112	Management Analyst	Edwards,Ronald K	3/29/1977	F	13	2	81,209.00	0.015	1,218.14	287.48	0100	3013 3013	F	Reg	DS0087	
00083113	General Engineer	Harvell,Victor M	1/5/1987	F	14	2	95,979.00	0.04	3,839.16	906.04	0100	3012 3012	F	Reg	DS0087	
00083113	General Engineer	Harvell,Victor M	1/5/1987	F	14	2	95,979.00	0.035	3,359.27	792.79	0100	3013 3013	F	Reg	DS0087	
00083113	General Engineer	Harvell,Victor M	1/5/1987	F	14	2	95,979.00	0.15	14,396.85	3,397.66	0100	3010 3010	F	Reg	DS0087	
00083113	General Engineer	Harvell,Victor M	1/5/1987	F	14	2	95,979.00	0.2	19,195.80	4,530.21	0100	3009 3009	F	Reg	DS0087	
00083113	General Engineer	Harvell,Victor M	1/5/1987	F	14	2	95,979.00	0.075	7,198.43	1,698.83	0100	3002 3002	F	Reg	DS0087	
00083139	Staff Assistant	Abney,Sandra Ann	1/28/1974	F	9	3	48,739.00	1	48,739.00	11,502.40	0101	3002 3002	F	Reg	DS0087	
00083166	BUILDING MGMT SPEC			V	11	0	55,195.00	1	55,195.00	13,026.02	0101	3002 3002	F	Reg	DS0087	
00083274	Locksmith Supervisor			V	9	0	51,943.00	1	51,943.00	12,258.55	0100	3009 3009	F	Reg	WS0035	
00085917	Program Support Specialist	Peterbark,Martina N	2/1/2009	F	11	4	60,517.00	1	60,517.00	14,282.01	0100	3010 3010	F	Reg	DS0087	
00085918	Program Support Specialist	Canady,Troy L	8/1/2002	F	11	5	62,291.00	1	62,291.00	14,700.68	0100	3010 3010	F	Reg	DS0087	
00087492	Program Support Assistant	Poteat,Stephanie H.	10/5/2015	F	8	5	46,956.00	1	46,956.00	11,081.62	0101	3002 3002	F	Term	DS0087	
00088341	BUILDING MGMT SPEC	Hernandez Maduro, Frank	7/23/2012	F	12	7	81,014.00	1	81,014.00	19,119.30	0101	3002 3002	F	Term	DS0087	
								Total FTEs	452.3							



Dept. of General Services
 FY 2016 Position Listing
 As of February 12, 2016
 PeopleSoft Report Run Date: 2/12/16



Posn Nbr	Title	Name	Hire Date	Vac Stat	Grade	Step	Salary	FTE x Dist %	Salary Based on FTE Distrib	Estimated Fringes @ 23.6%	Fund Code	Prgm Code	Activity	F/P Time	Reg/Temp /Term	Sal Plan
00000876	Deputy Associate Director for			V		15	0 90,384.00	1	90,384.00	21,330.62	0101	4001	4001	F	Reg	DS0020
00004661	Special Police Officer	Madero,Stan M	8/30/2010	F	6	10	54,459.00	1	54,459.00	12,852.32	0101	4001	4001	F	Reg	DS0070
00004737	Strategic Development Speciali			V		13	1 78,687.00	1	78,687.00	18,570.13	0101	4001	4001	F	Reg	DS0087
00004760	Supv Special Police Officer	Collins,Martin Charles	9/18/2006	F	11	0	78,747.37	1	78,747.37	18,584.38	0101	4001	4001	F	Reg	DS0086
00005484	Physical Security Specialist	Bachman,Lawrence	1/17/2012	F	12	10	87,374.00	1	87,374.00	20,620.26	0101	4001	4001	F	Reg	DS0087
00006426	Special Police Officer			V		6	0 43,965.00	1	43,965.00	10,375.74	0101	4001	4001	F	Reg	DS0070
00006923	Special Police Officer	Holland,Lawrence K	2/27/2012	F	6	6	49,795.00	1	49,795.00	11,751.62	0101	4001	4001	F	Reg	DS0070
00008378	Lead Special Police Officer	White,James E	10/14/2007	F	7	7	54,764.00	1	54,764.00	12,924.30	0101	4001	4001	F	Reg	DS0070
00008398	Supvy Physical Security Spec	Mack,Maurice D.	12/30/2013	F	13	0	109,272.70	1	109,272.70	25,788.36	0101	4001	4001	F	Reg	DS0086
00009213	Executive Assistant	McCrae,Johnetta M	11/4/2013	F	12	8	83,134.00	1	83,134.00	19,619.62	0101	4001	4001	F	Reg	DS0087
00009370	Clerical Assistant	Gheitu,Leila A	12/16/2013	F	7	10	49,780.00	1	49,780.00	11,748.08	0101	4001	4001	F	Term	DS0087
00009705	Supv Special Police Officer	Harris Jr.,Martin D	8/12/1991	F	9	10	58,987.00	1	58,987.00	13,920.93	0101	4001	4001	F	Reg	DS0087
00010198	Lead Special Police Officer	Moses,Dana V	8/22/1995	F	7	10	58,724.00	1	58,724.00	13,858.86	0101	4001	4001	F	Reg	DS0070
00010305	Special Police Officer	Renfroe,Ricardo	5/19/2014	F	6	2	45,131.00	1	45,131.00	10,650.92	0101	4001	4001	F	Reg	DS0070
00010600	Special Police Officer	Bunch,Terrie A	10/14/2007	F	6	10	54,459.00	1	54,459.00	12,852.32	0101	4001	4001	F	Reg	DS0070
00010649	Supv Special Police Officer	Mustafaa,Khalid	5/5/2014	F	11	0	68,958.50	1	68,958.50	16,274.21	0101	4001	4001	F	Reg	DS0086
00010720	Special Police Officer	Redmond,Dwayne	11/13/2007	F	6	7	50,961.00	1	50,961.00	12,026.80	0101	4001	4001	F	Reg	DS0070
00010728	Special Police Officer			V		6	0 43,965.00	1	43,965.00	10,375.74	0101	4001	4001	F	Reg	DS0070
00011207	Lead Special Police Officer			V		7	0 46,844.00	1	46,844.00	11,055.18	0101	4001	4001	F	Reg	DS0070
00012553	Special Police Officer	McGill,Joseph	7/2/2012	F	6	8	52,127.00	1	52,127.00	12,301.97	0101	4001	4001	F	Reg	DS0070
00012734	Special Police Officer	Robinson,Charles M.	2/24/2014	F	6	6	49,795.00	1	49,795.00	11,751.62	0101	4001	4001	F	Reg	DS0070
00013579	Special Police Officer	Francis,Jeanelle D.	10/29/2007	F	6	6	49,795.00	1	49,795.00	11,751.62	0101	4001	4001	F	Reg	DS0070
00016041	Contract Compliance Monitor	Fuller,Ebony	12/31/2012	F	11	2	56,969.00	1	56,969.00	13,444.68	0101	4001	4001	F	Reg	DS0087
00016092	Special Police Officer	Harvey,Ahmad	6/18/2012	F	6	6	49,795.00	1	49,795.00	11,751.62	0101	4001	4001	F	Reg	DS0070
00016127	Special Police Officer	Shatzer,Michael S	8/31/2009	F	6	4	47,463.00	1	47,463.00	11,201.27	0101	4001	4001	F	Reg	DS0070
00016133	ADMIN SRVS MGR	Lewis,Louise Pepper	1/21/2014	F	14	0	116,699.00	1	116,699.00	27,540.96	0101	4001	4001	F	Reg	DS0086
00016202	Special Police Officer			V		6	1 43,965.00	1	43,965.00	10,375.74	0101	4001	4001	F	Reg	DS0070
00016281	PHYSICAL SECURITY SPEC	Marby,Michael	6/15/1980	F	12	10	87,374.00	1	87,374.00	20,620.26	0101	4001	4001	F	Reg	DS0087
00016734	Special Police Officer			V		6	1 43,965.00	1	43,965.00	10,375.74	0101	4001	4001	F	Reg	DS0070
00018115	Lead Special Police Officer	Sharpe,Franklin E	6/20/1973	F	7	10	58,724.00	1	58,724.00	13,858.86	0101	4001	4001	F	Reg	DS0070
00020865	Special Police Officer			V		6	0 43,965.00	1	43,965.00	10,375.74	0101	4001	4001	F	Reg	DS0070
00020911	Special Police Officer			V		6	1 43,965.00	1	43,965.00	10,375.74	0101	4001	4001	F	Reg	DS0070
00021196	Special Police Officer	Leake,Kenneth	7/30/2012	F	6	9	53,293.00	1	53,293.00	12,577.15	0101	4001	4001	F	Reg	DS0070
00024153	Special Police Officer	Bevard Jr.,Calvin S	10/27/2008	F	6	5	48,629.00	1	48,629.00	11,476.44	0101	4001	4001	F	Reg	DS0070
00024383	Lead Special Police Officer	Williams Jr.,Leroy	10/29/2007	F	7	10	58,724.00	1	58,724.00	13,858.86	0101	4001	4001	F	Reg	DS0070
00024515	Lead Special Police Officer	Bailey,Leroy	1/12/1976	F	7	10	58,724.00	1	58,724.00	13,858.86	0101	4001	4001	F	Reg	DS0070
00024674	Special Police Officer	Moore,Kathleen	6/4/2012	F	6	5	48,629.00	1	48,629.00	11,476.44	0101	4001	4001	F	Reg	DS0070
00025012	Supv Special Police Officer	Greene,Andre	8/31/2008	F	9	10	58,987.00	1	58,987.00	13,920.93	0101	4001	4001	F	Reg	DS0087
00025072	Special Police Officer	Roberson,Cheryl D	2/17/2009	F	5	10	50,152.00	1	50,152.00	11,835.87	0101	4001	4001	F	Reg	DS0070
00026117	Special Police Officer	Artis,Calvin	4/7/2014	F	6	6	49,795.00	1	49,795.00	11,751.62	0101	4001	4001	F	Reg	DS0070
00026793	Lead Special Police Officer	Greene,Mark J.	8/31/2008	F	7	10	58,724.00	1	58,724.00	13,858.86	0101	4001	4001	F	Reg	DS0070
00027420	Special Police Officer	Boone,Nefatalia A	10/29/2007	F	6	5	48,629.00	1	48,629.00	11,476.44	0101	4001	4001	F	Reg	DS0070
00027981	PHYSICAL SECURITY SPEC	McFarland II,Jerome T	6/17/2002	F	12	7	81,014.00	1	81,014.00	19,119.30	0101	4001	4001	F	Reg	DS0087
00027985	Lead Special Police Officer	Smith,Tameka S	2/17/2009	F	7	5	52,124.00	1	52,124.00	12,301.26	0101	4001	4001	F	Reg	DS0070
00027989	Lead Special Police Officer			V		7	0 46,844.00	1	46,844.00	11,055.18	0101	4001	4001	F	Reg	DS0070
00027990	Lead Special Police Officer	Vest,Michael	9/15/1997	F	7	7	54,764.00	1	54,764.00	12,924.30	0101	4001	4001	F	Reg	DS0070
00027991	Lead Special Police Officer	Penny,Miriam J	4/1/2002	F	7	7	54,764.00	1	54,764.00	12,924.30	0101	4001	4001	F	Reg	DS0070
00028013	Special Police Officer	Presentado,Alfario	6/26/2010	F	6	8	52,127.00	1	52,127.00	12,301.97	0101	4001	4001	F	Reg	DS0070
00028024	Lead Special Police Officer	Wilhelm,Michael J	10/29/2007	F	7	5	52,124.00	1	52,124.00	12,301.26	0101	4001	4001	F	Reg	DS0070
00028025	Lead Special Police Officer	Strickland,Jerry	12/28/1992	F	7	10	58,724.00	1	58,724.00	13,858.86	0101	4001	4001	F	Reg	DS0070
00028026	Special Police Officer	Cadet Jr.,Gerard J.	5/19/2014	F	6	2	45,131.00	1	45,131.00	10,650.92	0101	4001	4001	F	Reg	DS0070
00028055	Lead Special Police Officer			V		7	0 46,844.00	1	46,844.00	11,055.18	0101	4001	4001	F	Reg	DS0070



Dept. of General Services
 FY 2016 Position Listing
 As of February 12, 2016
 PeopleSoft Report Run Date: 2/12/16



00028058	Lead Special Police Officer	Forrest,Samuel J	5/16/1982	F	7	10	58,724.00	1	58,724.00	13,858.86	0101	4001	4001	F	Reg	DS0070
00032843	Management Analyst	Hudson,Gregory A	3/10/2014	F	13	10	101,385.00	1	101,385.00	23,926.86	0101	4001	4001	F	Reg	DS0087
00041469	Special Police Officer			V	6	0	43,965.00	1	43,965.00	10,375.74	0101	4001	4001	F	Reg	DS0070
00041470	Special Police Officer	Fletcher,LaCharn J	5/21/2012	F	5	6	45,968.00	1	45,968.00	10,848.45	0101	4001	4001	F	Reg	DS0070
00041472	Special Police Officer	Dunlap,Lewis S	8/17/2009	F	5	5	44,922.00	1	44,922.00	10,601.59	0101	4001	4001	F	Reg	DS0070
00041473	Lead Special Police Officer	White,Dionne D	10/29/2007	F	7	10	58,724.00	1	58,724.00	13,858.86	0101	4001	4001	F	Reg	DS0070
00041477	Special Police Officer	Collins,Douglas A	9/10/2012	F	5	6	45,968.00	1	45,968.00	10,848.45	0101	4001	4001	F	Reg	DS0070
00041478	Security Assistant			V	8	0	41,648.00	1	41,648.00	9,828.93	0101	4001	4001	F	Reg	DS0087
00041485	Supv Special Police Officer			V	10	0	50,260.00	1	50,260.00	11,861.36	0101	4001	4001	F	Reg	DS0087
00041487	Program Analyst	Croft,Jennifer	10/6/2014	F	13	1	78,687.00	1	78,687.00	18,570.13	0101	4001	4001	F	Reg	DS0087
00041488	Supv Special Police Officer	Bickford,Keith A	2/28/2011	F	9	5	51,667.00	1	51,667.00	12,193.41	0101	4001	4001	F	Reg	DS0087
00041491	Supv Special Police Officer	Barbusin Jr.,John J	7/24/2006	F	9	10	58,987.00	1	58,987.00	13,920.93	0101	4001	4001	F	Reg	DS0087
00041492	Protect Svcs Ofr-Security Mgmt	Scott,Heath	8/18/2008	F	14	0	125,663.61	1	125,663.61	29,656.61	0101	4001	4001	F	Reg	DS0086
00041495	Supv Special Police Officer	Godwin,Gregory C	1/5/2009	F	10	10	64,759.00	1	64,759.00	15,283.12	0101	4001	4001	F	Reg	DS0087
00044710	Special Police Officer			V	6	0	43,965.00	1	43,965.00	10,375.74	0101	4001	4001	F	Reg	DS0070
00044711	Resource Allocation Analyst			V	12	1	68,294.00	1	68,294.00	16,117.38	0101	4001	4001	F	Reg	DS0087
00044712	Special Police Officer			V	6	0	43,965.00	1	43,965.00	10,375.74	0101	4001	4001	F	Reg	DS0070
00044714	Special Police Officer	Love,Lamont	5/21/2012	F	5	4	43,876.00	1	43,876.00	10,354.74	0101	4001	4001	F	Reg	DS0070
00044728	Special Police Officer			V	6	0	43,965.00	1	43,965.00	10,375.74	0101	4001	4001	F	Reg	DS0070
00044729	Training Specialist	Rock,Bonnie E	3/10/2014	F	12	5	76,774.00	1	76,774.00	18,118.66	0101	4001	4001	F	Reg	DS0087
00044730	Supv Special Police Officer			V	9	0	45,811.00	1	45,811.00	10,811.40	0101	4001	4001	F	Reg	DS0087
00044731	Supv Special Police Officer	Foster,Marian NMN	7/24/2006	F	9	10	58,987.00	1	58,987.00	13,920.93	0101	4001	4001	F	Reg	DS0087
00044732	Supv Special Police Officer	Granados,Walter A	10/19/1998	F	9	9	57,523.00	1	57,523.00	13,575.43	0101	4001	4001	F	Reg	DS0087
00044734	Special Police Officer (Unarm)	Harvey,Alicia M	12/31/2012	F	5	10	50,152.00	1	50,152.00	11,835.87	0101	4001	4001	F	Reg	DS0070
00046303	Lead Special Police Officer	Perry,Veronica B	4/1/2002	F	7	7	54,764.00	1	54,764.00	12,924.30	0101	4001	4001	F	Reg	DS0070
00046304	Lead Special Police Officer	Green,Kevin J	6/8/1987	F	7	10	58,724.00	1	58,724.00	13,858.86	0101	4001	4001	F	Reg	DS0070
00046305	Lead Special Police Officer	Hughes,Marie	6/27/1988	F	7	7	54,764.00	1	54,764.00	12,924.30	0101	4001	4001	F	Reg	DS0070
00046306	Lead Special Police Officer	ISRAEL,BRIAN STEWART	1/19/2010	F	7	5	52,124.00	1	52,124.00	12,301.26	0101	4001	4001	F	Reg	DS0070
00046307	Lead Special Police Officer	Magnanelli,Gregory	10/27/2008	F	7	10	58,724.00	1	58,724.00	13,858.86	0101	4001	4001	F	Reg	DS0070
00046308	Lead Special Police Officer	Brooks,Bradford	8/31/2008	F	7	10	58,724.00	1	58,724.00	13,858.86	0101	4001	4001	F	Reg	DS0070
00046309	Lead Special Police Officer	Givens,Donna M	7/24/2006	F	7	10	58,724.00	1	58,724.00	13,858.86	0101	4001	4001	F	Reg	DS0070
00046310	Lead Special Police Officer	Moultrie,Renita L	10/14/2007	F	7	10	58,724.00	1	58,724.00	13,858.86	0101	4001	4001	F	Reg	DS0070
00046311	Program Support Specialist	COWSERT,DERICK C	2/24/2014	F	9	8	56,059.00	1	56,059.00	13,229.92	0101	4001	4001	F	Term	DS0087
00046769	Supervisory Contract Complianc	Abrahams,Paul	7/14/2014	F	13	0	102,376.85	1	102,376.85	24,160.94	0101	4001	4001	F	Reg	DS0086
00046772	Associate Director for Securit	Fortune,Anthony	4/21/2014	F	16	0	163,378.60	1	163,378.60	38,557.35	0101	4001	4001	F	Reg	DS0086
00046911	Administrative Services Superv			V	13	0	100,962.50	1	100,962.50	23,827.15	0101	4001	4001	F	Reg	DS0086
00046912	Administrative Support Special	Mickles,DeArrin	12/31/2012	F	11	5	62,291.00	1	62,291.00	14,700.68	0101	4001	4001	F	Reg	DS0087
00046913	Supv Special Police Officer	Smith Jr.,George C	1/23/1984	F	10	8	61,537.00	1	61,537.00	14,522.73	0101	4001	4001	F	Reg	DS0087
00046914	Supv Special Police Officer	Bostick,Garey C	10/27/2008	F	10	10	64,759.00	1	64,759.00	15,283.12	0101	4001	4001	F	Reg	DS0087
00046915	Supv Special Police Officer			V	10	0	50,260.00	1	50,260.00	11,861.36	0101	4001	4001	F	Reg	DS0087
00046916	Supv Special Police Officer	Jackson,Diana	9/12/1988	F	10	9	63,148.00	1	63,148.00	14,902.93	0101	4001	4001	F	Reg	DS0087
00046917	Supv Special Police Officer	Powell,Ronald D.	10/29/2007	F	10	10	64,759.00	1	64,759.00	15,283.12	0101	4001	4001	F	Reg	DS0087
00048518	Program Analyst			V	13	0	78,687.00	1	78,687.00	18,570.13	0101	4001	4001	F	Reg	DS0087
00051031	Special Police Officer			V	6	0	43,965.00	1	43,965.00	10,375.74	0101	4001	4001	F	Reg	DS0070
00051032	Special Police Officer	Baltimore,Duane	8/29/2011	F	6	10	54,459.00	1	54,459.00	12,852.32	0101	4001	4001	F	Reg	DS0070
00051033	Special Police Officer	Stith,Allen	5/19/2014	F	6	2	45,131.00	1	45,131.00	10,650.92	0101	4001	4001	F	Reg	DS0070
00051034	Special Police Officer	Goode,Joseph D	4/7/2014	F	6	9	53,293.00	1	53,293.00	12,577.15	0101	4001	4001	F	Reg	DS0070
00051044	Special Police Officer	Gillispie,Maurice	10/29/2007	F	6	10	54,459.00	1	54,459.00	12,852.32	0101	4001	4001	F	Reg	DS0070
00051045	Supv Special Police Officer	Brown,Joseph A	8/31/2009	F	11	0	69,464.55	1	69,464.55	16,393.63	0101	4001	4001	F	Reg	DS0086
00071390	Sr. Physical Security Special.			V	13	0	78,687.00	1	78,687.00	18,570.13	0101	4001	4001	F	Reg	DS0087
00075142	Lead Special Police Officer			V	7	5	52,124.00	1	52,124.00	12,301.26	0101	4001	4001	F	Reg	DS0070
00075143	Risk Management Spec	Bellamy,Gehrrrie	4/21/2014	F	12	9	85,254.00	1	85,254.00	20,119.94	0101	4001	4001	F	Reg	DS0087
00075144	Lead Special Police Officer	WHITEHEAD,WILLIE T	6/30/2005	F	7	4	50,804.00	1	50,804.00	11,989.74	0101	4001	4001	F	Reg	DS0070
00075145	Lead Special Police Officer	Williams,Maurice	10/15/2007	F	7	9	57,404.00	1	57,404.00	13,547.34	0101	4001	4001	F	Reg	DS0070
00075146	Lead Special Police Officer	Powell,Ivan	6/18/2012	F	7	4	50,804.00	1	50,804.00	11,989.74	0101	4001	4001	F	Reg	DS0070



Dept. of General Services
 FY 2016 Position Listing
 As of February 12, 2016
 PeopleSoft Report Run Date: 2/12/16



00075147	Supv Special Police Officer	Leo,Craig J	8/17/2009	F	9	6	53,131.00	1	53,131.00	12,538.92	0101	4001	4001	F	Reg	DS0087	
00082691	Special Police Officer			V	6	0	43,965.00	1	43,965.00	10,375.74	0700	4001	4001	F	Reg	DS0070	
00082692	Special Police Officer	Tobin,Ronald	2/10/2014	F	6	3	46,297.00	1	46,297.00	10,926.09	0700	4001	4001	F	Term	DS0070	
00082693	Special Police Officer			V	6	0	43,965.00	1	43,965.00	10,375.74	0700	4001	4001	F	Reg	DS0070	
00082694	Special Police Officer	Smith,Darnell	2/10/2014	F	6	3	46,297.00	1	46,297.00	10,926.09	0700	4001	4001	F	Term	DS0070	
00082695	Special Police Officer	Graham,Kevin L	2/10/2014	F	6	3	46,297.00	1	46,297.00	10,926.09	0700	4001	4001	F	Term	DS0070	
00082696	Special Police Officer			V	6	0	43,965.00	1	43,965.00	10,375.74	0700	4001	4001	F	Reg	DS0070	
00082697	Special Police Officer	Jackson,Stevie	3/24/2014	F	6	2	45,131.00	1	45,131.00	10,650.92	0700	4001	4001	F	Term	DS0070	
00082699	Special Police Officer			V	6	0	43,965.00	1	43,965.00	10,375.74	0700	4001	4001	F	Reg	DS0070	
00082700	Special Police Officer			V	6	0	43,965.00	1	43,965.00	10,375.74	0700	4001	4001	F	Reg	DS0070	
00082701	Special Police Officer	Noel,Neil	2/24/2014	F	6	2	45,131.00	1	45,131.00	10,650.92	0700	4001	4001	F	Term	DS0070	
00082702	Special Police Officer	Young,Gerald	3/24/2014	F	6	2	45,131.00	1	45,131.00	10,650.92	0700	4001	4001	F	Term	DS0070	
00082703	Special Police Officer			V	6	0	43,965.00	1	43,965.00	10,375.74	0700	4001	4001	F	Reg	DS0070	
00082704	Special Police Officer			V	6	0	43,965.00	1	43,965.00	10,375.74	0700	4001	4001	F	Reg	DS0070	
00082705	Special Police Officer	Geter,Carla	6/2/2014	F	6	2	45,131.00	1	45,131.00	10,650.92	0700	4001	4001	F	Term	DS0070	
00082706	Special Police Officer			V	6	0	43,965.00	1	43,965.00	10,375.74	0700	4001	4001	F	Reg	DS0070	
00082707	Special Police Officer	Matthews,Donald J	6/30/2014	F	6	2	45,131.00	1	45,131.00	10,650.92	0700	4001	4001	F	Term	DS0070	
00082708	Special Police Officer	Edwards,John	6/2/2014	F	6	2	45,131.00	1	45,131.00	10,650.92	0700	4001	4001	F	Term	DS0070	
00082709	Special Police Officer	Williams,Warren	1/12/2015	F	6	2	45,131.00	1	45,131.00	10,650.92	0700	4001	4001	F	Term	DS0070	
00082710	Special Police Officer	Williams,Arvine P	7/1/2014	F	6	2	45,131.00	1	45,131.00	10,650.92	0700	4001	4001	F	Term	DS0070	
00082711	Special Police Officer	McCain,Kent	8/11/2014	F	6	2	45,131.00	1	45,131.00	10,650.92	0700	4001	4001	F	Term	DS0070	
00082712	Special Police Officer	Wilson,Dennis J	6/30/2014	F	6	2	45,131.00	1	45,131.00	10,650.92	0700	4001	4001	F	Term	DS0070	
00082713	Special Police Officer	Holman,Donovan	8/11/2014	F	6	2	45,131.00	1	45,131.00	10,650.92	0700	4001	4001	F	Term	DS0070	
					Total FTEs			130									



Dept. of General Services
 FY 2016 Position Listing
 As of February 12, 2016
 PeopleSoft Report Run Date: 2/12/16



Posn Nbr	Title	Name	Hire Date	Vac Stat	Grade	Step	Salary	FTE x Dist %	Salary Based on FTE Distrib	Estimated Fringes @ 23.6%	Fund Code	Prgm Code	Activit y	F/P Time	Reg/Temp /Term	WAE	Sal Plan	
00007545	General Engineer (Energy)	Singh,Amar	6/29/1981	F	14	10	119,811.00	1	119,811.00	28,275.40	0100	5001	5001	F	Reg	N	DS0087	
00024170	Special Assistant	Sherrod,Wanda Y	3/30/2015	F	9	0	123,600.00	1	123,600.00	29,169.60	0100	5001	5001	F	Reg	N	XS0001	
00027850	Project Manager	Bagai,Satish K	1/5/2009	F	14	6	116,700.00	1	116,700.00	27,541.20	0100	5001	5001	F	Reg	N	DS0077	
00027994	Senior Project Manager	Wessel,William W	9/22/2014	F	15	0	149,586.90	1	149,586.90	35,302.51	0100	5001	5001	F	Reg	N	DS0086	
00028000	Deputy Director for Capital Co	Bonvechio,Jeffrey D	8/25/2003	F	16	0	176,130.00	1	176,130.00	41,566.68	0100	5001	5001	F	Reg	N	DS0086	
00028009	Executive Assistant	McPayten,Christine L	3/3/2008	F	12	6	78,894.00	1	78,894.00	18,618.98	0100	5001	5001	F	Reg	N	DS0087	
00028023	EXECUTIVE ASST	Hawkins,Daphne	8/7/2000	F	12	7	81,014.00	1	81,014.00	19,119.30	0100	5001	5001	F	Reg	N	DS0087	
00033059	Senior Project Manager	Campbell,Stephen A.	11/24/2008	F	16	0	152,981.78	1	152,981.78	36,103.70	0100	5001	5001	F	Reg	N	DS0086	
00035804	Senior Project Manager	Aganga Williams,Gbolahan E	3/31/2008	F	15	0	115,889.53	1	115,889.53	27,349.93	0100	5001	5001	F	Reg	N	DS0086	
00045656	Management Analyst			V	13	0	85,104.00	1	85,104.00	20,084.54	0100	5001	5001	F	Reg	N	DS0077	
00071843	Project Management Officer	Al Alami,Allam H	4/5/1999	F	16	0	166,827.72	1	166,827.72	39,371.34	0100	5001	5001	F	Reg	N	DS0086	
00071845	CONSTRUCTION ANALYST	Morgan,Corey E	1/7/2008	F	12	7	87,625.00	1	87,625.00	20,679.50	0100	5001	5001	F	Reg	N	DS0077	
00082822	Mgmt and Program Analysis Offi	White,Cassandra B	3/2/2009	F	14	0	111,394.50	1	111,394.50	26,289.10	0100	5001	5001	F	Reg	N	DS0086	
00085512	Management & Program Analyst	Bellamy,Sandy F.	4/8/2013	F	14	7	119,923.00	1	119,923.00	28,301.83	0100	5001	5001	F	Reg	N	DS0077	
							Total FTEs	14										



Dept. of General Services
 FY 2016 Position Listing
 As of February 12, 2016
 PeopleSoft Report Run Date: 2/12/16



Posn Nbr	Title	Name	Hire Date	Vac Stat	Grade	Step	Salary	FTE x Dist %	Salary Based on FTE Distrib	Estimated Fringes @ 23.6%	Fund Code	Prgm Code	Activity F/P Time	Reg/Temp /Term	Sal Plan	
00005793	Supvy Contract Specialist	Marshall,James	11/7/2011	F		14	0 118,401.34	1	118,401.34	27,942.72	0100	6001 6001	F	Reg	DS0086	
00009268	Contract Specialist	Giles,Keith	7/13/2015	F		12	1 68,294.00	1	68,294.00	16,117.38	0100	6001 6001	F	Reg	DS0087	
00012375	Clerical Assistant	Brown,Brianna	6/18/2012	F		6	5 38,997.00	1	38,997.00	9,203.29	0100	6001 6001	F	Reg	DS0087	
00012546	Contract Specialist	Banks,Domonique	7/13/2015	F		12	1 68,294.00	1	68,294.00	16,117.38	0100	6001 6001	F	Reg	DS0087	
00018755	Executive Assistant	Maye,Carissa	11/19/2012	F		12	2 70,414.00	1	70,414.00	16,617.70	0100	6001 6001	F	Reg	DS0087	
00035851	BUILDING MGMT SPEC			V		12	1 68,294.00	1	68,294.00	16,117.38	0100	6001 6001	F	Reg	DS0087	
00046437	Program Analyst	Suggs-Evans,Rosemary D	9/10/2012	F		13	8 96,341.00	1	96,341.00	22,736.48	0100	6001 6001	F	Reg	DS0087	
00048428	Contract Specialist	Washington,Courtney Danielle	8/15/2011	F		9	1 45,811.00	1	45,811.00	10,811.40	0100	6001 6001	F	Reg	DS0087	
00048502	Contract Specialist	James,Jason S	7/27/2015	F		11	5 62,291.00	1	62,291.00	14,700.68	0100	6001 6001	F	Reg	DS0087	
00048528	Contract Specialist			V		13	10 101,385.00	1	101,385.00	23,926.86	0100	6001 6001	F	Reg	DS0087	
00051344	Contract Specialist	Gray,Kimberly M	10/26/2008	F		13	10 101,385.00	1	101,385.00	23,926.86	0100	6001 6001	F	Reg	DS0087	
00051345	CONTRACT SPECIALIST			V		12	0 68,294.00	1	68,294.00	16,117.38	0100	6001 6001	F	Reg	DS0087	
00051441	Associate Director for Contrac	Alao,Yinka T	5/18/2015	F		16	0 154,500.00	1	154,500.00	36,462.00	0100	6001 6001	F	Reg	DS0086	
00051442	Contract Specialist			V		14	0 93,000.00	1	93,000.00	21,948.00	0100	6001 6001	F	Reg	DS0087	
00051452	Program Analyst	Warren,Olivia M	7/1/2012	F		12	5 76,774.00	1	76,774.00	18,118.66	0100	6001 6001	F	Reg	DS0087	
00051503	Clerk	Wheeler,Alia	6/17/2013	F		4	5 32,444.00	1	32,444.00	7,656.78	0100	6001 6001	F	Reg	DS0087	
00051517	Program Support Assistant	Johnson,Ashley	10/5/2015	F		7	9 47,053.00	1	47,053.00	11,104.51	0100	6001 6001	F	Term	DS0087	
00070281	Program Support Specialist	Norris,Alicia Yvette	2/24/2014	F		11	4 60,517.00	1	60,517.00	14,282.01	0100	6001 6001	F	Reg	DS0087	
00070766	Contract Specialist			V		13	0 78,687.00	1	78,687.00	18,570.13	0100	6001 6001	F	Reg	DS0087	
00073179	CLERICAL ASSISTANT			V		7	0 37,927.00	1	37,927.00	8,950.77	0100	6001 6001	F	Reg	DS0087	
00083167	Management Analyst	Smith,Justin A	7/1/2014	F		12	2 70,414.00	1	70,414.00	16,617.70	0100	6001 6001	F	Term	DS0087	
00088120	Supvy Contract Specialist	Stern,Arthur V	12/31/2012	F		14	0 96,756.00	1	96,756.00	22,834.42	0100	6001 6001	F	Reg	DS0086	
00088120	Supvy Contract Specialist	Saint-Surin,Farrah	11/4/2013	F		14	0 100,000.00	1	100,000.00	23,600.00	0100	6001 6001	F	Reg	DS0086	
00088121	Supvy Contract Specialist			V		14	0 116,107.00	1	116,107.00	27,401.25	0100	6001 6001	F	Reg	DS0086	
								Total FTEs	24							



Dept. of General Services
 FY 2016 Position Listing
 As of February 12, 2016
 PeopleSoft Report Run Date: 2/12/16



Posn Nbr	Title	Name	Hire Date	Vac Stat	Grade	Step	Salary	FTE x Dist %	Salary Based on FTE Distrib	Estimated Fringes @	Fund Code	Prgm Code	Activity	F/P Time	Reg/Term	WAE	Sal Plan
00000546	Building Manager	Varre,Jean-Francis E	2/6/2006	F		13	0 93,777.19	1	93,777.19	22,131.42	0101		3002 3002	F	Reg	N	DS0086
00000671	Building Manager	Greene,Reginald D	8/4/2008	F		13	0 89,114.54	1	89,114.54	21,031.03	0101		3002 3002	F	Reg	N	DS0086
00000876	Deputy Associate Director for			V		15	0 90,384.00	1	90,384.00	21,330.62	0101		4001 4001	F	Reg	N	DS0020
00000881	Risk Management Coordinator	Byrd,Richard B	1/14/2013	F		13	10 101,385.00	1	101,385.00	23,926.86	0101		3002 3002	F	Reg	N	DS0087
00001468	Mail Assistant (MVO)	Norris,Morgan S	7/10/2006	F		6	9 47,343.00	1	47,343.00	11,172.95	0100		3001 3001	F	Reg	N	DS0079
00001847	WELDER	Bates,Wallace L	8/19/1996	F		10	10 67,267.20	1	67,267.20	15,875.06	0101		3002 3002	F	Reg	N	WS0029
00002456	Assistant Maintenance Services	Wood,James T	6/17/2013	F		14	0 97,652.00	1	97,652.00	23,045.87	0101		3002 3002	F	Term	N	DS0086
00003788	Program Analyst	Hoover,Lolita	10/7/2013	F		12	5 76,774.00	1	76,774.00	18,118.66	0101		3002 3002	F	Reg	N	DS0087
00003928	Asset Specialist			V		14	0 93,000.00	1	93,000.00	21,948.00	0100		2001 2001	F	Reg	N	DS0087
00004190	Realty Officer	Finney,Perry	11/3/2014	F		15	0 128,750.00	1	128,750.00	30,385.00	0100		2001 2001	F	Reg	N	DS0086
00004594	Maintenance Mechanic	Sines,Thomas W sr	10/25/1999	F		10	10 67,267.20	1	67,267.20	15,875.06	0101		3002 3002	F	Reg	N	WS0029
00004661	Special Police Officer	Madero,Stan M	8/30/2010	F		6	10 54,459.00	1	54,459.00	12,852.32	0101		4001 4001	F	Reg	N	DS0070
00004716	Maintenance Worker Leader	Alsbrooks,Wesley Andrew	1/22/2008	F		5	5 48,339.20	1	48,339.20	11,408.05	0100		3010 3010	F	Reg	N	WS0034
00004737	Strategic Development Speciali			V		13	1 78,687.00	1	78,687.00	18,570.13	0101		4001 4001	F	Reg	N	DS0087
00004760	Supv Special Police Officer	Collins,Martin Charles	9/18/2006	F		11	0 78,747.37	1	78,747.37	18,584.38	0101		4001 4001	F	Reg	N	DS0086
00005090	Maintenance Mechanic	Miller,Leroy B	3/30/2009	F		10	10 67,267.20	1	67,267.20	15,875.06	0101		3002 3002	F	Reg	N	WS0029
00005484	Physical Security Specialist	Bachman,Lawrence	1/17/2012	F		12	10 87,374.00	1	87,374.00	20,620.26	0101		4001 4001	F	Reg	N	DS0087
00005747	MAINTENANCE WORKER	Dillahunt,Sylvia	10/19/2000	F		5	5 44,241.60	1	44,241.60	10,441.02	0100		3010 3010	F	Reg	N	WS0029
00005793	Supvy Contract Specialist	Marshall,James	11/7/2011	F		14	0 118,401.34	1	118,401.34	27,942.72	0100		6001 6001	F	Reg	N	DS0086
00005938	PLUMBER	Scott,Stephen	7/3/1989	F		9	10 64,001.60	1	64,001.60	15,104.38	0100		3010 3010	F	Reg	N	WS0029
00006426	Special Police Officer			V		6	0 43,965.00	1	43,965.00	10,375.74	0101		4001 4001	F	Reg	N	DS0070
00006923	Special Police Officer	Holland,Lawrence K	2/27/2012	F		6	6 49,795.00	1	49,795.00	11,751.62	0101		4001 4001	F	Reg	N	DS0070
00007545	General Engineer (Energy)	Singh,Amar	6/29/1981	F		14	10 119,811.00	1	119,811.00	28,275.40	0100		5001 5001	F	Reg	N	DS0087
00007822	Maintenance Mechanic Superviso			V		13	0 77,396.80	1	77,396.80	18,265.64	0100		3010 3010	F	Reg	N	WS0028
00008318	Associate Director for Portfoli	Hayes,James F.	4/6/2015	F		16	0 154,500.00	1	154,500.00	36,462.00	0100		2001 2001	F	Reg	N	DS0086
00008378	Lead Special Police Officer	White,James E	10/14/2007	F		7	7 54,764.00	1	54,764.00	12,924.30	0101		4001 4001	F	Reg	N	DS0070
00008398	Supvy Physical Security Spec	Mack,Maurice D.	12/30/2013	F		13	0 109,272.70	1	109,272.70	25,788.36	0101		4001 4001	F	Reg	N	DS0086
00008901	Mail Assistant (MVO)			V		6	1 37,015.00	1	37,015.00	8,735.54	0100		3001 3001	F	Reg	N	DS0079
00008979	Management Liaison Specialist	Green,Dana	1/7/2008	F		13	10 101,385.00	1	101,385.00	23,926.86	0100		1010 1010	F	Reg	N	DS0087
00009033	Program Analyst	Williams,Arleen	7/15/2013	F		12	10 87,374.00	1	87,374.00	20,620.26	0101		3002 3002	F	Reg	N	DS0087
00009106	Property Management Specialist	Moore,Ashley F	8/20/2007	F		9	6 53,131.00	1	53,131.00	12,538.92	0101		3002 3002	F	Reg	N	DS0087
00009213	Executive Assistant	McCrae,Johnetta M	11/4/2013	F		12	8 83,134.00	1	83,134.00	19,619.62	0101		4001 4001	F	Reg	N	DS0087
00009268	Contract Specialist	Giles,Keith	7/13/2015	F		12	1 68,294.00	1	68,294.00	16,117.38	0100		6001 6001	F	Reg	N	DS0087
00009370	Clerical Assistant	Gheitu,Leila A	12/16/2013	F		7	10 49,780.00	1	49,780.00	11,748.08	0101		4001 4001	F	Term	N	DS0087
00009443	MAINTENANCE WORKER	Tillman,Tammy Marie	5/1/2002	F		5	9 49,566.40	1	49,566.40	11,697.67	0100		3010 3010	F	Reg	N	WS0029
00009493	Maintenance Mechanic	James Jr.,Bobby Lee	9/23/2013	F		10	10 67,267.20	1	67,267.20	15,875.06	0101		3002 3002	F	Reg	N	WS0029
00009705	Supv Special Police Officer	Harris Jr.,Martin D	8/12/1991	F		9	10 58,987.00	1	58,987.00	13,920.93	0101		4001 4001	F	Reg	N	DS0087
00009949	Maintenance Mechanic	Morton,Tyrone	2/11/2013	F		10	4 56,534.40	1	56,534.40	13,342.12	0101		3002 3002	F	Reg	N	WS0029
00010071	BUILDING MGMT SPEC	Teasley,Robin F	4/13/2009	F		12	8 83,134.00	1	83,134.00	19,619.62	0101		3008 3008	F	Reg	N	DS0087
00010128	Executive Assistant	Currie,Kimberly R	10/25/2010	F		12	5 76,774.00	1	76,774.00	18,118.66	0101		3002 3002	F	Reg	N	DS0087
00010198	Lead Special Police Officer	Moses,Dana V	8/22/1995	F		7	10 58,724.00	1	58,724.00	13,858.86	0101		4001 4001	F	Reg	N	DS0070
00010305	Special Police Officer	Renfroe,Ricardo	5/19/2014	F		6	2 45,131.00	1	45,131.00	10,650.92	0101		4001 4001	F	Reg	N	DS0070
00010600	Special Police Officer	Bunch,Terrie A	10/14/2007	F		6	10 54,459.00	1	54,459.00	12,852.32	0101		4001 4001	F	Reg	N	DS0070
00010649	Supv Special Police Officer	Mustafaa,Khalid	5/5/2014	F		11	0 68,958.50	1	68,958.50	16,274.21	0101		4001 4001	F	Reg	N	DS0086
00010720	Special Police Officer	Redmond,Dwayne	11/13/2007	F		6	7 50,961.00	1	50,961.00	12,026.80	0101		4001 4001	F	Reg	N	DS0070
00010728	Special Police Officer			V		6	0 43,965.00	1	43,965.00	10,375.74	0101		4001 4001	F	Reg	N	DS0070
00010791	MAINTENANCE WORKER	Pressley,Richard	5/25/1986	F		8	10 60,819.20	1	60,819.20	14,353.33	0101		3002 3002	F	Reg	N	WS0029
00010923	WOOD CRAFTER	Bradley,Dewey J	1/24/1977	F		10	10 67,267.20	1	67,267.20	15,875.06	0101		3002 3002	F	Reg	N	WS0029
00011067	PGM SYSTEM TECH	Powell,Willis	6/15/1998	F		9	10 63,798.00	1	63,798.00	15,056.33	0100		3012 3012	F	Reg	N	DS0077
00011207	Lead Special Police Officer			V		7	0 46,844.00	1	46,844.00	11,055.18	0101		4001 4001	F	Reg	N	DS0070
00012375	Clerical Assistant	Brown,Brianna	6/18/2012	F		6	5 38,997.00	1	38,997.00	9,203.29	0100		6001 6001	F	Reg	N	DS0087
00012488	Capital Budget Director	Jones,Dwight E	1/23/1984	F		15	8 144,563.00	1	144,563.00	34,116.87	0100		1051 1051	F	Reg	N	DS0007
00012546	Contract Specialist	Banks,Domonique	7/13/2015	F		12	1 68,294.00	1	68,294.00	16,117.38	0100		6001 6001	F	Reg	N	DS0087



Dept. of General Services
 FY 2016 Position Listing
 As of February 12, 2016
 PeopleSoft Report Run Date: 2/12/16



00012553	Special Police Officer	McGill,Joseph	7/2/2012	F	6	8	52,127.00	1	52,127.00	12,301.97	0101	4001 4001	F	Reg	N	DS0070
00012734	Special Police Officer	Robinson,Charles M.	2/24/2014	F	6	6	49,795.00	1	49,795.00	11,751.62	0101	4001 4001	F	Reg	N	DS0070
00012821	Maintenance Mechanic	Matos,Miguel A	1/4/2010	F	10	10	67,267.20	1	67,267.20	15,875.06	0101	3002 3002	F	Reg	N	WS0029
00012875	UTILITY MGMT PGM SPEC	Andrews,Monica	9/21/2015	F	12	10	87,374.00	1	87,374.00	20,620.26	0100	1095 1095	F	Reg	N	DS0087
00012882	CARPENTER	Rockett Jr.,Clarence	1/25/1993	F	9	10	64,001.60	1	64,001.60	15,104.38	0100	3010 3010	F	Reg	N	WS0029
00012974	Carpenter	Stewart,Gary D	10/15/2007	F	9	6	57,179.20	1	57,179.20	13,494.29	0101	3002 3002	F	Reg	N	WS0029
00013474	Supervisory Attorney Advisor	Sandoval,Carlos M.	12/7/2009	F	1	0	152,440.00	1	152,440.00	35,975.84	0100	1045 1045	F	Reg	N	LX0001
00013579	Special Police Officer	Francis,Jeanelle D.	10/29/2007	F	6	6	49,795.00	1	49,795.00	11,751.62	0101	4001 4001	F	Reg	N	DS0070
00014204	Maintenance Worker	Perrier,Sylvester	2/10/2014	F	7	3	46,966.40	1	46,966.40	11,084.07	0101	3002 3002	F	Reg	N	WS0029
00014271	MAINTENANCE WORKER	Brown,Timothy L	7/7/1986	F	7	10	57,595.20	1	57,595.20	13,592.47	0100	3010 3010	F	Reg	N	WS0029
00014374	MECHANIC HELPER	Mckey,Rashaad	2/5/2001	F	5	8	48,235.20	1	48,235.20	11,383.51	0100	3010 3010	F	Reg	N	WS0029
00014447	STAFF ASSISTANT	Beckles,Lavern R	8/3/1987	F	9	8	56,059.00	1	56,059.00	13,229.92	0101	3002 3002	F	Reg	N	DS0087
00014536	MAINTENANCE MECHANIC HELPER	Lane,Regina	11/5/2001	F	5	9	49,566.40	1	49,566.40	11,697.67	0100	3010 3010	F	Reg	N	WS0029
00015137	Management Analyst	Lucas,Marcus T	2/25/2013	F	12	9	85,254.00	1	85,254.00	20,119.94	0101	3002 3002	F	Reg	N	DS0087
00015342	Maintenance Mechanic			V	10	1	51,168.00	1	51,168.00	12,075.65	0100	3010 3010	F	Reg	N	WS0029
00015542	Supvy. Management Analyst	Ruffin,Cheryl D.	7/17/2000	F	13	0	117,789.61	1	117,789.61	27,798.35	0101	3002 3002	F	Reg	N	DS0086
00015590	Util Syst Repair Oper Supvr	Hong,Laurent Kim	1/3/2011	F	12	0	77,147.20	1	77,147.20	18,206.74	0101	3002 3002	F	Reg	N	WS0028
00015692	CAPITAL BUDGET ANALYST	MILLER,KORY A	10/17/2005	F	13	9	106,934.00	1	106,934.00	25,236.42	0100	1051 1051	F	Reg	N	DS0007
00015806	Plumber	Johnson,Eric L	3/29/2010	F	9	5	55,473.60	0.07	3,883.15	916.42	0100	3013 3013	F	Reg	N	WS0029
00015806	Plumber	Johnson,Eric L	3/29/2010	F	9	5	55,473.60	0.15	8,321.04	1,963.77	0100	3002 3002	F	Reg	N	WS0029
00015806	Plumber	Johnson,Eric L	3/29/2010	F	9	5	55,473.60	0.4	22,189.44	5,236.71	0100	3009 3009	F	Reg	N	WS0029
00015806	Plumber	Johnson,Eric L	3/29/2010	F	9	5	55,473.60	0.08	4,437.89	1,047.34	0100	3012 3012	F	Reg	N	WS0029
00015806	Plumber	Johnson,Eric L	3/29/2010	F	9	5	55,473.60	0.3	16,642.08	3,927.53	0100	3010 3010	F	Reg	N	WS0029
00015854	Maintenance Worker	Jackson,Phillip C	8/30/2010	F	5	8	48,235.20	1	48,235.20	11,383.51	0100	3010 3010	F	Reg	N	WS0029
00015860	ELECTRICAL WORKER	Carlos,David	10/10/1989	F	8	8	57,616.00	1	57,616.00	13,597.38	0100	3010 3010	F	Reg	N	WS0029
00016041	Contract Compliance Monitor	Fuller,Ebony	12/31/2012	F	11	2	56,969.00	1	56,969.00	13,444.68	0101	4001 4001	F	Reg	N	DS0087
00016050	BUILDING MGMT SPEC	Lumpkin,Gregory T	7/12/2004	F	12	7	81,014.00	1	81,014.00	19,119.30	0101	3002 3002	F	Reg	N	DS0087
00016059	MAINTENANCE WORKER	Harris,Johnnyrhette	7/7/1986	F	8	10	60,819.20	1	60,819.20	14,353.33	0101	3002 3002	F	Reg	N	WS0029
00016092	Special Police Officer	Harvey,Ahmad	6/18/2012	F	6	6	49,795.00	1	49,795.00	11,751.62	0101	4001 4001	F	Reg	N	DS0070
00016096	MAINTENANCE MECHANIC HELPER	Bynum,Roland	6/1/2004	F	5	8	48,235.20	1	48,235.20	11,383.51	0100	3010 3010	F	Reg	N	WS0029
00016127	Special Police Officer	Shatzer,Michael S	8/31/2009	F	6	4	47,463.00	1	47,463.00	11,201.27	0101	4001 4001	F	Reg	N	DS0070
00016133	ADMIN SRVS MGR	Lewis,Louise Pepper	1/21/2014	F	14	0	116,699.00	1	116,699.00	27,540.96	0101	4001 4001	F	Reg	N	DS0086
00016136	BUILDING MGMT SPEC			V	11	0	55,195.00	1	55,195.00	13,026.02	0101	3002 3002	F	Reg	N	DS0087
00016144	Util Syst Repair. Oper Supvy.	Jeter,Antonio Lorenzo	7/31/2011	F	11	0	75,670.40	1	75,670.40	17,858.21	0101	3002 3002	F	Reg	N	WS0028
00016202	Special Police Officer			V	6	1	43,965.00	1	43,965.00	10,375.74	0101	4001 4001	F	Reg	N	DS0070
00016220	MAINTENANCE MECHANIC SUPV	Minor,Gregory S	11/30/2015	F	13	0	75,899.20	1	75,899.20	17,912.21	0101	3002 3002	F	Reg	N	WS0028
00016238	Maintenance Services Manager			V	15	0	128,879.00	1	128,879.00	30,415.44	0100	3009 3009	F	Reg	N	DS0086
00016281	PHYSICAL SECURITY SPEC	Marby,Michael	6/15/1980	F	12	10	87,374.00	1	87,374.00	20,620.26	0101	4001 4001	F	Reg	N	DS0087
00016389	MAINTENANCE WORKER	Rhodes,Warren W	7/4/1972	F	5	10	50,897.60	1	50,897.60	12,011.83	0100	3010 3010	F	Reg	N	WS0029
00016519	Facilities Operations Manager			V	13	0	100,962.50	1	100,962.50	23,827.15	0101	3002 3002	F	Reg	N	DS0086
00016533	PIPEFITTER	Dangerfield-Harris,Ronald Paul P	6/23/1997	F	10	10	67,267.20	1	67,267.20	15,875.06	0101	3002 3002	F	Reg	N	WS0029
00016642	Maintenance Worker	Williams,Gregory	2/25/2013	F	5	6	45,572.80	1	45,572.80	10,755.18	0100	3010 3010	F	Reg	N	WS0029
00016677	Maintenance Mechanic	Drayton,Larry	12/21/1993	F	9	10	64,001.60	1	64,001.60	15,104.38	0101	3002 3002	F	Reg	N	WS0029
00016734	Special Police Officer			V	6	1	43,965.00	1	43,965.00	10,375.74	0101	4001 4001	F	Reg	N	DS0070
00016868	ELECTRICIAN	Ladson,Valerie	9/1/2000	F	11	9	68,785.60	1	68,785.60	16,233.40	0100	3010 3010	F	Reg	N	WS0029
00016956	MAINTENANCE MECHANIC HELPER	Lane,Maurice L	8/26/2002	F	5	9	49,566.40	1	49,566.40	11,697.67	0100	3010 3010	F	Reg	N	WS0029
00017115	Maintenance Mechanic	Blake,Larry D	10/13/2009	F	10	5	58,323.20	1	58,323.20	13,764.28	0101	3002 3002	F	Reg	N	WS0029
00017414	PIPEFITTER	May Jr.,Joe L	1/22/1988	F	10	10	67,267.20	1	67,267.20	15,875.06	0101	3002 3002	F	Reg	N	WS0029
00017476	Pipefitter	Mckie,Charlie	10/5/1981	F	10	10	67,267.20	1	67,267.20	15,875.06	0101	3002 3002	F	Reg	N	WS0029
00017481	Maintenance Worker	Thomas,Andre A	12/3/2012	F	5	10	50,897.60	1	50,897.60	12,011.83	0100	3010 3010	F	Reg	N	WS0029
00017515	MAINTENANCE MECHANIC HELPER	Jefferson,Richard	3/12/2001	F	5	9	49,566.40	1	49,566.40	11,697.67	0100	3010 3010	F	Reg	N	WS0029
00017572	Boiler Plant Operator			V	10	1	51,168.00	1	51,168.00	12,075.65	0101	3008 3008	F	Reg	N	WS0029
00017575	Boiler Plant Equip. Mechanic	Jones,Willie O	11/2/1981	F	10	10	67,267.20	1	67,267.20	15,875.06	0101	3002 3002	F	Reg	N	WS0029
00018004	MAINTENANCE MECHANIC HELPER	Henderson,Sharon	11/5/2001	F	5	9	49,566.40	1	49,566.40	11,697.67	0100	3010 3010	F	Reg	N	WS0029
00018115	Lead Special Police Officer	Sharpe,Franklin E	6/20/1973	F	7	10	58,724.00	1	58,724.00	13,858.86	0101	4001 4001	F	Reg	N	DS0070
00018194	MAINTENANCE MECHANIC HELPER	Myles,Maurice E	12/30/1987	F	5	9	49,566.40	1	49,566.40	11,697.67	0100	3010 3010	F	Reg	N	WS0029



Dept. of General Services
 FY 2016 Position Listing
 As of February 12, 2016
 PeopleSoft Report Run Date: 2/12/16



00018343	ELECTRICIAN WORKER	Harris,Kirk T	9/21/1986	F	8	10	60,819.20	1	60,819.20	14,353.33	0101	3002 3002	F	Reg	N	WS0029
00018467	MAINTENANCE MECHANIC HELPER	Jones,Katrina	11/5/2001	F	5	9	49,566.40	1	49,566.40	11,697.67	0100	3010 3010	F	Reg	N	WS0029
00018505	Maintenance Worker	Hallman,Derrick J	11/9/2009	F	5	5	44,241.60	1	44,241.60	10,441.02	0100	3010 3010	F	Reg	N	WS0029
00018554	ACCOUNTANT	Mekonnen,Teddy	1/25/2016	F	11	5	67,375.00	1	67,375.00	15,900.50	0100	1051 1051	F	Reg	N	DS0007
00018755	Executive Assistant	Maye,Carissa	11/19/2012	F	12	2	70,414.00	1	70,414.00	16,617.70	0100	6001 6001	F	Reg	N	DS0087
00018868	Util Syst Repair Oper Supvr	Thorpe,Darnell C	1/3/2011	F	12	0	75,649.60	1	75,649.60	17,853.31	0101	3002 3002	F	Reg	N	WS0028
00019022	MAINTENANCE MECHANIC HELPER	Bedney,Carrice	11/5/2001	F	5	9	49,566.40	1	49,566.40	11,697.67	0100	3010 3010	F	Reg	N	WS0029
00019385	MAINTENANCE MECHANIC HELPER	Spriggs,Kelly	11/5/2001	F	5	9	49,566.40	1	49,566.40	11,697.67	0100	3010 3010	F	Reg	N	WS0029
00019741	FAC MAINTENANCE MGR	Artis,Charles M	1/3/2000	F	14	0	96,755.51	1	96,755.51	22,834.30	0101	3002 3002	F	Reg	N	DS0086
00019762	BUILDING MGMT SPEC	Saunders,Robert W	9/28/2009	F	12	5	76,774.00	1	76,774.00	18,118.66	0101	3002 3002	F	Reg	N	DS0087
00019843	TRACTOR OPERATOR	Garmany,Darnell	7/2/2012	F	6	4	45,510.40	1	45,510.40	10,740.45	0100	3010 3010	F	Reg	N	WS0029
00019847	Carpenter	Ruth,Ray	9/9/2013	F	9	10	64,001.60	1	64,001.60	15,104.38	0101	3002 3002	F	Reg	N	WS0029
00019854	Facility Manager			V	12	0	74,557.60	1	74,557.60	17,595.59	0101	3002 3002	F	Reg	N	WS0028
00019897	Carpenter	Morris,Edward E	4/13/2009	F	9	6	57,179.20	1	57,179.20	13,494.29	0101	3002 3002	F	Reg	N	WS0029
00019914	Senior Project Manager	Mamoon,Adnan	2/8/2016	F	15	0	142,000.00	1	142,000.00	33,512.00	0101	3002 3002	F	Reg	N	DS0086
00020002	Maintenance Worker Leader			V	7	0	48,027.20	1	48,027.20	11,334.42	0100	3010 3010	F	Reg	N	WS0034
00020014	Maintenance Mechanic Leader			V	10	0	56,222.40	1	56,222.40	13,268.49	0101	3002 3002	F	Reg	N	WS0034
00020330	Logistics Management Spec	Williams,Lawrence L	1/19/1999	F	13	10	109,665.00	1	109,665.00	25,880.94	0100	3012 3012	F	Reg	N	DS0077
00020553	MAINTENANCE MECHANIC HELPER	Jeter,Gladys	11/5/2001	F	5	9	49,566.40	1	49,566.40	11,697.67	0100	3010 3010	F	Reg	N	WS0029
00020568	PLUMBER	Jackson,Richard D	1/24/2009	F	9	10	64,001.60	1	64,001.60	15,104.38	0101	3002 3002	F	Reg	N	WS0029
00020602	LOCKSMITH LEADER	Bailey,Michael K	1/13/1988	F	9	9	68,224.00	1	68,224.00	16,100.86	0101	3002 3002	F	Reg	N	WS0034
00020761	MANAGEMENT ANALYST			V	12	1	73,867.00	1	73,867.00	17,432.61	0100	3012 3012	F	Reg	N	DS0077
00020865	Special Police Officer			V	6	0	43,965.00	1	43,965.00	10,375.74	0101	4001 4001	F	Reg	N	DS0070
00020868	BUILDING MGMT SPEC	Hoftyzer,Paul	4/7/2014	F	12	10	87,374.00	1	87,374.00	20,620.26	0101	3002 3002	F	Reg	N	DS0087
00020876	MASONRY WORKER	Beymun,Alfred L	7/20/1987	F	9	10	64,001.60	1	64,001.60	15,104.38	0101	3002 3002	F	Reg	N	WS0029
00020911	Special Police Officer			V	6	1	43,965.00	1	43,965.00	10,375.74	0101	4001 4001	F	Reg	N	DS0070
00020967	Maintenance Mechanic	Proctor,James B	10/25/2010	F	10	9	65,478.40	1	65,478.40	15,452.90	0101	3002 3002	F	Reg	N	WS0029
00021059	ELECTRICIAN	Murphy,Richard	6/18/1990	F	10	10	67,267.20	1	67,267.20	15,875.06	0101	3002 3002	F	Reg	N	WS0029
00021083	Staff Assistant	Parra,Rose Marie	10/25/2010	F	9	2	47,275.00	1	47,275.00	11,156.90	0100	3010 3010	F	Reg	N	DS0087
00021177	Maintenance Worker	FLETCHER,WALTER	11/19/2012	F	5	8	48,235.20	1	48,235.20	11,383.51	0100	3010 3010	F	Reg	N	WS0029
00021196	Special Police Officer	Leake,Kenneth	7/30/2012	F	6	9	53,293.00	1	53,293.00	12,577.15	0101	4001 4001	F	Reg	N	DS0070
00021200	MAINTENANCE MECHANIC HELPER	Copies,Larry	3/12/2001	F	5	9	49,566.40	1	49,566.40	11,697.67	0100	3010 3010	F	Reg	N	WS0029
00021352	MAINTENANCE WORKER	Montgomery,Jonathan	1/31/2000	F	6	10	54,121.60	1	54,121.60	12,772.70	0100	3010 3010	F	Reg	N	WS0029
00021398	MAINTENANCE MECHANIC HELPER	Williams,Phillip	5/21/2001	F	5	9	49,566.40	1	49,566.40	11,697.67	0100	3010 3010	F	Reg	N	WS0029
00021615	MAINTENANCE MECHANIC HELPER	Thompson,Anthony D	4/24/2000	F	5	10	50,897.60	1	50,897.60	12,011.83	0100	3010 3010	F	Reg	N	WS0029
00021746	Boiler Plant Equip. Mechanic	Alston,Earl F	8/10/1981	F	10	10	67,267.20	1	67,267.20	15,875.06	0101	3002 3002	F	Reg	N	WS0029
00021771	MAINTENANCE WORKER	Smith,Willie	5/23/2011	F	8	8	57,616.00	1	57,616.00	13,597.38	0101	3002 3002	F	Term	N	WS0029
00021926	Mail Assistant (MVO)	Lee,John T	5/1/2007	F	6	6	43,470.00	1	43,470.00	10,258.92	0100	3001 3001	F	Reg	N	DS0079
00022167	MAINTENANCE WORKER MECH HELPER	Gafford,Veronica V	3/12/2001	F	5	9	49,566.40	1	49,566.40	11,697.67	0100	3010 3010	F	Reg	N	WS0029
00022267	Maintenance Mechanic	Horn,Donald	5/21/2012	F	10	5	58,323.20	1	58,323.20	13,764.28	0101	3002 3002	F	Reg	N	WS0029
00022431	MAINTENANCE WORKER			V	5	1	38,916.80	1	38,916.80	9,184.36	0100	3010 3010	F	Reg	N	WS0029
00022624	Maintenance Worker	Mills,James M	5/29/2007	F	6	6	48,380.80	1	48,380.80	11,417.87	0101	3008 3008	F	Reg	N	WS0029
00022785	Locksmith Worker	Harrison,Anthony	11/9/1998	F	7	9	56,076.80	1	56,076.80	13,234.12	0100	3010 3010	F	Reg	N	WS0029
00022808	MAINTENANCE MECHANIC HELPER	Brown,Warren	4/24/2000	F	5	10	50,897.60	1	50,897.60	12,011.83	0100	3010 3010	F	Reg	N	WS0029
00022829	BUILDING MGMT SPEC	Brown Jr.,Melvin G	2/22/1988	F	12	7	81,014.00	1	81,014.00	19,119.30	0101	3002 3002	F	Reg	N	DS0087
00023001	Carpenter	Jones,Darrell L	4/13/2009	F	9	7	58,884.80	1	58,884.80	13,896.81	0101	3002 3002	F	Reg	N	WS0029
00023226	MAINTENANCE MECHANIC HELPER	Eggleston,Henry J	5/1/2002	F	5	8	48,235.20	1	48,235.20	11,383.51	0100	3010 3010	F	Reg	N	WS0029
00023367	MAINTENANCE MECHANIC HELPER	Barnes,Norvella	11/5/2001	F	5	9	49,566.40	1	49,566.40	11,697.67	0100	3010 3010	F	Reg	N	WS0029
00023468	Maintenance Worker			V	5	1	38,916.80	1	38,916.80	9,184.36	0100	3010 3010	F	Reg	N	WS0029
00023522	MAINTENANCE MECHANIC HELPER	Rollins,Rodney J	7/28/2003	F	5	8	48,235.20	1	48,235.20	11,383.51	0100	3010 3010	F	Reg	N	WS0029
00024153	Special Police Officer	Bevard Jr.,Calvin S	10/27/2008	F	6	5	48,629.00	1	48,629.00	11,476.44	0101	4001 4001	F	Reg	N	DS0070
00024170	Special Assistant	Sherrod,Wanda Y	3/30/2015	F	9	0	123,600.00	1	123,600.00	29,169.60	0100	5001 5001	F	Reg	N	XS0001
00024263	BUILDING MGMT SPEC	Haye,William A	9/14/1987	F	12	4	74,654.00	1	74,654.00	17,618.34	0101	3002 3002	F	Reg	N	DS0087
00024383	Lead Special Police Officer	Williams Jr.,Leroy	10/29/2007	F	7	10	58,724.00	1	58,724.00	13,858.86	0101	4001 4001	F	Reg	N	DS0070
00024504	Management Analyst	Dowell,Paul L	10/25/2010	F	12	5	76,774.00	1	76,774.00	18,118.66	0100	3004 3004	F	Reg	N	DS0087
00024509	MAINTENANCE MECHANIC HELPER	Hall Jr.,Morse	10/25/1999	F	5	9	49,566.40	1	49,566.40	11,697.67	0100	3010 3010	F	Reg	N	WS0029



Dept. of General Services
 FY 2016 Position Listing
 As of February 12, 2016
 PeopleSoft Report Run Date: 2/12/16



00024515	Lead Special Police Officer	Bailey,Leroy	1/12/1976	F	7	10	58,724.00	1	58,724.00	13,858.86	0101	4001	4001	F	Reg	N	DS0070
00024575	Util Syst Repair. Oper Supvy.	Pitts,Alfred	6/4/2012	F	11	0	70,574.40	1	70,574.40	16,655.56	0101	3002	3002	F	Reg	N	WS0028
00024674	Special Police Officer	Moore,Kathleen	6/4/2012	F	6	5	48,629.00	1	48,629.00	11,476.44	0101	4001	4001	F	Reg	N	DS0070
00024706	BUILDING MGMT SPEC	Wright,Savitra	6/11/2007	F	12	5	76,774.00	1	76,774.00	18,118.66	0101	3002	3002	F	Reg	N	DS0087
00024806	MASONRY WORKER			V	9	0	48,651.20	1	48,651.20	11,481.68	0101	3002	3002	F	Reg	N	WS0029
00025012	Supv Special Police Officer	Greene,Andre	8/31/2008	F	9	10	58,987.00	1	58,987.00	13,920.93	0101	4001	4001	F	Reg	N	DS0087
00025072	Special Police Officer	Roberson,Cheryl D	2/17/2009	F	5	10	50,152.00	1	50,152.00	11,835.87	0101	4001	4001	F	Reg	N	DS0070
00025101	Special Assistant	Clark,Anthony L	9/18/1998	F	14	6	107,895.00	1	107,895.00	25,463.22	0100	1090	1090	F	Reg	N	DS0087
00025203	Building Manager	Grant,Leyland A	10/29/1984	F	14	0	121,963.30	1	121,963.30	28,783.34	0101	3002	3002	F	Reg	N	DS0086
00025483	MAINTENANCE WORKER	Tucker,Walter	3/14/1988	F	8	10	60,819.20	1	60,819.20	14,353.33	0101	3002	3002	F	Reg	N	WS0029
00025867	Staff Assistant	COWANS,ALICIA V	10/3/2005	F	9	6	53,131.00	1	53,131.00	12,538.92	0101	3002	3002	F	Reg	N	DS0087
00026093	GEN ENGINEER PROJECT MGR	Cyrus,Ralph	12/29/1985	F	14	10	119,811.00	1	119,811.00	28,275.40	0100	3013	3013	F	Reg	N	DS0087
00026117	Special Police Officer	Artis,Calvin	4/7/2014	F	6	6	49,795.00	1	49,795.00	11,751.62	0101	4001	4001	F	Reg	N	DS0070
00026120	Maintenance Mechanic Leader	Tobin,Randolph	1/3/2000	F	10	7	67,828.80	1	67,828.80	16,007.60	0101	3002	3002	F	Reg	N	WS0034
00026153	ELECTRICIAN	Starke,Stephon D	10/2/1989	F	10	10	67,267.20	1	67,267.20	15,875.06	0101	3002	3002	F	Reg	N	WS0029
00026182	CARPENTER	Roy,Mark J	11/23/1987	F	10	10	67,267.20	1	67,267.20	15,875.06	0100	3012	3012	F	Reg	N	WS0029
00026418	ELECTRICIAN	Grant,Michael	11/2/1992	F	10	10	67,267.20	1	67,267.20	15,875.06	0100	3010	3010	F	Reg	N	WS0029
00026468	MAINTENANCE WORKER MECH HELPR	Mcneil,Michael	3/12/2001	F	5	9	49,566.40	1	49,566.40	11,697.67	0100	3010	3010	F	Reg	N	WS0029
00026485	Staff Assistant	Carter,Jameelah	10/4/2004	F	9	10	58,987.00	1	58,987.00	13,920.93	0101	3002	3002	F	Reg	N	DS0087
00026696	Maintenance Mechanic	Thompson,Derrick E	1/4/2010	F	10	5	58,323.20	1	58,323.20	13,764.28	0101	3008	3008	F	Reg	N	WS0029
00026793	Lead Special Police Officer	Greene,Mark J.	8/31/2008	F	7	10	58,724.00	1	58,724.00	13,858.86	0101	4001	4001	F	Reg	N	DS0070
00026869	Mail Assistant (MVO)	Bowlding,Aldon J	5/10/1985	F	6	10	48,634.00	1	48,634.00	11,477.62	0100	3001	3001	F	Reg	N	DS0079
00026966	EXECUTIVE ASST	Hubbard,Andrea A	10/9/2001	F	12	7	81,014.00	1	81,014.00	19,119.30	0101	3002	3002	F	Reg	N	DS0087
00027075	BUILDING MGMT SPEC	White,Michael Devante	10/25/2010	F	12	4	74,654.00	1	74,654.00	17,618.34	0101	3002	3002	F	Reg	N	DS0087
00027199	MECHANIC HELPER	Craig,Rinaldo C	11/30/1992	F	5	10	50,897.60	1	50,897.60	12,011.83	0100	3010	3010	F	Reg	N	WS0029
00027420	Special Police Officer	Boone,Nefatalia A	10/29/2007	F	6	5	48,629.00	1	48,629.00	11,476.44	0101	4001	4001	F	Reg	N	DS0070
00027443	MAINTENANCE WORKER	Smith,Michael	5/1/2002	F	5	7	46,904.00	1	46,904.00	11,069.34	0100	3010	3010	F	Reg	N	WS0029
00027850	Project Manager	Bagai,Satish K	1/5/2009	F	14	6	116,700.00	1	116,700.00	27,541.20	0100	5001	5001	F	Reg	N	DS0077
00027979	Mail Assistant (MVO)	Young,Tyron D	7/10/2006	F	6	10	48,634.00	1	48,634.00	11,477.62	0100	3001	3001	F	Reg	N	DS0079
00027981	PHYSICAL SECURITY SPEC	McFarland II,Jerome T	6/17/2002	F	12	7	81,014.00	1	81,014.00	19,119.30	0101	4001	4001	F	Reg	N	DS0087
00027983	PROPERTY MGMT SPEC	Sansbury,Brenda	8/13/1990	F	9	10	58,987.00	1	58,987.00	13,920.93	0101	3002	3002	F	Reg	N	DS0087
00027985	Lead Special Police Officer	Smith,Tameka S	2/17/2009	F	7	5	52,124.00	1	52,124.00	12,301.26	0101	4001	4001	F	Reg	N	DS0070
00027988	Electrician	Fleming,Phillip J	3/12/1991	F	10	10	67,267.20	1	67,267.20	15,875.06	0101	3002	3002	F	Reg	N	WS0029
00027989	Lead Special Police Officer			V	7	0	46,844.00	1	46,844.00	11,055.18	0101	4001	4001	F	Reg	N	DS0070
00027990	Lead Special Police Officer	Vest,Michael	9/15/1997	F	7	7	54,764.00	1	54,764.00	12,924.30	0101	4001	4001	F	Reg	N	DS0070
00027991	Lead Special Police Officer	Penny,Miriam J	4/1/2002	F	7	7	54,764.00	1	54,764.00	12,924.30	0101	4001	4001	F	Reg	N	DS0070
00027994	Senior Project Manager	Wessel,William W	9/22/2014	F	15	0	149,586.90	1	149,586.90	35,302.51	0100	5001	5001	F	Reg	N	DS0086
00027996	Carpenter Leader	Thompson,Andre A	12/10/2007	F	9	10	70,075.20	1	70,075.20	16,537.75	0101	3002	3002	F	Reg	N	WS0034
00027997	Supervisory Program Analyst	Friend,Towanna A	7/21/1986	F	14	0	118,636.28	1	118,636.28	27,998.16	0101	3002	3002	F	Reg	N	DS0086
00028000	Deputy Director for Capital Co	Bonvechio,Jeffrey D	8/25/2003	F	16	0	176,130.00	1	176,130.00	41,566.68	0100	5001	5001	F	Reg	N	DS0086
00028003	Air Conditioning Equipment Mec			V	11	1	53,643.20	1	53,643.20	12,659.80	0101	3002	3002	F	Reg	N	WS0029
00028009	Executive Assistant	McPayten,Christine L	3/3/2008	F	12	6	78,894.00	1	78,894.00	18,618.98	0100	5001	5001	F	Reg	N	DS0087
00028011	Assistant Facility Services Ma	Turner,Alyssa K	7/17/2000	F	15	0	132,544.47	1	132,544.47	31,280.49	0101	3002	3002	F	Reg	N	DS0086
00028013	Special Police Officer	Presentado,Alfrio	6/26/2010	F	6	8	52,127.00	1	52,127.00	12,301.97	0101	4001	4001	F	Reg	N	DS0070
00028023	EXECUTIVE ASST	Hawkins,Daphne	8/7/2000	F	12	7	81,014.00	1	81,014.00	19,119.30	0100	5001	5001	F	Reg	N	DS0087
00028024	Lead Special Police Officer	Wilhelm,Michael J	10/29/2007	F	7	5	52,124.00	1	52,124.00	12,301.26	0101	4001	4001	F	Reg	N	DS0070
00028025	Lead Special Police Officer	Strickland,Jerry	12/28/1992	F	7	10	58,724.00	1	58,724.00	13,858.86	0101	4001	4001	F	Reg	N	DS0070
00028026	Special Police Officer	Cadet Jr.,Gerard J.	5/19/2014	F	6	2	45,131.00	1	45,131.00	10,650.92	0101	4001	4001	F	Reg	N	DS0070
00028029	Boiler Plant Operator	Payton,Leroy	9/23/2013	F	10	10	67,267.20	1	67,267.20	15,875.06	0100	3009	3009	F	Reg	N	WS0029
00028030	Maintenance Mechanic	Dickerson,Arthur	6/4/2012	F	10	6	60,112.00	1	60,112.00	14,186.43	0101	3002	3002	F	Reg	N	WS0029
00028039	MAINTENANCE MECHANIC SUPV	Maxwell,Lloyd	11/30/2015	F	13	0	70,012.80	1	70,012.80	16,523.02	0101	3002	3002	F	Reg	N	WS0028
00028041	Facilities Operations Manager	Peters,Anthony A	12/14/1981	F	14	0	98,345.43	1	98,345.43	23,209.52	0101	3002	3002	F	Reg	N	DS0086
00028042	MAINTENANCE WORKER	Wimple,Timothy L	6/4/2009	F	6	5	46,945.60	1	46,945.60	11,079.16	0101	3002	3002	F	Reg	N	WS0029
00028043	BUILDING MGMT SPEC	Goss,Michael	3/10/2014	F	12	10	87,374.00	1	87,374.00	20,620.26	0101	3002	3002	F	Reg	N	DS0087
00028044	Supvy. Management Analyst	Scott,Faith Denice	4/14/2007	F	13	0	85,064.61	1	85,064.61	20,075.25	0100	1090	1090	F	Reg	N	DS0086
00028048	STAFF ASSISTANT	Lindsey,Doretha A	7/15/1979	F	9	10	63,798.00	1	63,798.00	15,056.33	0101	3002	3002	F	Reg	N	DS0077



Dept. of General Services
 FY 2016 Position Listing
 As of February 12, 2016
 PeopleSoft Report Run Date: 2/12/16



00028049	Management Liaison Specialist	Mccoym,Marvin E	10/30/2006	F	13	3	83,731.00	1	83,731.00	19,760.52	0100	1010	1010	F	Reg	N	DS0087
00028055	Lead Special Police Officer			V	7	0	46,844.00	1	46,844.00	11,055.18	0101	4001	4001	F	Reg	N	DS0070
00028058	Lead Special Police Officer	Forrest,Samuel J	5/16/1982	F	7	10	58,724.00	1	58,724.00	13,858.86	0101	4001	4001	F	Reg	N	DS0070
00029825	Operations Manager	Bakos,Kirt R	8/30/2010	F	13	0	104,901.79	1	104,901.79	24,756.82	0100	3010	3010	F	Reg	N	DS0086
00032495	MAINTENANCE WORKER	Woodard,Daniel	5/21/2001	F	5	8	48,235.20	1	48,235.20	11,383.51	0100	3010	3010	F	Reg	N	WS0029
00032843	Management Analyst	Hudson,Gregory A	3/10/2014	F	13	10	101,385.00	1	101,385.00	23,926.86	0101	4001	4001	F	Reg	N	DS0087
00033059	Senior Project Manager	Campbell,Stephen A.	11/24/2008	F	16	0	152,981.78	1	152,981.78	36,103.70	0100	5001	5001	F	Reg	N	DS0086
00033181	FACILITY MGR	MacCarthy,Sean	1/22/2008	F	15	0	133,312.69	1	133,312.69	31,461.79	0100	3012	3012	F	Reg	N	DS0086
00033264	Deputy Chief of Staff	Pressley,Darrell S	6/3/2011	F	14	10	119,811.00	1	119,811.00	28,275.40	0100	2001	2001	F	Reg	N	DS0087
00033550	CLERICAL ASSISTANT	Moore,Laurette	11/15/2004	F	7	7	45,829.00	1	45,829.00	10,815.64	0100	1080	1080	F	Reg	N	DS0087
00033723	MAINTENANCE WORKER HELPER	Mckinney,Jonathan	8/23/2004	F	5	7	43,409.60	1	43,409.60	10,244.67	0100	3010	3010	F	Reg	N	WS0028
00033941	Management Analyst	MILLAR,MELISSA A	10/22/2012	F	13	3	83,731.00	1	83,731.00	19,760.52	0100	1080	1080	F	Reg	N	DS0087
00033942	Program Support Assistant	Robertson,Tammy M	10/25/2010	F	8	6	48,283.00	1	48,283.00	11,394.79	0101	3002	3002	F	Reg	N	DS0087
00033944	Building Manager	Mingo-Swann,Enid T.	9/6/2005	F	13	0	89,115.40	1	89,115.40	21,031.23	0101	3002	3002	F	Reg	N	DS0086
00043338	MAINTENANCE WORKER	King,Robert	11/13/2006	F	5	7	46,904.00	1	46,904.00	11,069.34	0100	3010	3010	F	Reg	N	WS0029
00035102	CONSTRUCTION ANALYST	Allen,Edwina	11/3/2014	F	12	3	78,453.00	1	78,453.00	18,514.91	0100	2001	2001	F	Term	N	DS0077
00035804	Senior Project Manager	Anganga Williams,Gbolahan E	3/31/2008	F	15	0	115,889.53	1	115,889.53	27,349.93	0100	5001	5001	F	Reg	N	DS0086
00035851	BUILDING MGMT SPEC			V	12	1	68,294.00	1	68,294.00	16,117.38	0100	6001	6001	F	Reg	N	DS0087
00036460	MAINTENANCE WORKER	Strong,Marcus P	8/27/2012	F	5	2	40,248.00	1	40,248.00	9,498.53	0100	3010	3010	F	Reg	N	WS0029
00036877	BUDGET ANALYST	Speikes,Jeremy A	3/14/2011	F	12	10	94,502.00	1	94,502.00	22,302.47	0100	1051	1051	F	Reg	N	DS0007
00037123	MAINTENANCE WORKER	Rucker,Maurice L	1/5/2009	F	5	5	44,241.60	1	44,241.60	10,441.02	0100	3010	3010	F	Reg	N	WS0029
00039306	Executive Assistant	Jenkins,Ruth A	9/17/2007	F	13	8	96,341.00	1	96,341.00	22,736.48	0100	3010	3010	F	Reg	N	DS0087
00039408	Landscape Gardener Equip Oper	Johnson Jr.,David A	3/6/2008	F	8	9	59,217.60	1	59,217.60	13,975.35	0100	3010	3010	F	Reg	N	WS0029
00041467	Realty Program Specialist	Harris,Eric L	11/26/2007	F	13	6	91,297.00	1	91,297.00	21,546.09	0100	2001	2001	F	Reg	N	DS0087
00041469	Special Police Officer			V	6	0	43,965.00	1	43,965.00	10,375.74	0101	4001	4001	F	Reg	N	DS0070
00041470	Special Police Officer	Fletcher,LaCharn J	5/21/2012	F	5	6	45,968.00	1	45,968.00	10,848.45	0101	4001	4001	F	Reg	N	DS0070
00041472	Special Police Officer	Dunlap,Lewis S	8/17/2009	F	5	5	44,922.00	1	44,922.00	10,601.59	0101	4001	4001	F	Reg	N	DS0070
00041473	Lead Special Police Officer	White,Dionne D	10/29/2007	F	7	10	58,724.00	1	58,724.00	13,858.86	0101	4001	4001	F	Reg	N	DS0070
00041477	Special Police Officer	Collins,Douglas A	9/10/2012	F	5	6	45,968.00	1	45,968.00	10,848.45	0101	4001	4001	F	Reg	N	DS0070
00041478	Security Assistant			V	8	0	41,648.00	1	41,648.00	9,828.93	0101	4001	4001	F	Reg	N	DS0087
00041481	Realty Program Specialist	Ward,Charleen M.	5/12/2008	F	14	7	110,874.00	1	110,874.00	26,166.26	0100	2001	2001	F	Reg	N	DS0087
00041485	Supv Special Police Officer			V	10	0	50,260.00	1	50,260.00	11,861.36	0101	4001	4001	F	Reg	N	DS0087
00041487	Program Analyst	Croft,Jennifer	10/6/2014	F	13	1	78,687.00	1	78,687.00	18,570.13	0101	4001	4001	F	Reg	N	DS0087
00041488	Supv Special Police Officer	Bickford,Keith A	2/28/2011	F	9	5	51,667.00	1	51,667.00	12,193.41	0101	4001	4001	F	Reg	N	DS0087
00041491	Supv Special Police Officer	Barbusin Jr.,John J	7/24/2006	F	9	10	58,987.00	1	58,987.00	13,920.93	0101	4001	4001	F	Reg	N	DS0087
00041492	Protect Svcs Off-Security Mgmt	Scott,Heath	8/18/2008	F	14	0	125,663.61	1	125,663.61	29,656.61	0101	4001	4001	F	Reg	N	DS0086
00041495	Supv Special Police Officer	Godwin,Gregory C	1/5/2009	F	10	10	64,759.00	1	64,759.00	15,283.12	0101	4001	4001	F	Reg	N	DS0087
00042236	Maintenance Worker	Ballinger,Devonne Antonio	10/31/2006	F	5	6	45,572.80	1	45,572.80	10,755.18	0100	3010	3010	F	Reg	N	WS0029
00042237	MAINTENANCE WORKER	Rhem,Theodore	10/30/2006	F	5	7	46,904.00	1	46,904.00	11,069.34	0100	3010	3010	F	Reg	N	WS0029
00042239	MAINTENANCE WORKER	Wilson,Bobby Thomas	5/22/2011	F	5	10	50,897.60	1	50,897.60	12,011.83	0100	3010	3010	F	Reg	N	WS0029
00042241	MAINTENANCE WORKER	Simpson,Tonie L	2/2/2009	F	5	6	45,572.80	1	45,572.80	10,755.18	0100	3010	3010	F	Reg	N	WS0029
00042242	MAINTENANCE WORKER	Warner,John	10/30/2006	F	5	6	45,572.80	1	45,572.80	10,755.18	0100	3010	3010	F	Reg	N	WS0029
00042243	Maintenance Worker	Blakney,Lindy	6/15/2009	F	5	5	44,241.60	1	44,241.60	10,441.02	0100	3010	3010	F	Reg	N	WS0029
00042244	Custodian/School Maint. Worker			V	3	1	26,686.40	1	26,686.40	6,297.99	0100	3010	3010	F	Reg	N	WS0500
00042292	Staff Assistant	Bush,Bernice	10/1/1987	F	9	7	54,595.00	1	54,595.00	12,884.42	0100	3010	3010	F	Reg	N	DS0087
00042661	Maintenance Worker	Cureton,Alvin	12/26/2006	F	5	6	45,572.80	1	45,572.80	10,755.18	0100	3010	3010	F	Reg	N	WS0029
00042938	MAINTENANCE WORKER	Johnston,Jafar	9/26/2011	F	5	4	42,910.40	1	42,910.40	10,126.85	0100	3010	3010	F	Reg	N	WS0029
00042939	MAINTENANCE WORKER	Sherman,Anthony	5/31/2005	F	7	7	53,040.00	1	53,040.00	12,517.44	0100	3010	3010	F	Reg	N	WS0029
00043224	MAINTENANCE WORKER	Ramos,Maurice I	5/16/2005	F	6	6	48,380.80	1	48,380.80	11,417.87	0100	3010	3010	F	Reg	N	WS0029
00043225	Maintenance Worker	Brown,Benjamin	9/3/1998	F	5	6	45,572.80	1	45,572.80	10,755.18	0100	3010	3010	F	Reg	N	WS0029
00043227	MAINTENANCE WORKER	Solomon,Della R	1/23/2006	F	6	7	49,816.00	1	49,816.00	11,756.58	0100	3010	3010	F	Reg	N	WS0029
00043228	MAINTENANCE WORKER	MCKINNEY,JAMAL E	5/16/2005	F	6	7	49,816.00	1	49,816.00	11,756.58	0100	3010	3010	F	Reg	N	WS0029
00043229	Maintenance Worker	Burns,Keia	2/5/2001	F	6	9	52,686.40	1	52,686.40	12,433.99	0100	3010	3010	F	Reg	N	WS0029
00043230	Accounts Payable Technician	Evans,Latecia	9/29/2008	F	8	5	50,787.00	1	50,787.00	11,985.73	0100	1051	1051	F	Reg	N	DS0007
00043231	Realty Specialist	Hampton,Raphiel	9/21/2015	F	12	10	87,374.00	1	87,374.00	20,620.26	0100	3010	3010	F	Term	N	DS0087
00043232	MAINTENANCE WORKER	BRANDON,WALTER A	11/15/2005	F	6	8	51,251.20	1	51,251.20	12,095.28	0100	3010	3010	F	Reg	N	WS0029



Dept. of General Services
 FY 2016 Position Listing
 As of February 12, 2016
 PeopleSoft Report Run Date: 2/12/16



00043234	Maintenance Worker	Cunningham,Jirmaine	1/12/2009	F	5	5	44,241.60	1	44,241.60	10,441.02	0100	3010	3010	F	Reg	N	WS0029
00043236	MAINTENANCE WORKER	ROBERTS,LEWIS A	10/1/2005	F	6	8	51,251.20	1	51,251.20	12,095.28	0100	3010	3010	F	Reg	N	WS0029
00043237	Maintenance Worker	Metts,Anthony	7/16/2012	F	5	3	41,579.20	1	41,579.20	9,812.69	0100	3010	3010	F	Reg	N	WS0029
00043238	MAINTENANCE WORKER	Summers,Alvin	11/28/2005	F	6	8	51,251.20	1	51,251.20	12,095.28	0100	3010	3010	F	Reg	N	WS0029
00043240	Maintenance Worker	Monroe Sr.,Lloyd R	11/25/1997	F	5	9	49,566.40	1	49,566.40	11,697.67	0100	3010	3010	F	Reg	N	WS0029
00043514	Custodian/School Maint. Worker	Harris,John L.	12/17/2012	F	3	5	31,931.00	1	31,931.00	7,535.72	0100	3010	3010	F	Reg	N	WS0500
00043518	Maintenance Worker	Carter,Bronson A	8/6/2007	F	5	4	42,910.40	1	42,910.40	10,126.85	0100	3010	3010	F	Reg	N	WS0029
00043533	Maintenance Worker	Morris II,John Isiah	10/13/2000	F	5	5	44,241.60	1	44,241.60	10,441.02	0100	3010	3010	F	Reg	N	WS0029
00043541	Custodian/School Maint. Worker	Collier,Anthony	5/19/2014	F	3	2	28,600.00	1	28,600.00	6,749.60	0100	3010	3010	F	Reg	N	WS0500
00043550	MAINTENANCE WORKER	Brown,Aaron V	8/2/2010	F	5	4	42,910.40	1	42,910.40	10,126.85	0100	3010	3010	F	Reg	N	WS0029
00043570	Maintenance Worker	Washington,Tyrone	7/16/2012	F	5	3	41,579.20	1	41,579.20	9,812.69	0100	3010	3010	F	Reg	N	WS0029
00043574	Maintenance Worker	Shepperson,Andrika F	4/9/2007	F	5	4	42,910.40	1	42,910.40	10,126.85	0100	3010	3010	F	Reg	N	WS0029
00044090	SUPERVISORY ATTORNEY ADVISOR	Sabbakhan,Camille D.	6/11/2007	F	2	0	155,167.23	1	155,167.23	36,619.47	0100	1045	1045	F	Reg	N	LX0001
00044356	MATERIALS HANDLER	Mcravin,Albert W	10/13/1998	F	6	7	49,816.00	1	49,816.00	11,756.58	0100	3010	3010	F	Reg	N	WS0029
00044430	BUILDING MGMT SPEC	Walker,Valencia D	10/14/1986	F	12	6	78,894.00	1	78,894.00	18,618.98	0101	3002	3002	F	Reg	N	DS0087
00044432	Building Manager	Kirby,Derrick C	10/15/2007	F	13	0	84,135.61	1	84,135.61	19,856.00	0101	3002	3002	F	Reg	N	DS0086
00044433	Building Manager	Davis,Sandra M	5/23/1995	F	13	0	84,136.00	1	84,136.00	19,856.10	0101	3002	3002	F	Reg	N	DS0086
00044434	MAINTENANCE MECHANIC WORKER	Chandler,Solomon A	3/31/2008	F	7	6	51,521.60	1	51,521.60	12,159.10	0101	3002	3002	F	Reg	N	WS0029
00044435	Maintenance Worker	Whitfield,Tyrone M	12/21/2009	F	7	3	46,966.40	1	46,966.40	11,084.07	0101	3002	3002	F	Reg	N	WS0029
00044437	MAINTENANCE WORKER			V	6	1	41,204.80	1	41,204.80	9,724.33	0101	3002	3002	F	Reg	N	WS0029
00044438	BUDGET ANALYST	Higginbotham,Dominiquica	8/10/2015	F	12	4	80,746.00	1	80,746.00	19,056.06	0100	1051	1051	F	Reg	N	DS0007
00044439	Maintenance Worker			V	6	1	41,204.80	1	41,204.80	9,724.33	0101	3002	3002	F	Reg	N	WS0029
00044708	Management Liaison Specialist	Mitchell,Katrina	7/11/2005	F	12	8	83,134.00	1	83,134.00	19,619.62	0100	1010	1010	F	Reg	N	DS0087
00044710	Special Police Officer			V	6	0	43,965.00	1	43,965.00	10,375.74	0101	4001	4001	F	Reg	N	DS0070
00044711	Resource Allocation Analyst			V	12	1	68,294.00	1	68,294.00	16,117.38	0101	4001	4001	F	Reg	N	DS0087
00044712	Special Police Officer			V	6	0	43,965.00	1	43,965.00	10,375.74	0101	4001	4001	F	Reg	N	DS0070
00044714	Special Police Officer	Love,Lamont	5/21/2012	F	5	4	43,876.00	1	43,876.00	10,354.74	0101	4001	4001	F	Reg	N	DS0070
00044728	Special Police Officer			V	6	0	43,965.00	1	43,965.00	10,375.74	0101	4001	4001	F	Reg	N	DS0070
00044729	Training Specialist	Rock,Bonnie E	3/10/2014	F	12	5	76,774.00	1	76,774.00	18,118.66	0101	4001	4001	F	Reg	N	DS0087
00044730	Supv Special Police Officer			V	9	0	45,811.00	1	45,811.00	10,811.40	0101	4001	4001	F	Reg	N	DS0087
00044731	Supv Special Police Officer	Foster,Marian NMN	7/24/2006	F	9	10	58,987.00	1	58,987.00	13,920.93	0101	4001	4001	F	Reg	N	DS0087
00044732	Supv Special Police Officer	Granados,Walter A	10/19/1998	F	9	9	57,523.00	1	57,523.00	13,575.43	0101	4001	4001	F	Reg	N	DS0087
00044734	Special Police Officer (Unarm)	Harvey,Alicia M	12/31/2012	F	5	10	50,152.00	1	50,152.00	11,835.87	0101	4001	4001	F	Reg	N	DS0070
00045301	Green Building Coordinator	Riley,Susan E	7/22/1991	F	13	10	101,385.00	1	101,385.00	23,926.86	0100	1095	1095	F	Reg	N	DS0087
00045571	Program Analyst	Jennings,Jeffrey	4/7/2003	F	13	7	93,819.00	1	93,819.00	22,141.28	0100	1095	1095	F	Reg	N	DS0087
00045573	Realty Program Specialist	Ellison-Ponds,Sheryl L	11/10/2008	F	14	10	119,811.00	1	119,811.00	28,275.40	0100	2001	2001	F	Reg	N	DS0087
00045640	AGENCY FISCAL OFFICER	Marchiori,Massimo A	4/18/2006	F	16	9	171,161.00	1	171,161.00	40,394.00	0100	1051	1051	F	Reg	N	DS0007
00045653	Director, Dept of General Svcs	Weaver,Christopher E	9/8/2015	F	E5	0	221,450.00	1	221,450.00	52,262.20	0100	1090	1090	F	Reg	N	DX0000
00045656	Management Analyst			V	13	0	85,104.00	1	85,104.00	20,084.54	0100	5001	5001	F	Reg	N	DS0077
00045658	Accounts Payable Supervisor	Lee,Chiquita	4/3/2005	F	12	4	80,746.00	1	80,746.00	19,056.06	0100	1051	1051	F	Reg	N	DS0007
00045877	BUDGET DIR	Wong,Henry	9/15/1997	F	16	9	171,161.00	1	171,161.00	40,394.00	0100	1051	1051	F	Reg	N	DS0007
00045878	Controllor	Brown-Hatchett,Valerie M	12/22/2008	F	16	6	163,616.00	1	163,616.00	38,613.38	0100	1051	1051	F	Reg	N	DS0007
00045879	FINANCIAL SYSTEMS ANALYST	Hatchel-Thomas,Tanya	8/1/2002	F	15	6	137,006.00	1	137,006.00	32,333.42	0100	1051	1051	F	Reg	N	DS0007
00045882	FINANCIAL MANAGER	Kintu,David B	2/22/2005	F	14	7	119,923.00	1	119,923.00	28,301.83	0100	1051	1051	F	Reg	N	DS0007
00045985	Public Information Officer	Diggs,Kenneth A	11/28/2011	F	15	0	142,054.51	1	142,054.51	33,524.86	0100	1080	1080	F	Reg	N	DS0086
00046303	Lead Special Police Officer	Perry,Veronica B	4/1/2002	F	7	7	54,764.00	1	54,764.00	12,924.30	0101	4001	4001	F	Reg	N	DS0070
00046304	Lead Special Police Officer	Green,Kevin J	6/8/1987	F	7	10	58,724.00	1	58,724.00	13,858.86	0101	4001	4001	F	Reg	N	DS0070
00046305	Lead Special Police Officer	Hughes,Marie	6/27/1988	F	7	7	54,764.00	1	54,764.00	12,924.30	0101	4001	4001	F	Reg	N	DS0070
00046306	Lead Special Police Officer	ISRAEL,BRIAN STEWART	1/19/2010	F	7	5	52,124.00	1	52,124.00	12,301.26	0101	4001	4001	F	Reg	N	DS0070
00046307	Lead Special Police Officer	Magnanelli,Gregory	10/27/2008	F	7	10	58,724.00	1	58,724.00	13,858.86	0101	4001	4001	F	Reg	N	DS0070
00046308	Lead Special Police Officer	Brooks,Bradford	8/31/2008	F	7	10	58,724.00	1	58,724.00	13,858.86	0101	4001	4001	F	Reg	N	DS0070
00046309	Lead Special Police Officer	Givens,Donna M	7/24/2006	F	7	10	58,724.00	1	58,724.00	13,858.86	0101	4001	4001	F	Reg	N	DS0070
00046310	Lead Special Police Officer	Moultrie,Renita L	10/14/2007	F	7	10	58,724.00	1	58,724.00	13,858.86	0101	4001	4001	F	Reg	N	DS0070
00046311	Program Support Specialist	COWSERT,DERICK C	2/24/2014	F	9	8	56,059.00	1	56,059.00	13,229.92	0101	4001	4001	F	Term	N	DS0087
00046437	Program Analyst	Suggs-Evans,Rosemary D	9/10/2012	F	13	8	96,341.00	1	96,341.00	22,736.48	0100	6001	6001	F	Reg	N	DS0087
00046462	Chief Operating Officer	Kayne,Jonathan M.	12/22/2008	F	16	0	166,844.00	1	166,844.00	39,375.18	0100	1090	1090	F	Reg	N	DS0086



Dept. of General Services
 FY 2016 Position Listing
 As of February 12, 2016
 PeopleSoft Report Run Date: 2/12/16



00046476	Management Liaison Specialist	Witcher,Sabra N	4/6/2015	F	9	4	50,203.00	1	50,203.00	11,847.91	0100	1010 1010	F	Term	N	DS0087
00046602	ACCOUNTANT	Berhanu,Fikerte A	4/7/2014	F	11	5	67,375.00	1	67,375.00	15,900.50	0100	1051 1051	F	Reg	N	DS0007
00046603	ACCOUNTING TECH	Sidbury,Johnny Valentino	2/4/2008	F	9	10	63,797.00	1	63,797.00	15,056.09	0100	1051 1051	F	Reg	N	DS0007
00046715	SUPERVISORY ATTORNEY ADVISOR	Jough,Katherine	8/24/2015	F	1	0	123,600.00	1	123,600.00	29,169.60	0100	1045 1045	F	Reg	N	LX0001
00046769	Supervisory Contract Complianc	Abrahams,Paul	7/14/2014	F	13	0	102,376.85	1	102,376.85	24,160.94	0101	4001 4001	F	Reg	N	DS0086
00046770	MAINTENANCE MECHANIC	Little Jr.,Melvin T.	4/14/2008	F	7	8	54,558.40	1	54,558.40	12,875.78	0101	3002 3002	F	Reg	N	WS0029
00046772	Associate Director for Securit	Fortune,Anthony	4/21/2014	F	16	0	163,378.60	1	163,378.60	38,557.35	0101	4001 4001	F	Reg	N	DS0086
00046785	Program Analyst	Cumbay,Eskander G	1/14/2013	F	13	10	101,385.00	1	101,385.00	23,926.86	0100	1090 1090	F	Reg	N	DS0087
00046788	Maintenance Mechanic Leader	Thompson,James W	8/3/2009	F	10	8	69,763.20	1	69,763.20	16,464.12	0101	3002 3002	F	Reg	N	WS0034
00046800	Chief of Staff	Owens,Latrena M	3/16/2012	F	16	0	132,000.00	1	132,000.00	31,152.00	0100	1090 1090	F	Reg	N	DS0086
00046911	Administrative Services Superv			V	13	0	100,962.50	1	100,962.50	23,827.15	0101	4001 4001	F	Reg	N	DS0086
00046912	Administrative Support Special	Mickles,DeArrin	12/31/2012	F	11	5	62,291.00	1	62,291.00	14,700.68	0101	4001 4001	F	Reg	N	DS0087
00046913	Supv Special Police Officer	Smith Jr.,George C	1/23/1984	F	10	8	61,537.00	1	61,537.00	14,522.73	0101	4001 4001	F	Reg	N	DS0087
00046914	Supv Special Police Officer	Bostick,Garey C	10/27/2008	F	10	10	64,759.00	1	64,759.00	15,283.12	0101	4001 4001	F	Reg	N	DS0087
00046915	Supv Special Police Officer			V	10	0	50,260.00	1	50,260.00	11,861.36	0101	4001 4001	F	Reg	N	DS0087
00046916	Supv Special Police Officer	Jackson,Diana	9/12/1988	F	10	9	63,148.00	1	63,148.00	14,902.93	0101	4001 4001	F	Reg	N	DS0087
00046917	Supv Special Police Officer	Powell,Ronald D.	10/29/2007	F	10	10	64,759.00	1	64,759.00	15,283.12	0101	4001 4001	F	Reg	N	DS0087
00047339	Dep. Dir. for Facilities Mgmt.	Davis,Wilbert Spencer	4/6/2015	F	11	0	154,500.00	1	154,500.00	36,462.00	0100	3002 3002	F	Reg	N	XS0001
00047403	Accounting Manager	Voght,Stover	12/19/2011	F	14	6	116,700.00	1	116,700.00	27,541.20	0100	1051 1051	F	Reg	N	DS0007
00047725	FACILITIES OPERATIONS LIAISON	Anderson,David E	8/3/2008	F	14	10	119,811.00	0.2	23,962.20	5,655.08	0100	3002 3002	F	Reg	N	DS0087
00047725	FACILITIES OPERATIONS LIAISON	Anderson,David E	8/3/2008	F	14	10	119,811.00	0.8	95,848.80	22,620.32	0100	3009 3009	F	Reg	N	DS0087
00047845	SUPERVISORY TRIAL ATTORNEY	Adams,Corliss V	11/13/2007	F	1	0	125,663.61	1	125,663.61	29,656.61	0100	1045 1045	F	Reg	N	LX0001
00048041	Staff Assistant	Brooks,Antionette	9/1/1970	F	9	2	47,275.00	1	47,275.00	11,156.90	0100	3002 3002	F	Reg	N	DS0087
00048043	Management Analyst	Harris,Magdalene G	10/15/2008	F	13	6	91,297.00	1	91,297.00	21,546.09	0100	1090 1090	F	Reg	N	DS0087
00048045	PROGRAM SUPPORT SPECIALIST	Hunter,Brenda	12/7/2008	F	12	6	78,894.00	1	78,894.00	18,618.98	0100	3002 3002	F	Reg	N	DS0087
00048214	Boiler Plant Operator Worker	HAZELL,ANTHONY	1/5/2005	F	7	4	48,484.80	1	48,484.80	11,442.41	0100	3009 3009	F	Reg	N	WS0029
00048217	Boiler Plant Operator	Mcknight,Lawrence	4/22/2013	F	9	10	64,001.60	1	64,001.60	15,104.38	0100	3009 3009	F	Reg	N	WS0029
00048218	BOILER PLANT OPERATOR II	Sims,Wayne T	8/22/1983	F	11	10	67,267.20	0.5	33,633.60	7,937.53	0100	3009 3009	F	Reg	N	WS0500
00048218	BOILER PLANT OPERATOR II	Sims,Wayne T	8/22/1983	F	11	10	67,267.20	0.5	33,633.60	7,937.53	0100	3010 3010	F	Reg	N	WS0500
00048219	BOILER PLANT OPERATOR II	Mance,Tamara Ferguson	3/21/1977	F	11	10	67,267.20	1	67,267.20	15,875.06	0100	3009 3009	F	Reg	N	WS0500
00048220	Carpentry Worker	Wray,Kenneth	2/24/2014	F	7	2	36,940.80	0.07	2,585.86	610.26	0100	3013 3013	F	Term	N	WS0500
00048220	Carpentry Worker	Wray,Kenneth	2/24/2014	F	7	2	36,940.80	0.3	11,082.24	2,615.41	0100	3010 3010	F	Term	N	WS0500
00048220	Carpentry Worker	Wray,Kenneth	2/24/2014	F	7	2	36,940.80	0.4	14,776.32	3,487.21	0100	3009 3009	F	Term	N	WS0500
00048220	Carpentry Worker	Wray,Kenneth	2/24/2014	F	7	2	36,940.80	0.15	5,541.12	1,307.70	0100	3002 3002	F	Term	N	WS0500
00048220	Carpentry Worker	Wray,Kenneth	2/24/2014	F	7	2	36,940.80	0.08	2,955.26	697.44	0100	3012 3012	F	Term	N	WS0500
00048222	ELECTRONIC MECHANIC	Streete,Arthur A	3/11/1991	F	12	10	70,324.80	1	70,324.80	16,596.65	0100	3009 3009	F	Reg	N	WS0500
00048225	BOILER PLANT OPERATOR I	Gavie,Ben	5/30/2010	F	15	10	79,456.00	0.67	53,235.52	12,563.58	0100	3013 3013	F	Reg	N	WS0500
00048225	BOILER PLANT OPERATOR I	Gavie,Ben	5/30/2010	F	15	10	79,456.00	0.33	26,220.48	6,188.03	0100	3009 3009	F	Reg	N	WS0500
00048226	BOILER PLANT OPERATOR I	Thomas Jr.,Alonzo H	11/22/1985	F	15	10	79,456.00	0.33	26,220.48	6,188.03	0100	3012 3012	F	Reg	N	WS0500
00048226	BOILER PLANT OPERATOR I	Thomas Jr.,Alonzo H	11/22/1985	F	15	10	79,456.00	0.67	53,235.52	12,563.58	0100	3009 3009	F	Reg	N	WS0500
00048227	BOILER PLANT OPERATOR III	Hart Jr.,James Francis	2/8/1978	F	9	10	61,027.20	1	61,027.20	14,402.42	0100	3010 3010	F	Reg	N	WS0500
00048228	PLUMBER	Jackson,James T	9/25/1989	F	9	10	61,027.20	0.08	4,882.18	1,152.19	0100	3012 3012	F	Reg	N	WS0500
00048228	PLUMBER	Jackson,James T	9/25/1989	F	9	10	61,027.20	0.3	18,308.16	4,320.73	0100	3010 3010	F	Reg	N	WS0500
00048228	PLUMBER	Jackson,James T	9/25/1989	F	9	10	61,027.20	0.15	9,154.08	2,160.36	0100	3002 3002	F	Reg	N	WS0500
00048228	PLUMBER	Jackson,James T	9/25/1989	F	9	10	61,027.20	0.07	4,271.90	1,008.17	0100	3013 3013	F	Reg	N	WS0500
00048228	PLUMBER	Jackson,James T	9/25/1989	F	9	10	61,027.20	0.4	24,410.88	5,760.97	0100	3009 3009	F	Reg	N	WS0500
00048229	PIPEFITTER/STEAMFITTER	Jarvis,Louis	3/31/1998	F	12	10	70,324.80	0.4	28,129.92	6,638.66	0100	3009 3009	F	Reg	N	WS0500
00048229	PIPEFITTER/STEAMFITTER	Jarvis,Louis	3/31/1998	F	12	10	70,324.80	0.3	21,097.44	4,979.00	0100	3010 3010	F	Reg	N	WS0500
00048229	PIPEFITTER/STEAMFITTER	Jarvis,Louis	3/31/1998	F	12	10	70,324.80	0.07	4,922.74	1,161.77	0100	3013 3013	F	Reg	N	WS0500
00048229	PIPEFITTER/STEAMFITTER	Jarvis,Louis	3/31/1998	F	12	10	70,324.80	0.08	5,625.98	1,327.73	0100	3012 3012	F	Reg	N	WS0500
00048229	PIPEFITTER/STEAMFITTER	Jarvis,Louis	3/31/1998	F	12	10	70,324.80	0.15	10,548.72	2,489.50	0100	3002 3002	F	Reg	N	WS0500
00048230	ELECTRICIAN	Shaw,Sheila A	3/4/1991	F	10	10	64,147.20	0.3	19,244.16	4,541.62	0100	3010 3010	F	Reg	N	WS0500
00048230	ELECTRICIAN	Shaw,Sheila A	3/4/1991	F	10	10	64,147.20	0.07	4,490.30	1,059.71	0100	3013 3013	F	Reg	N	WS0500
00048230	ELECTRICIAN	Shaw,Sheila A	3/4/1991	F	10	10	64,147.20	0.4	25,658.88	6,055.50	0100	3009 3009	F	Reg	N	WS0500
00048230	ELECTRICIAN	Shaw,Sheila A	3/4/1991	F	10	10	64,147.20	0.15	9,622.08	2,270.81	0100	3002 3002	F	Reg	N	WS0500
00048230	ELECTRICIAN	Shaw,Sheila A	3/4/1991	F	10	10	64,147.20	0.08	5,131.78	1,211.10	0100	3012 3012	F	Reg	N	WS0500



Dept. of General Services
 FY 2016 Position Listing
 As of February 12, 2016
 PeopleSoft Report Run Date: 2/12/16



00048231	Boiler Plant Operator	Rice,Robert A	7/30/2012	F	10	10	67,267.20	0.25	16,816.80	3,968.76	0100	3009	3009	F	Reg	N	WS0029
00048231	Boiler Plant Operator	Rice,Robert A	7/30/2012	F	10	10	67,267.20	0.75	50,450.40	11,906.29	0100	3010	3010	F	Reg	N	WS0029
00048232	GEN MAINTENANCE REPAIRWKR	Wilson Jr.,Robert L	2/13/1985	F	9	10	61,027.20	1	61,027.20	14,402.42	0100	3010	3010	F	Reg	N	WS0500
00048233	CEMENT FINISHER	Smith,Larry L	7/16/1986	F	9	10	61,027.20	0.4	24,410.88	5,760.97	0100	3010	3010	F	Reg	N	WS0500
00048233	CEMENT FINISHER	Smith,Larry L	7/16/1986	F	9	10	61,027.20	0.08	4,882.18	1,152.19	0100	3012	3012	F	Reg	N	WS0500
00048233	CEMENT FINISHER	Smith,Larry L	7/16/1986	F	9	10	61,027.20	0.07	4,271.90	1,008.17	0100	3013	3013	F	Reg	N	WS0500
00048233	CEMENT FINISHER	Smith,Larry L	7/16/1986	F	9	10	61,027.20	0.3	18,308.16	4,320.73	0100	3009	3009	F	Reg	N	WS0500
00048233	CEMENT FINISHER	Smith,Larry L	7/16/1986	F	9	10	61,027.20	0.15	9,154.08	2,160.36	0100	3002	3002	F	Reg	N	WS0500
00048236	PAINTER	Martin,Ben L.	7/1/2013	F	9	5	45,780.80	0.07	3,204.66	756.30	0100	3013	3013	F	Reg	N	WS0500
00048236	PAINTER	Martin,Ben L.	7/1/2013	F	9	5	45,780.80	0.08	3,662.46	864.34	0100	3012	3012	F	Reg	N	WS0500
00048236	PAINTER	Martin,Ben L.	7/1/2013	F	9	5	45,780.80	0.15	6,867.12	1,620.64	0100	3002	3002	F	Reg	N	WS0500
00048236	PAINTER	Martin,Ben L.	7/1/2013	F	9	5	45,780.80	0.4	18,312.32	4,321.71	0100	3009	3009	F	Reg	N	WS0500
00048236	PAINTER	Martin,Ben L.	7/1/2013	F	9	5	45,780.80	0.3	13,734.24	3,241.28	0100	3010	3010	F	Reg	N	WS0500
00048238	GEN MAINTENANCE REPAIRLDR	Rose,Leroy	4/22/1987	F	9	10	66,851.20	0.07	4,679.58	1,104.38	0100	3013	3013	F	Reg	N	WS0520
00048238	GEN MAINTENANCE REPAIRLDR	Rose,Leroy	4/22/1987	F	9	10	66,851.20	0.3	20,055.36	4,733.06	0100	3009	3009	F	Reg	N	WS0520
00048238	GEN MAINTENANCE REPAIRLDR	Rose,Leroy	4/22/1987	F	9	10	66,851.20	0.4	26,740.48	6,310.75	0100	3010	3010	F	Reg	N	WS0520
00048238	GEN MAINTENANCE REPAIRLDR	Rose,Leroy	4/22/1987	F	9	10	66,851.20	0.15	10,027.68	2,366.53	0100	3002	3002	F	Reg	N	WS0520
00048238	GEN MAINTENANCE REPAIRLDR	Rose,Leroy	4/22/1987	F	9	10	66,851.20	0.08	5,348.10	1,262.15	0100	3012	3012	F	Reg	N	WS0520
00048242	Boiler Plant Operator	McDougall,Orson G.	5/21/2012	F	10	10	67,267.20	0.2	13,453.44	3,175.01	0100	3002	3002	F	Reg	N	WS0029
00048242	Boiler Plant Operator	McDougall,Orson G.	5/21/2012	F	10	10	67,267.20	0.8	53,813.76	12,700.05	0100	3010	3010	F	Reg	N	WS0029
00048243	GEN MAINTENANCE REPAIRLDR	Bailey,Sylvester E	7/1/1984	F	9	10	66,851.20	0.15	10,027.68	2,366.53	0100	3002	3002	F	Reg	N	WS0520
00048243	GEN MAINTENANCE REPAIRLDR	Bailey,Sylvester E	7/1/1984	F	9	10	66,851.20	0.3	20,055.36	4,733.06	0100	3009	3009	F	Reg	N	WS0520
00048243	GEN MAINTENANCE REPAIRLDR	Bailey,Sylvester E	7/1/1984	F	9	10	66,851.20	0.08	5,348.10	1,262.15	0100	3012	3012	F	Reg	N	WS0520
00048243	GEN MAINTENANCE REPAIRLDR	Bailey,Sylvester E	7/1/1984	F	9	10	66,851.20	0.07	4,679.58	1,104.38	0100	3013	3013	F	Reg	N	WS0520
00048243	GEN MAINTENANCE REPAIRLDR	Bailey,Sylvester E	7/1/1984	F	9	10	66,851.20	0.4	26,740.48	6,310.75	0100	3010	3010	F	Reg	N	WS0520
00048246	BOILER PLANT OPERATOR I	Graham,Brindle L	2/21/1978	F	15	9	73,569.60	1	73,569.60	17,362.43	0100	3009	3009	F	Reg	N	WS0500
00048249	MASON	Hill,Ronnie C	10/13/1988	F	10	10	64,147.20	0.08	5,131.78	1,211.10	0100	3012	3012	F	Reg	N	WS0500
00048249	MASON	Hill,Ronnie C	10/13/1988	F	10	10	64,147.20	0.07	4,490.30	1,059.71	0100	3013	3013	F	Reg	N	WS0500
00048249	MASON	Hill,Ronnie C	10/13/1988	F	10	10	64,147.20	0.4	25,658.88	6,055.50	0100	3010	3010	F	Reg	N	WS0500
00048249	MASON	Hill,Ronnie C	10/13/1988	F	10	10	64,147.20	0.15	9,622.08	2,270.81	0100	3002	3002	F	Reg	N	WS0500
00048249	MASON	Hill,Ronnie C	10/13/1988	F	10	10	64,147.20	0.3	19,244.16	4,541.62	0100	3009	3009	F	Reg	N	WS0500
00048251	MATERIAL HANDLER			V	6	0	32,448.00	0.3	9,734.40	2,297.32	0100	3010	3010	F	Reg	N	WS0500
00048251	MATERIAL HANDLER			V	6	0	32,448.00	0.07	2,271.36	536.04	0100	3013	3013	F	Reg	N	WS0500
00048251	MATERIAL HANDLER			V	6	0	32,448.00	0.4	12,979.20	3,063.09	0100	3009	3009	F	Reg	N	WS0500
00048251	MATERIAL HANDLER			V	6	0	32,448.00	0.15	4,867.20	1,148.66	0100	3002	3002	F	Reg	N	WS0500
00048251	MATERIAL HANDLER			V	6	0	32,448.00	0.08	2,595.84	612.62	0100	3012	3012	F	Reg	N	WS0500
00048252	PIPEFITTER/STEAMFITTER	Bradley,Carnal	7/7/1983	F	12	10	87,068.80	0.07	6,094.82	1,438.38	0100	3013	3013	F	Reg	N	WS0530
00048252	PIPEFITTER/STEAMFITTER	Bradley,Carnal	7/7/1983	F	12	10	87,068.80	0.4	34,827.52	8,219.29	0100	3009	3009	F	Reg	N	WS0530
00048252	PIPEFITTER/STEAMFITTER	Bradley,Carnal	7/7/1983	F	12	10	87,068.80	0.15	13,060.32	3,082.24	0100	3002	3002	F	Reg	N	WS0530
00048252	PIPEFITTER/STEAMFITTER	Bradley,Carnal	7/7/1983	F	12	10	87,068.80	0.08	6,965.50	1,643.86	0100	3012	3012	F	Reg	N	WS0530
00048252	PIPEFITTER/STEAMFITTER	Bradley,Carnal	7/7/1983	F	12	10	87,068.80	0.3	26,120.64	6,164.47	0100	3010	3010	F	Reg	N	WS0530
00048254	Boiler Plant Operator			V	9	0	48,651.20	1	48,651.20	11,481.68	0100	3010	3010	F	Reg	N	WS0029
00048256	BOILER PLANT OPERATOR III	Young,Jimmie	7/24/1980	F	9	10	61,027.20	1	61,027.20	14,402.42	0100	3009	3009	F	Reg	N	WS0500
00048257	Maintenance Mechanic	Iglesias,Christopher	10/25/2010	F	9	6	47,756.80	1	47,756.80	11,270.60	0100	3009	3009	F	Reg	N	WS0500
00048258	BOILER PLANT OPERATOR I	Bailey,Archie B	1/27/1975	F	15	10	79,456.00	1	79,456.00	18,751.62	0100	3009	3009	F	Reg	N	WS0500
00048259	ELECTRICIAN SUPERVISOR	Hudson,Danny C	5/23/1994	F	10	10	82,680.00	0.07	5,787.60	1,365.87	0100	3013	3013	F	Reg	N	WS0530
00048259	ELECTRICIAN SUPERVISOR	Hudson,Danny C	5/23/1994	F	10	10	82,680.00	0.3	24,804.00	5,853.74	0100	3010	3010	F	Reg	N	WS0530
00048259	ELECTRICIAN SUPERVISOR	Hudson,Danny C	5/23/1994	F	10	10	82,680.00	0.08	6,614.40	1,561.00	0100	3012	3012	F	Reg	N	WS0530
00048259	ELECTRICIAN SUPERVISOR	Hudson,Danny C	5/23/1994	F	10	10	82,680.00	0.4	33,072.00	7,804.99	0100	3009	3009	F	Reg	N	WS0530
00048259	ELECTRICIAN SUPERVISOR	Hudson,Danny C	5/23/1994	F	10	10	82,680.00	0.15	12,402.00	2,926.87	0100	3002	3002	F	Reg	N	WS0530
00048261	ELECTRICIAN,LEADER	Campbell,Tony D	7/18/1991	F	10	10	70,324.80	0.4	28,129.92	6,638.66	0100	3009	3009	F	Reg	N	WS0520
00048261	ELECTRICIAN,LEADER	Campbell,Tony D	7/18/1991	F	10	10	70,324.80	0.15	10,548.72	2,489.50	0100	3002	3002	F	Reg	N	WS0520
00048261	ELECTRICIAN,LEADER	Campbell,Tony D	7/18/1991	F	10	10	70,324.80	0.3	21,097.44	4,979.00	0100	3010	3010	F	Reg	N	WS0520
00048261	ELECTRICIAN,LEADER	Campbell,Tony D	7/18/1991	F	10	10	70,324.80	0.07	4,922.74	1,161.77	0100	3013	3013	F	Reg	N	WS0520
00048261	ELECTRICIAN,LEADER	Campbell,Tony D	7/18/1991	F	10	10	70,324.80	0.08	5,625.98	1,327.73	0100	3012	3012	F	Reg	N	WS0520
00048262	Boiler Plant Operator	Crist,Charles	9/24/2012	F	10	10	67,267.20	0.5	33,633.60	7,937.53	0100	3002	3002	F	Reg	N	WS0029



Dept. of General Services
 FY 2016 Position Listing
 As of February 12, 2016
 PeopleSoft Report Run Date: 2/12/16



00048262	Boiler Plant Operator	Crist,Charles	9/24/2012	F	10	10	67,267.20	0.17	11,435.42	2,698.76	0100	3012	3012	F	Reg	N	WS0029
00048262	Boiler Plant Operator	Crist,Charles	9/24/2012	F	10	10	67,267.20	0.33	22,198.18	5,238.77	0100	3009	3009	F	Reg	N	WS0029
00048263	WELDER	Bader,Mohamed F	7/6/1991	F	12	10	70,324.80	0.3	21,097.44	4,979.00	0100	3010	3010	F	Reg	N	WS0500
00048263	WELDER	Bader,Mohamed F	7/6/1991	F	12	10	70,324.80	0.4	28,129.92	6,638.66	0100	3009	3009	F	Reg	N	WS0500
00048263	WELDER	Bader,Mohamed F	7/6/1991	F	12	10	70,324.80	0.15	10,548.72	2,489.50	0100	3002	3002	F	Reg	N	WS0500
00048263	WELDER	Bader,Mohamed F	7/6/1991	F	12	10	70,324.80	0.08	5,625.98	1,327.73	0100	3012	3012	F	Reg	N	WS0500
00048263	WELDER	Bader,Mohamed F	7/6/1991	F	12	10	70,324.80	0.07	4,922.74	1,161.77	0100	3013	3013	F	Reg	N	WS0500
00048264	BOILER PLANT OPERATOR II	Toon,Yolanda K	12/5/1988	F	11	10	67,267.20	0.2	13,453.44	3,175.01	0100	3009	3009	F	Reg	N	WS0500
00048264	BOILER PLANT OPERATOR II	Toon,Yolanda K	12/5/1988	F	11	10	67,267.20	0.8	53,813.76	12,700.05	0100	3013	3013	F	Reg	N	WS0500
00048267	Boiler Plant Operator Worker	Faucette,William E	5/20/1970	F	7	9	56,076.80	1	56,076.80	13,234.12	0100	3009	3009	F	Reg	N	WS0029
00048268	BOILER PLANT OPERATOR I	Wilson,Ronald L	12/26/1972	F	15	10	79,456.00	1	79,456.00	18,751.62	0100	3010	3010	F	Reg	N	WS0500
00048269	BOILER PLANT OPERATOR II	Mccray,George A	9/11/1969	F	11	10	67,267.20	1	67,267.20	15,875.06	0100	3013	3013	F	Reg	N	WS0500
00048271	BOILER PLANT OPERATOR II	Cockrell,Bobbie	9/12/1966	F	11	10	67,267.20	1	67,267.20	15,875.06	0100	3009	3009	F	Reg	N	WS0500
00048272	Locksmith	Washington,Chaunce L	5/19/1997	F	9	10	61,027.20	1	61,027.20	14,402.42	0100	3009	3009	F	Reg	N	WS0500
00048274	Locksmith	Lynn,Daneen	1/11/2016	F	9	8	52,811.20	0.07	3,696.78	872.44	0100	3013	3013	F	Reg	N	WS0500
00048274	Locksmith	Lynn,Daneen	1/11/2016	F	9	8	52,811.20	0.3	15,843.36	3,739.03	0100	3010	3010	F	Reg	N	WS0500
00048274	Locksmith	Lynn,Daneen	1/11/2016	F	9	8	52,811.20	0.4	21,124.48	4,985.38	0100	3009	3009	F	Reg	N	WS0500
00048274	Locksmith	Lynn,Daneen	1/11/2016	F	9	8	52,811.20	0.08	4,224.90	997.08	0100	3012	3012	F	Reg	N	WS0500
00048274	Locksmith	Lynn,Daneen	1/11/2016	F	9	8	52,811.20	0.15	7,921.68	1,869.52	0100	3002	3002	F	Reg	N	WS0500
00048276	WORK ORDER VERIFICATION SPECIA			V	11	0	55,195.00	1	55,195.00	13,026.02	0101	3002	3002	F	Reg	N	DS0087
00048277	Boiler Plant Operator	Mahoney,Alvin B	6/18/2012	F	10	10	67,267.20	0.33	22,198.18	5,238.77	0100	3009	3009	F	Reg	N	WS0029
00048277	Boiler Plant Operator	Mahoney,Alvin B	6/18/2012	F	10	10	67,267.20	0.33	22,198.18	5,238.77	0100	3010	3010	F	Reg	N	WS0029
00048277	Boiler Plant Operator	Mahoney,Alvin B	6/18/2012	F	10	10	67,267.20	0.34	22,870.85	5,397.52	0100	3002	3002	F	Reg	N	WS0029
00048278	HEATING & AC EQUIPMENT MECH	Oliphant,Victor	7/2/2012	F	12	10	70,324.80	0.08	5,625.98	1,327.73	0100	3012	3012	F	Reg	N	WS0500
00048278	HEATING & AC EQUIPMENT MECH	Oliphant,Victor	7/2/2012	F	12	10	70,324.80	0.07	4,922.74	1,161.77	0100	3013	3013	F	Reg	N	WS0500
00048278	HEATING & AC EQUIPMENT MECH	Oliphant,Victor	7/2/2012	F	12	10	70,324.80	0.4	28,129.92	6,638.66	0100	3009	3009	F	Reg	N	WS0500
00048278	HEATING & AC EQUIPMENT MECH	Oliphant,Victor	7/2/2012	F	12	10	70,324.80	0.15	10,548.72	2,489.50	0100	3002	3002	F	Reg	N	WS0500
00048278	HEATING & AC EQUIPMENT MECH	Oliphant,Victor	7/2/2012	F	12	10	70,324.80	0.3	21,097.44	4,979.00	0100	3010	3010	F	Reg	N	WS0500
00048281	Boiler Plant Operator	Minor,Antoine	10/6/2014	F	10	2	52,956.80	1	52,956.80	12,497.80	0100	3009	3009	F	Reg	N	WS0029
00048282	Carpenter Leader			V	9	0	41,970.00	0.4	16,788.00	3,961.97	0100	3009	3009	F	Reg	N	WS0520
00048282	Carpenter Leader			V	9	0	41,970.00	0.07	2,937.90	693.34	0100	3013	3013	F	Reg	N	WS0520
00048282	Carpenter Leader			V	9	0	41,970.00	0.3	12,591.00	2,971.48	0100	3010	3010	F	Reg	N	WS0520
00048282	Carpenter Leader			V	9	0	41,970.00	0.15	6,295.50	1,485.74	0100	3002	3002	F	Reg	N	WS0520
00048282	Carpenter Leader			V	9	0	41,970.00	0.08	3,357.60	792.39	0100	3012	3012	F	Reg	N	WS0520
00048283	PIPEFITTER/STEAMFITTER	Mosley Jr.,Joseph K	4/24/1993	F	12	10	70,324.80	0.07	4,922.74	1,161.77	0100	3013	3013	F	Reg	N	WS0500
00048283	PIPEFITTER/STEAMFITTER	Mosley Jr.,Joseph K	4/24/1993	F	12	10	70,324.80	0.15	10,548.72	2,489.50	0100	3002	3002	F	Reg	N	WS0500
00048283	PIPEFITTER/STEAMFITTER	Mosley Jr.,Joseph K	4/24/1993	F	12	10	70,324.80	0.3	21,097.44	4,979.00	0100	3010	3010	F	Reg	N	WS0500
00048283	PIPEFITTER/STEAMFITTER	Mosley Jr.,Joseph K	4/24/1993	F	12	10	70,324.80	0.08	5,625.98	1,327.73	0100	3012	3012	F	Reg	N	WS0500
00048283	PIPEFITTER/STEAMFITTER	Mosley Jr.,Joseph K	4/24/1993	F	12	10	70,324.80	0.4	28,129.92	6,638.66	0100	3009	3009	F	Reg	N	WS0500
00048284	BOILER PLANT OPERATOR SUPV	Lancaster,Robert W	9/24/2012	F	10	10	82,680.00	1	82,680.00	19,512.48	0100	3009	3009	F	Reg	N	WS0530
00048288	BOILER PLANT OPERATOR I	Miller,Reginald C	5/19/1969	F	15	10	79,456.00	0.4	31,782.40	7,500.65	0100	3012	3012	F	Reg	N	WS0500
00048288	BOILER PLANT OPERATOR I	Miller,Reginald C	5/19/1969	F	15	10	79,456.00	0.6	47,673.60	11,250.97	0100	3009	3009	F	Reg	N	WS0500
00048290	Maintenance Worker			V	5	0	30,596.80	1	30,596.80	7,220.84	0100	3010	3010	F	Reg	N	WS0500
00048292	Boiler Plant Operator	Lawrence,Karamoko J	4/8/2013	F	10	10	67,267.20	0.4	26,906.88	6,350.02	0100	3010	3010	F	Reg	N	WS0029
00048292	Boiler Plant Operator	Lawrence,Karamoko J	4/8/2013	F	10	10	67,267.20	0.6	40,360.32	9,525.04	0100	3009	3009	F	Reg	N	WS0029
00048293	Boiler Plant Operator	Roy,John G	10/25/2010	F	10	10	67,267.20	1	67,267.20	15,875.06	0100	3002	3002	F	Reg	N	WS0029
00048295	ENGINEERING EQUIPMENT OPERATOR	Crosby,Douglas S	3/28/2011	F	10	10	64,147.20	0.07	4,490.30	1,059.71	0100	3013	3013	F	Reg	N	WS0500
00048295	ENGINEERING EQUIPMENT OPERATOR	Crosby,Douglas S	3/28/2011	F	10	10	64,147.20	0.4	25,658.88	6,055.50	0100	3010	3010	F	Reg	N	WS0500
00048295	ENGINEERING EQUIPMENT OPERATOR	Crosby,Douglas S	3/28/2011	F	10	10	64,147.20	0.08	5,131.78	1,211.10	0100	3012	3012	F	Reg	N	WS0500
00048295	ENGINEERING EQUIPMENT OPERATOR	Crosby,Douglas S	3/28/2011	F	10	10	64,147.20	0.3	19,244.16	4,541.62	0100	3009	3009	F	Reg	N	WS0500
00048295	ENGINEERING EQUIPMENT OPERATOR	Crosby,Douglas S	3/28/2011	F	10	10	64,147.20	0.15	9,622.08	2,270.81	0100	3002	3002	F	Reg	N	WS0500
00048296	Boiler Plant Operator	Edwards,T C	8/12/2013	F	10	10	67,267.20	0.5	33,633.60	7,937.53	0100	3002	3002	F	Reg	N	WS0029
00048296	Boiler Plant Operator	Edwards,T C	8/12/2013	F	10	10	67,267.20	0.5	33,633.60	7,937.53	0100	3009	3009	F	Reg	N	WS0029
00048298	PAINTER,LEADER			V	9	0	41,970.00	0.15	6,295.50	1,485.74	0100	3002	3002	F	Reg	N	WS0520
00048298	PAINTER,LEADER			V	9	0	41,970.00	0.3	12,591.00	2,971.48	0100	3010	3010	F	Reg	N	WS0520
00048298	PAINTER,LEADER			V	9	0	41,970.00	0.07	2,937.90	693.34	0100	3013	3013	F	Reg	N	WS0520



Dept. of General Services
 FY 2016 Position Listing
 As of February 12, 2016
 PeopleSoft Report Run Date: 2/12/16



00048298	PAINTER,LEADER		V	9	0	41,970.00	0.08	3,357.60	792.39	0100	3012	3012	F	Reg	N	WS0520
00048298	PAINTER,LEADER		V	9	0	41,970.00	0.4	16,788.00	3,961.97	0100	3009	3009	F	Reg	N	WS0520
00048300	HEATING & AC EQUIPMENT MECH		V	12	0	44,178.00	1	44,178.00	10,426.01	0100	3009	3009	F	Reg	N	WS0500
00048301	CUSTODIAL WORKER SUPERVISOR	Lawrence,Paul R		3	10	61,297.60	1	61,297.60	14,466.23	0100	3010	3010	F	Reg	N	WS0530
00048303	WAREHOUSE,LEADER	Edmonds,Lionel J		6	10	56,596.80	1	56,596.80	13,356.84	0100	3002	3002	F	Reg	N	WS0520
00048304	BOILER PLANT OPERATOR SUPV	Beale Sr.,Haywood leo		11	8	73,320.00	1	73,320.00	17,303.52	0100	3009	3009	F	Reg	N	WS0530
00048305	BUILDING SERVICES SUPV	Harlan,Reginald L		10	10	82,680.00	1	82,680.00	19,512.48	0100	3009	3009	F	Reg	N	WS0530
00048307	BOILER PLANT OPERATOR I	Hall,Derrick M		15	10	79,456.00	1	79,456.00	18,751.62	0100	3009	3009	F	Reg	N	WS0500
00048308	MAINTENANCE MECHANIC	Lancaster,James W		9	10	61,027.20	0.4	24,410.88	5,760.97	0100	3009	3009	F	Reg	N	WS0500
00048308	MAINTENANCE MECHANIC	Lancaster,James W		9	10	61,027.20	0.15	9,154.08	2,160.36	0100	3002	3002	F	Reg	N	WS0500
00048308	MAINTENANCE MECHANIC	Lancaster,James W		9	10	61,027.20	0.3	18,308.16	4,320.73	0100	3010	3010	F	Reg	N	WS0500
00048308	MAINTENANCE MECHANIC	Lancaster,James W		9	10	61,027.20	0.08	4,882.18	1,152.19	0100	3012	3012	F	Reg	N	WS0500
00048308	MAINTENANCE MECHANIC	Lancaster,James W		9	10	61,027.20	0.07	4,271.90	1,008.17	0100	3013	3013	F	Reg	N	WS0500
00048309	Facilities Operations Manager		V	13	0	100,962.50	1	100,962.50	23,827.15	0100	3002	3002	F	Reg	N	DS0086
00048311	ELECTRICIAN,LEADER	Davis,Wesley K		10	10	70,324.80	0.08	5,625.98	1,327.73	0100	3012	3012	F	Reg	N	WS0520
00048311	ELECTRICIAN,LEADER	Davis,Wesley K		10	10	70,324.80	0.3	21,097.44	4,979.00	0100	3010	3010	F	Reg	N	WS0520
00048311	ELECTRICIAN,LEADER	Davis,Wesley K		10	10	70,324.80	0.4	28,129.92	6,638.66	0100	3009	3009	F	Reg	N	WS0520
00048311	ELECTRICIAN,LEADER	Davis,Wesley K		10	10	70,324.80	0.07	4,922.74	1,161.77	0100	3013	3013	F	Reg	N	WS0520
00048311	ELECTRICIAN,LEADER	Davis,Wesley K		10	10	70,324.80	0.15	10,548.72	2,489.50	0100	3002	3002	F	Reg	N	WS0520
00048313	BOILER PLANT OPERATOR I	Sykes,Christopher		15	10	79,456.00	1	79,456.00	18,751.62	0100	3009	3009	F	Reg	N	WS0500
00048315	GEN MAINTENANCE REPAIRWKR	Mckenzie,Kevin D		8	10	58,073.60	0.3	17,422.08	4,111.61	0100	3009	3009	F	Reg	N	WS0500
00048315	GEN MAINTENANCE REPAIRWKR	Mckenzie,Kevin D		8	10	58,073.60	0.07	4,065.15	959.38	0100	3013	3013	F	Reg	N	WS0500
00048315	GEN MAINTENANCE REPAIRWKR	Mckenzie,Kevin D		8	10	58,073.60	0.08	4,645.89	1,096.43	0100	3012	3012	F	Reg	N	WS0500
00048315	GEN MAINTENANCE REPAIRWKR	Mckenzie,Kevin D		8	10	58,073.60	0.15	8,711.04	2,055.81	0101	3002	3002	F	Reg	N	WS0500
00048315	GEN MAINTENANCE REPAIRWKR	Mckenzie,Kevin D		8	10	58,073.60	0.4	23,229.44	5,482.15	0100	3010	3010	F	Reg	N	WS0500
00048316	Boiler Plant Operator		V	9	0	48,651.20	1	48,651.20	11,481.68	0100	3010	3010	F	Reg	N	WS0029
00048317	ELECTRICIAN	King Jr.,James A		10	10	64,147.20	0.07	4,490.30	1,059.71	0100	3013	3013	F	Reg	N	WS0500
00048317	ELECTRICIAN	King Jr.,James A		10	10	64,147.20	0.08	5,131.78	1,211.10	0100	3012	3012	F	Reg	N	WS0500
00048317	ELECTRICIAN	King Jr.,James A		10	10	64,147.20	0.15	9,622.08	2,270.81	0100	3002	3002	F	Reg	N	WS0500
00048317	ELECTRICIAN	King Jr.,James A		10	10	64,147.20	0.4	25,658.88	6,055.50	0100	3009	3009	F	Reg	N	WS0500
00048317	ELECTRICIAN	King Jr.,James A		10	10	64,147.20	0.3	19,244.16	4,541.62	0100	3010	3010	F	Reg	N	WS0500
00048318	PLUMBER	Graham,Jeffrey		9	10	61,027.20	0.4	24,410.88	5,760.97	0100	3009	3009	F	Reg	N	WS0500
00048318	PLUMBER	Graham,Jeffrey		9	10	61,027.20	0.3	18,308.16	4,320.73	0100	3010	3010	F	Reg	N	WS0500
00048318	PLUMBER	Graham,Jeffrey		9	10	61,027.20	0.08	4,882.18	1,152.19	0100	3012	3012	F	Reg	N	WS0500
00048318	PLUMBER	Graham,Jeffrey		9	10	61,027.20	0.15	9,154.08	2,160.36	0100	3002	3002	F	Reg	N	WS0500
00048318	PLUMBER	Graham,Jeffrey		9	10	61,027.20	0.07	4,271.90	1,008.17	0100	3013	3013	F	Reg	N	WS0500
00048319	BOILER PLANT OPERATOR SUPV	Davis,Randolph		11	10	84,718.40	0.33	27,957.07	6,597.87	0100	3010	3010	F	Reg	N	WS0530
00048319	BOILER PLANT OPERATOR SUPV	Davis,Randolph		11	10	84,718.40	0.67	56,761.33	13,395.67	0100	3009	3009	F	Reg	N	WS0530
00048321	SUPPLY TECHNICIAN	Tolson,James		7	10	54,974.40	0.07	3,848.21	908.18	0100	3013	3013	F	Reg	N	WS0500
00048321	SUPPLY TECHNICIAN	Tolson,James		7	10	54,974.40	0.15	8,246.16	1,946.09	0100	3002	3002	F	Reg	N	WS0500
00048321	SUPPLY TECHNICIAN	Tolson,James		7	10	54,974.40	0.3	16,492.32	3,892.19	0100	3010	3010	F	Reg	N	WS0500
00048321	SUPPLY TECHNICIAN	Tolson,James		7	10	54,974.40	0.4	21,989.76	5,189.58	0100	3009	3009	F	Reg	N	WS0500
00048321	SUPPLY TECHNICIAN	Tolson,James		7	10	54,974.40	0.08	4,397.95	1,037.92	0100	3012	3012	F	Reg	N	WS0500
00048324	BOILER PLANT OPERATOR I		V	15	0	49,937.00	0.5	24,968.50	5,892.57	0100	3009	3009	F	Reg	N	WS0500
00048324	BOILER PLANT OPERATOR I		V	15	0	49,937.00	0.33	16,479.21	3,889.09	0100	3013	3013	F	Reg	N	WS0500
00048324	BOILER PLANT OPERATOR I		V	15	0	49,937.00	0.17	8,489.29	2,003.47	0100	3002	3002	F	Reg	N	WS0500
00048325	PLUMBER	Washington,Thomas		9	10	61,027.20	0.3	18,308.16	4,320.73	0100	3010	3010	F	Reg	N	WS0500
00048325	PLUMBER	Washington,Thomas		9	10	61,027.20	0.4	24,410.88	5,760.97	0100	3009	3009	F	Reg	N	WS0500
00048325	PLUMBER	Washington,Thomas		9	10	61,027.20	0.08	4,882.18	1,152.19	0100	3012	3012	F	Reg	N	WS0500
00048325	PLUMBER	Washington,Thomas		9	10	61,027.20	0.07	4,271.90	1,008.17	0100	3013	3013	F	Reg	N	WS0500
00048325	PLUMBER	Washington,Thomas		9	10	61,027.20	0.15	9,154.08	2,160.36	0100	3002	3002	F	Reg	N	WS0500
00048326	Boiler Plant Operator	Mattocks,Frankie L		10	10	67,267.20	1	67,267.20	15,875.06	0100	3012	3012	F	Reg	N	WS0029
00048327	MAINTENANCE MECHANIC SUPV	Taylor,Charles F		10	10	82,680.00	0.08	6,614.40	1,561.00	0100	3012	3012	F	Reg	N	WS0530
00048327	MAINTENANCE MECHANIC SUPV	Taylor,Charles F		10	10	82,680.00	0.15	12,402.00	2,926.87	0100	3002	3002	F	Reg	N	WS0530
00048327	MAINTENANCE MECHANIC SUPV	Taylor,Charles F		10	10	82,680.00	0.07	5,787.60	1,365.87	0100	3013	3013	F	Reg	N	WS0530
00048327	MAINTENANCE MECHANIC SUPV	Taylor,Charles F		10	10	82,680.00	0.3	24,804.00	5,853.74	0100	3010	3010	F	Reg	N	WS0530



Dept. of General Services
 FY 2016 Position Listing
 As of February 12, 2016
 PeopleSoft Report Run Date: 2/12/16



00048327	MAINTENANCE MECHANIC SUPV	Taylor, Charles F	7/26/1991	F	10	10	82,680.00	0.4	33,072.00	7,804.99	0100	3009 3009	F	Reg	N	WS0530
00048328	ELECTRICIAN	Isbell, Derrick D	8/3/1987	F	10	10	64,147.20	0.08	5,131.78	1,211.10	0100	3012 3012	F	Reg	N	WS0500
00048328	ELECTRICIAN	Isbell, Derrick D	8/3/1987	F	10	10	64,147.20	0.15	9,622.08	2,270.81	0100	3002 3002	F	Reg	N	WS0500
00048328	ELECTRICIAN	Isbell, Derrick D	8/3/1987	F	10	10	64,147.20	0.3	19,244.16	4,541.62	0100	3010 3010	F	Reg	N	WS0500
00048328	ELECTRICIAN	Isbell, Derrick D	8/3/1987	F	10	10	64,147.20	0.07	4,490.30	1,059.71	0100	3013 3013	F	Reg	N	WS0500
00048328	ELECTRICIAN	Isbell, Derrick D	8/3/1987	F	10	10	64,147.20	0.4	25,658.88	6,055.50	0100	3009 3009	F	Reg	N	WS0500
00048331	Boiler Plant Operator	Johnson, Essney	11/3/2014	F	10	9	65,478.40	1	65,478.40	15,452.90	0100	3009 3009	F	Reg	N	WS0029
00048332	BOILER PLANT OPERATOR SUPV			V	12	0	54,703.00	0.07	3,829.21	903.69	0100	3013 3013	F	Reg	N	WS0530
00048332	BOILER PLANT OPERATOR SUPV			V	12	0	54,703.00	0.3	16,410.90	3,872.97	0100	3009 3009	F	Reg	N	WS0530
00048332	BOILER PLANT OPERATOR SUPV			V	12	0	54,703.00	0.15	8,205.45	1,936.49	0100	3002 3002	F	Reg	N	WS0530
00048332	BOILER PLANT OPERATOR SUPV			V	12	0	54,703.00	0.08	4,376.24	1,032.79	0100	3012 3012	F	Reg	N	WS0530
00048332	BOILER PLANT OPERATOR SUPV			V	12	0	54,703.00	0.4	21,881.20	5,163.96	0100	3010 3010	F	Reg	N	WS0530
00048333	ELECTRONICS TECHNICIAN	Blaine, Randall H	10/28/1985	F	8	10	58,073.60	0.08	4,645.89	1,096.43	0100	3012 3012	F	Reg	N	WS0500
00048333	ELECTRONICS TECHNICIAN	Blaine, Randall H	10/28/1985	F	8	10	58,073.60	0.15	8,711.04	2,055.81	0100	3002 3002	F	Reg	N	WS0500
00048333	ELECTRONICS TECHNICIAN	Blaine, Randall H	10/28/1985	F	8	10	58,073.60	0.4	23,229.44	5,482.15	0100	3010 3010	F	Reg	N	WS0500
00048333	ELECTRONICS TECHNICIAN	Blaine, Randall H	10/28/1985	F	8	10	58,073.60	0.3	17,422.08	4,111.61	0100	3009 3009	F	Reg	N	WS0500
00048333	ELECTRONICS TECHNICIAN	Blaine, Randall H	10/28/1985	F	8	10	58,073.60	0.07	4,065.15	959.38	0100	3013 3013	F	Reg	N	WS0500
00048334	BOILER PLANT OPERATOR SUPV	Evans Jr., Michael E	5/31/2009	F	11	10	84,718.40	1	84,718.40	19,993.54	0100	3009 3009	F	Reg	N	WS0530
00048335	Boiler Plant Operator	Rutherford, Anthony C	3/25/2013	F	9	10	64,001.60	0.86	55,041.38	12,989.76	0100	3013 3013	F	Reg	N	WS0029
00048335	Boiler Plant Operator	Rutherford, Anthony C	3/25/2013	F	9	10	64,001.60	0.14	8,960.22	2,114.61	0100	3002 3002	F	Reg	N	WS0029
00048337	BOILER PLANT OPERATOR I	Mims Sr., Larry	3/26/1984	F	15	10	79,456.00	1	79,456.00	18,751.62	0100	3009 3009	F	Reg	N	WS0500
00048338	BLDG & GRDS MAINT WKR SUPV	Mcfadden, Tony	1/7/1991	F	5	10	67,516.80	1	67,516.80	15,933.96	0100	3010 3010	F	Reg	N	WS0530
00048339	Boiler Plant Operator	AREVALO, ALBA	2/21/2001	F	9	4	53,768.00	1	53,768.00	12,689.25	0100	3009 3009	F	Reg	N	WS0029
00048340	Custodian/School Maint. Worker			V	3	0	26,686.40	0.15	4,002.96	944.70	0100	3002 3002	F	Reg	N	WS0500
00048340	Custodian/School Maint. Worker			V	3	0	26,686.40	0.4	10,674.56	2,519.20	0100	3009 3009	F	Reg	N	WS0500
00048340	Custodian/School Maint. Worker			V	3	0	26,686.40	0.08	2,134.91	503.84	0100	3012 3012	F	Reg	N	WS0500
00048340	Custodian/School Maint. Worker			V	3	0	26,686.40	0.07	1,868.05	440.86	0100	3013 3013	F	Reg	N	WS0500
00048340	Custodian/School Maint. Worker			V	3	0	26,686.40	0.3	8,005.92	1,889.40	0100	3010 3010	F	Reg	N	WS0500
00048341	Heating Ventilation & Air Cond	Hollman, Lonell	9/9/2013	F	11	10	67,267.20	0.15	10,090.08	2,381.26	0100	3002 3002	F	Reg	N	WS0500
00048341	Heating Ventilation & Air Cond	Hollman, Lonell	9/9/2013	F	11	10	67,267.20	0.3	20,180.16	4,762.52	0100	3009 3009	F	Reg	N	WS0500
00048341	Heating Ventilation & Air Cond	Hollman, Lonell	9/9/2013	F	11	10	67,267.20	0.4	26,906.88	6,350.02	0100	3010 3010	F	Reg	N	WS0500
00048341	Heating Ventilation & Air Cond	Hollman, Lonell	9/9/2013	F	11	10	67,267.20	0.08	5,381.38	1,270.00	0100	3012 3012	F	Reg	N	WS0500
00048341	Heating Ventilation & Air Cond	Hollman, Lonell	9/9/2013	F	11	10	67,267.20	0.07	4,708.70	1,111.25	0100	3013 3013	F	Reg	N	WS0500
00048342	BOILER PLANT OPERATOR I	Nelson Jr., Harold L.	3/28/1970	F	15	10	79,456.00	1	79,456.00	18,751.62	0100	3009 3009	F	Reg	N	WS0500
00048343	BOILER PLANT OPERATOR I			V	15	0	49,937.00	1	49,937.00	11,785.13	0100	3009 3009	F	Reg	N	WS0500
00048346	MASON	Mccullough, George Junior	4/9/1979	F	10	10	64,147.20	0.07	4,490.30	1,059.71	0100	3013 3013	F	Reg	N	WS0500
00048346	MASON	Mccullough, George Junior	4/9/1979	F	10	10	64,147.20	0.08	5,131.78	1,211.10	0100	3012 3012	F	Reg	N	WS0500
00048346	MASON	Mccullough, George Junior	4/9/1979	F	10	10	64,147.20	0.4	25,658.88	6,055.50	0100	3010 3010	F	Reg	N	WS0500
00048346	MASON	Mccullough, George Junior	4/9/1979	F	10	10	64,147.20	0.15	9,622.08	2,270.81	0100	3002 3002	F	Reg	N	WS0500
00048346	MASON	Mccullough, George Junior	4/9/1979	F	10	10	64,147.20	0.3	19,244.16	4,541.62	0100	3009 3009	F	Reg	N	WS0500
00048347	PLUMBER	Vernon, James T	1/8/1971	F	9	10	61,027.20	0.4	24,410.88	5,760.97	0100	3009 3009	F	Reg	N	WS0500
00048347	PLUMBER	Vernon, James T	1/8/1971	F	9	10	61,027.20	0.08	4,882.18	1,152.19	0100	3012 3012	F	Reg	N	WS0500
00048347	PLUMBER	Vernon, James T	1/8/1971	F	9	10	61,027.20	0.07	4,271.90	1,008.17	0100	3013 3013	F	Reg	N	WS0500
00048347	PLUMBER	Vernon, James T	1/8/1971	F	9	10	61,027.20	0.3	18,308.16	4,320.73	0100	3010 3010	F	Reg	N	WS0500
00048347	PLUMBER	Vernon, James T	1/8/1971	F	9	10	61,027.20	0.15	9,154.08	2,160.36	0100	3002 3002	F	Reg	N	WS0500
00048348	BOILER PLANT OPERATOR II	Makins, Pedro L	5/8/1975	F	11	10	67,267.20	1	67,267.20	15,875.06	0100	3010 3010	F	Reg	N	WS0500
00048349	Boiler Plant Operator			V	10	0	51,168.00	0.3	15,350.40	3,622.69	0100	3010 3010	F	Reg	N	WS0029
00048349	Boiler Plant Operator			V	10	0	51,168.00	0.4	20,467.20	4,830.26	0100	3009 3009	F	Reg	N	WS0029
00048349	Boiler Plant Operator			V	10	0	51,168.00	0.15	7,675.20	1,811.35	0100	3002 3002	F	Reg	N	WS0029
00048349	Boiler Plant Operator			V	10	0	51,168.00	0.08	4,093.44	966.05	0100	3013 3013	F	Reg	N	WS0029
00048349	Boiler Plant Operator			V	10	0	51,168.00	0.07	3,581.76	845.30	0100	3012 3012	F	Reg	N	WS0029
00048354	BUILDING MGMT SPEC	Law, Tony A	11/3/2014	F	12	10	87,374.00	0.15	13,106.10	3,093.04	0100	3002 3002	F	Term	N	DS0087
00048354	BUILDING MGMT SPEC	Law, Tony A	11/3/2014	F	12	10	87,374.00	0.08	6,989.92	1,649.62	0100	3012 3012	F	Term	N	DS0087
00048354	BUILDING MGMT SPEC	Law, Tony A	11/3/2014	F	12	10	87,374.00	0.07	6,116.18	1,443.42	0100	3013 3013	F	Term	N	DS0087
00048354	BUILDING MGMT SPEC	Law, Tony A	11/3/2014	F	12	10	87,374.00	0.3	26,212.20	6,186.08	0100	3010 3010	F	Term	N	DS0087
00048354	BUILDING MGMT SPEC	Law, Tony A	11/3/2014	F	12	10	87,374.00	0.4	34,949.60	8,248.11	0100	3009 3009	F	Term	N	DS0087



Dept. of General Services
 FY 2016 Position Listing
 As of February 12, 2016
 PeopleSoft Report Run Date: 2/12/16



00048355	GEN MAINTENANCE REPAIRLDR		V	9	0	41,970.00	0.4	16,788.00	3,961.97	0100	3009	3009	F	Reg	N	WS0520	
00048355	GEN MAINTENANCE REPAIRLDR		V	9	0	41,970.00	0.08	3,357.60	792.39	0100	3012	3012	F	Reg	N	WS0520	
00048355	GEN MAINTENANCE REPAIRLDR		V	9	0	41,970.00	0.3	12,591.00	2,971.48	0100	3010	3010	F	Reg	N	WS0520	
00048355	GEN MAINTENANCE REPAIRLDR		V	9	0	41,970.00	0.07	2,937.90	693.34	0100	3013	3013	F	Reg	N	WS0520	
00048355	GEN MAINTENANCE REPAIRLDR		V	9	0	41,970.00	0.15	6,295.50	1,485.74	0100	3002	3002	F	Reg	N	WS0520	
00048357	PLASTERER	Smith,Anthony T	6/5/1991	F	9	10	61,027.20	0.07	4,271.90	1,008.17	0100	3013	3013	F	Reg	N	WS0500
00048357	PLASTERER	Smith,Anthony T	6/5/1991	F	9	10	61,027.20	0.15	9,154.08	2,160.36	0100	3002	3002	F	Reg	N	WS0500
00048357	PLASTERER	Smith,Anthony T	6/5/1991	F	9	10	61,027.20	0.08	4,882.18	1,152.19	0100	3012	3012	F	Reg	N	WS0500
00048357	PLASTERER	Smith,Anthony T	6/5/1991	F	9	10	61,027.20	0.4	24,410.88	5,760.97	0100	3009	3009	F	Reg	N	WS0500
00048357	PLASTERER	Smith,Anthony T	6/5/1991	F	9	10	61,027.20	0.3	18,308.16	4,320.73	0100	3010	3010	F	Reg	N	WS0500
00048358	WORK ORDER VERIF SPEC (EH&S)	Gibson,Richard E	11/2/1987	F	11	5	62,291.00	0.1	6,229.10	1,470.07	0100	3002	3002	F	Reg	N	DS0087
00048358	WORK ORDER VERIF SPEC (EH&S)	Gibson,Richard E	11/2/1987	F	11	5	62,291.00	0.5	31,145.50	7,350.34	0100	3009	3009	F	Reg	N	DS0087
00048358	WORK ORDER VERIF SPEC (EH&S)	Gibson,Richard E	11/2/1987	F	11	5	62,291.00	0.3	18,687.30	4,410.20	0100	3010	3010	F	Reg	N	DS0087
00048358	WORK ORDER VERIF SPEC (EH&S)	Gibson,Richard E	11/2/1987	F	11	5	62,291.00	0.05	3,114.55	735.03	0100	3012	3012	F	Reg	N	DS0087
00048358	WORK ORDER VERIF SPEC (EH&S)	Gibson,Richard E	11/2/1987	F	11	5	62,291.00	0.05	3,114.55	735.03	0100	3013	3013	F	Reg	N	DS0087
00048359	SUPPLY TECHNICIAN		V	7	0	34,557.00	0.4	13,822.80	3,262.18	0100	3009	3009	F	Reg	N	WS0500	
00048359	SUPPLY TECHNICIAN		V	7	0	34,557.00	0.08	2,764.56	652.44	0100	3012	3012	F	Reg	N	WS0500	
00048359	SUPPLY TECHNICIAN		V	7	0	34,557.00	0.15	5,183.55	1,223.32	0100	3002	3002	F	Reg	N	WS0500	
00048359	SUPPLY TECHNICIAN		V	7	0	34,557.00	0.07	2,418.99	570.88	0100	3013	3013	F	Reg	N	WS0500	
00048359	SUPPLY TECHNICIAN		V	7	0	34,557.00	0.3	10,367.10	2,446.64	0100	3010	3010	F	Reg	N	WS0500	
00048360	BOILER PLANT OPERATOR SUPV	French,Kyle	12/13/1982	F	12	10	87,068.80	0.3	26,120.64	6,164.47	0100	3009	3009	F	Reg	N	WS0530
00048360	BOILER PLANT OPERATOR SUPV	French,Kyle	12/13/1982	F	12	10	87,068.80	0.4	34,827.52	8,219.29	0100	3010	3010	F	Reg	N	WS0530
00048360	BOILER PLANT OPERATOR SUPV	French,Kyle	12/13/1982	F	12	10	87,068.80	0.08	6,965.50	1,643.86	0100	3012	3012	F	Reg	N	WS0530
00048360	BOILER PLANT OPERATOR SUPV	French,Kyle	12/13/1982	F	12	10	87,068.80	0.15	13,060.32	3,082.24	0100	3002	3002	F	Reg	N	WS0530
00048360	BOILER PLANT OPERATOR SUPV	French,Kyle	12/13/1982	F	12	10	87,068.80	0.07	6,094.82	1,438.38	0100	3013	3013	F	Reg	N	WS0530
00048362	BOILER PLANT OPERATOR SUPV	Watkins Jr.,David T	4/8/2013	F	11	10	84,718.40	1	84,718.40	19,993.54	0100	3002	3002	F	Reg	N	WS0530
00048363	PLUMBER	Rucker,Gary B	7/25/1994	F	9	10	61,027.20	0.4	24,410.88	5,760.97	0100	3009	3009	F	Reg	N	WS0500
00048363	PLUMBER	Rucker,Gary B	7/25/1994	F	9	10	61,027.20	0.3	18,308.16	4,320.73	0100	3010	3010	F	Reg	N	WS0500
00048363	PLUMBER	Rucker,Gary B	7/25/1994	F	9	10	61,027.20	0.08	4,882.18	1,152.19	0100	3012	3012	F	Reg	N	WS0500
00048363	PLUMBER	Rucker,Gary B	7/25/1994	F	9	10	61,027.20	0.07	4,271.90	1,008.17	0100	3013	3013	F	Reg	N	WS0500
00048363	PLUMBER	Rucker,Gary B	7/25/1994	F	9	10	61,027.20	0.15	9,154.08	2,160.36	0100	3002	3002	F	Reg	N	WS0500
00048365	Bldg & Grounds Maint Wrkr Supv		V	3	0	38,528.00	1	38,528.00	9,092.61	0100	3010	3010	F	Reg	N	WS0530	
00048368	LOCKSMITH	Barr,Cleveland	3/5/1987	F	9	10	61,027.20	0.3	18,308.16	4,320.73	0100	3010	3010	F	Reg	N	WS0500
00048368	LOCKSMITH	Barr,Cleveland	3/5/1987	F	9	10	61,027.20	0.08	4,882.18	1,152.19	0100	3012	3012	F	Reg	N	WS0500
00048368	LOCKSMITH	Barr,Cleveland	3/5/1987	F	9	10	61,027.20	0.07	4,271.90	1,008.17	0100	3013	3013	F	Reg	N	WS0500
00048368	LOCKSMITH	Barr,Cleveland	3/5/1987	F	9	10	61,027.20	0.4	24,410.88	5,760.97	0100	3009	3009	F	Reg	N	WS0500
00048368	LOCKSMITH	Barr,Cleveland	3/5/1987	F	9	10	61,027.20	0.15	9,154.08	2,160.36	0100	3002	3002	F	Reg	N	WS0500
00048369	BOILER PLANT OPERATOR III	Emerson,Jonathan	6/20/1984	F	9	10	61,027.20	1	61,027.20	14,402.42	0100	3009	3009	F	Reg	N	WS0500
00048370	BOILER PLANT OPERATOR III	Turner,Wayne E	9/17/1979	F	9	10	61,027.20	1	61,027.20	14,402.42	0100	3010	3010	F	Reg	N	WS0500
00048371	BOILER PLANT OPERATOR I	Epps,Kenneth E	3/7/1994	F	15	10	79,456.00	1	79,456.00	18,751.62	0100	3009	3009	F	Reg	N	WS0500
00048372	BOILER PLANT OPERATOR I	Hubbard,Reginald	11/1/1995	F	15	10	79,456.00	0.25	19,864.00	4,687.90	0100	3013	3013	F	Reg	N	WS0500
00048372	BOILER PLANT OPERATOR I	Hubbard,Reginald	11/1/1995	F	15	10	79,456.00	0.75	59,592.00	14,063.71	0100	3009	3009	F	Reg	N	WS0500
00048374	INDUSTRIAL EQUIP MECHANIC	Saunders,Joseph D	5/27/1986	F	10	10	64,147.20	0.3	19,244.16	4,541.62	0100	3010	3010	F	Reg	N	WS0500
00048374	INDUSTRIAL EQUIP MECHANIC	Saunders,Joseph D	5/27/1986	F	10	10	64,147.20	0.15	9,622.08	2,270.81	0100	3002	3002	F	Reg	N	WS0500
00048374	INDUSTRIAL EQUIP MECHANIC	Saunders,Joseph D	5/27/1986	F	10	10	64,147.20	0.07	4,490.30	1,059.71	0100	3013	3013	F	Reg	N	WS0500
00048374	INDUSTRIAL EQUIP MECHANIC	Saunders,Joseph D	5/27/1986	F	10	10	64,147.20	0.08	5,131.78	1,211.10	0100	3012	3012	F	Reg	N	WS0500
00048374	INDUSTRIAL EQUIP MECHANIC	Saunders,Joseph D	5/27/1986	F	10	10	64,147.20	0.4	25,658.88	6,055.50	0100	3009	3009	F	Reg	N	WS0500
00048375	BOILER PLANT OPERATOR I	Carter,Darlene M	6/23/1997	F	15	10	79,456.00	1	79,456.00	18,751.62	0100	3009	3009	F	Reg	N	WS0500
00048377	BOILER PLANT OPERATOR I	Houston,Eric	4/12/1984	F	15	10	79,456.00	0.6	47,673.60	11,250.97	0100	3002	3002	F	Reg	N	WS0500
00048377	BOILER PLANT OPERATOR I	Houston,Eric	4/12/1984	F	15	10	79,456.00	0.4	31,782.40	7,500.65	0100	3010	3010	F	Reg	N	WS0500
00048379	ELECTRICIAN	Gordon,Robert A	7/10/1980	F	10	10	64,147.20	0.4	25,658.88	6,055.50	0100	3009	3009	F	Reg	N	WS0500
00048379	ELECTRICIAN	Gordon,Robert A	7/10/1980	F	10	10	64,147.20	0.07	4,490.30	1,059.71	0100	3013	3013	F	Reg	N	WS0500
00048379	ELECTRICIAN	Gordon,Robert A	7/10/1980	F	10	10	64,147.20	0.08	5,131.78	1,211.10	0100	3012	3012	F	Reg	N	WS0500
00048379	ELECTRICIAN	Gordon,Robert A	7/10/1980	F	10	10	64,147.20	0.15	9,622.08	2,270.81	0100	3002	3002	F	Reg	N	WS0500
00048379	ELECTRICIAN	Gordon,Robert A	7/10/1980	F	10	10	64,147.20	0.3	19,244.16	4,541.62	0100	3010	3010	F	Reg	N	WS0500
00048382	BOILER PLANT OPERATOR I	Agnew Jr.,John W	12/4/1967	F	15	10	79,456.00	1	79,456.00	18,751.62	0100	3009	3009	F	Reg	N	WS0500



Dept. of General Services
 FY 2016 Position Listing
 As of February 12, 2016
 PeopleSoft Report Run Date: 2/12/16



00048383	PLASTERER	Reed,Carl M	7/26/1991	F	9	10	61,027.20	0.15	9,154.08	2,160.36	0100	3002	3002	F	Reg	N	WS0500
00048383	PLASTERER	Reed,Carl M	7/26/1991	F	9	10	61,027.20	0.08	4,882.18	1,152.19	0100	3012	3012	F	Reg	N	WS0500
00048383	PLASTERER	Reed,Carl M	7/26/1991	F	9	10	61,027.20	0.07	4,271.90	1,008.17	0100	3013	3013	F	Reg	N	WS0500
00048383	PLASTERER	Reed,Carl M	7/26/1991	F	9	10	61,027.20	0.3	18,308.16	4,320.73	0100	3010	3010	F	Reg	N	WS0500
00048383	PLASTERER	Reed,Carl M	7/26/1991	F	9	10	61,027.20	0.4	24,410.88	5,760.97	0100	3009	3009	F	Reg	N	WS0500
00048385	GEN MAINTENANCE REPAIRWKR	Harley,Thomas M	5/1/1992	F	7	10	54,974.40	1	54,974.40	12,973.96	0100	3010	3010	F	Reg	N	WS0500
00048388	AIR CONDITION MECH FORMAN			V	12	0	44,178.00	0.08	3,534.24	834.08	0100	3013	3013	F	Reg	N	WS0500
00048388	AIR CONDITION MECH FORMAN			V	12	0	44,178.00	0.07	3,092.46	729.82	0100	3012	3012	F	Reg	N	WS0500
00048388	AIR CONDITION MECH FORMAN			V	12	0	44,178.00	0.3	13,253.40	3,127.80	0100	3010	3010	F	Reg	N	WS0500
00048388	AIR CONDITION MECH FORMAN			V	12	0	44,178.00	0.15	6,626.70	1,563.90	0100	3002	3002	F	Reg	N	WS0500
00048388	AIR CONDITION MECH FORMAN			V	12	0	44,178.00	0.4	17,671.20	4,170.40	0100	3009	3009	F	Reg	N	WS0500
00048389	Boiler Plant Operator	Santos,Jose Vladimir	12/30/2013	F	10	10	67,267.20	1	67,267.20	15,875.06	0100	3009	3009	F	Reg	N	WS0029
00048390	BOILER PLANT OPERATOR III	Culler,Derrick K	10/26/2009	F	9	10	61,027.20	1	61,027.20	14,402.42	0100	3010	3010	F	Reg	N	WS0500
00048391	CUSTODIAN / SCHOOL MAINT WKR	Moore,Teoni B	4/13/2015	F	3	3	29,619.20	1	29,619.20	6,990.13	0100	3010	3010	F	Term	N	WS0500
00048392	GEN MAINTENANCE REPAIRWKR	Craven,John S	3/20/1981	F	7	10	54,974.40	0.08	4,397.95	1,037.92	0100	3012	3012	F	Reg	N	WS0500
00048392	GEN MAINTENANCE REPAIRWKR	Craven,John S	3/20/1981	F	7	10	54,974.40	0.3	16,492.32	3,892.19	0100	3010	3010	F	Reg	N	WS0500
00048392	GEN MAINTENANCE REPAIRWKR	Craven,John S	3/20/1981	F	7	10	54,974.40	0.07	3,848.21	908.18	0100	3013	3013	F	Reg	N	WS0500
00048392	GEN MAINTENANCE REPAIRWKR	Craven,John S	3/20/1981	F	7	10	54,974.40	0.15	8,246.16	1,946.09	0100	3002	3002	F	Reg	N	WS0500
00048392	GEN MAINTENANCE REPAIRWKR	Craven,John S	3/20/1981	F	7	10	54,974.40	0.4	21,989.76	5,189.58	0100	3009	3009	F	Reg	N	WS0500
00048393	BOILER PLANT OPERATOR SUPV	Pickett,Thomas E	6/25/2007	F	12	10	87,068.80	0.3	26,120.64	6,164.47	0100	3009	3009	F	Reg	N	WS0530
00048393	BOILER PLANT OPERATOR SUPV	Pickett,Thomas E	6/25/2007	F	12	10	87,068.80	0.4	34,827.52	8,219.29	0100	3010	3010	F	Reg	N	WS0530
00048393	BOILER PLANT OPERATOR SUPV	Pickett,Thomas E	6/25/2007	F	12	10	87,068.80	0.07	6,094.82	1,438.38	0100	3013	3013	F	Reg	N	WS0530
00048393	BOILER PLANT OPERATOR SUPV	Pickett,Thomas E	6/25/2007	F	12	10	87,068.80	0.08	6,965.50	1,643.86	0100	3012	3012	F	Reg	N	WS0530
00048393	BOILER PLANT OPERATOR SUPV	Pickett,Thomas E	6/25/2007	F	12	10	87,068.80	0.15	13,060.32	3,082.24	0100	3002	3002	F	Reg	N	WS0530
00048394	MAINTENANCE MECHANIC	Dixon,Derrick	8/27/2012	F	9	10	61,027.20	0.08	4,882.18	1,152.19	0100	3012	3012	F	Reg	N	WS0500
00048394	MAINTENANCE MECHANIC	Dixon,Derrick	8/27/2012	F	9	10	61,027.20	0.07	4,271.90	1,008.17	0100	3013	3013	F	Reg	N	WS0500
00048394	MAINTENANCE MECHANIC	Dixon,Derrick	8/27/2012	F	9	10	61,027.20	0.3	18,308.16	4,320.73	0100	3010	3010	F	Reg	N	WS0500
00048394	MAINTENANCE MECHANIC	Dixon,Derrick	8/27/2012	F	9	10	61,027.20	0.15	9,154.08	2,160.36	0100	3002	3002	F	Reg	N	WS0500
00048394	MAINTENANCE MECHANIC	Dixon,Derrick	8/27/2012	F	9	10	61,027.20	0.4	24,410.88	5,760.97	0100	3009	3009	F	Reg	N	WS0500
00048395	BOILER PLANT OPERATOR II	Solomon,Gloria V	12/3/1976	F	11	10	67,267.20	0.5	33,633.60	7,937.53	0100	3009	3009	F	Reg	N	WS0500
00048395	BOILER PLANT OPERATOR II	Solomon,Gloria V	12/3/1976	F	11	10	67,267.20	0.5	33,633.60	7,937.53	0100	3002	3002	F	Reg	N	WS0500
00048397	BOILER PLANT OPERATOR II	Goldring,Melvin W	8/10/1970	F	11	10	67,267.20	1	67,267.20	15,875.06	0100	3009	3009	F	Reg	N	WS0500
00048398	BOILER PLANT OPERATOR I	Pegram,Reginald B	1/4/1982	F	15	9	73,569.60	1	73,569.60	17,362.43	0100	3009	3009	F	Reg	N	WS0500
00048401	CARPENTER	Bryant,Gregory M	8/29/1983	F	9	10	61,027.20	0.07	4,271.90	1,008.17	0100	3013	3013	F	Reg	N	WS0500
00048401	CARPENTER	Bryant,Gregory M	8/29/1983	F	9	10	61,027.20	0.08	4,882.18	1,152.19	0100	3012	3012	F	Reg	N	WS0500
00048401	CARPENTER	Bryant,Gregory M	8/29/1983	F	9	10	61,027.20	0.15	9,154.08	2,160.36	0100	3002	3002	F	Reg	N	WS0500
00048401	CARPENTER	Bryant,Gregory M	8/29/1983	F	9	10	61,027.20	0.4	24,410.88	5,760.97	0100	3009	3009	F	Reg	N	WS0500
00048401	CARPENTER	Bryant,Gregory M	8/29/1983	F	9	10	61,027.20	0.3	18,308.16	4,320.73	0100	3010	3010	F	Reg	N	WS0500
00048403	Boiler Plant Operator Worker	Hathaway,Sean	6/4/2012	F	7	10	57,595.20	1	57,595.20	13,592.47	0100	3009	3009	F	Reg	N	WS0029
00048405	BOILER PLANT OPERATOR I	Andrews,Albert	2/22/1994	F	15	10	79,456.00	0.75	59,592.00	14,063.71	0100	3009	3009	F	Reg	N	WS0500
00048405	BOILER PLANT OPERATOR I	Andrews,Albert	2/22/1994	F	15	10	79,456.00	0.25	19,864.00	4,687.90	0100	3010	3010	F	Reg	N	WS0500
00048406	ELECTRICIAN	Thweatt,Michael A	4/8/1991	F	10	10	64,147.20	0.15	9,622.08	2,270.81	0100	3002	3002	F	Reg	N	WS0500
00048406	ELECTRICIAN	Thweatt,Michael A	4/8/1991	F	10	10	64,147.20	0.4	25,658.88	6,055.50	0100	3009	3009	F	Reg	N	WS0500
00048406	ELECTRICIAN	Thweatt,Michael A	4/8/1991	F	10	10	64,147.20	0.08	5,131.78	1,211.10	0100	3012	3012	F	Reg	N	WS0500
00048406	ELECTRICIAN	Thweatt,Michael A	4/8/1991	F	10	10	64,147.20	0.3	19,244.16	4,541.62	0100	3010	3010	F	Reg	N	WS0500
00048406	ELECTRICIAN	Thweatt,Michael A	4/8/1991	F	10	10	64,147.20	0.07	4,490.30	1,059.71	0100	3013	3013	F	Reg	N	WS0500
00048407	CUSTODIAN / SCHOOL MAINT WKR	Crews,Joseph L	3/25/2013	F	3	4	30,804.80	1	30,804.80	7,269.93	0100	3010	3010	F	Term	N	WS0500
00048408	Boiler Plant Operator	Jackson,Charles William	11/5/2012	F	10	10	67,267.20	0.5	33,633.60	7,937.53	0100	3009	3009	F	Reg	N	WS0029
00048408	Boiler Plant Operator	Jackson,Charles William	11/5/2012	F	10	10	67,267.20	0.5	33,633.60	7,937.53	0100	3010	3010	F	Reg	N	WS0029
00048409	BOILER PLANT OPERATOR I	Anderson,Eric A	8/2/1979	F	15	9	73,569.60	1	73,569.60	17,362.43	0100	3009	3009	F	Reg	N	WS0500
00048411	PIPEFITTER, LEADER	Nelson,Benjamin	5/28/1985	F	12	10	77,022.40	0.3	23,106.72	5,453.19	0100	3010	3010	F	Reg	N	WS0520
00048411	PIPEFITTER, LEADER	Nelson,Benjamin	5/28/1985	F	12	10	77,022.40	0.08	6,161.79	1,454.18	0100	3012	3012	F	Reg	N	WS0520
00048411	PIPEFITTER, LEADER	Nelson,Benjamin	5/28/1985	F	12	10	77,022.40	0.15	11,553.36	2,726.59	0100	3002	3002	F	Reg	N	WS0520
00048411	PIPEFITTER, LEADER	Nelson,Benjamin	5/28/1985	F	12	10	77,022.40	0.4	30,808.96	7,270.91	0100	3009	3009	F	Reg	N	WS0520
00048411	PIPEFITTER, LEADER	Nelson,Benjamin	5/28/1985	F	12	10	77,022.40	0.07	5,391.57	1,272.41	0100	3013	3013	F	Reg	N	WS0520
00048412	BOILER PLANT OPERATOR SUPV	Barksdale,Rufus S	11/6/1989	F	12	10	87,068.80	0.15	13,060.32	3,082.24	0100	3002	3002	F	Reg	N	WS0530



Dept. of General Services
 FY 2016 Position Listing
 As of February 12, 2016
 PeopleSoft Report Run Date: 2/12/16



00048412	BOILER PLANT OPERATOR SUPV	Barksdale,Rufus S	11/6/1989	F	12	10	87,068.80	0.07	6,094.82	1,438.38	0100	3013	3013	F	Reg	N	WS0530
00048412	BOILER PLANT OPERATOR SUPV	Barksdale,Rufus S	11/6/1989	F	12	10	87,068.80	0.08	6,965.50	1,643.86	0100	3012	3012	F	Reg	N	WS0530
00048412	BOILER PLANT OPERATOR SUPV	Barksdale,Rufus S	11/6/1989	F	12	10	87,068.80	0.4	34,827.52	8,219.29	0100	3010	3010	F	Reg	N	WS0530
00048412	BOILER PLANT OPERATOR SUPV	Barksdale,Rufus S	11/6/1989	F	12	10	87,068.80	0.3	26,120.64	6,164.47	0100	3009	3009	F	Reg	N	WS0530
00048413	ELECTRICIAN	Lewis,Alonzo B	7/16/1991	F	10	10	64,147.20	0.4	25,658.88	6,055.50	0100	3009	3009	F	Reg	N	WS0500
00048413	ELECTRICIAN	Lewis,Alonzo B	7/16/1991	F	10	10	64,147.20	0.15	9,622.08	2,270.81	0100	3002	3002	F	Reg	N	WS0500
00048413	ELECTRICIAN	Lewis,Alonzo B	7/16/1991	F	10	10	64,147.20	0.08	5,131.78	1,211.10	0100	3012	3012	F	Reg	N	WS0500
00048413	ELECTRICIAN	Lewis,Alonzo B	7/16/1991	F	10	10	64,147.20	0.07	4,490.30	1,059.71	0100	3013	3013	F	Reg	N	WS0500
00048413	ELECTRICIAN	Lewis,Alonzo B	7/16/1991	F	10	10	64,147.20	0.3	19,244.16	4,541.62	0100	3010	3010	F	Reg	N	WS0500
00048415	BOILER PLANT OPERATOR I	Simmons,Vincent J	11/13/1989	F	15	10	79,456.00	1	79,456.00	18,751.62	0100	3009	3009	F	Reg	N	WS0500
00048416	BOILER PLANT OPERATOR I	Perrier,Vincent	8/21/2006	F	15	10	79,456.00	1	79,456.00	18,751.62	0100	3009	3009	F	Reg	N	WS0500
00048417	SERVICE CENTER REP	Flood,Michael J	2/14/2005	F	7	10	48,995.00	1	48,995.00	11,562.82	0101	3002	3002	F	Reg	N	ED0802
00048419	BOILER PLANT OPERATOR I	Gantt,Malcolm	8/25/1999	F	15	8	68,785.60	0.25	17,196.40	4,058.35	0100	3012	3012	F	Reg	N	WS0500
00048419	BOILER PLANT OPERATOR I	Gantt,Malcolm	8/25/1999	F	15	8	68,785.60	0.75	51,589.20	12,175.05	0100	3009	3009	F	Reg	N	WS0500
00048421	BOILER PLANT OPERATOR I	Barksdale,Robert	2/1/1996	F	15	6	62,171.20	1	62,171.20	14,672.40	0100	3009	3009	F	Reg	N	WS0500
00048422	PIPEFITTER/STEAMFITTER	Washington,Calvin W	5/9/1992	F	12	10	70,324.80	0.4	28,129.92	6,638.66	0100	3009	3009	F	Reg	N	WS0500
00048422	PIPEFITTER/STEAMFITTER	Washington,Calvin W	5/9/1992	F	12	10	70,324.80	0.15	10,548.72	2,489.50	0100	3002	3002	F	Reg	N	WS0500
00048422	PIPEFITTER/STEAMFITTER	Washington,Calvin W	5/9/1992	F	12	10	70,324.80	0.3	21,097.44	4,979.00	0100	3010	3010	F	Reg	N	WS0500
00048422	PIPEFITTER/STEAMFITTER	Washington,Calvin W	5/9/1992	F	12	10	70,324.80	0.08	5,625.98	1,327.73	0100	3012	3012	F	Reg	N	WS0500
00048422	PIPEFITTER/STEAMFITTER	Washington,Calvin W	5/9/1992	F	12	10	70,324.80	0.07	4,922.74	1,161.77	0100	3013	3013	F	Reg	N	WS0500
00048424	BOILER PLANT OPERATOR I	Height,Vincent M	7/23/2006	F	15	10	79,456.00	1	79,456.00	18,751.62	0100	3009	3009	F	Reg	N	WS0500
00048426	Assistant Maintenance Services			V	14	0	78,760.00	1	78,760.00	18,587.36	0100	3002	3002	F	Reg	N	DS0020
00048428	Contract Specialist	Washington,Courtney Danielle	8/15/2011	F	9	1	45,811.00	1	45,811.00	10,811.40	0100	6001	6001	F	Reg	N	DS0087
00048432	BLDG & GRDS MAINT WKR SUPV	Brady,Jeffery	4/17/1991	F	3	10	61,297.60	1	61,297.60	14,466.23	0100	3010	3010	F	Reg	N	WS0530
00048433	INDUSTRIAL EQUIP MECHANIC	May,Preston	11/7/1988	F	10	10	64,147.20	0.4	25,658.88	6,055.50	0100	3009	3009	F	Reg	N	WS0500
00048433	INDUSTRIAL EQUIP MECHANIC	May,Preston	11/7/1988	F	10	10	64,147.20	0.07	4,490.30	1,059.71	0100	3013	3013	F	Reg	N	WS0500
00048433	INDUSTRIAL EQUIP MECHANIC	May,Preston	11/7/1988	F	10	10	64,147.20	0.3	19,244.16	4,541.62	0100	3010	3010	F	Reg	N	WS0500
00048433	INDUSTRIAL EQUIP MECHANIC	May,Preston	11/7/1988	F	10	10	64,147.20	0.08	5,131.78	1,211.10	0100	3012	3012	F	Reg	N	WS0500
00048433	INDUSTRIAL EQUIP MECHANIC	May,Preston	11/7/1988	F	10	10	64,147.20	0.15	9,622.08	2,270.81	0100	3002	3002	F	Reg	N	WS0500
00048435	BOILER PLANT OPERATOR III	Curry,Robert	2/8/1977	F	9	10	61,027.20	1	61,027.20	14,402.42	0100	3009	3009	F	Reg	N	WS0500
00048437	GEN MAINTENANCE REPAIRWKR	Gale,Darryl M	2/8/1990	F	8	10	58,073.60	0.07	4,065.15	959.38	0100	3013	3013	F	Reg	N	WS0500
00048437	GEN MAINTENANCE REPAIRWKR	Gale,Darryl M	2/8/1990	F	8	10	58,073.60	0.4	23,229.44	5,482.15	0100	3010	3010	F	Reg	N	WS0500
00048437	GEN MAINTENANCE REPAIRWKR	Gale,Darryl M	2/8/1990	F	8	10	58,073.60	0.15	8,711.04	2,055.81	0100	3002	3002	F	Reg	N	WS0500
00048437	GEN MAINTENANCE REPAIRWKR	Gale,Darryl M	2/8/1990	F	8	10	58,073.60	0.08	4,645.89	1,096.43	0100	3012	3012	F	Reg	N	WS0500
00048437	GEN MAINTENANCE REPAIRWKR	Gale,Darryl M	2/8/1990	F	8	10	58,073.60	0.3	17,422.08	4,111.61	0100	3009	3009	F	Reg	N	WS0500
00048442	CUSTODIAN / SCHOOL MAINT WKR	Jenkins,Neal	10/21/2013	F	3	5	31,928.00	1	31,928.00	7,535.01	0100	3010	3010	F	Term	N	WS0500
00048444	Plumber			V	9	0	38,374.00	0.15	5,756.10	1,358.44	0100	3002	3002	F	Reg	N	WS0500
00048444	Plumber			V	9	0	38,374.00	0.07	2,686.18	633.94	0100	3013	3013	F	Reg	N	WS0500
00048444	Plumber			V	9	0	38,374.00	0.08	3,069.92	724.50	0100	3012	3012	F	Reg	N	WS0500
00048444	Plumber			V	9	0	38,374.00	0.4	15,349.60	3,622.51	0100	3009	3009	F	Reg	N	WS0500
00048444	Plumber			V	9	0	38,374.00	0.3	11,512.20	2,716.88	0100	3010	3010	F	Reg	N	WS0500
00048445	CUSTODIAN / SCHOOL MAINT WKR	Williams,Bruce L	9/23/2013	F	3	5	31,928.00	1	31,928.00	7,535.01	0100	3010	3010	F	Term	N	WS0500
00048446	Custodian/School Maint. Worker	Battle,Lonell	9/23/2013	F	3	3	29,619.20	1	29,619.20	6,990.13	0100	3010	3010	F	Term	N	WS0500
00048447	CUSTODIAN / SCHOOL MAINT WKR	Clark,Tracey	2/24/2014	F	3	2	28,600.00	1	28,600.00	6,749.60	0100	3010	3010	F	Term	N	WS0500
00048452	Maintenance Mechanic	Cole,Samuel A	5/21/2012	F	9	4	53,768.00	0.15	8,065.20	1,903.39	0100	3002	3002	F	Reg	N	WS0029
00048452	Maintenance Mechanic	Cole,Samuel A	5/21/2012	F	9	4	53,768.00	0.07	3,763.76	888.25	0100	3013	3013	F	Reg	N	WS0029
00048452	Maintenance Mechanic	Cole,Samuel A	5/21/2012	F	9	4	53,768.00	0.3	16,130.40	3,806.77	0100	3010	3010	F	Reg	N	WS0029
00048452	Maintenance Mechanic	Cole,Samuel A	5/21/2012	F	9	4	53,768.00	0.08	4,301.44	1,015.14	0100	3012	3012	F	Reg	N	WS0029
00048452	Maintenance Mechanic	Cole,Samuel A	5/21/2012	F	9	4	53,768.00	0.4	21,507.20	5,075.70	0100	3009	3009	F	Reg	N	WS0029
00048456	BOILER PLANT OPERATOR I	Lucas,Vondell	1/21/1986	F	15	10	79,456.00	1	79,456.00	18,751.62	0100	3009	3009	F	Reg	N	WS0500
00048457	CUSTODIAN / SCHOOL MAINT WKR	Williams,Lionel	7/16/2012	F	3	4	30,804.80	1	30,804.80	7,269.93	0100	3010	3010	F	Reg	N	WS0500
00048459	BOILER PLANT OPERATOR SUPV	Mayo,Robin	3/20/2011	F	12	8	75,316.80	0.08	6,025.34	1,421.98	0100	3012	3012	F	Reg	N	WS0530
00048459	BOILER PLANT OPERATOR SUPV	Mayo,Robin	3/20/2011	F	12	8	75,316.80	0.4	30,126.72	7,109.91	0100	3010	3010	F	Reg	N	WS0530
00048459	BOILER PLANT OPERATOR SUPV	Mayo,Robin	3/20/2011	F	12	8	75,316.80	0.07	5,272.18	1,244.23	0100	3013	3013	F	Reg	N	WS0530
00048459	BOILER PLANT OPERATOR SUPV	Mayo,Robin	3/20/2011	F	12	8	75,316.80	0.15	11,297.52	2,666.21	0100	3002	3002	F	Reg	N	WS0530
00048459	BOILER PLANT OPERATOR SUPV	Mayo,Robin	3/20/2011	F	12	8	75,316.80	0.3	22,595.04	5,332.43	0100	3009	3009	F	Reg	N	WS0530



Dept. of General Services
 FY 2016 Position Listing
 As of February 12, 2016
 PeopleSoft Report Run Date: 2/12/16



00048460	INDUSTRIAL EQUIP MECHANIC	Barnes,Willie	4/5/2001	F	10	8	55,494.40	0.4	22,197.76	5,238.67	0100	3009 3009	F	Reg	N	WS0500
00048460	INDUSTRIAL EQUIP MECHANIC	Barnes,Willie	4/5/2001	F	10	8	55,494.40	0.3	16,648.32	3,929.00	0100	3010 3010	F	Reg	N	WS0500
00048460	INDUSTRIAL EQUIP MECHANIC	Barnes,Willie	4/5/2001	F	10	8	55,494.40	0.08	4,439.55	1,047.73	0100	3012 3012	F	Reg	N	WS0500
00048460	INDUSTRIAL EQUIP MECHANIC	Barnes,Willie	4/5/2001	F	10	8	55,494.40	0.07	3,884.61	916.77	0100	3013 3013	F	Reg	N	WS0500
00048460	INDUSTRIAL EQUIP MECHANIC	Barnes,Willie	4/5/2001	F	10	8	55,494.40	0.15	8,324.16	1,964.50	0100	3002 3002	F	Reg	N	WS0500
00048461	PLUMBER,LEADER	Brooking,Thomas	3/9/2001	F	12	10	77,022.40	0.4	30,808.96	7,270.91	0100	3009 3009	F	Reg	N	WS0520
00048461	PLUMBER,LEADER	Brooking,Thomas	3/9/2001	F	12	10	77,022.40	0.3	23,106.72	5,453.19	0100	3010 3010	F	Reg	N	WS0520
00048461	PLUMBER,LEADER	Brooking,Thomas	3/9/2001	F	12	10	77,022.40	0.08	6,161.79	1,454.18	0100	3012 3012	F	Reg	N	WS0520
00048461	PLUMBER,LEADER	Brooking,Thomas	3/9/2001	F	12	10	77,022.40	0.07	5,391.57	1,272.41	0100	3013 3013	F	Reg	N	WS0520
00048461	PLUMBER,LEADER	Brooking,Thomas	3/9/2001	F	12	10	77,022.40	0.15	11,553.36	2,726.59	0100	3002 3002	F	Reg	N	WS0520
00048462	ELECTRICAL WORKER	Johnson,Elzia	6/18/2001	F	8	8	50,232.00	0.07	3,516.24	829.83	0100	3013 3013	F	Reg	N	WS0500
00048462	ELECTRICAL WORKER	Johnson,Elzia	6/18/2001	F	8	8	50,232.00	0.3	15,069.60	3,556.43	0100	3010 3010	F	Reg	N	WS0500
00048462	ELECTRICAL WORKER	Johnson,Elzia	6/18/2001	F	8	8	50,232.00	0.4	20,092.80	4,741.90	0100	3009 3009	F	Reg	N	WS0500
00048462	ELECTRICAL WORKER	Johnson,Elzia	6/18/2001	F	8	8	50,232.00	0.15	7,534.80	1,778.21	0100	3002 3002	F	Reg	N	WS0500
00048462	ELECTRICAL WORKER	Johnson,Elzia	6/18/2001	F	8	8	50,232.00	0.08	4,018.56	948.38	0100	3012 3012	F	Reg	N	WS0500
00048463	INDUSTRIAL EQUIP MECHANIC	Calhoun,Dylan	3/26/2001	F	10	8	55,494.40	0.07	3,884.61	916.77	0100	3013 3013	F	Reg	N	WS0500
00048463	INDUSTRIAL EQUIP MECHANIC	Calhoun,Dylan	3/26/2001	F	10	8	55,494.40	0.3	16,648.32	3,929.00	0100	3010 3010	F	Reg	N	WS0500
00048463	INDUSTRIAL EQUIP MECHANIC	Calhoun,Dylan	3/26/2001	F	10	8	55,494.40	0.08	4,439.55	1,047.73	0100	3012 3012	F	Reg	N	WS0500
00048463	INDUSTRIAL EQUIP MECHANIC	Calhoun,Dylan	3/26/2001	F	10	8	55,494.40	0.4	22,197.76	5,238.67	0100	3009 3009	F	Reg	N	WS0500
00048463	INDUSTRIAL EQUIP MECHANIC	Calhoun,Dylan	3/26/2001	F	10	8	55,494.40	0.15	8,324.16	1,964.50	0100	3002 3002	F	Reg	N	WS0500
00048464	BUILDING SERVICES SUPV	Marin,Hugo F	10/1/1993	F	10	9	76,564.80	0.08	6,125.18	1,445.54	0100	3012 3012	F	Reg	N	WS0530
00048464	BUILDING SERVICES SUPV	Marin,Hugo F	10/1/1993	F	10	9	76,564.80	0.07	5,359.54	1,264.85	0100	3013 3013	F	Reg	N	WS0530
00048464	BUILDING SERVICES SUPV	Marin,Hugo F	10/1/1993	F	10	9	76,564.80	0.15	11,484.72	2,710.39	0100	3002 3002	F	Reg	N	WS0530
00048464	BUILDING SERVICES SUPV	Marin,Hugo F	10/1/1993	F	10	9	76,564.80	0.3	22,969.44	5,420.79	0100	3009 3009	F	Reg	N	WS0530
00048464	BUILDING SERVICES SUPV	Marin,Hugo F	10/1/1993	F	10	9	76,564.80	0.4	30,625.92	7,227.72	0100	3010 3010	F	Reg	N	WS0530
00048465	BOILER PLANT OPERATOR I	Judd Jr.,Rufus M	11/22/1975	F	15	10	79,456.00	0.5	39,728.00	9,375.81	0100	3009 3009	F	Reg	N	WS0500
00048465	BOILER PLANT OPERATOR I	Judd Jr.,Rufus M	11/22/1975	F	15	10	79,456.00	0.5	39,728.00	9,375.81	0100	3002 3002	F	Reg	N	WS0500
00048466	PIPEFITTER/STEAMFITTER	Payne,Craig A	3/9/1983	F	12	10	70,324.80	0.07	4,922.74	1,161.77	0100	3013 3013	F	Reg	N	WS0500
00048466	PIPEFITTER/STEAMFITTER	Payne,Craig A	3/9/1983	F	12	10	70,324.80	0.08	5,625.98	1,327.73	0100	3012 3012	F	Reg	N	WS0500
00048466	PIPEFITTER/STEAMFITTER	Payne,Craig A	3/9/1983	F	12	10	70,324.80	0.3	21,097.44	4,979.00	0100	3010 3010	F	Reg	N	WS0500
00048466	PIPEFITTER/STEAMFITTER	Payne,Craig A	3/9/1983	F	12	10	70,324.80	0.4	28,129.92	6,638.66	0100	3009 3009	F	Reg	N	WS0500
00048466	PIPEFITTER/STEAMFITTER	Payne,Craig A	3/9/1983	F	12	10	70,324.80	0.15	10,484.72	2,489.50	0100	3002 3002	F	Reg	N	WS0500
00048467	PLUMBER	Thomas,Kenneth	3/25/2002	F	9	10	61,027.20	0.4	24,410.88	5,760.97	0100	3009 3009	F	Reg	N	WS0500
00048467	PLUMBER	Thomas,Kenneth	3/25/2002	F	9	10	61,027.20	0.15	9,154.08	2,160.36	0100	3002 3002	F	Reg	N	WS0500
00048467	PLUMBER	Thomas,Kenneth	3/25/2002	F	9	10	61,027.20	0.3	18,308.16	4,320.73	0100	3010 3010	F	Reg	N	WS0500
00048467	PLUMBER	Thomas,Kenneth	3/25/2002	F	9	10	61,027.20	0.07	4,271.90	1,008.17	0100	3013 3013	F	Reg	N	WS0500
00048467	PLUMBER	Thomas,Kenneth	3/25/2002	F	9	10	61,027.20	0.08	4,882.18	1,152.19	0100	3012 3012	F	Reg	N	WS0500
00048472	Facilities Operations Manager			V	14	0	116,107.00	1	116,107.00	27,401.25	0100	3002 3002	F	Reg	N	DS0086
00048473	PROGRAM SUPPORT SPECIALIST	Ashley,Pauline M	11/8/1983	F	11	8	67,613.00	1	67,613.00	15,956.67	0100	1090 1090	F	Reg	N	DS0087
00048474	Building Manager			V	13	0	66,649.00	1	66,649.00	15,729.16	0100	3002 3002	F	Reg	N	DS0020
00048476	ELECTRONIC TECHNICIAN	Burnett,Michael T	5/2/1988	F	12	8	66,622.40	0.3	19,986.72	4,716.87	0100	3010 3010	F	Reg	N	WS0520
00048476	ELECTRONIC TECHNICIAN	Burnett,Michael T	5/2/1988	F	12	8	66,622.40	0.08	5,329.79	1,257.83	0100	3012 3012	F	Reg	N	WS0520
00048476	ELECTRONIC TECHNICIAN	Burnett,Michael T	5/2/1988	F	12	8	66,622.40	0.07	4,663.57	1,100.60	0100	3013 3013	F	Reg	N	WS0520
00048476	ELECTRONIC TECHNICIAN	Burnett,Michael T	5/2/1988	F	12	8	66,622.40	0.15	9,993.36	2,358.43	0100	3002 3002	F	Reg	N	WS0520
00048476	ELECTRONIC TECHNICIAN	Burnett,Michael T	5/2/1988	F	12	8	66,622.40	0.4	26,648.96	6,289.15	0100	3009 3009	F	Reg	N	WS0520
00048477	SAFETY & OCCUPATIONAL HEALTH M	Eley,Ricardo A	3/16/1987	F	15	0	116,663.74	1	116,663.74	27,532.64	0100	3002 3002	F	Reg	N	DS0086
00048478	Safety and Health Inspector			V	11	10	71,161.00	0.1	7,116.10	1,679.40	0100	3002 3002	F	Reg	N	DS0087
00048478	Safety and Health Inspector			V	11	10	71,161.00	0.05	3,558.05	839.70	0100	3013 3013	F	Reg	N	DS0087
00048478	Safety and Health Inspector			V	11	10	71,161.00	0.3	21,348.30	5,038.20	0100	3010 3010	F	Reg	N	DS0087
00048478	Safety and Health Inspector			V	11	10	71,161.00	0.05	3,558.05	839.70	0100	3012 3012	F	Reg	N	DS0087
00048478	Safety and Health Inspector			V	11	10	71,161.00	0.5	35,580.50	8,397.00	0100	3009 3009	F	Reg	N	DS0087
00048480	PLASTERER,LEADER	Pointer,Donnell	8/6/1991	F	9	10	66,851.20	0.15	10,027.68	2,366.53	0100	3002 3002	F	Reg	N	WS0520
00048480	PLASTERER,LEADER	Pointer,Donnell	8/6/1991	F	9	10	66,851.20	0.07	4,679.58	1,104.38	0100	3013 3013	F	Reg	N	WS0520
00048480	PLASTERER,LEADER	Pointer,Donnell	8/6/1991	F	9	10	66,851.20	0.08	5,348.10	1,262.15	0100	3012 3012	F	Reg	N	WS0520
00048480	PLASTERER,LEADER	Pointer,Donnell	8/6/1991	F	9	10	66,851.20	0.4	26,740.48	6,310.75	0100	3009 3009	F	Reg	N	WS0520
00048480	PLASTERER,LEADER	Pointer,Donnell	8/6/1991	F	9	10	66,851.20	0.3	20,055.36	4,733.06	0100	3010 3010	F	Reg	N	WS0520



Dept. of General Services
 FY 2016 Position Listing
 As of February 12, 2016
 PeopleSoft Report Run Date: 2/12/16



00048482	STAFF ASSISTANT		V	11	0	55,195.00	1	55,195.00	13,026.02	0100	3002 3002	F	Reg	N	DS0087	
00048483	MAINTENANCE MECHANIC SUPV	Welch,Ricardo A	12/4/1989	F	10	10	82,680.00	0.08	6,614.40	1,561.00	0100	3012 3012	F	Reg	N	WS0530
00048483	MAINTENANCE MECHANIC SUPV	Welch,Ricardo A	12/4/1989	F	10	10	82,680.00	0.15	12,402.00	2,926.87	0100	3002 3002	F	Reg	N	WS0530
00048483	MAINTENANCE MECHANIC SUPV	Welch,Ricardo A	12/4/1989	F	10	10	82,680.00	0.4	33,072.00	7,804.99	0100	3010 3010	F	Reg	N	WS0530
00048483	MAINTENANCE MECHANIC SUPV	Welch,Ricardo A	12/4/1989	F	10	10	82,680.00	0.07	5,787.60	1,365.87	0100	3013 3013	F	Reg	N	WS0530
00048483	MAINTENANCE MECHANIC SUPV	Welch,Ricardo A	12/4/1989	F	10	10	82,680.00	0.3	24,804.00	5,853.74	0100	3009 3009	F	Reg	N	WS0530
00048484	MAINTENANCE WORKER	Williams,Arthur	8/21/1989	F	8	10	58,073.60	0.15	8,711.04	2,055.81	0100	3002 3002	F	Reg	N	WS0500
00048484	MAINTENANCE WORKER	Williams,Arthur	8/21/1989	F	8	10	58,073.60	0.3	17,422.08	4,111.61	0100	3009 3009	F	Reg	N	WS0500
00048484	MAINTENANCE WORKER	Williams,Arthur	8/21/1989	F	8	10	58,073.60	0.08	4,645.89	1,096.43	0100	3012 3012	F	Reg	N	WS0500
00048484	MAINTENANCE WORKER	Williams,Arthur	8/21/1989	F	8	10	58,073.60	0.07	4,065.15	959.38	0100	3013 3013	F	Reg	N	WS0500
00048484	MAINTENANCE WORKER	Williams,Arthur	8/21/1989	F	8	10	58,073.60	0.4	23,229.44	5,482.15	0100	3010 3010	F	Reg	N	WS0500
00048485	MAINTENANCE WORKER	Ashford,Gene N	8/26/1974	F	8	10	58,073.60	0.3	17,422.08	4,111.61	0100	3009 3009	F	Reg	N	WS0500
00048485	MAINTENANCE WORKER	Ashford,Gene N	8/26/1974	F	8	10	58,073.60	0.4	23,229.44	5,482.15	0100	3010 3010	F	Reg	N	WS0500
00048485	MAINTENANCE WORKER	Ashford,Gene N	8/26/1974	F	8	10	58,073.60	0.08	4,645.89	1,096.43	0100	3012 3012	F	Reg	N	WS0500
00048485	MAINTENANCE WORKER	Ashford,Gene N	8/26/1974	F	8	10	58,073.60	0.07	4,065.15	959.38	0100	3013 3013	F	Reg	N	WS0500
00048485	MAINTENANCE WORKER	Ashford,Gene N	8/26/1974	F	8	10	58,073.60	0.15	8,711.04	2,055.81	0100	3002 3002	F	Reg	N	WS0500
00048487	Maintenance Worker	Williams,Benny	1/28/2013	F	8	6	45,448.00	0.4	18,179.20	4,290.29	0100	3009 3009	F	Term	N	WS0500
00048487	Maintenance Worker	Williams,Benny	1/28/2013	F	8	6	45,448.00	0.08	3,635.84	858.06	0100	3012 3012	F	Term	N	WS0500
00048487	Maintenance Worker	Williams,Benny	1/28/2013	F	8	6	45,448.00	0.07	3,181.36	750.80	0100	3013 3013	F	Term	N	WS0500
00048487	Maintenance Worker	Williams,Benny	1/28/2013	F	8	6	45,448.00	0.15	6,817.20	1,608.86	0100	3002 3002	F	Term	N	WS0500
00048487	Maintenance Worker	Williams,Benny	1/28/2013	F	8	6	45,448.00	0.3	13,634.40	3,217.72	0100	3010 3010	F	Term	N	WS0500
00048488	MAINTENANCE MECHANIC SUPV	Pointer,Charles	6/10/1987	F	10	10	82,680.00	0.08	6,614.40	1,561.00	0100	3012 3012	F	Reg	N	WS0530
00048488	MAINTENANCE MECHANIC SUPV	Pointer,Charles	6/10/1987	F	10	10	82,680.00	0.07	5,787.60	1,365.87	0100	3013 3013	F	Reg	N	WS0530
00048488	MAINTENANCE MECHANIC SUPV	Pointer,Charles	6/10/1987	F	10	10	82,680.00	0.3	24,804.00	5,853.74	0100	3010 3010	F	Reg	N	WS0530
00048488	MAINTENANCE MECHANIC SUPV	Pointer,Charles	6/10/1987	F	10	10	82,680.00	0.15	12,402.00	2,926.87	0100	3002 3002	F	Reg	N	WS0530
00048488	MAINTENANCE MECHANIC SUPV	Pointer,Charles	6/10/1987	F	10	10	82,680.00	0.4	33,072.00	7,804.99	0100	3009 3009	F	Reg	N	WS0530
00048490	PLASTERER	Marsh,William D	2/25/1991	F	9	10	61,027.20	0.15	9,154.08	2,160.36	0100	3002 3002	F	Reg	N	WS0500
00048490	PLASTERER	Marsh,William D	2/25/1991	F	9	10	61,027.20	0.07	4,271.90	1,008.17	0100	3013 3013	F	Reg	N	WS0500
00048490	PLASTERER	Marsh,William D	2/25/1991	F	9	10	61,027.20	0.08	4,882.18	1,152.19	0100	3012 3012	F	Reg	N	WS0500
00048490	PLASTERER	Marsh,William D	2/25/1991	F	9	10	61,027.20	0.3	18,308.16	4,320.73	0100	3010 3010	F	Reg	N	WS0500
00048490	PLASTERER	Marsh,William D	2/25/1991	F	9	10	61,027.20	0.4	24,410.88	5,760.97	0100	3009 3009	F	Reg	N	WS0500
00048492	BUILDING SERVICES MANAGER	Dreher,Eric	4/26/1988	F	10	10	82,680.00	1	82,680.00	19,512.48	0100	3002 3002	F	Reg	N	WS0530
00048494	SERVICE CENTER REP		V	7	0	38,104.00	0.12	4,572.48	1,079.11	0100	3013 3013	F	Reg	N	ED0802	
00048494	SERVICE CENTER REP		V	7	0	38,104.00	0.13	4,953.52	1,169.03	0100	3012 3012	F	Reg	N	ED0802	
00048494	SERVICE CENTER REP		V	7	0	38,104.00	0.25	9,526.00	2,248.14	0100	3010 3010	F	Reg	N	ED0802	
00048494	SERVICE CENTER REP		V	7	0	38,104.00	0.25	9,526.00	2,248.14	0100	3002 3002	F	Reg	N	ED0802	
00048494	SERVICE CENTER REP		V	7	0	38,104.00	0.25	9,526.00	2,248.14	0100	3009 3009	F	Reg	N	ED0802	
00048495	Facilities Operations Speciali	Gasaway III,Howard A	6/11/1990	F	12	2	70,414.00	1	70,414.00	16,617.70	0100	3010 3010	F	Reg	N	DS0087
00048496	Boiler Plant Operator	Ridley,Marsha A	10/22/2012	F	10	10	67,267.20	1	67,267.20	15,875.06	0100	3009 3009	F	Reg	N	WS0029
00048497	BUILDING & GRDS MAINT WKR SUPV	Butler,Carl D	7/7/1986	F	10	10	82,680.00	1	82,680.00	19,512.48	0100	3010 3010	F	Reg	N	WS0530
00048499	BLDG & GRDS MAINT WKR SUPV		V	2	0	36,587.00	1	36,587.00	8,634.53	0100	3010 3010	F	Reg	N	WS0530	
00048500	BLDG & GRDS MAINT WORKER	Jones,Tawanna A	9/3/1991	F	5	10	48,651.20	1	48,651.20	11,481.68	0100	3009 3009	F	Reg	N	WS0500
00048502	Contract Specialist	James,Jason S	7/27/2015	F	11	5	62,291.00	1	62,291.00	14,700.68	0100	6001 6001	F	Reg	N	DS0087
00048509	Program Analyst (Capital)	Akinsemoyin,Lanre	3/17/2008	F	14	7	110,874.00	1	110,874.00	26,166.26	0100	1090 1090	F	Reg	N	DS0087
00048518	Program Analyst		V	13	0	78,687.00	1	78,687.00	18,570.13	0101	4001 4001	F	Reg	N	DS0087	
00048520	SERVICE CENTER REP	Bradley,Angela M	4/14/2000	F	7	10	48,995.00	1	48,995.00	11,562.82	0101	3002 3002	F	Reg	N	ED0802
00048522	SERVICE CENTER REP	Nelson,Katherine B	2/20/1982	F	7	5	42,944.00	1	42,944.00	10,134.78	0101	3002 3002	F	Reg	N	ED0802
00048523	MAINTENANCE MECHANIC	PARKER JR,GEORGE W	8/27/2012	F	9	4	44,200.00	0.07	3,094.00	730.18	0100	3013 3013	F	Reg	N	WS0500
00048523	MAINTENANCE MECHANIC	PARKER JR,GEORGE W	8/27/2012	F	9	4	44,200.00	0.08	3,536.00	834.50	0100	3012 3012	F	Reg	N	WS0500
00048523	MAINTENANCE MECHANIC	PARKER JR,GEORGE W	8/27/2012	F	9	4	44,200.00	0.15	6,630.00	1,564.68	0100	3002 3002	F	Reg	N	WS0500
00048523	MAINTENANCE MECHANIC	PARKER JR,GEORGE W	8/27/2012	F	9	4	44,200.00	0.4	17,680.00	4,172.48	0100	3009 3009	F	Reg	N	WS0500
00048523	MAINTENANCE MECHANIC	PARKER JR,GEORGE W	8/27/2012	F	9	4	44,200.00	0.3	13,260.00	3,129.36	0100	3010 3010	F	Reg	N	WS0500
00048524	CUSTODIAN / SCHOOL MAINT WKR	Hardy,Ebony J	4/13/2015	F	3	3	29,619.20	0.08	2,369.54	559.21	0100	3012 3012	F	Term	N	WS0500
00048524	CUSTODIAN / SCHOOL MAINT WKR	Hardy,Ebony J	4/13/2015	F	3	3	29,619.20	0.4	11,847.68	2,796.05	0100	3009 3009	F	Term	N	WS0500
00048524	CUSTODIAN / SCHOOL MAINT WKR	Hardy,Ebony J	4/13/2015	F	3	3	29,619.20	0.3	8,885.76	2,097.04	0100	3010 3010	F	Term	N	WS0500
00048524	CUSTODIAN / SCHOOL MAINT WKR	Hardy,Ebony J	4/13/2015	F	3	3	29,619.20	0.15	4,442.88	1,048.52	0100	3002 3002	F	Term	N	WS0500



Dept. of General Services
 FY 2016 Position Listing
 As of February 12, 2016
 PeopleSoft Report Run Date: 2/12/16



00048524	CUSTODIAN / SCHOOL MAINT WKR	Hardy,Ebony J	4/13/2015	F	3	3	29,619.20	0.07	2,073.34	489.31	0100	3013 3013	F	Term	N	WS0500
00048527	Boiler Plant Operator	Isaac Sr.,Eugene	5/21/2012	F	10	10	67,267.20	0.6	40,360.32	9,525.04	0100	3009 3009	F	Reg	N	WS0029
00048527	Boiler Plant Operator	Isaac Sr.,Eugene	5/21/2012	F	10	10	67,267.20	0.4	26,906.88	6,350.02	0100	3002 3002	F	Reg	N	WS0029
00048528	Contract Specialist			V	13	10	101,385.00	1	101,385.00	23,926.86	0100	6001 6001	F	Reg	N	DS0087
00048529	WORK ORDER VERIFICATION SPECIA	Perez,Carlos E	12/7/1984	F	11	9	69,387.00	0.08	5,550.96	1,310.03	0100	3012 3012	F	Reg	N	DS0087
00048529	WORK ORDER VERIFICATION SPECIA	Perez,Carlos E	12/7/1984	F	11	9	69,387.00	0.07	4,857.09	1,146.27	0100	3013 3013	F	Reg	N	DS0087
00048529	WORK ORDER VERIFICATION SPECIA	Perez,Carlos E	12/7/1984	F	11	9	69,387.00	0.4	27,754.80	6,550.13	0100	3009 3009	F	Reg	N	DS0087
00048529	WORK ORDER VERIFICATION SPECIA	Perez,Carlos E	12/7/1984	F	11	9	69,387.00	0.3	20,816.10	4,912.60	0100	3010 3010	F	Reg	N	DS0087
00048529	WORK ORDER VERIFICATION SPECIA	Perez,Carlos E	12/7/1984	F	11	9	69,387.00	0.15	10,408.05	2,456.30	0100	3002 3002	F	Reg	N	DS0087
00048538	Program Analyst	Robinson,LaTonya	6/20/2011	F	13	3	83,731.00	1	83,731.00	19,760.52	0100	3002 3002	F	Reg	N	DS0087
00048541	CUSTODIAN / SCHOOL MAINT WKR			V	3	0	26,686.40	0.5	13,343.20	3,149.00	0100	3010 3010	P	Reg	N	WS0500
00048542	ELECTRICAL WORKER	Pearson,Edward	7/25/2005	F	8	8	50,232.00	0.08	4,018.56	948.38	0100	3012 3012	F	Reg	N	WS0500
00048542	ELECTRICAL WORKER	Pearson,Edward	7/25/2005	F	8	8	50,232.00	0.15	7,534.80	1,778.21	0100	3002 3002	F	Reg	N	WS0500
00048542	ELECTRICAL WORKER	Pearson,Edward	7/25/2005	F	8	8	50,232.00	0.07	3,516.24	829.83	0100	3013 3013	F	Reg	N	WS0500
00048542	ELECTRICAL WORKER	Pearson,Edward	7/25/2005	F	8	8	50,232.00	0.4	20,092.80	4,741.90	0100	3009 3009	F	Reg	N	WS0500
00048542	ELECTRICAL WORKER	Pearson,Edward	7/25/2005	F	8	8	50,232.00	0.3	15,069.60	3,556.43	0100	3010 3010	F	Reg	N	WS0500
00048544	Facilities Operations Manager	Gonzalez,Donny	4/6/2015	F	15	0	107,635.00	1	107,635.00	25,401.86	0100	3002 3002	F	Reg	N	DS0086
00048545	SUPV SAFETY & OCCUP HEALTH SPE	Killian,Brian	11/29/2005	F	14	0	101,593.28	1	101,593.28	23,976.01	0100	3002 3002	F	Reg	N	DS0086
00048546	BOILER PLANT OPERATOR I	Delarosa,Bienvenido	10/9/2006	F	15	10	79,456.00	0.25	19,864.00	4,687.90	0100	3010 3010	F	Reg	N	WS0500
00048546	BOILER PLANT OPERATOR I	Delarosa,Bienvenido	10/9/2006	F	15	10	79,456.00	0.75	59,592.00	14,063.71	0100	3009 3009	F	Reg	N	WS0500
00048547	BOILER PLANT OPERATOR I	Dean,Emogene J	5/22/1978	F	15	10	79,456.00	1	79,456.00	18,751.62	0100	3009 3009	F	Reg	N	WS0500
00048548	Management Liaison Specialist	Sharp,Kala	1/25/2016	F	12	1	68,294.00	1	68,294.00	16,117.38	0100	1010 1010	F	Reg	N	DS0087
00048550	CUSTODIAN / SCHOOL MAINT WKR	Brown,Richard S	9/24/2012	F	3	4	30,804.80	1	30,804.80	7,269.93	0100	3010 3010	F	Term	N	WS0500
00048551	CUSTODIAN / SCHOOL MAINT WKR	Farmer,Dwayne L	11/17/2014	F	3	2	28,600.00	1	28,600.00	6,749.60	0100	3010 3010	F	Term	N	WS0500
00048552	Maintenance Services Manager	Campbell,Ronald F	4/16/2007	F	15	0	119,594.00	0.15	17,939.10	4,233.63	0100	3002 3002	F	Term	N	DS0086
00048552	Maintenance Services Manager	Campbell,Ronald F	4/16/2007	F	15	0	119,594.00	0.3	35,878.20	8,467.26	0100	3010 3010	F	Term	N	DS0086
00048552	Maintenance Services Manager	Campbell,Ronald F	4/16/2007	F	15	0	119,594.00	0.07	8,371.58	1,975.69	0100	3013 3013	F	Term	N	DS0086
00048552	Maintenance Services Manager	Campbell,Ronald F	4/16/2007	F	15	0	119,594.00	0.08	9,567.52	2,257.93	0100	3012 3012	F	Term	N	DS0086
00048552	Maintenance Services Manager	Campbell,Ronald F	4/16/2007	F	15	0	119,594.00	0.4	47,837.60	11,289.67	0100	3009 3009	F	Term	N	DS0086
00048556	CUSTODIAN / SCHOOL MAINT WKR	Belton,Donald	4/13/2015	F	3	4	30,804.80	1	30,804.80	7,269.93	0100	3010 3010	F	Term	N	WS0500
00048557	Boiler Plant Operator	Holmes,Derrick L	9/22/2014	F	10	10	67,267.20	1	67,267.20	15,875.06	0100	3009 3009	F	Reg	N	WS0029
00048558	CUSTODIAN / SCHOOL MAINT WKR	Nugent,Wade L	8/27/2012	F	3	6	24,960.00	1	24,960.00	5,890.56	0100	3010 3010	P	Reg	N	WS0500
00048559	CUSTODIAN / SCHOOL MAINT WKR	Jones,Sharon	2/24/2014	F	3	2	28,600.00	1	28,600.00	6,749.60	0100	3010 3010	F	Term	N	WS0500
00048833	Facility Manager	Lowe,Ronnie	10/14/1986	F	12	0	82,698.91	1	82,698.91	19,516.94	0100	3010 3010	F	Reg	N	DS0086
00051031	Special Police Officer			V	6	0	43,965.00	1	43,965.00	10,375.74	0101	4001 4001	F	Reg	N	DS0070
00051032	Special Police Officer	Baltimore,Duane	8/29/2011	F	6	10	54,459.00	1	54,459.00	12,852.32	0101	4001 4001	F	Reg	N	DS0070
00051033	Special Police Officer	Stith,Allen	5/19/2014	F	6	2	45,131.00	1	45,131.00	10,650.92	0101	4001 4001	F	Reg	N	DS0070
00051034	Special Police Officer	Goode,Joseph D	4/7/2014	F	6	9	53,293.00	1	53,293.00	12,577.15	0101	4001 4001	F	Reg	N	DS0070
00051044	Special Police Officer	Gillispie,Maurice	10/29/2007	F	6	10	54,459.00	1	54,459.00	12,852.32	0101	4001 4001	F	Reg	N	DS0070
00051045	Supv Special Police Officer	Brown,Joseph A	8/31/2009	F	11	0	69,464.55	1	69,464.55	16,393.63	0101	4001 4001	F	Reg	N	DS0086
00051083	INDUSTRIAL HYGIENIST	Minton Jr.,Leroy	11/5/1973	F	14	5	104,916.00	0.025	2,622.90	619.00	0100	3013 3013	F	Reg	N	DS0087
00051083	INDUSTRIAL HYGIENIST	Minton Jr.,Leroy	11/5/1973	F	14	5	104,916.00	0.05	5,245.80	1,238.01	0100	3002 3002	F	Reg	N	DS0087
00051083	INDUSTRIAL HYGIENIST	Minton Jr.,Leroy	11/5/1973	F	14	5	104,916.00	0.025	2,622.90	619.00	0100	3012 3012	F	Reg	N	DS0087
00051083	INDUSTRIAL HYGIENIST	Minton Jr.,Leroy	11/5/1973	F	14	5	104,916.00	0.25	26,229.00	6,190.04	0100	3009 3009	F	Reg	N	DS0087
00051083	INDUSTRIAL HYGIENIST	Minton Jr.,Leroy	11/5/1973	F	14	5	104,916.00	0.15	15,737.40	3,714.03	0100	3010 3010	F	Reg	N	DS0087
00051181	BOILER PLANT OPERATOR I	Turner,Theodore D	4/26/2009	F	15	10	79,456.00	0.2	15,891.20	3,750.32	0100	3012 3012	F	Reg	N	WS0500
00051181	BOILER PLANT OPERATOR I	Turner,Theodore D	4/26/2009	F	15	10	79,456.00	0.2	15,891.20	3,750.32	0100	3009 3009	F	Reg	N	WS0500
00051181	BOILER PLANT OPERATOR I	Turner,Theodore D	4/26/2009	F	15	10	79,456.00	0.6	47,673.60	11,250.97	0100	3010 3010	F	Reg	N	WS0500
00051182	Boiler Plant Operator	Trinh,Nhat-Nguyen	12/31/2012	F	10	10	67,267.20	1	67,267.20	15,875.06	0100	3010 3010	F	Reg	N	WS0029
00051183	BOILER PLANT OPERATOR I	Keys,Charles	4/26/2009	F	15	10	79,456.00	1	79,456.00	18,751.62	0100	3009 3009	F	Reg	N	WS0500
00051184	BOILER PLANT OPERATOR I	Simms,Richard A	4/26/2009	F	15	9	73,569.60	1	73,569.60	17,362.43	0100	3009 3009	F	Reg	N	WS0500
00051282	HEATING & AC EQUIPMENT MECH	Jeter Jr.,Perry Ozell	1/17/1997	F	12	10	70,324.80	1	70,324.80	16,596.65	0100	3012 3012	F	Reg	N	WS0500
00051337	Program Support Specialist	Turner,Victoria C	10/12/1999	F	9	2	47,275.00	1	47,275.00	11,156.90	0101	3002 3002	F	Reg	N	DS0087
00051344	Contract Specialist	Gray,Kimberly M	10/26/2008	F	13	10	101,385.00	1	101,385.00	23,926.86	0100	6001 6001	F	Reg	N	DS0087
00051345	CONTRACT SPECIALIST			V	12	0	68,294.00	1	68,294.00	16,117.38	0100	6001 6001	F	Reg	N	DS0087
00051394	Maintenance Worker	Morrison,Gordon R	10/14/2008	F	6	4	45,510.40	1	45,510.40	10,740.45	0101	3008 3008	F	Reg	N	WS0029



Dept. of General Services
 FY 2016 Position Listing
 As of February 12, 2016
 PeopleSoft Report Run Date: 2/12/16



00051441	Associate Director for Contrac	Alao,Yinka T	5/18/2015	F	16	0	154,500.00	1	154,500.00	36,462.00	0100	6001	6001	F	Reg	N	DS0086
00051442	Contract Specialist			V	14	0	93,000.00	1	93,000.00	21,948.00	0100	6001	6001	F	Reg	N	DS0087
00051452	Program Analyst	Warren,Olivia M	7/1/2012	F	12	5	76,774.00	1	76,774.00	18,118.66	0100	6001	6001	F	Reg	N	DS0087
00051503	Clerk	Wheeler,Alia	6/17/2013	F	4	5	32,444.00	1	32,444.00	7,656.78	0100	6001	6001	F	Reg	N	DS0087
00051517	Program Support Assistant	Johnson,Ashley	10/5/2015	F	7	9	47,053.00	1	47,053.00	11,104.51	0100	6001	6001	F	Term	N	DS0087
00063211	STAFF ASSISTANT	Peterson,Shareeza	11/27/1989	F	9	6	53,131.00	1	53,131.00	12,538.92	0100	1090	1090	F	Reg	N	DS0087
00063291	Paralegal Specialist	Morris,Lottie Y	4/28/2008	F	12	5	76,774.00	1	76,774.00	18,118.66	0100	1090	1090	F	Reg	N	DS0087
00067595	RESOURCE ALLOCATION ANAL OFR	Seabrooks Jr.,Robert G	5/27/2008	F	14	0	97,652.64	1	97,652.64	23,046.02	0100	1090	1090	F	Reg	N	DS0086
00069914	Supervisory Realty Specialist	PROCTOR,TONIA L	7/1/1993	F	14	0	96,756.20	1	96,756.20	22,834.46	0100	2101	2101	F	Reg	N	DS0086
00069915	Realty Specialist	Rogers,Mattie Patricia	9/14/2009	F	11	5	62,291.00	1	62,291.00	14,700.68	0100	2101	2101	F	Reg	N	DS0087
00070184	MAINTENANCE MECHANIC SUPV	Gassama,Alhaji D	10/25/2010	F	13	0	89,481.60	1	89,481.60	21,117.66	0101	3002	3002	F	Reg	N	WS0028
00070188	Maintenance Worker	Williams,Timothy M	11/9/2009	F	6	5	46,945.60	1	46,945.60	11,079.16	0101	3002	3002	F	Reg	N	WS0029
00070190	Boiler Plant Operator			V	10	0	51,168.00	1	51,168.00	12,075.65	0101	3002	3002	F	Reg	N	WS0029
00070193	Maintenance Mechanic	Lattimore,Robin M	2/13/1985	F	10	10	67,267.20	1	67,267.20	15,875.06	0101	3002	3002	F	Reg	N	WS0029
00070194	Maintenance Mechanic	Cox,Gerald Tura	5/21/2012	F	10	5	58,323.20	1	58,323.20	13,764.28	0101	3002	3002	F	Reg	N	WS0029
00070196	Electrician	Thornton,Benjamin	2/10/2014	F	10	5	58,323.20	1	58,323.20	13,764.28	0100	3009	3009	F	Reg	N	WS0029
00070198	Management Analyst	Smith,Damon L	6/20/2011	F	12	4	74,654.00	1	74,654.00	17,618.34	0101	3002	3002	F	Reg	N	DS0087
00070281	Program Support Specialist	Norris,Alicia Yvette	2/24/2014	F	11	4	60,517.00	1	60,517.00	14,282.01	0100	6001	6001	F	Reg	N	DS0087
00070766	Contract Specialist			V	13	0	78,687.00	1	78,687.00	18,570.13	0100	6001	6001	F	Reg	N	DS0087
00071390	Sr. Physical Security Special.			V	13	0	78,687.00	1	78,687.00	18,570.13	0101	4001	4001	F	Reg	N	DS0087
00071843	Project Management Officer	Al Alami,Allam H	4/5/1999	F	16	0	166,827.72	1	166,827.72	39,371.34	0100	5001	5001	F	Reg	N	DS0086
00071845	CONSTRUCTION ANALYST	Morgan,Corey E	1/7/2008	F	12	7	87,625.00	1	87,625.00	20,679.50	0100	5001	5001	F	Reg	N	DS0077
00071849	COMMUNITY DEVELOPMENT SPEC	Stanley,Jacqueline	5/24/1984	F	13	8	96,341.00	1	96,341.00	22,736.48	0100	3010	3010	F	Reg	N	DS0087
00073084	Risk Management Coordinator	Ogunshakin,Edson A	7/31/2006	F	14	6	107,895.00	1	107,895.00	25,463.22	0100	1055	1055	F	Reg	N	DS0087
00073092	Util Syst Repair. Oper Supvy.	Lewis,Johnnie	7/18/2011	F	11	0	72,259.20	1	72,259.20	17,053.17	0101	3002	3002	F	Reg	N	WS0028
00073170	BOILER PLANT OPERATOR SUPV			V	12	0	54,703.00	1	54,703.00	12,909.91	0101	3002	3002	F	Reg	N	WS0530
00073175	Management Analyst	Jones,Carolyn	7/14/2014	F	13	6	91,297.00	1	91,297.00	21,546.09	0100	1090	1090	F	Reg	N	DS0087
00073179	CLERICAL ASSISTANT			V	7	0	37,927.00	1	37,927.00	8,950.77	0100	6001	6001	F	Reg	N	DS0087
00073284	Schools Conservation Coordinat	Gingold,Beth	12/3/2012	F	13	5	88,775.00	1	88,775.00	20,950.90	0100	1195	1195	F	Reg	N	DS0087
00073285	Building Manager			V	13	0	100,962.50	1	100,962.50	23,827.15	0101	3002	3002	F	Reg	N	DS0086
00073286	ENVIRONMENTAL PROTECTION SPECI	Milam,Roe	4/7/2011	F	13	5	88,775.00	1	88,775.00	20,950.90	0100	1195	1195	F	Reg	N	DS0087
00073287	ENVIRONMENTAL PROTECTION SPECI	Walsh,Kathleen Ann	4/17/2011	F	13	8	96,341.00	1	96,341.00	22,736.48	0100	1195	1195	F	Reg	N	DS0087
00073347	Mail Assistant (MVO)	Scott,Tavon	10/25/2010	F	6	5	42,179.00	1	42,179.00	9,954.24	0100	3001	3001	F	Reg	N	DS0079
00073348	MAINTENANCE MECHANIC SUPV	Hudson,Dewayne	6/18/2012	F	13	0	82,513.60	1	82,513.60	19,473.21	0101	3002	3002	F	Reg	N	WS0028
00073349	Management Liaison Specialist	Amoa,Charlotte	4/1/2013	F	9	5	51,667.00	1	51,667.00	12,193.41	0101	3002	3002	F	Reg	N	DS0087
00073350	CLERICAL ASSISTANT	Evans,Charmisa M	10/25/2010	F	7	5	43,195.00	1	43,195.00	10,194.02	0101	3002	3002	F	Reg	N	DS0087
00073425	Util Syst Repair. Oper Supvy.	Holmes,Justin T.	8/27/2012	F	11	0	64,313.60	1	64,313.60	15,178.01	0101	3002	3002	F	Reg	N	WS0028
00073426	Util Syst Repair Oper Supvr	Adams,Alfred J	10/25/2010	F	12	0	83,616.00	1	83,616.00	19,733.38	0101	3002	3002	F	Reg	N	WS0028
00073427	IT SPEC. (CUSTOMER SUPPORT)	Jackson,Shannon	6/15/2015	F	9	6	53,131.00	1	53,131.00	12,538.92	0100	1040	1040	F	Term	N	DS0087
00073428	Util Syst Repair. Oper Supvy.	Jackson,Jody	1/31/2011	F	11	0	77,313.60	1	77,313.60	18,246.01	0101	3002	3002	F	Reg	N	WS0028
00073469	Management Analyst			V	12	0	68,294.00	1	68,294.00	16,117.38	0101	3002	3002	F	Reg	N	DS0087
00073577	Public Affairs Specialist	Partlow,James	11/30/2015	F	11	8	67,613.00	1	67,613.00	15,956.67	0100	1080	1080	F	Term	N	DS0087
00073629	Management Liaison Specialist	Cauthorne,Donna R	12/3/2012	F	13	7	93,819.00	1	93,819.00	22,141.28	0100	1010	1010	F	Reg	N	DS0087
00075142	Lead Special Police Officer			V	7	5	52,124.00	1	52,124.00	12,301.26	0101	4001	4001	F	Reg	N	DS0070
00075143	Risk Management Spec	Bellamy,Gehrrie	4/21/2014	F	12	9	85,254.00	1	85,254.00	20,119.94	0101	4001	4001	F	Reg	N	DS0087
00075144	Lead Special Police Officer	WHITEHEAD,WILLIE T	6/30/2005	F	7	4	50,804.00	1	50,804.00	11,989.74	0101	4001	4001	F	Reg	N	DS0070
00075145	Lead Special Police Officer	Williams,Maurice	10/15/2007	F	7	9	57,404.00	1	57,404.00	13,547.34	0101	4001	4001	F	Reg	N	DS0070
00075146	Lead Special Police Officer	Powell,Ivan	6/18/2012	F	7	4	50,804.00	1	50,804.00	11,989.74	0101	4001	4001	F	Reg	N	DS0070
00075147	Supv Special Police Officer	Leo,Craig J	8/17/2009	F	9	6	53,131.00	1	53,131.00	12,538.92	0101	4001	4001	F	Reg	N	DS0087
00075150	Custodian/School Maint. Worker	Lewis,Saul E	11/5/2012	F	3	6	33,280.00	1	33,280.00	7,854.08	0100	3010	3010	F	Term	N	WS0500
00075151	Custodian/School Maint. Worker	Suggs,Taiyon J	11/5/2012	F	3	6	33,280.00	1	33,280.00	7,854.08	0100	3010	3010	F	Term	N	WS0500
00075152	Custodian/School Maint. Worker	Montgomery,Eric M	1/28/2013	F	3	6	33,276.00	1	33,276.00	7,853.14	0100	3010	3010	F	Reg	N	WS0500
00075338	Human Capital Administrator	Garay,Vikkie L	8/10/2008	F	15	0	125,618.80	1	125,618.80	29,646.04	0100	1010	1010	F	Reg	N	DS0086
00075362	Associate Director for Sustain	Chambers,Mark C	1/5/2009	F	16	0	130,620.13	1	130,620.13	30,826.35	0100	1090	1090	F	Reg	N	DS0086
00076753	Clerical Assistant	Randall,Tiffany Nicole	9/24/2012	F	5	6	36,265.00	1	36,265.00	8,558.54	0100	1090	1090	F	Reg	N	DS0087
00076913	IT Specialist (Data Management	Rucker,Amanda T	10/22/2003	F	14	7	110,874.00	1	110,874.00	26,166.26	0100	1040	1040	F	Reg	N	DS0087



Dept. of General Services
 FY 2016 Position Listing
 As of February 12, 2016
 PeopleSoft Report Run Date: 2/12/16



00076914	IT Specialist	Cotten,William G	10/30/2006	F	14	0	119,815.33	1	119,815.33	28,276.42	0100	1040	1040	F	Reg	N	DS0087
00076920	Supervisory IT Specialist	Jones,Michael Andre	6/3/2013	F	15	0	142,054.51	1	142,054.51	33,524.86	0100	1040	1040	F	Reg	N	DS0086
00077542	Human Resources Specialist (Em			V	14	0	93,000.00	1	93,000.00	21,948.00	0100	1010	1010	F	Reg	N	DS0087
00077824	BUILDING MGMT SPEC			V	12	0	68,294.00	1	68,294.00	16,117.38	0101	3008	3008	F	Reg	N	DS0087
00077878	Realty Specialist	Gibson,Glen G	2/23/1974	F	12	6	78,894.00	1	78,894.00	18,618.98	0100	2101	2101	F	Reg	N	DS0087
00077879	Realty Specialist	Cobb,Yvette A	9/28/1987	F	12	3	72,534.00	1	72,534.00	17,118.02	0100	2101	2101	F	Reg	N	DS0087
00077880	Fleet Services Coordinator	Snowden,Lionel	7/1/1997	F	11	4	60,517.00	1	60,517.00	14,282.01	0100	3009	3009	F	Reg	N	DS0087
00078134	Program Analyst	Green,Donna Gail	10/16/1971	F	13	1	85,104.00	1	85,104.00	20,084.54	0100	5101	5101	F	Reg	N	DS0077
00078180	ATTORNEY ADVISOR	Mitchell,Tara N	9/23/2013	F	13	5	102,548.00	1	102,548.00	24,201.33	0100	1045	1045	F	Reg	N	LA0002
00082054	Facilities Operations Speciali	Link,Sean A	12/16/2013	F	12	9	85,254.00	1	85,254.00	20,119.94	0101	3002	3002	F	Reg	N	DS0087
00082055	Construction Control Represent	Myszka,Paul R	3/24/2014	F	12	10	87,374.00	1	87,374.00	20,620.26	0101	3002	3002	F	Reg	N	DS0087
00082357	Staff Assistant	Brown,Vicki R.	10/29/2007	F	11	10	71,161.00	1	71,161.00	16,794.00	0101	3002	3002	F	Reg	N	DS0087
00082635	Program Support Specialist	Johnson,Nancy	7/14/2014	F	9	2	47,275.00	1	47,275.00	11,156.90	0100	2101	2101	F	Reg	N	DS0087
00082643	BOILER PLANT OPERATOR SUPERVIS	Lofty,Garry E	8/11/2014	F	13	0	89,480.55	1	89,480.55	21,117.41	0100	3009	3009	F	Reg	N	WS0028
00082818	Maintenance Mechanic Superviso	Morose,Ludens	12/14/2015	F	13	0	65,312.00	1	65,312.00	15,413.63	0100	3009	3009	F	Reg	N	WS0028
00082819	Maintenance Mechanic Superviso	Lacy,Bobby J	3/3/2008	F	13	0	81,940.00	0.08	6,555.20	1,547.03	0100	3012	3012	F	Reg	N	WS0028
00082819	Maintenance Mechanic Superviso	Lacy,Bobby J	3/3/2008	F	13	0	81,940.00	0.15	12,291.00	2,900.68	0100	3002	3002	F	Reg	N	WS0028
00082819	Maintenance Mechanic Superviso	Lacy,Bobby J	3/3/2008	F	13	0	81,940.00	0.4	32,776.00	7,735.14	0100	3009	3009	F	Reg	N	WS0028
00082819	Maintenance Mechanic Superviso	Lacy,Bobby J	3/3/2008	F	13	0	81,940.00	0.07	5,735.80	1,353.65	0100	3013	3013	F	Reg	N	WS0028
00082819	Maintenance Mechanic Superviso	Lacy,Bobby J	3/3/2008	F	13	0	81,940.00	0.3	24,582.00	5,801.35	0100	3010	3010	F	Reg	N	WS0028
00082820	Program Support Specialist	Tolson,Tama V	10/1/1985	F	11	6	64,065.00	1	64,065.00	15,119.34	0100	1090	1090	F	Reg	N	DS0087
00082821	Program Support Assistant	White,Carey Lynette	8/1/2002	F	8	2	42,975.00	1	42,975.00	10,142.10	0100	1195	1195	F	Reg	N	DS0087
00082822	Mgmt and Program Analysis Offi	White,Cassandra B	3/2/2009	F	14	0	111,394.50	1	111,394.50	26,289.10	0100	5001	5001	F	Reg	N	DS0086
00083112	Management Analyst	Edwards,Ronald K	3/29/1977	F	13	2	81,209.00	0.09	7,308.81	1,724.88	0100	3010	3010	F	Reg	N	DS0087
00083112	Management Analyst	Edwards,Ronald K	3/29/1977	F	13	2	81,209.00	0.03	2,436.27	574.96	0100	3002	3002	F	Reg	N	DS0087
00083112	Management Analyst	Edwards,Ronald K	3/29/1977	F	13	2	81,209.00	0.015	1,218.14	287.48	0100	3012	3012	F	Reg	N	DS0087
00083112	Management Analyst	Edwards,Ronald K	3/29/1977	F	13	2	81,209.00	0.15	12,181.35	2,874.80	0100	3009	3009	F	Reg	N	DS0087
00083112	Management Analyst	Edwards,Ronald K	3/29/1977	F	13	2	81,209.00	0.015	1,218.14	287.48	0100	3013	3013	F	Reg	N	DS0087
00083113	General Engineer	Harvell,Victor M	1/5/1987	F	14	2	95,979.00	0.04	3,839.16	906.04	0100	3012	3012	F	Reg	N	DS0087
00083113	General Engineer	Harvell,Victor M	1/5/1987	F	14	2	95,979.00	0.035	3,359.27	792.79	0100	3013	3013	F	Reg	N	DS0087
00083113	General Engineer	Harvell,Victor M	1/5/1987	F	14	2	95,979.00	0.15	14,396.85	3,397.66	0100	3010	3010	F	Reg	N	DS0087
00083113	General Engineer	Harvell,Victor M	1/5/1987	F	14	2	95,979.00	0.2	19,195.80	4,530.21	0100	3009	3009	F	Reg	N	DS0087
00083113	General Engineer	Harvell,Victor M	1/5/1987	F	14	2	95,979.00	0.075	7,198.43	1,698.83	0100	3002	3002	F	Reg	N	DS0087
00083139	Staff Assistant	Abney,Sandra Ann	1/28/1974	F	9	3	48,739.00	1	48,739.00	11,502.40	0101	3002	3002	F	Reg	N	DS0087
00083166	BUILDING MGMT SPEC			V	11	0	55,195.00	1	55,195.00	13,026.02	0101	3002	3002	F	Reg	N	DS0087
00083167	Management Analyst	Smith,Justin A	7/1/2014	F	12	2	70,414.00	1	70,414.00	16,617.70	0100	6001	6001	F	Term	N	DS0087
00083203	Strategic Plan & Perform Ofcr	Dawson,Norris A	8/9/2004	F	15	0	124,456.30	1	124,456.30	29,371.69	0100	5101	5101	F	Reg	N	DS0087
00083274	Locksmith Supervisor			V	9	0	51,943.00	1	51,943.00	12,258.55	0100	3009	3009	F	Reg	N	WS0035
00083483	Realty Specialist	Payton,Regina	1/10/2005	F	13	3	83,731.00	1	83,731.00	19,760.52	0100	2001	2001	F	Reg	N	DS0087
00085512	Management & Program Analyst	Bellamy,Sandy F.	4/8/2013	F	14	7	119,923.00	1	119,923.00	28,301.83	0100	5001	5001	F	Reg	N	DS0077
00085917	Program Support Specialist	Peterbark,Martina N	2/1/2009	F	11	4	60,517.00	1	60,517.00	14,282.01	0100	3010	3010	F	Reg	N	DS0087
00085918	Program Support Specialist	Canady,Troy L	8/1/2002	F	11	5	62,291.00	1	62,291.00	14,700.68	0100	3010	3010	F	Reg	N	DS0087
00087203	UTILITY MGMT PGM SPEC	Wing,Angela C	3/12/2001	F	12	2	70,414.00	1	70,414.00	16,617.70	0100	1095	1095	F	Reg	N	DS0087
00087204	UTILITY MGMT PGM SPEC	Taylor,Shwarn T	4/16/1997	F	12	1	68,294.00	1	68,294.00	16,117.38	0100	1095	1095	F	Reg	N	DS0087
00087364	Realty Specialist	Udejiofor,Ikenna	11/4/2013	F	13	5	88,775.00	1	88,775.00	20,950.90	0100	2001	2001	F	Reg	N	DS0087
00087365	Management Analyst	Henderson,Robin	1/2/2014	F	11	3	58,743.00	1	58,743.00	13,863.35	0100	1090	1090	F	Term	N	DS0087
00087448	Attorney Advisor	Petry,Samuel Colin George	3/24/2014	F	13	1	90,484.00	1	90,484.00	21,354.22	0100	1090	1090	F	Reg	N	LA0002
00087492	Program Support Assistant	Poteat,Stephanie H.	10/5/2015	F	8	5	46,956.00	1	46,956.00	11,081.62	0101	3002	3002	F	Term	N	DS0087
00087607	TELECOMMUNICATIONS SPECIALIST	Vinson,Wanda F	10/14/2008	F	12	5	76,774.00	1	76,774.00	18,118.66	0100	1010	1010	F	Reg	N	DS0087
00088120	Supvy Contract Specialist	Stern,Arthur V	12/31/2012	F	14	0	96,756.00	1	96,756.00	22,834.42	0100	6001	6001	F	Reg	N	DS0086
00088120	Supvy Contract Specialist	Saint-Surin,Farrah	11/4/2013	F	14	0	100,000.00	1	100,000.00	23,600.00	0100	6001	6001	F	Reg	N	DS0086
00088121	Supvy Contract Specialist			V	14	0	116,107.00	1	116,107.00	27,401.25	0100	6001	6001	F	Reg	N	DS0086
00088341	BUILDING MGMT SPEC	Hernandez Maduro, Frank	7/23/2012	F	12	7	81,014.00	1	81,014.00	19,119.30	0101	3002	3002	F	Term	N	DS0087
						Total FTEs	669.8										



Dept. of General Services
 FY 2016 Position Listing
 As of February 12, 2016
 PeopleSoft Report Run Date: 2/12/16



Posn Nbr	Title	Name	Hire Date	Vac Stat	Grade	Step	Salary	FTE x Dist %	Salary Based on FTE Distrib	Estimated Fringes @	Fund Code	Prgm Code	Activity	F/P Time	Reg/Temp /Term	Sal Plan
00000876	Deputy Associate Director for			V		15	0 90,384.00	1	90,384.00	21,330.62	0101	4001	4001	F	Reg	DS0020
00003928	Asset Specialist			V		14	0 93,000.00	1	93,000.00	21,948.00	0100	2001	2001	F	Reg	DS0087
00004737	Strategic Development Speciali			V		13	1 78,687.00	1	78,687.00	18,570.13	0101	4001	4001	F	Reg	DS0087
00006426	Special Police Officer			V		6	0 43,965.00	1	43,965.00	10,375.74	0101	4001	4001	F	Reg	DS0070
00007822	Maintenance Mechanic Superviso			V		13	0 77,396.80	1	77,396.80	18,265.64	0100	3010	3010	F	Reg	WS0028
00008901	Mail Assistant (MVO)			V		6	1 37,015.00	1	37,015.00	8,735.54	0100	3001	3001	F	Reg	DS0079
00010728	Special Police Officer			V		6	0 43,965.00	1	43,965.00	10,375.74	0101	4001	4001	F	Reg	DS0070
00011207	Lead Special Police Officer			V		7	0 46,844.00	1	46,844.00	11,055.18	0101	4001	4001	F	Reg	DS0070
00015342	Maintenance Mechanic			V		10	1 51,168.00	1	51,168.00	12,075.65	0100	3010	3010	F	Reg	WS0029
00016136	BUILDING MGMT SPEC			V		11	0 55,195.00	1	55,195.00	13,026.02	0101	3002	3002	F	Reg	DS0087
00016202	Special Police Officer			V		6	1 43,965.00	1	43,965.00	10,375.74	0101	4001	4001	F	Reg	DS0070
00016238	Maintenance Services Manager			V		15	0 128,879.00	1	128,879.00	30,415.44	0100	3009	3009	F	Reg	DS0086
00016519	Facilities Operations Manager			V		13	0 100,962.50	1	100,962.50	23,827.15	0101	3002	3002	F	Reg	DS0086
00016734	Special Police Officer			V		6	1 43,965.00	1	43,965.00	10,375.74	0101	4001	4001	F	Reg	DS0070
00017572	Boiler Plant Operator			V		10	1 51,168.00	1	51,168.00	12,075.65	0101	3008	3008	F	Reg	WS0029
00019854	Facility Manager			V		12	0 74,557.60	1	74,557.60	17,595.59	0101	3002	3002	F	Reg	WS0028
00020002	Maintenance Worker Leader			V		7	0 48,027.20	1	48,027.20	11,334.42	0100	3010	3010	F	Reg	WS0034
00020014	Maintenance Mechanic Leader			V		10	0 56,222.40	1	56,222.40	13,268.49	0101	3002	3002	F	Reg	WS0034
00020761	MANAGEMENT ANALYST			V		12	1 73,867.00	1	73,867.00	17,432.61	0100	3012	3012	F	Reg	DS0077
00020865	Special Police Officer			V		6	0 43,965.00	1	43,965.00	10,375.74	0101	4001	4001	F	Reg	DS0070
00020911	Special Police Officer			V		6	1 43,965.00	1	43,965.00	10,375.74	0101	4001	4001	F	Reg	DS0070
00022431	MAINTENANCE WORKER			V		5	1 38,916.80	1	38,916.80	9,184.36	0100	3010	3010	F	Reg	WS0029
00023468	Maintenance Worker			V		5	1 38,916.80	1	38,916.80	9,184.36	0100	3010	3010	F	Reg	WS0029
00024806	MASONRY WORKER			V		9	0 48,651.20	1	48,651.20	11,481.68	0101	3002	3002	F	Reg	WS0029
00027989	Lead Special Police Officer			V		7	0 46,844.00	1	46,844.00	11,055.18	0101	4001	4001	F	Reg	DS0070
00028003	Air Conditioning Equipment Mec			V		11	1 53,643.20	1	53,643.20	12,659.80	0101	3002	3002	F	Reg	WS0029
00028055	Lead Special Police Officer			V		7	0 46,844.00	1	46,844.00	11,055.18	0101	4001	4001	F	Reg	DS0070
00035851	BUILDING MGMT SPEC			V		12	1 68,294.00	1	68,294.00	16,117.38	0100	6001	6001	F	Reg	DS0087
00041469	Special Police Officer			V		6	0 43,965.00	1	43,965.00	10,375.74	0101	4001	4001	F	Reg	DS0070
00041478	Security Assistant			V		8	0 41,648.00	1	41,648.00	9,828.93	0101	4001	4001	F	Reg	DS0087
00041485	Supv Special Police Officer			V		10	0 50,260.00	1	50,260.00	11,861.36	0101	4001	4001	F	Reg	DS0087
00042244	Custodian/School Maint. Worker			V		3	1 26,686.40	1	26,686.40	6,297.99	0100	3010	3010	F	Reg	WS0500
00044437	MAINTENANCE WORKER			V		6	1 41,204.80	1	41,204.80	9,724.33	0101	3002	3002	F	Reg	WS0029
00044439	Maintenance Worker			V		6	1 41,204.80	1	41,204.80	9,724.33	0101	3002	3002	F	Reg	WS0029
00044710	Special Police Officer			V		6	0 43,965.00	1	43,965.00	10,375.74	0101	4001	4001	F	Reg	DS0070
00044711	Resource Allocation Analyst			V		12	1 68,294.00	1	68,294.00	16,117.38	0101	4001	4001	F	Reg	DS0087
00044712	Special Police Officer			V		6	0 43,965.00	1	43,965.00	10,375.74	0101	4001	4001	F	Reg	DS0070
00044728	Special Police Officer			V		6	0 43,965.00	1	43,965.00	10,375.74	0101	4001	4001	F	Reg	DS0070
00044730	Supv Special Police Officer			V		9	0 45,811.00	1	45,811.00	10,811.40	0101	4001	4001	F	Reg	DS0087
00045656	Management Analyst			V		13	0 85,104.00	1	85,104.00	20,084.54	0100	5001	5001	F	Reg	DS0077
00046911	Administrative Services Superv			V		13	0 100,962.50	1	100,962.50	23,827.15	0101	4001	4001	F	Reg	DS0086
00046915	Supv Special Police Officer			V		10	0 50,260.00	1	50,260.00	11,861.36	0101	4001	4001	F	Reg	DS0087
00048251	MATERIAL HANDLER			V		6	0 32,448.00	0.3	9,734.40	2,297.32	0100	3010	3010	F	Reg	WS0500



Dept. of General Services
FY 2016 Position Listing
As of February 12, 2016
PeopleSoft Report Run Date: 2/12/16



00048251	MATERIAL HANDLER	V	6	0	32,448.00	0.07	2,271.36	536.04	0100	3013 3013	F	Reg	WS0500
00048251	MATERIAL HANDLER	V	6	0	32,448.00	0.4	12,979.20	3,063.09	0100	3009 3009	F	Reg	WS0500
00048251	MATERIAL HANDLER	V	6	0	32,448.00	0.15	4,867.20	1,148.66	0100	3002 3002	F	Reg	WS0500
00048251	MATERIAL HANDLER	V	6	0	32,448.00	0.08	2,595.84	612.62	0100	3012 3012	F	Reg	WS0500
00048254	Boiler Plant Operator	V	9	0	48,651.20	1	48,651.20	11,481.68	0100	3010 3010	F	Reg	WS0029
00048276	WORK ORDER VERIFICATION SPECIA	V	11	0	55,195.00	1	55,195.00	13,026.02	0101	3002 3002	F	Reg	DS0087
00048282	Carpenter Leader	V	9	0	41,970.00	0.4	16,788.00	3,961.97	0100	3009 3009	F	Reg	WS0520
00048282	Carpenter Leader	V	9	0	41,970.00	0.07	2,937.90	693.34	0100	3013 3013	F	Reg	WS0520
00048282	Carpenter Leader	V	9	0	41,970.00	0.3	12,591.00	2,971.48	0100	3010 3010	F	Reg	WS0520
00048282	Carpenter Leader	V	9	0	41,970.00	0.15	6,295.50	1,485.74	0100	3002 3002	F	Reg	WS0520
00048282	Carpenter Leader	V	9	0	41,970.00	0.08	3,357.60	792.39	0100	3012 3012	F	Reg	WS0520
00048290	Maintenance Worker	V	5	0	30,596.80	1	30,596.80	7,220.84	0100	3010 3010	F	Reg	WS0500
00048298	PAINTER,LEADER	V	9	0	41,970.00	0.15	6,295.50	1,485.74	0100	3002 3002	F	Reg	WS0520
00048298	PAINTER,LEADER	V	9	0	41,970.00	0.3	12,591.00	2,971.48	0100	3010 3010	F	Reg	WS0520
00048298	PAINTER,LEADER	V	9	0	41,970.00	0.07	2,937.90	693.34	0100	3013 3013	F	Reg	WS0520
00048298	PAINTER,LEADER	V	9	0	41,970.00	0.08	3,357.60	792.39	0100	3012 3012	F	Reg	WS0520
00048298	PAINTER,LEADER	V	9	0	41,970.00	0.4	16,788.00	3,961.97	0100	3009 3009	F	Reg	WS0520
00048300	HEATING & AC EQUIPMENT MECH	V	12	0	44,178.00	1	44,178.00	10,426.01	0100	3009 3009	F	Reg	WS0500
00048309	Facilities Operations Manager	V	13	0	100,962.50	1	100,962.50	23,827.15	0100	3002 3002	F	Reg	DS0086
00048316	Boiler Plant Operator	V	9	0	48,651.20	1	48,651.20	11,481.68	0100	3010 3010	F	Reg	WS0029
00048324	BOILER PLANT OPERATOR I	V	15	0	49,937.00	0.5	24,968.50	5,892.57	0100	3009 3009	F	Reg	WS0500
00048324	BOILER PLANT OPERATOR I	V	15	0	49,937.00	0.33	16,479.21	3,889.09	0100	3013 3013	F	Reg	WS0500
00048324	BOILER PLANT OPERATOR I	V	15	0	49,937.00	0.17	8,489.29	2,003.47	0100	3002 3002	F	Reg	WS0500
00048332	BOILER PLANT OPERATOR SUPV	V	12	0	54,703.00	0.07	3,829.21	903.69	0100	3013 3013	F	Reg	WS0530
00048332	BOILER PLANT OPERATOR SUPV	V	12	0	54,703.00	0.3	16,410.90	3,872.97	0100	3009 3009	F	Reg	WS0530
00048332	BOILER PLANT OPERATOR SUPV	V	12	0	54,703.00	0.15	8,205.45	1,936.49	0100	3002 3002	F	Reg	WS0530
00048332	BOILER PLANT OPERATOR SUPV	V	12	0	54,703.00	0.08	4,376.24	1,032.79	0100	3012 3012	F	Reg	WS0530
00048332	BOILER PLANT OPERATOR SUPV	V	12	0	54,703.00	0.4	21,881.20	5,163.96	0100	3010 3010	F	Reg	WS0530
00048340	Custodian/School Maint. Worker	V	3	0	26,686.40	0.15	4,002.96	944.70	0100	3002 3002	F	Reg	WS0500
00048340	Custodian/School Maint. Worker	V	3	0	26,686.40	0.4	10,674.56	2,519.20	0100	3009 3009	F	Reg	WS0500
00048340	Custodian/School Maint. Worker	V	3	0	26,686.40	0.08	2,134.91	503.84	0100	3012 3012	F	Reg	WS0500
00048340	Custodian/School Maint. Worker	V	3	0	26,686.40	0.07	1,868.05	440.86	0100	3013 3013	F	Reg	WS0500
00048340	Custodian/School Maint. Worker	V	3	0	26,686.40	0.3	8,005.92	1,889.40	0100	3010 3010	F	Reg	WS0500
00048343	BOILER PLANT OPERATOR I	V	15	0	49,937.00	1	49,937.00	11,785.13	0100	3009 3009	F	Reg	WS0500
00048349	Boiler Plant Operator	V	10	0	51,168.00	0.3	15,350.40	3,622.69	0100	3010 3010	F	Reg	WS0029
00048349	Boiler Plant Operator	V	10	0	51,168.00	0.4	20,467.20	4,830.26	0100	3009 3009	F	Reg	WS0029
00048349	Boiler Plant Operator	V	10	0	51,168.00	0.15	7,675.20	1,811.35	0100	3002 3002	F	Reg	WS0029
00048349	Boiler Plant Operator	V	10	0	51,168.00	0.08	4,093.44	966.05	0100	3013 3013	F	Reg	WS0029
00048349	Boiler Plant Operator	V	10	0	51,168.00	0.07	3,581.76	845.30	0100	3012 3012	F	Reg	WS0029
00048355	GEN MAINTENANCE REPAIRLDR	V	9	0	41,970.00	0.4	16,788.00	3,961.97	0100	3009 3009	F	Reg	WS0520
00048355	GEN MAINTENANCE REPAIRLDR	V	9	0	41,970.00	0.08	3,357.60	792.39	0100	3012 3012	F	Reg	WS0520
00048355	GEN MAINTENANCE REPAIRLDR	V	9	0	41,970.00	0.3	12,591.00	2,971.48	0100	3010 3010	F	Reg	WS0520
00048355	GEN MAINTENANCE REPAIRLDR	V	9	0	41,970.00	0.07	2,937.90	693.34	0100	3013 3013	F	Reg	WS0520
00048355	GEN MAINTENANCE REPAIRLDR	V	9	0	41,970.00	0.15	6,295.50	1,485.74	0100	3002 3002	F	Reg	WS0520
00048359	SUPPLY TECHNICIAN	V	7	0	34,557.00	0.4	13,822.80	3,262.18	0100	3009 3009	F	Reg	WS0500
00048359	SUPPLY TECHNICIAN	V	7	0	34,557.00	0.08	2,764.56	652.44	0100	3012 3012	F	Reg	WS0500



Dept. of General Services
 FY 2016 Position Listing
 As of February 12, 2016
 PeopleSoft Report Run Date: 2/12/16



00048359	SUPPLY TECHNICIAN	V	7	0	34,557.00	0.15	5,183.55	1,223.32	0100	3002 3002	F	Reg	WS0500
00048359	SUPPLY TECHNICIAN	V	7	0	34,557.00	0.07	2,418.99	570.88	0100	3013 3013	F	Reg	WS0500
00048359	SUPPLY TECHNICIAN	V	7	0	34,557.00	0.3	10,367.10	2,446.64	0100	3010 3010	F	Reg	WS0500
00048365	Bldg & Grounds Maint Wrkr Supv	V	3	0	38,528.00	1	38,528.00	9,092.61	0100	3010 3010	F	Reg	WS0530
00048388	AIR CONDITION MECH FORMAN	V	12	0	44,178.00	0.08	3,534.24	834.08	0100	3013 3013	F	Reg	WS0500
00048388	AIR CONDITION MECH FORMAN	V	12	0	44,178.00	0.07	3,092.46	729.82	0100	3012 3012	F	Reg	WS0500
00048388	AIR CONDITION MECH FORMAN	V	12	0	44,178.00	0.3	13,253.40	3,127.80	0100	3010 3010	F	Reg	WS0500
00048388	AIR CONDITION MECH FORMAN	V	12	0	44,178.00	0.15	6,626.70	1,563.90	0100	3002 3002	F	Reg	WS0500
00048388	AIR CONDITION MECH FORMAN	V	12	0	44,178.00	0.4	17,671.20	4,170.40	0100	3009 3009	F	Reg	WS0500
00048426	Assistant Maintenance Services	V	14	0	78,760.00	1	78,760.00	18,587.36	0100	3002 3002	F	Reg	DS0020
00048444	Plumber	V	9	0	38,374.00	0.15	5,756.10	1,358.44	0100	3002 3002	F	Reg	WS0500
00048444	Plumber	V	9	0	38,374.00	0.07	2,686.18	633.94	0100	3013 3013	F	Reg	WS0500
00048444	Plumber	V	9	0	38,374.00	0.08	3,069.92	724.50	0100	3012 3012	F	Reg	WS0500
00048444	Plumber	V	9	0	38,374.00	0.4	15,349.60	3,622.51	0100	3009 3009	F	Reg	WS0500
00048444	Plumber	V	9	0	38,374.00	0.3	11,512.20	2,716.88	0100	3010 3010	F	Reg	WS0500
00048472	Facilities Operations Manager	V	14	0	116,107.00	1	116,107.00	27,401.25	0100	3002 3002	F	Reg	DS0086
00048474	Building Manager	V	13	0	66,649.00	1	66,649.00	15,729.16	0100	3002 3002	F	Reg	DS0020
00048478	Safety and Health Inspector	V	11	10	71,161.00	0.1	7,116.10	1,679.40	0100	3002 3002	F	Reg	DS0087
00048478	Safety and Health Inspector	V	11	10	71,161.00	0.05	3,558.05	839.70	0100	3013 3013	F	Reg	DS0087
00048478	Safety and Health Inspector	V	11	10	71,161.00	0.3	21,348.30	5,038.20	0100	3010 3010	F	Reg	DS0087
00048478	Safety and Health Inspector	V	11	10	71,161.00	0.05	3,558.05	839.70	0100	3012 3012	F	Reg	DS0087
00048478	Safety and Health Inspector	V	11	10	71,161.00	0.5	35,580.50	8,397.00	0100	3009 3009	F	Reg	DS0087
00048482	STAFF ASSISTANT	V	11	0	55,195.00	1	55,195.00	13,026.02	0100	3002 3002	F	Reg	DS0087
00048494	SERVICE CENTER REP	V	7	0	38,104.00	0.12	4,572.48	1,079.11	0100	3013 3013	F	Reg	ED0802
00048494	SERVICE CENTER REP	V	7	0	38,104.00	0.13	4,953.52	1,169.03	0100	3012 3012	F	Reg	ED0802
00048494	SERVICE CENTER REP	V	7	0	38,104.00	0.25	9,526.00	2,248.14	0100	3010 3010	F	Reg	ED0802
00048494	SERVICE CENTER REP	V	7	0	38,104.00	0.25	9,526.00	2,248.14	0100	3002 3002	F	Reg	ED0802
00048494	SERVICE CENTER REP	V	7	0	38,104.00	0.25	9,526.00	2,248.14	0100	3009 3009	F	Reg	ED0802
00048499	BLDG & GRDS MAINT WKR SUPV	V	2	0	36,587.00	1	36,587.00	8,634.53	0100	3010 3010	F	Reg	WS0530
00048518	Program Analyst	V	13	0	78,687.00	1	78,687.00	18,570.13	0101	4001 4001	F	Reg	DS0087
00048528	Contract Specialist	V	13	10	101,385.00	1	101,385.00	23,926.86	0100	6001 6001	F	Reg	DS0087
00048541	CUSTODIAN / SCHOOL MAINT WKR	V	3	0	26,686.40	0.5	13,343.20	3,149.00	0100	3010 3010	P	Reg	WS0500
00051031	Special Police Officer	V	6	0	43,965.00	1	43,965.00	10,375.74	0101	4001 4001	F	Reg	DS0070
00051345	CONTRACT SPECIALIST	V	12	0	68,294.00	1	68,294.00	16,117.38	0100	6001 6001	F	Reg	DS0087
00070190	Boiler Plant Operator	V	10	0	51,168.00	1	51,168.00	12,075.65	0101	3002 3002	F	Reg	WS0029
00071390	Sr. Physical Security Special.	V	13	0	78,687.00	1	78,687.00	18,570.13	0101	4001 4001	F	Reg	DS0087
00073170	BOILER PLANT OPERATOR SUPV	V	12	0	54,703.00	1	54,703.00	12,909.91	0101	3002 3002	F	Reg	WS0530
00073179	CLERICAL ASSISTANT	V	7	0	37,927.00	1	37,927.00	8,950.77	0100	6001 6001	F	Reg	DS0087
00073285	Building Manager	V	13	0	100,962.50	1	100,962.50	23,827.15	0101	3002 3002	F	Reg	DS0086
00073469	Management Analyst	V	12	0	68,294.00	1	68,294.00	16,117.38	0101	3002 3002	F	Reg	DS0087
00075142	Lead Special Police Officer	V	7	5	52,124.00	1	52,124.00	12,301.26	0101	4001 4001	F	Reg	DS0070
00077542	Human Resources Specialist (Em	V	14	0	93,000.00	1	93,000.00	21,948.00	0100	1010 1010	F	Reg	DS0087
00077824	BUILDING MGMT SPEC	V	12	0	68,294.00	1	68,294.00	16,117.38	0101	3008 3008	F	Reg	DS0087
00083166	BUILDING MGMT SPEC	V	11	0	55,195.00	1	55,195.00	13,026.02	0101	3002 3002	F	Reg	DS0087
00083274	Locksmith Supervisor	V	9	0	51,943.00	1	51,943.00	12,258.55	0100	3009 3009	F	Reg	WS0035



Dept. of General Services
 FY 2016 Position Listing
 As of February 12, 2016
 PeopleSoft Report Run Date: 2/12/16



Posn Nbr	Title	Name	Hire Date	Vac Stat	Grade	Step	Salary	FTE x Dist %	Salary Based on FTE Distrib	Estimated Fringes @	Appr Year	Fund Code	Prgm Code	Activity	Sal Plan
00002197	Project Manager	Ali,Sultan Hassen	8/28/2000	F		13	6 98,749.00	1	98,749.00	23,304.76	10	0300	2003 2003	DS0077	
00003326	Project Manager	Bohnlein,Daniel	4/12/2010	F		13	3 90,562.00	1	90,562.00	21,372.63	14	0300	2003 2003	DS0077	
00009269	Project Manager	Cooper,Robert	3/11/2013	F		13	7 101,478.00	1	101,478.00	23,948.81	10	0300	2003 2003	DS0077	
00013043	Project Manager	Ikotun,Solomon	4/28/2008	F		14	3 107,031.00	1	107,031.00	25,259.32	13	0300	2003 2003	DS0077	
00013272	Project Manager	Osborne,Quinn	7/13/2015	F		14	3 107,031.00	1	107,031.00	25,259.32	05	0300	2003 2003	DS0077	
00015242	Project Manager	Rocha,Elena	4/2/1982	F		13	7 101,478.00	1	101,478.00	23,948.81	10	0300	2003 2003	DS0077	
00016654	Project Manager	Miller,Henry	7/13/2015	F		14	5 113,477.00	1	113,477.00	26,780.57	05	0300	2003 2003	DS0077	
00017999	Senior Project Manager	Sayed,Hares M	8/31/1998	F		15	0 137,260.71	1	137,260.71	32,393.53	10	0300	2003 2003	DS0087	
00019777	Project Manager	Goodman,Anthony	3/11/2013	F		13	7 101,478.00	1	101,478.00	23,948.81	05	0300	2003 2003	DS0077	
00024581	Project Manager	Washington,Carole	3/11/2013	F		14	7 119,923.00	0.5	59,961.50	14,150.91	13	0300	2003 2003	DS0077	
00024581	Project Manager	Washington,Carole	3/11/2013	F		14	7 119,923.00	0.5	59,961.50	14,150.91	00	0300	3000 3080	DS0077	
00027986	Project Manager	Douglas,Elvis R	6/9/1986	F		14	5 113,477.00	1	113,477.00	26,780.57	06	0300	2003 2003	DS0077	
00028020	Project Manager	Hargrove,Agyei Osei	5/27/2008	F		14	3 107,031.00	1	107,031.00	25,259.32	05	0300	2003 2003	DS0077	
00046791	Project Manager	Floca,Charles	4/8/2013	F		13	2 87,833.00	1	87,833.00	20,728.59	04	0300	2003 2003	DS0077	
00046793	Project Manager	Simmons,Vanassa	1/13/2014	F		14	6 116,700.00	1	116,700.00	27,541.20	10	0300	2003 2003	DS0077	
00046795	Project Manager	Gomez,Gilberto	4/23/1990	F		13	7 101,478.00	1	101,478.00	23,948.81	10	0300	2003 2003	DS0077	
00048117	Project Manager	Mullen,Cassidy	12/16/2013	F		14	7 119,923.00	1	119,923.00	28,301.83	15	0300	2003 2003	DS0077	
00048122	Sustainability Program Mgr.	Dobelbower,Zach Saul	9/8/2014	F		15	0 116,699.00	1	116,699.00	27,540.96	10	0300	2003 2003	DS0086	
00048124	Project Manager			V		13	1 85,104.00	1	85,104.00	20,084.54	05	0300	2003 2003	DS0077	
00051025	Project Manager	Astudillo,Pedro	4/26/2010	F		14	4 110,254.00	1	110,254.00	26,019.94	01	0300	3000 3080	DS0077	
00051027	Project Manager	Stewart,Robbie	7/15/2013	F		14	7 119,923.00	1	119,923.00	28,301.83	05	0300	2003 2003	DS0077	
00051083	INDUSTRIAL HYGIENIST	Minton Jr.,Leroy	11/5/1973	F		14	5 104,916.00	0.5	52,458.00	12,380.09	08	0300	2003 2003	DS0087	
00077892	Project Manager	Gopaul,Dwight A	3/19/2000	F		14	5 113,477.00	0.25	28,369.25	6,695.14	08	0300	2003 2003	DS0077	
00077892	Project Manager	Gopaul,Dwight A	3/19/2000	F		14	5 113,477.00	0.5	56,738.50	13,390.29	08	0300	2003 2003	DS0077	
00077892	Project Manager	Gopaul,Dwight A	3/19/2000	F		14	5 113,477.00	0.25	28,369.25	6,695.14	08	0300	2003 2003	DS0077	
00077893	Project Manager	Ertem,Ugur	1/15/2003	F		14	5 113,477.00	0.25	28,369.25	6,695.14	08	0300	2003 2003	DS0077	
00077893	Project Manager	Ertem,Ugur	1/15/2003	F		14	5 113,477.00	0.5	56,738.50	13,390.29	08	0300	2003 2003	DS0077	
00077893	Project Manager	Ertem,Ugur	1/15/2003	F		14	5 113,477.00	0.25	28,369.25	6,695.14	08	0300	2003 2003	DS0077	
00077898	Project Manager	Stewart,Quintin A	6/24/1996	F		13	3 90,562.00	1	90,562.00	21,372.63	08	0300	2003 2003	DS0077	
00077899	Management & Program Analyst	Chin,Michelle Jacqueline	12/12/2004	F		14	5 113,477.00	0.5	56,738.50	13,390.29	08	0300	2003 2003	DS0077	
00077899	Management & Program Analyst	Chin,Michelle Jacqueline	12/12/2004	F		14	5 113,477.00	0.25	28,369.25	6,695.14	08	0300	2003 2003	DS0077	
00077899	Management & Program Analyst	Chin,Michelle Jacqueline	12/12/2004	F		14	5 113,477.00	0.25	28,369.25	6,695.14	08	0300	2003 2003	DS0077	
00077900	Project Manager	Braithwaite,Eupert A	6/11/2001	F		14	2 103,808.00	0.25	25,952.00	6,124.67	08	0300	2003 2003	DS0077	
00077900	Project Manager	Braithwaite,Eupert A	6/11/2001	F		14	2 103,808.00	0.25	25,952.00	6,124.67	08	0300	2003 2003	DS0077	
00077900	Project Manager	Braithwaite,Eupert A	6/11/2001	F		14	2 103,808.00	0.5	51,904.00	12,249.34	08	0300	2003 2003	DS0077	
00077902	Project Manager	Nnoli,Emmanuel C	8/13/2004	F		14	5 113,477.00	0.5	56,738.50	13,390.29	08	0300	2003 2003	DS0077	
00077902	Project Manager	Nnoli,Emmanuel C	8/13/2004	F		14	5 113,477.00	0.25	28,369.25	6,695.14	08	0300	2003 2003	DS0077	
00077902	Project Manager	Nnoli,Emmanuel C	8/13/2004	F		14	5 113,477.00	0.25	28,369.25	6,695.14	08	0300	2003 2003	DS0077	
00077947	Senior Project Manager	Fluelling,Alphonso	8/18/1997	F		15	0 108,742.25	0.25	27,185.56	6,415.79	08	0300	2003 2003	DS0086	
00077947	Senior Project Manager	Fluelling,Alphonso	8/18/1997	F		15	0 108,742.25	0.5	54,371.13	12,831.59	08	0300	2003 2003	DS0086	
00077947	Senior Project Manager	Fluelling,Alphonso	8/18/1997	F		15	0 108,742.25	0.25	27,185.56	6,415.79	08	0300	2003 2003	DS0086	
00078169	Project Manager			V		13	0 85,104.00	0.25	21,276.00	5,021.14	08	0300	2003 2003	DS0077	
00078169	Project Manager			V		13	0 85,104.00	0.5	42,552.00	10,042.27	08	0300	2003 2003	DS0077	
00078169	Project Manager			V		13	0 85,104.00	0.25	21,276.00	5,021.14	08	0300	2003 2003	DS0077	
00078170	Project Manager			V		13	0 85,104.00	0.25	21,276.00	5,021.14	08	0300	2003 2003	DS0077	
00078170	Project Manager			V		13	0 85,104.00	0.5	42,552.00	10,042.27	08	0300	2003 2003	DS0077	
00078170	Project Manager			V		13	0 85,104.00	0.25	21,276.00	5,021.14	08	0300	2003 2003	DS0077	



Dept. of General Services
 FY 2016 Position Listing
 As of February 12, 2016
 PeopleSoft Report Run Date: 2/12/16



00078171	Project Manager	Jenkins,Eileen E	2/21/1992 F	13	3	90,562.00	0.25	22,640.50	5,343.16	08	0300	2003	2003	DS0077
00078171	Project Manager	Jenkins,Eileen E	2/21/1992 F	13	3	90,562.00	0.5	45,281.00	10,686.32	08	0300	2003	2003	DS0077
00078171	Project Manager	Jenkins,Eileen E	2/21/1992 F	13	3	90,562.00	0.25	22,640.50	5,343.16	08	0300	2003	2003	DS0077
00078172	Project Manager	Antoine,Dave E	4/19/2004 F	13	4	93,291.00	1	93,291.00	22,016.68	08	0300	2003	2003	DS0077
00083112	Management Analyst	Edwards,Ronald K	3/29/1977 F	13	2	81,209.00	0.7	56,846.30	13,415.73	08	0300	2003	2003	DS0087
00083113	General Engineer	Harvell,Victor M	1/5/1987 F	14	2	95,979.00	0.5	47,989.50	11,325.52	08	0300	2003	2003	DS0087
						Total FTEs	32.7							



Dept. of General Services
FY 2016 Position Listing
As of February 12, 2016
PeopleSoft Report Run Date: 2/12/16



Posn Nbr	Title	Name	Hire Date	Vac Stat	Grade	Step	Salary	FTE x Dist %	Salary Based on FTE Distrib	Estimated Fringes @ 23.6%	Fund Code	Prgm Code	Activi ty	Sal Plan
00002197	Project Manager	Ali,Sultan Hassen	8/28/2000	F		13	6 98,749.00	1	98,749.00	23,304.76	0300	2003	2003	DS0077
00003326	Project Manager	Bohnlein,Daniel	4/12/2010	F		13	3 90,562.00	1	90,562.00	21,372.63	0300	2003	2003	DS0077
00009269	Project Manager	Cooper,Robert	3/11/2013	F		13	7 101,478.00	1	101,478.00	23,948.81	0300	2003	2003	DS0077
00013043	Project Manager	Ikotun,Solomon	4/28/2008	F		14	3 107,031.00	1	107,031.00	25,259.32	0300	2003	2003	DS0077
00013272	Project Manager	Osborne,Quinn	7/13/2015	F		14	3 107,031.00	1	107,031.00	25,259.32	0300	2003	2003	DS0077
00015242	Project Manager	Rocha,Elena	4/2/1982	F		13	7 101,478.00	1	101,478.00	23,948.81	0300	2003	2003	DS0077
00016654	Project Manager	Miller,Henry	7/13/2015	F		14	5 113,477.00	1	113,477.00	26,780.57	0300	2003	2003	DS0077
00017999	Senior Project Manager	Sayed,Hares M	8/31/1998	F		15	0 137,260.71	1	137,260.71	32,393.53	0300	2003	2003	DS0087
00019777	Project Manager	Goodman,Anthony	3/11/2013	F		13	7 101,478.00	1	101,478.00	23,948.81	0300	2003	2003	DS0077
00024581	Project Manager	Washington,Carole	3/11/2013	F		14	7 119,923.00	0.5	59,961.50	14,150.91	0300	2003	2003	DS0077
00024581	Project Manager	Washington,Carole	3/11/2013	F		14	7 119,923.00	0.5	59,961.50	14,150.91	0300	3000	3080	DS0077
00027986	Project Manager	Douglas,Elvis R	6/9/1986	F		14	5 113,477.00	1	113,477.00	26,780.57	0300	2003	2003	DS0077
00028020	Project Manager	Hargrove,Agvei Osei	5/27/2008	F		14	3 107,031.00	1	107,031.00	25,259.32	0300	2003	2003	DS0077
00046791	Project Manager	Floca,Charles	4/8/2013	F		13	2 87,833.00	1	87,833.00	20,728.59	0300	2003	2003	DS0077
00046793	Project Manager	Simmons,Vanassa	1/13/2014	F		14	6 116,700.00	1	116,700.00	27,541.20	0300	2003	2003	DS0077
00046795	Project Manager	Gomez,Gilberto	4/23/1990	F		13	7 101,478.00	1	101,478.00	23,948.81	0300	2003	2003	DS0077
00048117	Project Manager	Mullen,Cassidy	12/16/2013	F		14	7 119,923.00	1	119,923.00	28,301.83	0300	2003	2003	DS0077
00048122	Sustainability Program Mgr.	Dobelbower,Zach Saul	9/8/2014	F		15	0 116,699.00	1	116,699.00	27,540.96	0300	2003	2003	DS0086
00051025	Project Manager	Astudillo,Pedro	4/26/2010	F		14	4 110,254.00	1	110,254.00	26,019.94	0300	3000	3080	DS0077
00051027	Project Manager	Stewart,Robbie	7/15/2013	F		14	7 119,923.00	1	119,923.00	28,301.83	0300	2003	2003	DS0077
00051083	INDUSTRIAL HYGIENIST	Minton Jr.,Leroy	11/5/1973	F		14	5 104,916.00	0.5	52,458.00	12,380.09	0300	2003	2003	DS0087
00077892	Project Manager	Gopaul,Dwight A	3/19/2000	F		14	5 113,477.00	0.25	28,369.25	6,695.14	0300	2003	2003	DS0077
00077892	Project Manager	Gopaul,Dwight A	3/19/2000	F		14	5 113,477.00	0.5	56,738.50	13,390.29	0300	2003	2003	DS0077
00077892	Project Manager	Gopaul,Dwight A	3/19/2000	F		14	5 113,477.00	0.25	28,369.25	6,695.14	0300	2003	2003	DS0077
00077893	Project Manager	Ertem,Ugur	1/15/2003	F		14	5 113,477.00	0.25	28,369.25	6,695.14	0300	2003	2003	DS0077
00077893	Project Manager	Ertem,Ugur	1/15/2003	F		14	5 113,477.00	0.5	56,738.50	13,390.29	0300	2003	2003	DS0077
00077893	Project Manager	Ertem,Ugur	1/15/2003	F		14	5 113,477.00	0.25	28,369.25	6,695.14	0300	2003	2003	DS0077
00077898	Project Manager	Stewart,Quintin A	6/24/1996	F		13	3 90,562.00	1	90,562.00	21,372.63	0300	2003	2003	DS0077
00077899	Management & Program Analyst	Chin,Michelle Jacqueline	12/12/2004	F		14	5 113,477.00	0.5	56,738.50	13,390.29	0300	2003	2003	DS0077
00077899	Management & Program Analyst	Chin,Michelle Jacqueline	12/12/2004	F		14	5 113,477.00	0.25	28,369.25	6,695.14	0300	2003	2003	DS0077
00077899	Management & Program Analyst	Chin,Michelle Jacqueline	12/12/2004	F		14	5 113,477.00	0.25	28,369.25	6,695.14	0300	2003	2003	DS0077
00077900	Project Manager	Braithwaite,Eupert A	6/11/2001	F		14	2 103,808.00	0.25	25,952.00	6,124.67	0300	2003	2003	DS0077
00077900	Project Manager	Braithwaite,Eupert A	6/11/2001	F		14	2 103,808.00	0.25	25,952.00	6,124.67	0300	2003	2003	DS0077
00077900	Project Manager	Braithwaite,Eupert A	6/11/2001	F		14	2 103,808.00	0.5	51,904.00	12,249.34	0300	2003	2003	DS0077
00077902	Project Manager	Nnoli,Emmanuel C	8/13/2004	F		14	5 113,477.00	0.5	56,738.50	13,390.29	0300	2003	2003	DS0077
00077902	Project Manager	Nnoli,Emmanuel C	8/13/2004	F		14	5 113,477.00	0.25	28,369.25	6,695.14	0300	2003	2003	DS0077
00077902	Project Manager	Nnoli,Emmanuel C	8/13/2004	F		14	5 113,477.00	0.25	28,369.25	6,695.14	0300	2003	2003	DS0077
00077947	Senior Project Manager	Fluelling,Alphonso	8/18/1997	F		15	0 108,742.25	0.25	27,185.56	6,415.79	0300	2003	2003	DS0086
00077947	Senior Project Manager	Fluelling,Alphonso	8/18/1997	F		15	0 108,742.25	0.5	54,371.13	12,831.59	0300	2003	2003	DS0086
00077947	Senior Project Manager	Fluelling,Alphonso	8/18/1997	F		15	0 108,742.25	0.25	27,185.56	6,415.79	0300	2003	2003	DS0086
00078171	Project Manager	Jenkins,Eileen E	2/21/1992	F		13	3 90,562.00	0.25	22,640.50	5,343.16	0300	2003	2003	DS0077
00078171	Project Manager	Jenkins,Eileen E	2/21/1992	F		13	3 90,562.00	0.5	45,281.00	10,686.32	0300	2003	2003	DS0077
00078171	Project Manager	Jenkins,Eileen E	2/21/1992	F		13	3 90,562.00	0.25	22,640.50	5,343.16	0300	2003	2003	DS0077
00078172	Project Manager	Antoine,Dave E	4/19/2004	F		13	4 93,291.00	1	93,291.00	22,016.68	0300	2003	2003	DS0077
00083112	Management Analyst	Edwards,Ronald K	3/29/1977	F		13	2 81,209.00	0.7	56,846.30	13,415.73	0300	2003	2003	DS0087
00083113	General Engineer	Harvell,Victor M	1/5/1987	F		14	2 95,979.00	0.5	47,989.50	11,325.52	0300	2003	2003	DS0087



Dept. of General Services
FY 2016 Position Listing
As of February 12, 2016
PeopleSoft Report Run Date: 2/12/16



Total FTEs 29.7



Dept. of General Services
 FY 2016 Position Listing
 As of February 12, 2016
 PeopleSoft Report Run Date: 2/12/16



Posn Nbr	Title	Name	Hire Date	Vac Stat	Grade	Step	Salary	FTE x Dist %	Salary Based on FTE Distrib	Estimated Fringes @	Appr Year	Fund Code	Prgm Code	Position NTE Dt	Sal Plan
00048124	Project Manager			V	13	1	85,104.00	1	85,104.00	20,084.54	05	0300	2003	2003	DS0077
00078169	Project Manager			V	13	0	85,104.00	0.25	21,276.00	5,021.14	08	0300	2003	2003	DS0077
00078169	Project Manager			V	13	0	85,104.00	0.5	42,552.00	10,042.27	08	0300	2003	2003	DS0077
00078169	Project Manager			V	13	0	85,104.00	0.25	21,276.00	5,021.14	08	0300	2003	2003	DS0077
00078170	Project Manager			V	13	0	85,104.00	0.25	21,276.00	5,021.14	08	0300	2003	2003	DS0077
00078170	Project Manager			V	13	0	85,104.00	0.5	42,552.00	10,042.27	08	0300	2003	2003	DS0077
00078170	Project Manager			V	13	0	85,104.00	0.25	21,276.00	5,021.14	08	0300	2003	2003	DS0077
Total FTEs								3							



Q6 ATTACHMENT -- IT Devices



1	2023758263	Al-alami	Allam
2	2026442554	Bakos	Kirt
3	2028053954	Barksdale	Rufus
4	2025604582	Bonvechio	Jeff
5	2023291759	Byrd	Richard
6	2026573618	Campbell	Stephen
7	2022814668	Clark	Anthony
8	2026577167	Cotten	Gregory
9	2025496143	Cowsert	Derick
10	2028236508	Davis	Spencer
11	2027448299	Dreher	Eric
12	2024132922	Eley	Ricardo
13	2027136842	French	Kyle
14	2027130748	Goss	Michael
15	2028051458	Grant	Leyland
16	2028055233	Greene	Reginald
17	2026507040	Harlan	Reginald
18	2027138904	Haye	William
19	2028236511	Hayes	Forest
20	2027449142	Hoftyzer	Paul
21	2028054410	Jackson	Jody
22	2028053446	Jeter	Antonio
23	2023227214	Jones	Michael
24	2024466979	Kayne	Jonathan
25	2027442584	Kirby	Derrick
26	2027137685	Lattimore	Robin
27	2028050981	Law	Tony
28	2028054507	Lewis	Johnnie
29	2028050968	Lucas	Marcus
30	2028054277	Lumpkin	Gregory
31	2028054570	Mayo	Robin
32	2027130711	Moore	Ashley
33	2028236510	Owens	Latrena
34	2027137117	Pickett	Thomas
35	2027440159	Pitts	Alfred
36	2028021521	Rogers	Mattie
37	2025791573	Ruffin	Cheryl
38	2022716991	Sandsbury	Brenda
39	2027017281	Scott	Heath
40	2026319893	Suggs-Evans	Rosemary
41	2028096511	Swann	Enid
42	2026408067	Teasley	Robin
43	2025790975	Turner	Alyssa

46	2028054093	Walker	Valencia
47	2023299152	Walsh	Kathleen
48	2026742813	Warren	Olivia
49	2026795872	Weaver	Chris
50	2026795872	Weaver	Chris
51	2025036833	Wessel	Williams
52	2023656797	White	Cassandra
53	2027136343	White	Devante
54	2026441266	Williams	Gbolahan
55	2028090536	Wood	James
56	2028055461	Wright	Savitra

2016 DGS Performance Overview- Tablets

44	2027440917	Varre	Jean-Francis	
45	2024312184	Vinson	Wanda	

2016 DGS Performance Overview- Mobile

1	2023596959	Abney	Sandra Ann		37	2027257019	Bellamy	Keon
2	2026795653	Abraham	Paul		38	2022537398	Bellamy	Sandy
3	2023595955	Adams	Alfred		39	2023603746	Bellamy	Gehrie
4	2029978553	Adams	Corliss V.		40	2023451525	Belton	Donald
5	2023593741	Agnew, jr.	John		41	2024385401	Beymum	Alfred
6	2024412027	Al-Alami	Allam		42	2025776805	Bickford	Keith
7	2022640832	Alao	Yinka		43	2023457587	Blaine	Randall
8	2023742644	Ali	Sultan		44	2024387081	Blake	Larry
9	2028216915	Allen	Edwina		45	2026809657	Bohnlein	Daniel
10	2023597284	Alston	Earl		46	2024976050	Bonner	Yolanda
11	2024371211	Anderson	Michael		47	2022864992	Bonvechio	Jeff
12	2024383887	Anderson	Eric		48	2024383598	Bostick	Garey
13	2026797329	Anderson-McCain	Delois		49	2402162305	Bowman-Dean	Emogene
14	2402162323	Andrews	Albert		50	2024387437	Bradley	Carnal
15	2028233031	Andrews	Monica		51	2024388685	Bradley	Dewey
16	2023450767	Antoine	Dave		52	2023599383	Brady	Jeffery
17	2025289728	Arevalo	Alba		53	2023596935	Braithwaite	Eupert
18	2024399060	Artis	Charles		54	2022074436	Brooking	Thomas
19	2023692260	Ashford	Gene		55	2024399109	Broom	Karl
20	2022531345	Astudillo	Pedro		56	2022585006	Brown	Timothy
21	2027440529	Bachman	Lawrence		57	2024093598	Brown	Aaron
22	2023596639	Bader	Mohamed		58	2024947512	Brown	Brianna
23	2022365359	Bagai	Satish		59	2027258500	Brown	Melvin
24	2023450591	Bailey	Michael		60	2027696913	Brown	Richard
25	2023591139	Bailey	Archie		61	2028704847	Brown	Joseph
26	2023595441	Bailey	Sylvester		62	2025792621	brown	Valerie
27	2026791604	Bailey	Leroy		63	2027130035	Brown	Melvin
28	2022860407	Bakos	Kirt		64	2024375837	Bryant	Gregory
29	2023594748	Ballinger	Devonne		65	2024377945	Burnett	Michael
30	2028095871	barbusin	John		66	2027169846	Burns	Keia
31	2023451537	barksdale	Rufus		67	2022851721	Bush	Bernice
32	2025386602	Barksdale	Robert		68	2023457311	Butler	Carl
33	2402162356	Barnes	Willie		69	2023552638	Bynum	Ronald
34	2024374522	Barr	Cleveland		70	2025389846	Byrd	Richard
35	2024099864	Bates	Wallace		71	2023594423	Calhoun	Dylan
36	2024218623	Beale	Haywood		72	2023590765	Campbell	Ronald

2016 DGS Performance Overview- Mobile

73	2024972133	Campbell	Tony	110	2026043203	Dobelbower	Zach
74	2022532080	Campbell	Stephen	111	2029979946	Douglas	Elvis
75	2024898436	Capies	Larry	112	2022074367	Dowell	Paul
76	2023693228	Carlos	David	113	2023597427	Drayton	Larry
77	2024385227	Carter	Darlene	114	2024383339	Dreher	Eric
78	2024397853	Carter	Jameelah	115	2024375771	Edwards	TC
79	2022365084	Chambers	Mark	116	2024398094	Edwards	Ronald
80	2022074383	Chandler	Solomon	117	2022586337	Eggleston	Henry
81	2023593362	Chin	Michelle	118	2024386535	Eley	Ricardo
82	2024943991	Clark	Anthony	119	2023693220	Epps	Kenneth
83	2026894275	Cobb	Yvette	120	2024971094	Ertem	Ugur
84	2025289778	Cockrell	Bobby	121	2402162328	Evans	Micheal
85	2023596410	Cole	Samuel	122	2023459890	Farmer	Dwayne
86	2024971886	Collier	Anthony	123	2024397845	Faucette	William
87	2024092358	Collins	Martin	124	2024076832	Finney	Perry
88	2023452404	Cooper	Robert	125	2023452032	Fleming	Phillip
89	2023594904	Coreas	Edgar	126	2024383891	Fletcher	Walter
90	2022307056	Cotten	Gregory	127	2026794898	Fletcher	Lacharn
91	2024385406	Covington	Vander	128	2028704839	Floca	Charles
92	2025496143	Cowsert	Derick	129	2023592353	Fluelling	Alphonso
93	2023692570	Cox	Gerald	130	2023692849	Ford	John
94	2022074947	Craven	John	131	2023694712	Fortune	Anthony
95	2024398191	Crist	Charles	132	2023911267	Foster	Lawrence
96	2022074997	Crosby	Douglas	133	2026047202	Foster	Marian
97	2029031354	Cuffey	Katrina	134	2026793284	Francis	Jeanelle
98	2024373933	Culler	Derrick	135	2024947506	French	Kyle
99	2026899115	Cumbay	Alex	136	2025285515	Friend	Towanna
100	2023590703	Currie	Kim	137	2026796051	Fuller	Ebony
101	2023456538	Cyrus	Ralph	138	2022074365	Gale	Darryl
102	2023293600	Davis	Spencer	139	2402162360	Gantt	Malcolm
103	2023693239	Davis	Randolph	140	2028704851	Garay	Vikkie
104	2402162320	Davis	Wesley	141	2402162309	Garmany	Darnell
105	2022463911	Dawson	Allen	142	2023160539	Gasaway	Howard
106	2023693201	Delarosa	Bienvenido	143	2024099863	Gassama	Alhaji
107	2024972493	Dickerson	Arthur	144	2402162333	Gavie	Ben
108	2025809361	Diggs	Kenneth	145	2026795011	Gheitu	Leila
109	2023692483	Dixon	Derrick	146	2024375937	Gibson	Richard

2016 DGS Performance Overview- Mobile

147	2022364165	Gibson	Glen	184	2025792623	Hatchel-Thomas	Tanya
148	2026041736	Gingold	Beth	185	2022461849	Hathaway	Sean
149	2026794230	Givens	Donna	186	2022819618	Hawkins	Daphne
150	2023805924	Godwin	Gregory	187	2024378042	Haye	William
151	2025289730	Goldring	Melvin	188	2025273416	Hayes	Forest
152	2027474495	Gomez	Gilberto	189	2024376095	Hazell	Anthony
153	2026175609	Gonzalez	Donny	190	2023457051	Height	Vincent
154	2025798159	Goodman	Tony	191	2025270545	Henderson	Robin
155	2023592058	Gopaul	Dwight	192	2023206086	Hoftyzer	Paul
156	2024374435	Gordon	Robert	193	2026749476	Holland	Lawrence
157	2027696297	Goss	Michael	194	2022583816	Hollman	Lon-Ell
158	2023593315	Graham	Brindel	195	2024375286	Holmes	Justin
159	2023594624	Graham	Jeffrey	196	2024385402	Holmes	Derrick
160	2024091369	Granados	Walter	197	2027137202	Holmes	Justin
161	2024399121	Grant	Leyland	198	2024231694	Hong	Laurent
162	2025284172	Grant	Michael	199	2023594749	Hoover	Lolita
163	2025100151	Gray	Kim	200	2023595659	Horn	Donald
164	2024392583	Green	Donna	201	2024971959	Houston	Eric
165	2022531746	Greene	Reginald	202	2402162339	Hubbard	Reginald
166	2024371165	Greene	Reginald	203	2028706794	Hubbard	Karen
167	2024371772	Greene	Reginald	204	2023594358	Hudson	Dewayne
168	2024371917	Greene	Reginald	205	2024381370	Hudson	Danny
169	2025778385	Greene	Andre	206	2024388289	Hudson	Gregory
170	2023656643	Hampton	Raphiel	207	2024374596	Hunter	Sandra
171	2023603728	Hargrove	Agyei	208	2026894123	Iglesias	Christopher
172	2024223647	Harlan	Reginald	209	2022537014	Ikotun	Solomon
173	2022865770	Harris	John	210	2024099695	Isaac	Eugene
174	2024380992	Harris	Ron	211	2402162337	Isbell	Derrick
175	2024383011	Harris	Johnnyrhette	212	2026795861	Israel	Brian
176	2024385405	Harris	Kirk	213	2022537244	Jackson	Richard
177	2022369714	Harris	Martin	214	2022586186	Jackson	Phillip
178	2023798951	Harris	Magdalene	215	2023309647	Jackson	Charles
179	2028217394	Harris	Eric	216	2023595203	Jackson	James t.
180	2023864508	Harrison	Anthony	217	2023596159	Jackson	Jody
181	2402162340	Hart, jr.	James Francis	218	2026797545	Jackson	Shannon
182	2023301893	Hartman	Ray	219	2022365765	Jackson	Diana
183	2024971884	Harvell	Victor	220	2027311605	James	Bobby

2016 DGS Performance Overview- Mobile

221	2024863566	Jarvis	Louis	258	2027696376	Lee	Chiquita
222	2025792624	Jenkins	Ruth	259	2023301875	Leo	Craig
223	2023459312	Jenkins	Eileen	260	2023693159	Lewis	Johnnie
224	2025777868	Jenkins	Ruth	261	2024387649	Lewis	Saul
225	2025732577	Jennings	Jeff	262	2027010618	Lewis	Louise
226	2024464132	Jeter	Antonio	263	2402162353	Lewis	Alonzo
227	2023594281	Jeter jr.	Perry ozell	264	2028219522	Lindsey	Doretha
228	2022587548	Johnson	David	265	2023596425	Link	Sean
229	2023459654	Johnson	Elzia	266	2024973129	Little	Melvin
230	2024385397	Johnson	Essney	267	2023158513	Lofty	Garry
231	2024456159	Johnson	Eric	268	2023591929	Lowe	Ronnie
232	2024386538	Johnston	Jafar	269	2023592278	Lucas	Vondell
233	2023208342	Jones	Michael	270	2024946973	Lucas	Marcus
234	2023227214	Jones	Michael	271	2025778364	Lumpkin	Greg
235	2023596067	Jones	Willie	272	2023593068	Lynn	Dannen
236	2023596694	jones	Tawanna	273	2024259753	Maccarthy	Sean
237	2024372500	Jones	Darrell	274	2023654508	Mack	Maurice
238	2028216516	Jones	Dwight	275	2023911733	Mahoney	Alvin
239	2028708665	Jones	Carolyn	276	2024973324	Makins	Pedro
240	2025275107	Jough	Katherine	277	2402162302	Mance	Tamara Ferguson
241	2024374784	Judd	Rufus	278	2029974983	Marby	Michael
242	2024397250	Karamoko	Lawrence	279	2028346417	Marchiori	Massimo
243	2025035512	Kayne	Jonathan	280	2026894031	Margeson	Barry
244	2022715864	Keys	Charles	281	2402162299	Marin	Hugo
245	2023595625	Killian	Brian	282	2024385119	Marsh	William
246	2022586840	King	Robert	283	2025283874	Marshall	James
247	2024974247	King, jr.	James	284	2024918632	Martin	Bennie
248	2026417878	Kintu	David	285	2023603865	Matos	Miguel
249	2029044583	Kirby	Derrick	286	2025386604	Mattocks	Frankie
250	2023864372	Lacy	Bobby	287	2028215825	Maxwell	Lloyd
251	2026571828	Ladson	Valerie	288	2023595447	May	Preston
252	2022716866	Lancaster	James	289	2024388695	May	Joe Lewis
253	2024464235	Lancaster	Robert	290	2028704850	May	Carissa
254	2024384663	Lattimore	Robin	291	2024398268	Mayo	Robin
255	2024940856	Lattimore	Ronnell	292	2025778507	McCrae	Johnetta
256	2024199623	Law	Tony	293	2402162355	Mccray	George
257	2024387220	Lawrence	Paul	294	2402162342	McCullough	George

2016 DGS Performance Overview- Mobile

295	2022074129	McDougall	Orson	332	2025607737	Myska	Paul
296	2024387250	Mcfadden	Tony	333	2023451564	Nelson	Benjamin
297	2024090314	Mcfarland	Jerome	334	2023592216	Nelson	Harold
298	2024397854	Mckenzie	Kevin	335	2023450593	Nnoli	Emmanuel
299	2023595460	Mckey	Rashaad	336	2024139138	Norris	Alicia
300	2024091376	McKie	Charlie	337	2023452861	Nsabimana	Trinitas
301	2023217622	Mcknight	Lawrence	338	2024397844	Nugent	Wade
302	2027474212	McPayten	Christine	339	2026894509	Ogunshakin	Edson
303	2023596201	McRavin	Albert	340	2023592279	Oliphant	Victor
304	2028411272	Medley	Robert	341	2023167169	Osborne	Quinn
305	2024099588	Melendez	Jose	342	2023734191	Owens	Latrena
306	2026796712	Mickles	Dearrin	343	2023594937	Parker	George
307	2023453385	Milam	Ronnie	344	2024383895	Parra	Rose
308	2024222031	Millar	Melissa	345	2024464166	Payne	Craig
309	2023592245	Miller	Leroy	346	2024234333	Payton	Leroy
310	2023595440	Miller	Reginald	347	2022810433	Payton	Regina
311	2024387930	Miller	Eric	348	2402162301	Pearson	Edward
312	2402162317	Miller	Henry	349	2023693203	Pegram	Reginald
313	2022074517	Mills	James	350	2028219523	Penny	Miriam
314	2024974512	Mims Sr.	Larry	351	2023691195	Perez	Carlos
315	2023593868	Minor	Antoine	352	2023227710	Perrier	Sylvester
316	2026809396	Minor	Gregory	353	2402162338	Perrier	Vincent
317	2024389097	Minton	Leroy	354	2024375151	Peterbark	Martina
318	2027696891	Mitchell	Tara	355	2024389466	Peters	Anthony
319	2023161018	Monroe	Lloyd	356	2027356686	Petry	Colin
320	2026699346	Moore	Ashley	357	2023732728	Pickett	Thomas
321	2022587681	Morgan	Corey	358	2025201097	Pitts	Alfred
322	2022534149	Morose	Ludens	359	2024383102	Pointer	Donnell
323	2024371781	Morris	Edward	360	2024390154	Pointer	Charles
324	2024412432	Morris	Lottie	361	2027315306	Ponds	Sheryl
325	2022074403	Morrison	Gordon	362	2023597350	Powell	Willis
326	2022717361	Morton	Tyrone	363	2024090805	Powell	Ronald
327	2024375539	Mosley	Joseph	364	2024387155	Pressley	Richard
328	2027696791	Mullen	Cassidy	365	2029979017	Pressley	Darrell
329	2024376518	Murphy	Richard O	366	2023596436	Proctor	James
330	2025702232	Mustafaa	Khalid	367	2029974438	Proctor	Tonia
331	2023554436	Myles	Maurice	368	2024972176	Ramos	Maurice

2016 DGS Performance Overview- Mobile

369	2026790019	Redmond	Dwayne	406	2025578175	Sherrod	Wanda
370	2023309750	Reed	Carl	407	2027356888	Simmons	Vanassa
371	2029974732	Rhem	Theodore	408	2402162304	Simmons	Vincent
372	2023698281	Rice	Robert	409	2023593591	Simms	Richard
373	2023458543	Richards	Alfred	410	2022586598	Simpson	Tonie
374	2023594680	Ridley	Marsha	411	2023598821	Sims	Wayne T
375	2026588163	Riley	Susan	412	2024399054	Sines	Thomas
376	2024093836	Robertson	Latonya	413	2024655530	Singh	Amar
377	2027256935	Robertson	Tammy	414	2022074905	Smith	Larry
378	2029974986	Rocha	Elena	415	2022152130	Smith	Michael
379	2026416354	Rockett	Clarence	416	2023590404	Smith	Damon
380	2027443282	Rogers	Mattie	417	2023693278	Smith	Justin
381	2023596396	Rose	Leroy	418	2024383893	Smith	Jimmie C
382	2023596207	Roy	John	419	2024971892	Smith	Willie
383	2024099694	Roy	Mark	420	2402162347	Smith	Anthony
384	2022586328	Rucker	Maurice	421	2023592494	smith	George
385	2023591873	Rucker	Gary	422	2024381913	Snowden	Lionel
386	2024090771	Rucker	Amanda	423	2023228551	Sockwell	Jason
387	2024976236	Ruffin	Cheryl	424	2023596180	Solomon	Gloria
388	2023162238	Ruth	Ray	425	2025703769	Speikes	Jeremy
389	2022771306	Rutherford	Anthony	426	2024311195	Stanley	Jackie
390	2023295441	Sabbakhan	Camille	427	2024383192	Starke	Stephon
391	2023083715	Saint-Surin	Farrah	428	2024090225	Stewart	Quintin
392	2028530178	Sandoval	Carlos	429	2024384717	Stewart	Gary
393	2028055050	Sansbury	Brenda	430	2027356857	Stewart	Robbie
394	2022714435	Santos	Jose	431	2024374393	Streete	Arthur
395	2023590702	Saunders	Robert	432	2024382380	Suggs	Taiyon
396	2023590718	Saunders	Joseph	433	2024941946	Suggs-Evans	Rosemary
397	2027442074	Saunders	Robert	434	2022585786	Summers	Alvin
398	2028416269	Sayed	Hares	435	2024388287	Swann	Enid
399	2022587387	Scott	Stephen	436	2024376931	Sykes	Christopher
400	2023301927	Scott	Heath	437	2023451548	Taylor	Charles
401	2023309670	Scott-Dunson	Faith	438	2024386098	Teasley	Robin
402	2023065785	Seabrooks	Robert	439	2023593332	Thomas	Andre
403	2027013158	Sharpe	Franklin	440	2023596778	Thomas	Kenneth
404	2026799106	Shatzer	Michael	441	2024374533	Thomas	Alonzo
405	2402162313	Shaw	Sheila	442	2023450968	Thompson	Andre

2016 DGS Performance Overview- Mobile

443	2023597670	Thompson	Derrick	480	2028219517	White	Devante
444	2024385410	Thompson	James	481	2023068314	White	Cassandra
445	2024231334	Thorpe	Darnell	482	2023738651	Whitefield	Tyrone
446	2023451572	Thorton	Benjamin	483	2026797347	Whitehead	Willie
447	2023595442	Thweatt	Michael	484	2023227224	Williams	Timothy
448	2024099697	Tillman	Tammy	485	2023911849	Williams	Phillip
449	2024399061	Tobin	Randolph	486	2024388323	Williams	Benny
450	2024387206	Tolson	James	487	2024397843	Williams	Gregory
451	2024389690	Tolson	Tama	488	2024971508	Williams	Arthur
452	2402162335	Toon	Yolanda	489	2024971765	Williams	Bruce
453	2023450590	Trinh	Nhat-nguyen	490	2024989850	Williams	Lawrence
454	2024387064	Tucker	Walter	491	2025100149	Williams	Lionel
455	2023451520	Turner	Theodore	492	2026799806	Williams	Leroy
456	2023595448	Turner	Wayne	493	2029055012	Williams	Arleen
457	2028414474	Turner	Alyssa	494	2022957047	Williams	Gbolahan
458	2023607207	Udejiofor	Ikenna	495	2024099762	Wilson	Robert
459	2024418932	Varre	Jean-Francis	496	2024974337	Wilson	Ronald
460	2024971985	Vernon	James	497	2022074084	Wimple	Timothy
461	2028218060	Vest	Michael	498	2023094615	Wong	Henry
462	2023064172	Vinson	Wanda	499	2024199307	Wood	James
463	2024944639	Voght	Stover	500	2024097368	Woodard	Danny
464	2023453886	Walker	Valencia	501	2024976224	Wray	Kenneth
465	2023594924	Walsh	Kathleen	502	2023590533	Wright	Savitra
466	2023603748	Ward	Charleen	503	2024973196	Young	Jimmie
467	2025289824	Warner	John	504			
468	2025703128	Warren	Olivia	505			
469	2022074736	Washington	Calvin	506			
470	2023164118	Washington	Tyrone	507			
471	2023454875	Washington	Chaunice	508			
472	2024974335	Washington	Thomas	509			
473	2025578486	Washington	Carole	510			
474	2026799523	Washington, Jr.	Edward	511			
475	2023864459	Watkins Jr.	David	512			
476	2026170702	Weaver	Chris	513			
477	2024387469	Welch	Ricardo	514			
478	2023083511	Wessel	William	515			
479	2024466185	White	Carey	516			

2024456405	Killian	Brian
------------	---------	-------



Dept. of General Services
FY 2015 and FY 2016 Total Overtime Expenditures
By Program
Report Run Date: February 1, 2016



Program	FY 2015	FY 2016 YTD (As of February 1, 2016)
Agency Mgt.	\$ 20,399.01	\$ 14,222.66
Asset Mgt.	-	-
Facility Operations	4,025,141.19	1,426,230.37
Protective Services	924,458.92	249,894.94
Construction Services	-	350.54
Contracting & Procurement	6,733.95	2,252.70
Energy - Centrally Managed	-	-
Rent-In-Lease	-	-
Payroll Default	-	-
Total	\$ 4,976,733.07	\$ 1,692,951.21



Dept. of General Services
FY 2014 and FY 2015 Overtime Expenditures
By Program
Report Run Date: February 2, 2015



Program	FY 2014	FY 2015 YTD (As of February 2, 2015)
Agency Mgt.	\$ 20,135.22	\$ 12,838.80
Asset Mgt.	561.98	-
Facility Operations	2,191,501.86	617,738.30
Protective Services	856,454.05	304,672.36
Construction Services	-	-
Contracting & Procurement	19,538.14	2,335.95
Energy - Centrally Managed	-	-
Rent-In-Lease	-	-
Payroll Default	-	-
Total	\$ 3,088,191.25	\$ 937,585.41

Q6 ATTACHMENT -- Vehicles

Department of General Service
 Logistics Unit
 FY'2016
 Vehicle Inventory List



License #	Year	Make	Model	Division Assigned	UNIT	Assigned Driver	Manager	Ownership Status
DC 0033	1992	Ford	F-350	Facilities	Maintenance	Multi-driver	Charles Artis	Owned
DC 0446	2001	Ford	F-250 Utility Truck	Facilities	Grounds	Maurice Myles	Anthony Peters	Owned
DC 0457	2001	Chevrolet	Astro Van	Facilities	Postal	Morgan Norris	Reginald Greene	Owned
DC 0482	2001	Ford	Utility Truck	Facilities	Maintenance	Eric Johnson	Charles Artis	Owned
DC 0483	2001	Ford	Utility truck	Facilities	Maintenance	Stephen Scott	Charles Artis	Owned
DC 0548	2001	Ford	Taurus	Facilities	Municipal	Melvin Brown	Lawrence Williams	Owned
DC 0549	2001	Ford	Taurus	Facilities	Public Safety	Lawrence Williams	Donny Gonzalez	Owned
DC 0608	2001	Dodge	Cargo Van	Facilities	Maintenance	Miguel Matos	Charles Artis	Owned
DC 0609	2001	Dodge	Cargo Van	Facilities	Maintenance	Michael Bailey	Charles Artis	Owned
DC 0823	2002	Chevrolet	Crew Cab	Facilities	Grounds	Multi-driver	Anthony Peters	Owned
DC 0825	2002	Chevrolet	Crew Cab	Facilities	Grounds	Daniel Woodward	Anthony Peters	Owned
DC 0893	2001	Ford	Utility truck	Facilities	Maintenance	Timothy Brown	Charles Artis	Owned
DC 0916	2002	Chevrolet	Bucket Truck	Facilities	Maintenance	CDL Driver	Charles Artis	Owned
DC 0963	2001	Dodge	Cargo Van	Facilities	Maintenance	Multi-driver	Charles Artis	Owned
DC 10051	2004	Chevrolet	Silverado Trk	Facilities	Grounds	Kevin McKenzie	Anthony Peters	Owned
DC 10052	2004	Chevrolet	Silverado Trk	Facilities	Grounds	George McCullough	Anthony Peters	Owned
DC 10053	1993	Ford	Ranger Trk	Facilities	Maintenance	Felix Stevenson	Charles Artis	Owned
DC 10054	2004	Chevrolet	Silverado Trk	Facilities	Grounds	Sylvester Bailey	Anthony Peters	Owned
DC 10055	2004	Chevrolet	Silverado Trk	Facilities	Grounds	Leroy Rose	Anthony Peters	Owned
DC 10056	2004	Chevrolet	Silverado Trk	Facilities	Grounds	Larry Smith	Anthony Peters	Owned
DC 10073	2013	Ford	E350 Cargo Van	Facilities	Maintenance	Robert Gordon	Charles Artis	Leased
DC 10074	2013	Ford	E350 Cargo Van	Facilities	Maintenance	Multi-driver	Charles Artis	Leased
DC 10075	2013	Ford	E350 Cargo Van	Facilities	Maintenance	Anthony Harrison	Charles Artis	Leased
DC 10076	2013	Ford	E350 Cargo Van	Facilities	Maintenance	Multi-driver	Charles Artis	Leased
DC 10077	2013	Ford	E350 Cargo Van	Facilities	Maintenance	James Jackson	Charles Artis	Leased
DC 10078	2013	Ford	E350 Cargo Van	Facilities	Maintenance	James Vernon	Charles Artis	Leased
DC 10079	2013	Ford	E350 Cargo Van	Facilities	Maintenance	Yolanda Roach	Charles Artis	Leased
DC 10080	2013	Ford	E350 Cargo Van	Facilities	Maintenance	Multi-driver	Charles Artis	Leased
DC 10081	2013	Ford	E350 Cargo Van	Facilities	Maintenance	Multi-driver	Charles Artis	Leased
DC 10082	2013	Ford	E350 Cargo Van	Facilities	Maintenance	Grant	Charles Artis	Leased
DC 10087	2013	Dodge	Caravan	Admin Support	Communications	Multi-driver	Kenneth Diggs	Leased
DC 1010	2002	Ford	Economize	Facilities	Operations	Ronald Harris	Alhaji Gassama	Owned
DC 10122	2008	Ford	F250 Trk	Facilities	Grounds	Arthur Williams	Anthony Peters	Owned
DC 10123	2008	Ford	F250 Trk	Facilities	Grounds	Ronnie Hill	Anthony Peters	Owned
DC 10124	2008	Ford	F250 Trk	Facilities	Operations	Louis Jarvis	Ahaji Gassama	Owned
DC 10125	2008	Ford	F250 Trk	Facilities	Grounds	Darryl Gale	Anthony Peters	Owned
DC 10126	2013	Dodge	Caravan	Facilities	Contract Services	James Wood	Donny Gonzalez	Leased
DC 10322	2008	Chevrolet	Express Van	Facilities	Maintenance	J. Tolson	Charles Artis	Owned
DC 10323	2007	Dodge	Dakota Trk	Facilities	Maintenance	Multi-driver	Charles Artis	Owned
DC 10324	2009	Chevrolet	Stakebody Truck	Facilities	Grounds	Multi-driver	Anthony Peters	Owned
DC 10325	2007	Ford	E150 Cargo Van	Facilities	Maintenance	Dylan Calhoun	Charles Artis	Owned
DC 10326	2008	Ford	F250 Trk	Facilities	Operations	Calvin Washington	Ahaji Gassama	Owned
DC 10327	2008	Ford	F250 Trk	Facilities	Maintenance	W. Marsh	Charles Artis	Owned
DC 10328	2008	Ford	F250 Trk	Facilities	Maintenance	Charles Taylor	Charles Artis	Owned
DC 10329	2008	Ford	F250 Trk	Facilities	Maintenance	Mohammad Bader	Charles Artis	Owned

DC 10330	2008	Ford	F250 Trk	Facilities	Grounds	Douglas Crosby	Anthony Peters	Owned
DC 10331	2008	Ford	F250 Trk	Facilities	Maintenance	Carnal Bradley	Charles Artis	Owned
DC 10589	2014	Toyota	Corolla	PSD	PSD	Administration	Louise Lewis	Owned
DC 10590	2014	Toyota	Corolla	PSD	PSD	Administration	Louise Lewis	Owned
DC 10624	2014	Chevrolet	15 Passenger Van	PSD	PSD	Administration	Louise Lewis	Owned
DC 10836	2001	Ford	Taurus	Facilities	Area Managers	Melvin Brown	Lawrence Williams	Owned
DC 10837	2001	Ford	Economize	Facilities	Maintenance	Mark Roy	Charles Artis	Owned
DC 11174	2002	Chrysler	Sebring	Facilities	Public Safety	Valencia Walker	Lawrence Williams	Owned
DC 1136	2002	Dodge	Caravan	Facilities	Maintenance	Devonne Ballinger	Charles Artis	Owned
DC 1137	2002	Dodge	Caravan	Facilities	Maintenance	Aaron Brown	Charles Artis	Owned
DC 1191	2002	Ford	Taurus	Facilities	Area Managers	William Haye	Lawrence Williams	Owned
DC 1210	2002	Ford	E-350	Facilities	Maintenance	Phillip Fleming	Charles Artis	Owned
DC 1211	2002	Ford	E-350	Facilities	Maintenance	Richard Murphy	Charles Artis	Owned
DC 1212	2002	Ford	E-350	Facilities	Maintenance	James Proctor	Charles Artis	Owned
DC 1213	2002	Ford	E-350	Facilities	Maintenance	Solomn Chandler	Charles Artis	Owned
DC 1214	2002	Ford	E-350	Facilities	Maintenance	Dewey Bradley	Charles Artis	Owned
DC 1215	2002	Ford	E-350 - Utility Van	Facilities	Maintenance	Leroy Miller	Charles Artis	Owned
DC 1216	2002	Ford	E-350 - Utility Van	Facilities	Municipal	Stephen Starke	Lawrence Williams	Owned
DC 1217	2002	Ford	E-350 - Utility Van	Facilities	Maintenance	Pressley	Charles Artis	Owned
DC 1218	2002	Ford	E-350 - Utility Van	Facilities	Maintenance	Melvin Little	Charles Artis	Owned
DC 1219	2002	Ford	E-350 - Utility Van	Facilities	Maintenance	Derrick Thompson	Charles Artis	Owned
DC 1337	2002	Ford	Taurus	Facilities	Area Managers	Marcus Lucas	Spencer Davis	Owned
DC 1726	2002	Chevrolet	Step Van	Facilities	Maintenance	Gary Stewart	Charles Artis	Owned
DC 1727	2002	Chevrolet	Step Van	Facilities	Maintenance	Darrell Jones	Charles Artis	Owned
DC 2340	2003	International	Stakebody Truck	Facilities	Maintenance	Alfred Beynum	Charles Artis	Owned
DC 2694	2004	Chevrolet	Silverado Trk	Facilities	Grounds	Larry Smith	Anthony Peters	Owned
DC 4005	2006	Chevrolet	Silvera Hybrid	Facilities	Maintenance	Andre Thompson	Charles Artis	Owned
DC 4331	2005	International	Trailer	Facilities	Maintenance	Multi-driver	Charles Artis	Owned
DC 4751	2001	Ford	Taurus	Facilities	Area Managers	Multi-driver	Lawrence Williams	Owned
DC 4923	2003	International	Stakebody Truck	Facilities	Grounds	CDL Driver	Anthony Peters	Owned
DC 5529	2008	Chevrolet	Impala	PSD	PSD	Patrol Ops	Louise Lewis	Owned
DC 5531	2008	Chevrolet	Impala	PSD	PSD	Patrol Ops	Louise Lewis	Owned
DC 5532	2008	Chevrolet	Impala	PSD	PSD	Patrol Ops	Louise Lewis	Owned
DC 5533	2008	Chevrolet	Impala	PSD	PSD	Investigations	Louise Lewis	Owned
DC 5534	2008	Chevrolet	Impala	PSD	PSD	Commander Eric Gair	Louise Lewis	Owned
DC 5535	2008	Chevrolet	Impala	PSD	PSD	Investigations	Louise Lewis	Owned
DC 5536	2008	Chevrolet	Impala	PSD	PSD	Patrol Ops	Louise Lewis	Owned
DC 5537	2008	Chevrolet	Impala	PSD	PSD	Commander James Pr	Louise Lewis	Owned
DC 5538	2008	Chevrolet	Impala	PSD	PSD	Commander Parker	Louise Lewis	Owned
DC 5910	2006	Ford	E-350	Facilities	Municipal	Multi-driver	Lawrence Williams	Owned
DC 6285	2004	Ford	F550	Facilities	Maintenance	Multi-driver	Charles Artis	Owned
DC 6516	2008	Chevrolet	Impala	PSD	PSD	Commander Collins	Louise Lewis	Owned
DC 6517	2008	Chevrolet	Impala	PSD	PSD	Administration	Louise Lewis	Owned
DC 6519	2008	Chevrolet	Impala	PSD	PSD	SSB	Louise Lewis	Owned
DC 6543	2008	Chevrolet	Impala	PSD	PSD	Deputy Chief Heath S	Anthony Fortune	Owned
DC 6679	2009	Dodge	Ram 1500	Facilities	Maintenance	Dewayne Hudson	Charles Artis	Owned
DC 6681	2009	Dodge	1500	Facilities	Grounds	Victor Johnson	Anthony Peters	Owned
DC 6908	2011	Chevrolet	Impala	PSD	PSD	Asst. Chief Stephen W	Anthony Fortune	Owned
DC 6909	2011	Chevrolet	Impala	PSD	PSD	Patrol Ops	Louise Lewis	Owned
DC 6910	2011	Chevrolet	Impala	PSD	PSD	Patrol Ops	Louise Lewis	Owned
DC 6911	2011	Chevrolet	Impala	PSD	PSD	D/C Pietra	Louise Lewis	Owned
DC 6913	2011	Chevrolet	Impala	PSD	PSD	Captain	Louise Lewis	Owned
DC 6914	2011	Chevrolet	Impala	PSD	PSD	Patrol Ops	Louise Lewis	Owned

DC 6915	2011	Chevrolet	Impala	PSD	PSD	Patrol Ops	Louise Lewis	Owned
DC 6916	2011	Chevrolet	Impala	PSD	PSD	Patrol Ops	Louise Lewis	Owned
DC 6917	2011	Chevrolet	Impala	PSD	PSD	Patrol Ops	Louise Lewis	Owned
DC 7051	2008	Chevrolet	Impala Sedan	Logistics	Fleet	Pool Vehicle	Faith Scott-Dunson	Owned
DC 7075	2008	Dodge	Caravan Van	Facilities	Building Mgmt.	Mail Room	Reginald Greene	Owned
DC 7319	2009	Chevrolet	2500 Truck	Facilities	Grounds	Multi-driver	Anthony Peters	Owned
DC 7320	2009	Chevrolet	2500 Truck	Facilities	Maintenance	Alvin Summers	Charles Artis	Owned
DC 7644	2009	Ford	F-550	Facilities	Grounds	Darnell Garmany	Anthony Peters	Owned
DC 7900	2010	Ford	Explorer	Facilities	Maintenance	Spencer Davis	Chris Weaver	Owned
DC 7932	2010	Dodge	Caravan SE	Facilities	Postal	Tyron Young	Reginald Greene	Owned
DC 8166	2001	Chevrolet	Silverado LS	Facilities	Municipal	Randolph Tobin	Lawrence Williams	Owned
DC 8433	2012	Chevrolet	Silverado	Facilities	Grounds	Jafar Johnston	Anthony Peters	Owned
DC 8618	2001	Ford	Taurus	Facilities	Public Safety	Antonio Jeter	Lawrence Williams	Owned
DC 8836	2014	Dodge	Caravan	PSD	PSD	Administration	Louise Lewis	Owned
DC 9356	2013	Chevrolet	Silverado	Facilities	Operations	Wayne Simms	Ahaji Gassama	Leased
DC 9357	2013	Chevrolet	Silverado	Facilities	Housekeeping	Multi-driver	Anthony Peters	Leased
DC 9359	2013	Chevrolet	Silverado	Facilities	Housekeeping	Multi-driver	Anthony Peters	Leased
DC 9360	2013	Chevrolet	Silverado	Facilities	Grounds	Multi-driver	Anthony Peters	Leased
DC 9361	2013	Chevrolet	Silverado	Facilities	Maintenance	Charles Artis	Alyssa Yurner	Leased
DC 9362	2013	Chevrolet	Silverado	Facilities	Housekeeping	Multi-driver	Anthony Peters	Leased
DC 9363	2013	Chevrolet	Silverado	Facilities	Grounds	Ricardo Welch	Anthony Peters	Leased
DC 9364	2013	Chevrolet	Silverado	Facilities	Operations	Yolanda Toon	Ahaji Gassama	Leased
DC 9402	2013	Toyota	Corolla	Facilities	Safety	Multi-driver	Ricardo Eley	Leased
DC 9403	2013	Toyota	Corolla	Facilities	Safety	Multi-driver	Ricardo Eley	Leased
DC 9407	2013	Toyota	Corolla	Office of Direct	Office of Director	Multi-driver	Anthony Clark	Leased
DC 9408	2013	Toyota	Corolla	Captial Constr	Construction	Jeff Bonvechio	Chris Weaver	Leased
DC 9409	2013	Chevrolet	Silverado	Facilities	Housekeeping	Multi-driver	Anthony Peters	Leased
DC 9412	2013	Chevrolet	Silverado	Facilities	Housekeeping	Multi-driver	Anthony Peters	Leased
DC 9413	2013	Chevrolet	Silverado	Facilities	Maintenance	Danny Hudson	Charles Artis	Leased
DC 9414	2013	Chevrolet	Silverado	Facilities	Maintenance	Multi-driver	Charles Artis	Leased
DC 9415	2013	Chevrolet	Silverado	Facilities	Operations	Multi-driver	Ahaji Gassama	Leased
DC 9416	2013	Chevrolet	Silverado	Facilities	Maintenance	Multi-driver	Charles Artis	Leased
DC 9417	2013	Chevrolet	Silverado	Facilities	Maintenance	Wesley Davis	Charles Artis	Leased
DC 9418	2013	Chevrolet	Silverado	Facilities	Maintenance	Tony Campbell	Charles Artis	Leased
DC 9524	2012	Chevrolet	Colorado	Facilities	Facilities	Donny Gonzalez	Spencer Davis	Owned
DC 9525	2012	Dodge	Ram 1500	Facilities	Area Managers	Devante White	Reginald Greene	Owned
DC 9526	2012	Dodge	Ram 1500	Facilities	Housekeeping	Multi-driver	Anthony Peters	Owned
DC 9527	2012	Dodge	Ram 2500	Facilities	Maintenance	Alhaji Gassama	Charles Artis	Owned
DC 9528	2012	Dodge	Ram 2500	Facilities	Maintenance	Multi-driver	Charles Artis	Owned
DC 9529	2013	Chevrolet	Silverado 2500	Facilities	Maintenance	Michael Clagget	Charles Artis	Owned
DC 9530	2013	Chevrolet	Silverado 2500	Facilities	Maintenance	Multi-driver	Charles Artis	Owned
DC 9531	2013	Chevrolet	Silverado 1500	Facilities	Housekeeping	Multi-driver	Anthony Peters	Owned
DC 9532	2013	Chevrolet	Silverado 1500	Facilities	Housekeeping	Multi-driver	Anthony Peters	Owned
DC 9534	2012	Chevrolet	Colorado	Facilities	Operations	Multi-driver	Ahaji Gassama	Owned
DC 9535	2012	Chevrolet	Colorado	Facilities	Operations	Jody Jackson	Ahaji Gassama	Owned
DC 9536	2012	Chevrolet	Express 1500	Facilities	Housekeeping	Multi-driver	Anthony Peters	Owned
DC 9537	2013	Chevrolet	Express Cargo 2500	Facilities	Maintenance	Phillip Jackson	Charles Artis	Owned
DC 9538	2013	Chevrolet	Express Cargo	Facilities	Maintenance	Elzia Johnson	Charles Artis	Owned
DC 9539	2013	Chevrolet	Express Cargo 2500	Facilities	Housekeeping	Multi-driver	Anthony Peters	Owned
DC 9540	2013	Chevrolet	Express 2500	Facilities	Maintenance	Multi-driver	Charles Artis	Owned
DC 9541	2013	Chevrolet	Express 2500	Facilities	Maintenance	Cleveland Barr	Charles Artis	Owned
DC 9542	2013	Chevrolet	Express 2500	Facilities	Maintenance	Abdullah Yusuf	Charles Artis	Owned
DC 9544	2012	Chevrolet	Colorado	Facilities	Operations	Thomas Pickett	Ahaji Gassama	Owned

DC 9546	2013	Chevrolet	Volt	Office of Direct	Office of Director	Chris Weaver	Chris Weaver	Owned
DC 9547	2012	Honda	Civic Sedan	Facilities	Building Mgmt.	Michael Goss	Lawrence Williams	Owned
DC 9548	2012	Honda	Civic Sedan	Facilities	Area Managers	Leyland Grant	Donny Gonzalez	Owned
DC 9549	2012	Chevrolet	Colorado	Facilities	Operations	Multi-driver	Ahaji Gassama	Owned
DC 9572	2013	Toyota	Prius	Logistics	Fleet	Pool Vehicle	Faith Scott-Dunson	Leased
DC 9573	2013	Toyota	Prius	Admin Support	Chief of Staff	Latrena Owens	Chris Weaver	Leased
DC 9593	2007	Ford	E350 Cargo Van	Facilities	Maintenance	Gregory Bryant	Charles Artis	Owned
DC 9594	2007	Ford	E350 Cargo Van	Facilities	Maintenance	Anthony Smith	Charles Artis	Owned
DC 9595	2007	Dodge	Dakota Trk	Facilities	Facilities	David Anderson	Spencer Davis	Owned
DC 9596	2007	Dodge	Dakota Trk	Facilities	Maintenance	Multi-driver	Charles Artis	Owned
DC 9597	2007	Dodge	Dakota Trk	Facilities	Operations	Multi-driver	Ahaji Gassama	Owned
DC 9598	2007	Dodge	Dakota Trk	Facilities	Operations	Reginald Hubbard	Ahaji Gassama	Owned
DC 9599	2007	Ford	E350 Cargo Van	Facilities	Operations	Joe May	Ahaji Gassama	Owned
DC 9600	2007	Dodge	Dakota Trk	Facilities	Operations	Harold Nelson	Ahaji Gassama	Owned
DC 9601	2007	Ford	E350 Cargo Van	Facilities	Maintenance	Preston May	Charles Artis	Owned
DC 9602	2007	Ford	E350 Cargo Van	Facilities	Maintenance	Thomas Brooking	Charles Artis	Owned
DC 9603	2007	Ford	E350 Cargo Van	Facilities	Operations	Joe Moseley	Ahaji Gassama	Owned
DC 9604	2007	Ford	E350 Cargo Van	Facilities	Maintenance	Derrick Isbell	Charles Artis	Owned
DC 9605	2007	Ford	E350 Cargo Van	Facilities	Maintenance	Santone Reddix	Charles Artis	Owned
DC 9606	2007	Ford	E350 Cargo Van	Facilities	Maintenance	Kenny Thomas	Charles Artis	Owned
DC 9607	2007	Ford	E350 Cargo Van	Facilities	Maintenance	Thomas Washington	Ahaji Gassama	Owned
DC 9608	2007	Ford	Ranger Trk	Facilities	Operations	D. Holmes	Ahaji Gassama	Owned
DC 9609	2007	Ford	Ranger Trk	Facilities	Operations	Lawrence McKnight	Ahaji Gassama	Owned
DC 9622	2007	Ford	Ranger Trk	Facilities	Operations	Tammy Mance	Ahaji Gassama	Owned
DC 9642	2007	Ford	Ranger Trk	Facilities	Operations	Charles Keys	Ahaji Gassama	Owned
DC 9643	2007	Ford	Ranger Trk	Facilities	Operations	Brindle Graham	Ahaji Gassama	Owned
DC 9644	2007	Ford	Ranger Trk	Facilities	Operations	Vondell Lucas	Ahaji Gassama	Owned
DC 9646	2007	Ford	Ranger Trk	Facilities	Operations	Christopher Sykes	Ahaji Gassama	Owned
DC 9647	2007	Ford	Ranger Trk	Facilities	Operations	Reginald Pegram	Ahaji Gassama	Owned
DC 9648	2007	Ford	Ranger Trk	Facilities	Operations	Antoine Minor	Ahaji Gassama	Owned
DC 9649	2007	Ford	Ranger Trk	Facilities	Operations	Alvin Mahoney	Ahaji Gassama	Owned
DC 9650	2007	Ford	Ranger Trk	Facilities	Operations	Essney Johnson	Ahaji Gassama	Owned
DC 9651	2007	Ford	Ranger Trk	Facilities	Operations	Emogene Dean	Ahaji Gassama	Owned
DC 9654	2007	Ford	Ranger Trk	Facilities	Operations	Derrick Holmes	Ahaji Gassama	Owned
DC 9697	2013	Chrysler	Cargo Van	Facilities	Operations	Archie Bailey	Ahaji Gassama	Leased
DC 9698	2013	Chrysler	Cargo Van	Facilities	Safety	Glen Gibson	Ricardo Eley	Leased
DC 9699	2013	Chrysler	Cargo Van	Facilities	Operations	Multi-driver	Ahaji Gassama	Leased
DC 9700	2013	Chrysler	Cargo Van	Facilities	Operations	Kyle French	Ahaji Gassama	Leased
DC 9701	2013	Chrysler	Cargo Van	Facilities	Operations	Braxton	Ahaji Gassama	Leased
DC 9702	2013	Chrysler	Cargo Van	Facilities	Maintenance	Charles Pointer	Charles Artis	Leased
DC 9704	2013	Chrysler	Cargo Van	Facilities	Operations	Multi-driver	Ahaji Gassama	Leased
DC 9705	2013	Chrysler	Cargo Van	Facilities	Maintenance	Chaunice Washington	Charles Artis	Leased
DC 9707	2013	Chrysler	Cargo Van	Facilities	Safety	Walsh	Ricardo Eley	Leased
DC 9708	2013	Chrysler	Cargo Van	Facilities	Contracts Services	Hugo Marin	Ronald Campbell	Leased
DC 9709	2013	Chrysler	Cargo Van	Facilities	Operations	John Roy	Ahaji Gassama	Leased
DC 9710	2013	Chrysler	Cargo Van	Facilities	Contracts Services	Carlos Perez	Ronald Campbell	Leased
DC 9711	2013	Chrysler	Cargo Van	Facilities	Operations	Lawrence McKnight	Ahaji Gassama	Leased
DC 9712	2013	Chrysler	Cargo Van	Facilities	Maintenance	David Carlos	Charles Artis	Leased
DC 9713	2013	Chrysler	Cargo Van	Facilities	Operations	Multi-driver	Ahaji Gassama	Leased
DC 9748	2013	Dodge	Grand Caravan	Logistics	IT	Multi-driver	Gregory Cotton	Leased
DC 9749	2013	Dodge	Grand Caravan	Logistics	Fleet	Pool Vehicle	Faith Scott-Dunson	Leased
DC 9770	2013	Dodge	Cargo Van	Facilities	Contracts Services	Arthur Street	James Wood	Leased
DC 9771	2013	Dodge	Cargo Van	Facilities	Grounds	Multi-driver	Anthony Peters	Leased

DC 9772	2013	Dodge	Cargo Van	Facilities	Contracts Services	Michael Burnett	Ronald Campbell	Leased
DC 9775	2011	Chevrolet	Impala	PSD	PSD	Patrol Ops	Louise Lewis	Owned
DC 9780	2013	Chevrolet	Silverado	Facilities	Maintenance	Dewayne Hudson	Charles Artis	Leased
DC 9798	2013	Toyota	Corolla	Facilities	Contracts Services	Multi-driver	Ronald Campbell	Leased
DC 9799	2013	Toyota	Corolla	Contracts & Proc	Contracts & Proc.	Multi-driver	Pool Vehicles	Leased
DC 9800	2013	Toyota	Corolla	Facilities	Operations	Multi-driver	Spencer Davis	Leased
DC 9801	2013	Toyota	Corolla	Logistics	Fleet	Pool Vehicle	Faith Scott-Dunson	Leased
DC 9804	2013	Toyota	Corolla	Captial Constru	Capital Construction	Multi Driver	Jeff Bonvechio	Leased
DC 9892	2013	Chrysler	Cargo Van	Facilities	Safety	Ronald Edwards	Ricardo Eley	Leased
DC 9893	2013	Chrysler	Cargo Van	Facilities	Operations	George McCray	Ahaji Gassama	Leased
DC 9895	2013	Chrysler	Cargo Van	Facilities	Contracts Services	Ronald Campbell	Spencer Davis	Leased
DC 9896	2013	Chrysler	Cargo Van	Facilities	Maintenance	Ronald Smith	Charles Artis	Leased
DC 9897	2013	Chrysler	Cargo Van	Facilities	Contracts Services	Charles Palmer	Ronald Campbell	Leased
DC 9898	2013	Chrysler	Cargo Van	Facilities	Maintenance	Robert Gordon	Charles Artis	Leased
DC 9899	2013	Chrysler	Cargo Van	Facilities	Operations	Keith Gilbert	Ahaji Gassama	Leased
DC 9901	2013	Chrysler	Cargo Van	Facilities	Maintenance	James Vernon	Charles Artis	Leased
DC 9902	2013	Chrysler	Cargo Van	Facilities	Maintenance	Sheila Shaw	Charles Artis	Leased
DC 9903	2013	Chrysler	Cargo Van	Facilities	Housekeeping	Multi-driver	Anthony Peters	Leased
DC 9904	2013	Chrysler	Cargo Van	Facilities	Maintenance	John Craven	Charles Artis	Leased
DC 9905	2013	Chrysler	Cargo Van	Facilities	Maintenance	Jerome Furman	Charles Artis	Leased
DC 9906	2013	Ford	15 Passenger Van	Facilities	Housekeeping	Multi-driver	Anthony Peters	Leased
DC 9907	2013	Ford	15 Passenger Van	Logistics	Office of Director	Multi-driver	Faith Scott-Dunson	Leased
DC 9909	2013	Chrysler	Cargo Van	Facilities	Housekeeping	John Harris	Anthony Peters	Leased
GT 2404	1999	Ford	F-150 P/U	Facilities	Maintenance	Wallace Bates	Charles Artis	Owned
GT 5055	2001	Ford	F-250 Trk	Facilities	Grounds	Pool Vehicle	Anthony Peters	Owned
GT 5057	2001	Ford	F-250 Trk	Facilities	Grounds	Randall Blaine	Anthony Peters	Owned



FY 2015 Performance Accountability Report Department of General Services

INTRODUCTION

The Performance Accountability Report (PAR) measures each agency's performance for the fiscal year against the agency's performance plan and includes major accomplishments, updates on initiatives' progress and key performance indicators (KPIs).

MISSION

The goal of the Department of General Services (DGS) is to ensure the delivery of new or modernized, well-equipped, well-maintained, safe and secure buildings and facilities for the benefit of District residents and employees. Further, the agency's mission is to promote the efficient and effective management of the District's real estate investments and interests through strategic portfolio management, construction and facilities management, and security services. To this end, DGS will incorporate best management practices from both the public and private sectors where useful.

SUMMARY OF SERVICES

The Department of General Services (DGS) carries out a broad range of real estate management functions. In addition to managing capital improvement and construction programs for a variety of District government agencies, DGS also executes real property acquisitions by purchase or lease, disposes of property through sale, lease or other authorized method, manages space in buildings and adjacent areas, and provides building management services for facilities owned or operated by the District. Among the services provided are engineering, custodial, security, energy conservation, utility management, general maintenance, inspection, planning, capital repairs and improvement. In all of its endeavors, DGS is dedicated to the following:

- Achieving Efficiency in Operations;
- Quality in Design and Execution;
- Excellence in Service and Maintenance;
- Delivering Secure and Safe Places of Work for District Employees; and
- Delivering Aggressive and Attentive Management of the District's Resources.

OVERVIEW - AGENCY PERFORMANCE

The following section provides a summary of DGS performance in FY 2015 by listing DGS's top three accomplishments, and a summary of its progress achieving its initiatives and progress on key performance indicators.

TOP THREE ACCOMPLISHMENTS:

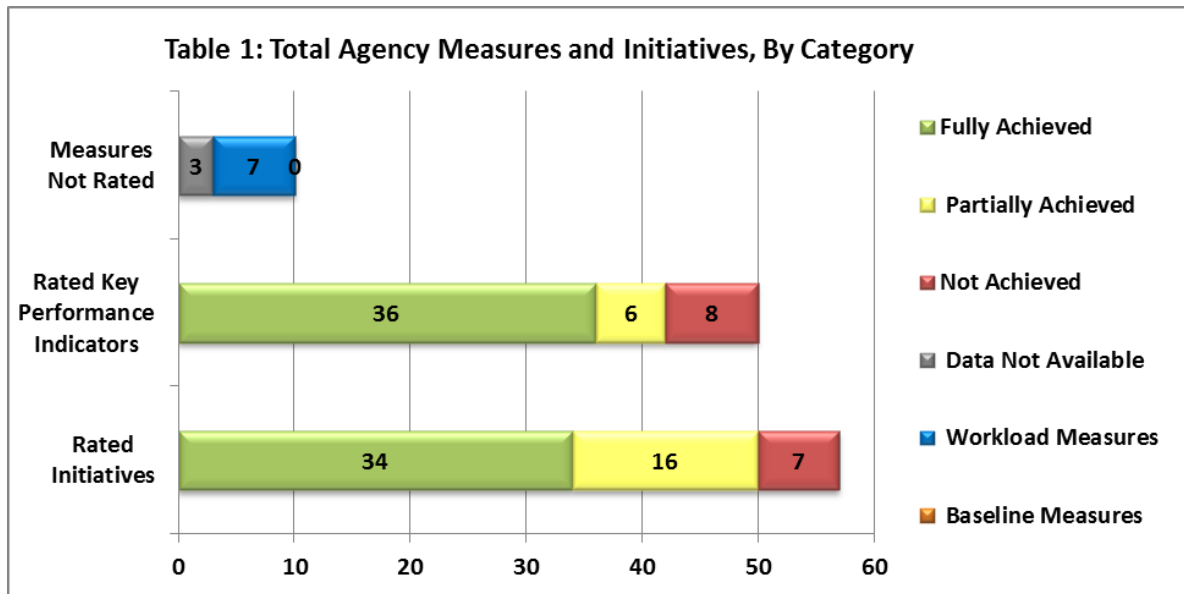
The top three accomplishments of DGS in FY 2015 are as follows:

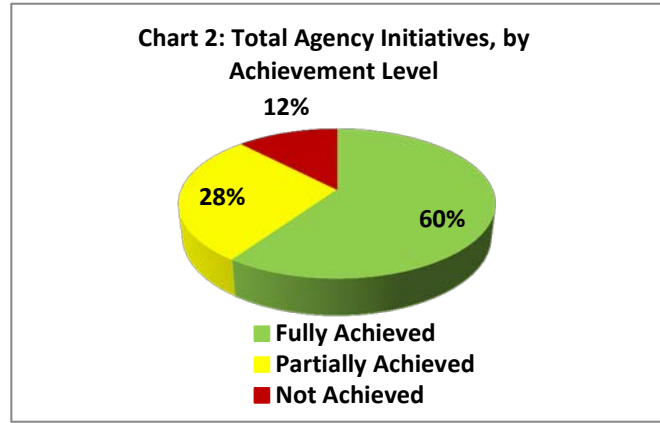
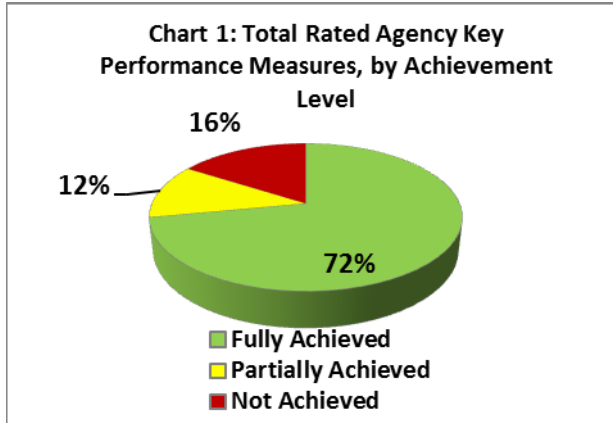
- ✓ DGS had a successful school opening for the FY 2015-2016 school year. A successful school opening for the 2015-16 school years. DGS received accolades from the client, DC Public Schools, and Mayor Muriel Bowser. The agency also completed 16 school projects as follows: Six modernizations, five renovations and six special projects (in different phases of construction).
- ✓ DGS completed a successful FY 2015 Marion Barry Summer Youth Employment Program initiative. Upon completion of the program, DGS hired 20 youth into full-time contractor positions.
- ✓ DGS successfully negotiated a wind power deal for the District. The wind power deal was also recognized internationally at the C40 Cities Awards in Paris, France as a model of green energy.

SUMMARY OF PROGRESS TOWARD COMPLETING FY 2015 INITIATIVES AND PROGRESS ON KEY PERFORMANCE INDICATORS

Table 1 (see below) shows the overall progress the DGS made on completing its initiatives, and how overall progress is being made on achieving the agency’s objectives, as measured by their key performance indicators.

TOTAL MEASURES AND INITIATIVES





In FY 2015, DGS fully achieved 60 percent of its initiatives and more than 70 percent of its rated key performance measures. **Table 1** provides a breakdown of the total number of performance metrics DGS uses, including key performance indicators and workload measures, initiatives, and whether or not some of those items were achieved, partially achieved, or not achieved. **Chart 1** displays the overall progress being made on achieving DGS objectives, as measured by their rated key performance indicators. Please note that Chart 2 contains only rated performance measures. Rated performance measures do not include measures where data is not available, workload measures, or baseline measures. **Chart 2** displays the overall progress DGS made on completing its initiatives, by level of achievement.

The next sections provide greater detail on the specific metrics and initiatives for DGS in FY 2015.

PERFORMANCE INITIATIVES – ASSESSMENT DETAILS

Capital Construction Services Division

OBJECTIVE 1: Enhance project management procedures, project oversight and reporting capabilities to support effective management.

INITIATIVE 1.1: Fully implement newly established DGS operating procedures that reflect industry standards, and best practices.

In FY15 DGS will implement a fully approved electronic signature procedure/process in cooperation with the Office of the Secretary and Office of the chief Financial Officer.
Completion Date: September 30, 2015.

- **Performance Assessment Key: Not Achieved.**
 Resources were diverted from this initiative due to change in administration and management priorities.

INITIATIVE 1.2: Enhance data availability and reporting capabilities.

In FY 2015, DGS working with Office of the Chief Technology Officer (OCTO) and DCNet will finalize the creation of an agency-wide database for reporting Certified Business Enterprise (CBE) compliance/utilization. DGS will share data across several systems (such as iPlan and Archibus) to create and enhance preventative maintenance schedules. DGS will build an interface between iPlan (condition assessment data) and Archibus (preventative maintenance data) to allow up-to-date asset and systems data to be available to all stakeholders. DGS will also implement an electronic document routing system agency-wide to provide up-to-the-minute tracking of all vital documents.
Completion Date: September 30, 2015.

● **Performance Assessment Key: Partially Achieved.**

In FY 2015 the process of building the agency-wide database for reporting Certified Business Enterprise (CBE) compliance/utilization was started. The project has been delayed to due staffing changes and the redeployment of key personnel both at OCTO, DCNet and DGS. Currently in lieu of an interface, condition assessment data is available for utilization in Archibus and to other stakeholders within DGS, client agencies, and the Executive Office of the Mayor through data export in various formats.

INITIATIVE 1.3: Establish periodic management and project manager training.

In FY 2015, enhanced project management training will include intermediate scheduling and cost management to more efficiently manage capital construction projects. Advanced analytics and system enhancement training for managers for better portfolio oversight will be deployed. This will allow for timely assessment of project health through the utilization of reports and/or dashboard data to allow for management by exception. Training will also be provided on the agency's various project management tools and systems to support employee development, performance, and accountability.
Completion Date: September 30, 2015.

● **Performance Assessment Key: Partially Achieved.**

In FY 2015 Capital Construction Services (CCS) implemented training for project managers, consultants and vendors. The training is provided at 1250 U Street, NW. All project managers are given cheat sheets that contain helpful hints and key points of contact, an invoice processing checklist and the link to the DGS - Construction website that has all the required forms, instructions and templates for invoice processing and Prolog request forms.

OBJECTIVE 2: Efficiently manage the planning, modernization and new construction of public safety facilities.

INITIATIVE 2.1: Efficiently manage the modernization and new construction of public safety facilities.

In FY 2015 construction will also commence on the following projects: DC Jail HVAC mechanical upgrades; Fire and EMS Department (FEMS) Engine 16 renovations and construction of new FEMS Engine 22; award the construction of the underground

redundant work at the Unified Communication Center (UCC) facility; award Merritt School; and Metropolitan Police Department 6th District Headquarters (Phase II). In FY 2015 FEMS Engine 14 and Engine 15 construction will be completed. DGS will refurbish the roof and the HVAC system upgrade at Daly Building. **Completion Date: September 30, 2015.**

● **Performance Assessment Key: Partially Achieved.**

In FY 2015 work commenced on the HVAC Mechanical Upgrades at DC Jail; FEMS Engine 14 reached substantial completion; FEMS Engine 15 is still in construction and is expected to be completed in FY 2016. The refurbishment of the roof for the Daly Building is projected to be complete in the first quarter of FY 2016.

INITIATIVE 2.2: Develop a Public Safety Master Facilities Plan.

In FY 2015, a review of the Feasibility Studies will be completed with recommendations provided to the Deputy Mayor for Public Safety. **Completion Date: September 30, 2015.**

● **Performance Assessment Key: Fully Achieved.**

In FY 2015 the Feasibility Studies were completed with recommendations provided to the Deputy Mayor for Public Safety and Justice.

OBJECTIVE 3: Efficiently manage the planning, modernization and new construction of education facilities and schools (Sustainable DC Equity and Diversity Action 1.1).

INITIATIVE 3.1: Start construction and complete the modernization and/or new construction of DC Public Schools (DCPS) elementary schools (Sustainable DC Plan Equity and Diversity Action 1.1).

In FY 2015, DGS will commence the design for Marie Reed Elementary School at 2201 18th St., NW and Murch Elementary School at 4810 36th St., NW. Finally, in FY 2015 DGS will also complete Phase I modernizations at two schools. Phase I modernizations include the complete modernization of classrooms in accordance with Master Facility Plan Classroom Performance Criteria, new DGS Design Guidelines, and DCPS Guiding Principles. Elementary schools that will receive Phase I modernizations in FY 2015 include: Watkins Elementary School at 420 12th St., SE and Van Ness Elementary School at 1150 5th St., SE. **Completion Date: September 30, 2015.**

● **Performance Assessment Key: Partially Achieved.**

In FY 2015 construction was completed on Hearst Elementary School, Langdon Education Campus, Mann Elementary School, Plummer Elementary School and Shepherd Elementary School. Construction will be completed in FY 2016 for Hyde-Addison Elementary School, Lafayette Elementary School, Murch Elementary School, Payne Elementary School, Powell Elementary School, Stanton Elementary School and Van Ness Elementary School. Currently Marie Reed Elementary is in design phase. The Phase 1 modernization of Watkins Elementary School will be completed in FY 2017.

INITIATIVE 3.2: Start construction and complete the modernization and/or new construction of DC Public Schools middle schools (Sustainable DC Plan Equity and Diversity Action 1.1).

In FY 2015, DGS will begin design and construction on Johnson Middle School at 1400 Bruce Pl., SE as well as new middle schools desired in Ward 4 and Ward 7. **Completion date: September 30, 2015.**

 **Performance Assessment Key: Partially Achieved.**

In FY 2015 construction was completed on Brookland and Johnson Middle Schools. Construction will be completed in FY 2016 for Kramer and Stuart-Hobson Middle Schools.

INITIATIVE 3.3: Start construction and complete the modernization and/or new construction of DC Public Schools high schools (Sustainable DC Plan Equity and Diversity Action 1.1).

In FY 2014, DGS conducted design and construction at the following four high schools: Dunbar High School at 1301 New Jersey Ave., NW; Ballou Senior High School at 3401 4th St., SE; Ellington High School at 1698 35th St., NW; and Roosevelt High School at 4301 13th St., NW. Dunbar was completed during FY 2014. The other three will continue construction into FY 2015 with Ballou achieving substantial completion in December 2014 and Roosevelt in August 2015. The modernization efforts will create a more conducive learning environment consistent with the vision of the Mayor and the Office of the Chancellor as identified in the Master Facilities Plan. Design shall begin on Coolidge High School at 6315 5th St., NW. **Completion Date: September 30, 2015.**

 **Performance Assessment Key: Partially Achieved.**

In FY 2015 construction was substantially completed on Ballou High School. Construction will be completed in FY 2016 for Roosevelt High School.

INITIATIVE 3.4: Promote and expand the use of School Improvement Teams (SITs).

In FY 2015, DGS will expand the SIT partner network by five while continuing 14 SIT's to maximize community participation and feedback on several projects including: Coolidge High School; Johnson Middle School; Watkins Elementary School; Marie Reed Elementary School; and Van Ness Elementary School. **Completion Date: September 30, 2015.**

 **Performance Assessment Key: Fully Achieved.**

INITIATIVE 3.5: Initiate and begin work on special education classroom projects.

In FY 2015, DGS began construction on the River Terrace facility to create a high performing special education space. The facility will include lower and upper school programs and include space for occupational and physical therapy. **Completion Date: September 30, 2015.**

- Performance Assessment Key: Fully Achieved.

OBJECTIVE 4: Efficiently manage the planning, modernization and new construction of recreation centers, parks, fields, playgrounds, and pools (Age-Friendly DC Goal: Domain # 1).

INITIATIVE 4.1: Start construction and complete the modernization and/or new construction of Department of Parks and Recreation (DPR) recreation centers (Age-Friendly DC Goal: Domain # 1).

In FY 2015 NOMA Parks and Recreation Centers will be underway, and design will commence for the following projects: Palisades Recreation Center, Therapeutic Recreation Center, Edgewood Recreation Center, Fort Dupont Ice Arena, and Ivy City Community Center. **Completion Date: September 30, 2015.**

- Performance Assessment Key: Fully Achieved.











INITIATIVE 4.2: Complete the construction and renovation of Department of Parks and Recreation (DPR) playgrounds, parks, and fields (Sustainable DC Plan Nature Action 3.3, Age-Friendly DC Goal: Domain # 1).

In FY 2015 DGS will begin renovation/construction on the following projects: Fort Davis Recreation Center, Douglas Community Center, Fort Stevens Recreation Center, East Potomac Pool, Fort Greble, Hardy and Hillcrest Recreation Centers. **Completion Date: September 30, 2015.**

- Performance Assessment Key: Fully Achieved.

KEY PERFORMANCE INDICATORS- Capital Construction Services Division

	KPI	Measure	FY 2014 YE Actual	FY 2015 YE Target	FY 2015 YE Revised Target	FY 2015 YE Actual	FY 2015 YE Rating	Budget Program
●	2.1	Percent of municipal construction projects on schedule	97%	90%	Not Applicable	94.27%	104.74%	Construction Services
●	2.2	Percent of municipal construction projects on budget	97%	90%	Not Applicable	96.18%	106.86%	Construction Services
●	2.3	Percent of eligible active municipal construction projects that are tracking LEED Silver or better	90%	90%	Not Applicable	7.64%	8.49%	Construction Services

	KPI	Measure	FY 2014 YE Actual	FY 2015 YE Target	FY 2015 YE Revised Target	FY 2015 YE Actual	FY 2015 YE Rating	Budget Program
	 2.4	Percent of eligible active municipal construction projects that are tracking higher than LEED Silver (Gold or Platinum)	6%	5%	Not Applicable	6.37%	127.39	Construction Services
	 3.1	Percent of education construction projects on schedule	80%	100%	Not Applicable	36.99%	36.99%	Construction Services
	 3.2	Percent of education construction projects on budget	96%	90%	Not Applicable	98.61%	109.57%	Construction Services
	 3.3	Percent of eligible active education construction projects that are tracking LEED Silver [Sustainable DC Plan: BE 3.5]	6%	90%	5%	4.17%	83.33%	Construction Services
	 3.4	Percent of eligible active education construction projects that are tracking LEED (Gold or Platinum) [Sustainable DC Plan: BE 3.5]	22%	25%	Not Applicable	58.33%	1166.67%	Construction Services
	 3.5	Number of public schools with modernization/new construction projects started	26	31	Not Applicable	25	Non-rated Baseline	Construction Services
	 3.6	Percent of public schools modernized or newly constructed (baseline of 2010)	23%	26%	Not Applicable	29.5%	113%	Construction Services
	 4.1	Percent of recreation construction projects on schedule	74%	90%	Not Applicable	90.59%	100.65%	Construction Services
	 4.2	Percent of recreation construction projects on budget	93%	90%	Not Applicable	100%	111.11%	Construction Services
	 4.3	Percent of eligible active recreation construction projects that are tracking	6%	90%	Not Applicable	10.17%	203.35%	Construction Services

	KPI	Measure	FY 2014 YE Actual	FY 2015 YE Target	FY 2015 YE Revised Target	FY 2015 YE Actual	FY 2015 YE Rating	Budget Program
		LEED Silver or better						
	4.4	Percent of eligible active recreation construction projects that are tracking higher than LEED Silver (Gold or Platinum)	5%	5%	Not Applicable	11.76%	235%	Construction Services

Facility Management Division

OBJECTIVE 1: Provide a clean, safe and operational work environment for District agencies through effective and efficient facility management and maintenance.

INITIATIVE 1.1: Reduce the number of aging work order requests in education, recreation and other government facilities.

In FY 2014, the Call Center staffing will be analyzed for proper ratio of Call Center staff to work orders received to ensure effective and efficient facility management and maintenance. In FY 2014, the Call Center staff was increased by two FTEs to manage incoming work requests and to ensure timely dispatch of work requests to the trade shops. DGS has conducted work order system training with our partner agencies to ensure timely entry of repair requests. This will further ensure that DGS is able to address requests for repair activities timely and responsively. DGS purged aging work orders to ensure that all completed work was closed out of the system. DGS monitors work orders on a weekly basis to ensure proper allocation of resources to resolve and complete the requests. In FY 2015, the Call Center will increase the staff size by two to three FTEs in order to continue addressing and dispatching work order requests from our partner agencies, the community and constituents. **Completion Date: September 30, 2015.**

 **Performance Assessment Key: Fully Achieved.**

The DGS call center increased FTEs by two. DGS Facilities reduced the number of aging work requests by closing out completed work requests and eliminating duplicate requests.

INITIATIVE 1.2: Expand the preventative maintenance and routine replacement program to other DGS managed facilities to maximize the longevity of assets and reduce annual operating costs.

In FY 2014, DGS developed the same plan for public safety facilities, and will continue the phased implementation through completion in FY 2016. To support this effort, DGS procured Architecture and Engineering services to inventory mechanical, electrical, and plumbing systems in the facilities. IN FY 2015, Phase 2 will continue with data collection in the DC Public Schools facilities, and implement the SMARTDGS PM Maintenance ticket issuance module. Phase 3 will begin in FY 2016 to complete data collection for the remaining public safety and municipal facilities. **Completion Date: September 30, 2015**

● **Performance Assessment Key: Fully Achieved.**

Phase 2 continued with data collection in the Fire and EMS Department and Metropolitan Police Department facilities. The ticket issuance has been implemented. Phase 3 is on schedule to complete the data collection in public safety facilities.




Implement sustainable sites initiative (SITES) guidelines for park maintenance (Sustainable DC Plan Waste Action 1.5).

In FY 2014, DGS worked with Department of Parks and Recreation and Department of Public Works to divide responsibilities and options for implementing SITES criteria on parks sites in coming fiscal years. In FY 2015, DGS will integrate SITES criteria standards into the established Parks and Recreation Comprehensive Maintenance Plan to include a recycling plan and an Integrated Pest Management Plan for recreation and park facilities. **Completion Date: September 30, 2015.**

● **Performance Assessment Key: Fully Achieved.**

KEY PERFORMANCE INDICATORS- Facility Management Division

	KPI	Measure	FY 2014 YE Actual	FY 2015 YE Target	FY 2015 YE Revised Target	FY 2015 YE Actual	FY 2015 YE Rating	Budget Program
●	1.1	Percent of survey respondents rating facility services a 3 or higher out of 5.	83%	99%	Not Applicable	100%	101.01%	Facility Operations
●	1.2	Number of work orders completed within 5 days	4,311	2,500	Not Applicable	3,189	127.56%	Facility Operations
●	1.3	Emergency maintenance requests responded to within 2 hours	951	450	Not Applicable	585	130%	Facility Operations

	1.4	Average number of days to complete new work orders	13.5	11	Not Applicable	20.38	53.96%	Facility Operations
	1.5	Percent of outdoor swimming pools operational by opening day	100%	100%	Not Applicable	Not Applicable ⁱ	Not Applicable	Facility Operations
	1.6	Percent of facilities with Boilers operational and certified by DCRA by September 30 th	58%	100%	Not Applicable	100%	100%	Facility Operations

Portfolio Management Division

OBJECTIVE 1: Facilitate the development of Government Centers and other municipal facilities on District owned property.

INITIATIVE 1.1: Continue planning for a new Reservation 13 government building.

In FY 2014, DGS identified sites for the construction of an approximately 150,000 SF government building. However, due to budgetary constraints funding was not available to implement this initiative. In FY 2015 the Portfolio Management Division will continue feasibility, planning and budgeting for the development of an approximately 150,000 SF government building on the Independence Avenue side of the DC General Hospital/Reservation 13 property. The proposed tenants include Department of Disability Services and remaining health and mental health clinics currently located on the campus. The goal is to spur development and consolidate the clinic into more efficient and modern space. **Completion Date: September 30, 2015.**

Performance Assessment Key: Partially Achieved.

In FY 2015, DGS worked with Department of Human Services to identify four new sites which will provide Temporary Emergency Housing for families currently placed at the DC Family Shelter. These new sites which are targeted to provide up to 50 units per building, will replace the existing Family Shelter at DC General. Lease negotiations for sites in Wards 3, 4, 6 and 8 are underway. We continue to negotiate favorable terms via a Letter of Interest with several developers. Due to the administration's increased commitment to eradicate homelessness in all 8 Wards, there has been a mandate to source and secure either via acquisition or ground lease accommodations that meet certain criteria stipulated by Interagency Council on Homelessness. These stipulations have necessitated the protracted search for conforming sites and developers to deliver additional sites in Ward 1, 3 and 5.

INITIATIVE 1.2: Identify a location to develop a District owned warehouse.

In FY 2014, DGS identified sites such as Blue Plains, as well as the efficient use of potential sites in Ward 5 identified during the Ward 5 Industrial Transformation Taskforce to meet the growing demand for District warehouse space. However, due to budgetary constraints funding was not available to implement this initiative. In FY 2015, the Portfolio Management Division will continue to work with agencies to identify their storage and warehouse needs and seek additional District owned space that could house a District owned warehouse. DGS will also continue to work with agencies to identify alternative efforts to warehouse space for document storage. **Completion Date: September 30, 2015.**

● **Performance Assessment Key: Fully Achieved.**

In FY 2015, the Portfolio Management Division worked with agencies to identify their storage and warehouse needs and identify potential locations that meet these needs. DGS focused on District owned space which could satisfy agencies' warehouse space requirements. DGS also worked with agencies to identify alternatives to warehouse space for document storage. However, this initiative will continue to be pursued as increased requirements for warehouse space are needed by Department of Public Works and DC Public Library.

INITIATIVE 1.3: Develop a tenant plan that includes all of the District agencies potentially impacted by the soccer stadium transaction and a strategy for where they will be relocated.

In FY14, DGS has identified its five-year Strategic Move Initiative, including the Frank D. Reeves Center for Municipal Affairs, One Judiciary Square (OJS) and consolidation of other client agencies with nearing lease expiration dates to spur additional savings, co-location and economic development. We will continue to collaborate with various agencies to this end. In FY 2015, the Portfolio Management Division will continue to develop a detailed plan for relocating all of the District agencies that may be impacted by the proposed transaction. The Division will also support the transaction by providing all necessary materials and property information to facilitate the closing. **Completion Date: September 30, 2015.**

● **Performance Assessment Key: Fully Achieved.**

In FY 2015, DGS continued to revise its five-year Strategic Move Initiative. This plan reviewed the District's space needs in owned as well as leased buildings. District-owned buildings such as the Reeves Center for Municipal Affairs, OJS and the Daly Building were analyzed for increased utilization. In addition, DGS explored options for consolidating agencies in more efficient space and began discussions with landlords in leased buildings to restructure existing leases in an effort to take advantage of favorable market conditions. However, as agency needs arise and administration development evolves, this strategy will need to be recalibrated to meet the various needs.

OBJECTIVE 2: Promote LEED Certification and Renewable Energy in the District's leasing program.

INITIATIVE 2.1: Ensure that all new leases and newly constructed government facilities are LEED Certified.

In FY 2014, DGS continues to incorporate in its solicitations LEED certification for leased space and gives weighted preferences to building with LEED certifications. In FY 2015, the Portfolio Management Division will continue to work with the Sustainability and Energy Division to improve the quality of District occupied properties. The requirements for LEED certification will be incorporated into all new solicitations for leased space. Additional weighting will be given to buildings that are LEED certified and the priority will also be included in the tenant build out process as well. **Completion Date: September 30, 2015.**

● **Performance Assessment Key: Fully Achieved.**

In FY 2015, DGS included additional Leadership in Energy and Environmental Design certification requirements (LEED-CI) in our leases. Also, in FY 2015, DGS continued to promote government-wide efforts to create green, sustainable buildings. The agency continues to pursue policies to implement energy and environmental requirements in support of this work. This policy incorporated and modified additional green language for all leases so as to provide sound guidance on green leasing. However, as environmental requirements, we will continue to amend our lease languages to meet these changes.

INITIATIVE 2.2: Make best efforts to ensure that new leases include language for recycling and renewable energy.

In FY 2014, DGS as part of this process included new language when possible to include language for maximizing recycling and use of renewable energy. In FY 2015, the Portfolio Management Division will continue working with DGS' legal counsel to update the agency's standard form lease document. As part of this process, new language will be included when possible to include language for maximizing recycling and use of renewable energy. By making these standards a legal requirement the District should be in a better position to hold landlords accountable. **Completion Date: September 30, 2015.**

● **Performance Assessment Key: Fully Achieved.**

In FY 2015, the Portfolio Management Division worked with DGS' Office of the General Counsel to update the agency's standard lease form to include these initiatives. New Letter of Interest and lease language were adopted in conjunction with Office of the General Counsel.

OBJECTIVE 3: Generate revenue by leasing underutilized space and save taxpayer dollars by avoiding holdover costs.

INITIATIVE 3.1: Increase revenue by 3% through additional leasing opportunities for antennas and ATMS.

In FY 2014, DGS increased revenues up by approximately 3.5% (excludes both the Verizon deal just signed as rent hasn't commenced, and increases that are part of existing contracts). In FY 2015, we will continue identifying new opportunities for increasing third party sources of additional revenue. This will be achieved by continuing to identify new locations for ATM machines within District buildings. Additional locations and buildings will also be identified to house new antennas. **Completion Date: September 30, 2015.**

● **Performance Assessment Key: Not Achieved.**

DGS increased revenue by approximately 3.5% in FY 2014. In FY 2015, DGS continued identifying new opportunities for additional revenue growth. As a strategy to increase revenues, the Portfolio Management Division will release a solicitation to engage the services of an Antennae Consultant group in FY 2016. As we continue to work with contracts and procurements to retain an advisory group to evaluate our wireless telecommunication portfolio, there is additional revenue potential for a first quarter FY 2016 solicitation.

INITIATIVE 3.2: Reduce government leasing costs by reducing hold over expenses.

In FY 2014, DGS will continue to work earlier in the process with client agencies on their expiring leases. DGS will execute more short term extensions to sync up lease expirations as well as conduct proactive coordination with client agencies to improve space delivery to reduce exposure to holdover expenses. Changes in agency programs and new initiatives have sometimes created a situation where the District incurs holdover costs due to the delay associated with waiting for a new space to be delivered. Holdover costs are higher rental payments incurred by the District when agencies are not able to vacate leased space by the lease expiration. To address this problem the Portfolio Management Division will start working with agencies much sooner to address upcoming lease expirations. By providing additional lead time, the District should be able to reduce the frequency of holdovers. **Completion Date: September 30, 2015.**

● **Performance Assessment Key: Partially Achieved.**

In FY 2015, DGS worked proactively with District agencies and landlords to ensure that agencies vacate leased facilities on or before lease expiration. If needed, short term lease extensions were executed in order to prevent unnecessary holdover expenses. The Division has taken proactive steps along with our consultants to review our entire portfolio that provides potential opportunities to shift expiring leased space into owned space and co-locate agencies. In FY 2015, changes in agency programs and new initiatives sometimes created situations where the District could have incurred holdover costs due to the delays associated with waiting for a new space to be delivered. To avoid holdover, the Division worked with agencies earlier in the leasing process. By providing additional lead time, the District was able to reduce the frequency of holdovers situations.

INITIATIVE 3.3: Support small business with “Temporary Urbanism” program.

In FY 2014, DGS did not achieve this initiative due to unavailable vacant properties for this initiative along with policy shift toward use of such space. In FY 2015, DGS will continue to seek guidance on further policy directives from the Temporary Urbanism initiative seeking to transform vacant spaces including supporting creative entrepreneurs, activating commercial corridors and highlighting their retail potential, providing residents with unique services and activities, and promoting neighborhoods. **Completion Date: September 30, 2015.**

● **Performance Assessment Key: Not Achieved.**

DGS did not achieve this initiative due to unavailable vacant properties for this initiative along with policy shift toward use of such space.

OBJECTIVE 4: Identify and help to facilitate the development of affordable housing units (Age-Friendly DC Goal: Domain # 3).

INITIATIVE 4.1: Work with human services agencies, the Deputy Mayor for Planning and Economic Development and the Department of Housing and Community Development (DHCD) to commence the Spring Road affordable housing project (Age-Friendly DC Goal: Domain # 3).

During FY 2014, DGS partnered with DHCD and other entities to identify potential sites for community redevelopment. In FY 2015, DGS will continue to work on a multi-agency effort to redevelop and make available potential District owned space to meet increasing needs. **Completion Date: September 30, 2015.**

● **Performance Assessment Key: Not Achieved.**

In FY 2015, DGS issued a Request for Proposals (RFP) for the disposition and redevelopment of the existing Eastern Branch Boys and Girls Club located at 261 17th Street, SE. The redevelopment of the Eastern Branch building presents an extraordinary opportunity to benefit the community. The RFP process allowed the District to solicit and select a development team that is capable of strategizing and executing the redevelopment plan of the Club property. Respondents were required to have a proven development track record. Both nonprofit and for-profit entities were invited to submit responses. The solicitation for the Eastern Branch Boys and Girls Club was transferred to the Deputy Mayor for Planning and Economic Development for re-solicitation and development.

INITIATIVE 4.2: Identify two (2) additional parcels in the DGS inventory that can be utilized for affordable housing (Age-Friendly DC Goal: Domain # 3).

In FY 2014, DGS identified six potential Housing sites, all at various stages of solicitation. We have continued to collaborate with agencies such as District of Columbia Housing Authority, Department of Housing and Community Development (DHCD) and the Deputy Mayor for Planning and Economic Development on programs to deliver senior, transitional and workforce housing. To this end we anticipate the

construction of over 326 units, addressing the accommodations needs of 664 District residents in over 303,000 SF of District owned space. In FY 2015, DGS will continue its work to identify underutilized assets that can be developed into affordable housing. The properties will then be offered through a DGS solicitation process or through the DHCD process. By collaborating with DHCD to dispose of the properties it will allow developers better access to the new funding. DGS' goal is to identify a minimum of two additional parcels in the DGS inventory that can be utilized for this purpose.
Completion Date: September 30, 2015.

● **Performance Assessment Key: Partially Achieved.**

In FY 2015, DGS continued its work to identify underutilized assets that could be developed into affordable housing. The properties were identified through DGS and DHCD solicitation processes. DGS' goal was to identify a minimum of two additional parcels in the DGS inventory that could be utilized for Age Friendly Affordable Housing purpose. Several sites have been identified in various Wards to address the affordable/homeless housing initiatives.

OBJECTIVE 5: Dispose of vacant schools in the DGS portfolio.







INITIATIVE 5.1: Pursuant to the Landrieu Act, make all of the vacant schools available to charter schools through a solicitation process.

In FY 2014, DGS offered either under a license agreement or lease arrangement the following Public Charter Schools some along with field use amenities. The Division achieved over 650,000 SF. in five leases. The premises leased were Friendship, Fletcher Johnson, Mundo Verde Bilingual, Benning and Hamilton Schools. DC Public Schools (DCPS) recently announced another round of school closures. In FY 2013, DGS started the process of taking a proactive role in working with DCPS to develop a solution to limit the length of time the schools remain vacant. In addition, a transition plan is being developed to make sure that operations and security are maintained during the transition. In FY 2015, DGS will ensure that all of the schools being transferred to the DGS inventory are offered to charter schools in a timely fashion through a fair and transparent solicitation process. The District's goal is to negotiate and execute a minimum of five lease transactions by the end of the fiscal year.
Completion Date: September 30, 2015.

● **Performance Assessment Key: Fully Achieved.**

The Division leased in excess of 500,000 SF in repurposed school building sites including the Draper School and Nicholson School. In addition, DGS amended the lease on H.D. Woodson Senior High School, as well as licensed several school buildings under short term use agreements. DGS is exploring with the Deputy Mayor for Education potential solicitation of an additional four schools in FY 2016.

KEY PERFORMANCE INDICATORS- Portfolio Management Division

	KPI	Measure	FY 2014 YE Actual	FY 2015 YE Target	FY 2015 YE Revised Target	FY 2015 YE Actual	FY 2015 YE Rating	Budget Program
	1.1	Total dollar amount paid for leased space	\$131,821,060	\$139,741,942	Not Applicable	\$136,698,345	97.82%	Portfolio Division
	1.2	Percent of rent due actually collected	102%	96%	Not Applicable	181.68%	189.25%	Portfolio Division
	1.3	Total revenue generated from District owned assets	\$15,700,511	\$14,565,125	Not Applicable	\$42,564,237	292.23%	Portfolio Division
	3.1	Percent of office space leased versus owned	49%	45%	Not Applicable	48.53%	92.73%	Portfolio Division
	3.2	Vacancy rate of leased space	1%	2%	Not Applicable	1%	200.32%	Portfolio Division
	3.3	District actual rent as a % of Market	90%	93%	Not Applicable	130.26%	140.07 %	Portfolio Division

Sustainability & Energy Division

OBJECTIVE 1: Reduce energy costs and resource consumption (Sustainable DC Plan Built Environment Action 3.5).

INITIATIVE 1.1: Achieve energy savings through ‘GameChange’ -- a program aimed at reducing energy use across the DGS portfolio 20% by FY 2015.

GameChange is an effort designed to save the District more than \$10 million annually. The laser-focused program, driven with an intense operational rhythm (e.g. weekly ‘war room’ sessions), has three key components:

1. Data-Driven: Robust data acquisition drives improved energy management, accountability, and, ultimately, unprecedented savings.
2. Operational Efficiency: From building management system optimization, to improved HVAC and lighting scheduling, to data-driven occupant conservation

efforts, the agency seeks significant savings in targeted buildings through no- and low-cost improvements to building energy management. This effort has become known by its three-word mantra: Turn Stuff Off.

3. **Energy Retrofits:** The scoping and design of traditional energy efficiency retrofits will be vastly superior -- and more precise -- because of the analytics made possible with energy data available at 15-minute intervals. This means investments in improved lighting, heating and cooling systems, and plug-load infrastructure will yield higher returns on investments – with robust and near real-time measurement and verification of their impact.

In FY 2014, DGS improved operational efficiency, deployed energy retrofits, and made progress towards reducing portfolio energy consumption. In FY 2015, DGS will develop and implement a strategic plan to reduce portfolio energy consumption by 20% by 2020 and 50% by 2032. **Completion Date: September 30, 2015.**

 **Performance Assessment Key: Partially Achieved.**

The Division cannot document savings across the portfolio without a static baseline and normalizing for weather, growth, occupancy, use, and programming – the baseline will be established via Initiative 1.1 for FY 2016, as will the methodology for measuring success across time. Also, in FY 2015, the agency did not develop the strategic plan to reduce portfolio energy consumption due to change in administration. However, this initiative was carried over in FY 2016.

INITIATIVE 1.2: Work with Department of Energy and the Environment (DOEE) to identify District owned properties that can accommodate electric vehicle charging stations (Sustainable DC Plan Transportation Action 4.3).

In FY 2014, this initiative was completed with the installation of twelve vehicle charging stations, nine in garages and three at curbside. In FY 2015, DGS will continue installing charging stations as needed but will no longer be tracking the deployment as a strategic initiative. **Completion Date: September 30, 2015.**

 **Performance Assessment Key: Fully Achieved.**

DGS installed charging stations as needed, however the agency is no longer tracking the deployment as a strategic initiative.

INITIATIVE 1.3: Share model reporting platform for building energy use with private building owners (Sustainable DC Plan Climate and Environment Action 1.1).

In FY 2014, DGS engaged private building owners and shared our reporting platform (BuildSmartDC.com) through multiple venues, including the Better Business Challenge, DC Datapalooza, the national EcoDistrict Summit, and the DC Energy Summit. In FY 2015, DGS will continue to engage, educate, and leverage cross sector partnerships and technology. **Completion Date: September 30, 2015.**

 **Performance Assessment Key: Fully Achieved.**

INITIATIVE 1.4: Seek robust energy data acquisition.

DGS has aggressively pursued an unprecedented partnership with Pepco to acquire 15-minute interval data from the utility's smart meters in near real-time – and at no cost. The effort, which has drawn praise from the White House, is intended to result in 80% of DGS facilities receiving daily data by the end of FY 2014. The data is used in primarily two ways:

1. Internal dashboards for DGS facilities staff: DGS has developed a robust communications process through which facility managers and key agency staff will see – and address – energy efficiencies in near real-time through web-based and tablet-based energy monitoring dashboards.
2. Public website that provides unmatched (among any large US portfolio owners, including governments) energy data transparency: This website will not only provide basic building-level transparency for energy consumption, but, perhaps even more importantly, it will empower a transformational environment for community engagement to reduce energy use.

In FY 2014, DGS acquired next day interval data for 85% of facilities; implemented 'Sprint to Savings', a DC Public Schools energy conservation competition; and began deployment of energy education kiosks. In FY 2015, DGS will add analytical capacity and function to BuildSmartDC.com, expand energy competitions, and increase the number of facilities receiving interval data. **Completion Date: September 30, 2015.**

 **Performance Assessment Key: Fully Achieved.**

The agency added analytical capacity and functions to BuildSmartDC.com. DGS also expanded energy competitions and increased the number of facilities receiving interval data.

INITIATIVE 1.5: Execute a landmark large-scale renewable energy supply contract.

DGS is exploring a long-term renewable energy deal – likely utility-scale wind financed through a 15-20 year electricity contract – that would reduce electricity costs, mitigate price risk, and de-carbonize the District government's energy supply. A long-term renewable energy contract holds tremendous benefits to the District's management of its energy supply. In FY 2014, DGS developed two large-scale renewable energy solicitations for 10 MW of solar and 46 MW of wind energy, both of which are moving through procurement award, negotiation and final approval. In FY 2015, DGS will finalize contract terms and start receipt of renewable energy. **Completion Date: September 30, 2015.**

 **Performance Assessment Key: Fully Achieved.**

DGS completed the wind power purchase agreement, and will add a solar agreement in FY 2016.

INITIATIVE 1.6: Replace Street and public lighting with high-efficiency fixtures (Sustainable DC Plan Energy Action 1.3).

In FY 2014, DGS identified the highest consuming exterior lighting sites and coordinated with District Department of Transportation (DDOT) to undertake a major replacement of street lights with more efficient lighting. In FY 2015, DGS will finalize the survey and implement additional efficient exterior lighting in coordination with the DGS FY 2015 Capital Improvement Plan. **Completion Date: September 30, 2015.**

● **Performance Assessment Key: Partially Achieved.**

DDOT and DGS completed many retrofits, but we do not have a completed survey.

INITIATIVE 1.7: Create small parks and green space in areas with inadequate open space (Sustainable DC Plan Nature Action 3.5, Age-Friendly DC Goal: Domain # 1).

As part of the Temporary Urbanism initiative, the DGS will invest in mobile “parklets”—small, designed green spaces that can be moved to vacant spaces around the District as a temporary solution to deficiencies in open space. In FY 2014, DGS developed schematic design for mobile mini-parks, though did not solicit design development nor construct any due to the projects being ineligible for capital budget expenditures. In FY 2015, DGS will seek alternative funding options to develop, implement, and deploy the designs. **Completion Date: September 30, 2015.**

● **Performance Assessment Key: Fully Achieved.**

However, the initial concept was replaced with Outdoor Classrooms.

INITIATIVE 1.8: Increase the accessibility of electric charging stations in District Facilities (Sustainable DC Plan Transportation Action 4.3).

In FY 2014, this initiative was completed with the installation of twelve vehicle charging stations, nine in garages and three at curbside. In FY 2015, DGS continued installing charging stations as needed but will no longer be tracking the deployment as a strategic initiative. **Completion Date: September 30, 2015**

● **Performance Assessment Key: Fully Achieved.**

DGS continued installing charging stations as need, but will no longer be tracking the deployment as a strategic initiative.

OBJECTIVE 2: Increase the diversion percentage of recyclables and compostable waste from landfills.

INITIATIVE 2.1: Build on the Division’s comprehensive assessment of District facilities receiving recycling services and execute improved recycling programs across the DGS portfolio.

In FY 2014, DGS improved recycling programs across the portfolio and deployed new recycling receptacles at schools and recreation centers. DGS provided a standardized set of supplies and published educational materials online. In FY 2015, DGS will assume

responsibility for a new waste contract and continue improving recycling programs and diversion rates at DGS facilities. **Completion Date: September 30, 2015.**

 **Performance Assessment Key: Fully Achieved.**

DGS assumed responsibility for a new waste contract and continued improving recycling programs and diversion rates at agency facilities.

INITIATIVE 2.2: Expand the composting pilot program within DGS facilities and identify and support the creation of a DC-based receiving site (Sustainable DC Plan Waste Action 1.1).

In FY 2014, DGS implemented a successful organics collection pilot program at 11 DC Public Schools (DCPS) and distributed onsite compost bins to DCPS schools. DGS also initiated a feasibility study of a large-scale anaerobic digester to utilize food waste for energy and improve diversion rates. In FY 2015, DGS will expand the organics collection program to all DCPS schools and continue supporting onsite composting efforts. **Completion Date: September 30, 2015.**

 **Performance Assessment Key: Fully Achieved.**


The agency expanded the organics collection program to all DCPS schools and continued its onsite composting efforts.

INITIATIVE 2.3: Conduct agency sustainability assessment using OCA approved criteria developed by Department of Energy and the Environment (DOEE) and Office of Planning (OP) in accordance with Mayor’s Order 2013-209 (Sustainable DC Governance Goal 1, Action 1.2; Built Environment Goal 3).

Within 120 days after the City Administrator approves sustainability assessment criteria developed jointly by the DOEE and OP, each agency head subject to the authority of the Mayor shall use the criteria to evaluate the sustainability of their respective operations in accordance with the requirements of Mayor’s Order 2013-209, the Sustainable DC Transformation Order, and submit to his or her responsible Deputy Mayor and the Office of the City Administrator the results of the agency’s internal assessment. **Completion Date: April 2015.**

 **Performance Assessment Key: Fully Achieved.**

KEY PERFORMANCE INDICATORS- Sustainability & Energy Division

	KPI	Measure	FY 2014 YE Actual	FY 2015 YE Target	FY 2015 YE Revised Target	FY 2015 YE Actual	FY 2015 YE Rating	Budget Program
	1.1	Weather-adjusted reduction in energy	-22.53%	5%	-6%	-6%	2,004.17%	Sustainable Energy Centrally Managed

		consumption (kBTU/ft) from previous year [One City Action Plan Action 1.4.6]						
●	1.2	Percent of DGS portfolio for which real-time and interval energy data is available [One City Action Plan Action 1.4.6]	85%	85%	Not Applicable	85%	100%	Sustainable Energy Centrally Managed
●	1.3	kWh produced by renewable energy sources	641,491	2,500,000	Not Applicable	160,000	0.64%	Sustainable Energy Centrally Managed
●	2.1	Total recycling diversion rate at core District owned office buildings	46%	40%	Not Applicable	123.11%	307.78%	Sustainable Energy Centrally Managed
●	2.2	Percentage of District lights that are high-efficiency on public lands (SDC Actions EN1.3, N2.2)	Not Applicable	60%	Not Applicable	34.88%	58.14%	Sustainable Energy Centrally Managed
●	2.3	Number of electric vehicle charging stations at District government facilities (SDC Action T4.3)	12	7	Not Applicable	12	171.43%	Sustainable Energy Centrally Managed

Protective Services Division

OBJECTIVE 1: Provide a safe and secure work environment by providing effective, efficient security services through a highly-trained and professional security organization.

INITIATIVE 1.1: Protect District facilities, assets, and visitors while facilitating the conduct of government business.

In FY 2015, Protective Services Division (PSD) will harness, leverage and optimize human and intellectual resources, state of art technology, and the application of best industry practices to achieve and sustain a high level of proficiency as a model security organization. Risk assessments will be conducted at least every five years for Level I and II facilities and at least every three years for Level III, IV, and V facilities as per the

current Federal guidelines and best practices. Additionally, assessments will also be conducted as part of security additions and upgrades. **Completion Date: September 30, 2015.**

● **Performance Assessment Key: Fully Achieved.**

In FY 2015, PSD conducted facility assessments based on Federal Interagency Security Committee (ISC) Standards. The objective of the defined risk management process is to identify an achievable level of protection that is commensurate with the level of risk, without exceeding the level of risk. Furthermore, PSD advocated for key stakeholders to form a Facility Security Committee (FSC) or similar tenant agency security working group to be responsible for addressing facility-specific security measures and practices. PSD has also partnered with the Capital Construction Services Division in completing a comprehensive assessment of new construction, major modernization, alteration, and lease projects. 74 facility security assessments were performed in FY 2015. Of this total, 22 were ISC assessments, 50 design basis/SOW security additions/upgrades and two special lighting and camera assessments. These 74 assessments were conducted at various District facilities within the DGS portfolio in order to identify and implement a baseline set of security measures applicable to the security level of the particular facility to achieve an acceptable level of protection.

Additionally, PSD continued to work closely with the Homeland Security and Emergency Management Agency in conjunction with the 2015 DC THIRA (Threat and Hazard Identification and Risk Assessment) in establishing capability targets, policies and guidelines to enhance situational awareness during disasters. The goal is to have a single compiled document of common incidents and hazards, the appropriate response and recovery plan.

INITIATIVE 1.2: Inform and enhance security operations through engagement with stakeholders and the interagency community.

In FY 2015, PSD will engage stakeholders to convey facility security requirements. As a provider of services, PSD will convey security requirements and their role in identifying and mitigating conditions that adversely affect the District Government's critical assets and mission accomplishment. PSD stakeholders will serve as security multipliers in the District's overall effort to eliminate and or reduce vulnerabilities in and around government facilities. **Completion Date: September 30, 2015.**

● **Performance Assessment Key: Fully Achieved.**

In FY 2015, PSD conducted Security Awareness Training sessions for 162 District employees with the purpose of providing situational awareness on security policies and procedures; workplace violence; general crime prevention measures; suspicious packages; reporting security incidents; and how to respond to certain situations (i.e. fires and other emergencies) that may occur within a government facility. Additionally, Active Shooter Training was also conducted to prepare District employees on how to

deal with an active shooter situation and raise awareness of behaviors that represent pre-incident indicators and characteristics of active shooters.

In FY 2015, PSD continued to engage stakeholders through Facility Security Committees (FSC) or similar tenant agency security working groups to convey facility security requirements. Stakeholders were able to understand their role in identifying and mitigating conditions that could adversely affect the District government's critical assets and mission accomplishment. PSD will continue to promote formalizing FSC's and present written plans for proposed countermeasures that identifies how stakeholders can mitigate risks identified during the facility risk assessments.

INITIATIVE 1.3: Sustain a valued, highly-skilled security and mission support workforce.

In FY 2015, PSD will develop a professional training program that establishes goals and objectives for developing and sustaining individual and collective expertise for all functional areas within the organization. The training program will entail, but not be limited to, those requirements identified in the DC Municipal Regulations as well as aspects of physical security, Red Cross/CPR certifications, and use of force continuum, legal policy and procedures. The goal of the training program is that all security personnel are trained and ready to perform all mission essential tasks and that there is governance in place that details mission requirements. As part of the training program, PSD will incorporate lessons learned from each security event and or activity. Agency stakeholders can also be provided training assistance in developing, training and executing their Occupant Emergency Plans, Security Awareness, and Suspicious Activity Reporting. **Completion Date: September 30, 2015.**

 **Performance Assessment Key: Partially Achieved.**

In FY 2015 PSD successfully developed and launched the PSD Training Tracker. This is an on-line training compliance and record management system. It offers a read-only access to personnel to review and track training; receive alerts of pending certification expirations, and access to the training calendar for long term planning. Access and review all training materials and new policies are also made available through this system. PSD officers also participated in additional professional development opportunities to include Crisis Intervention Officer (CIO) Certification and Glock Armorer Certification.

In FY 2015, PSD continued implementation of a robust four-part training program which includes Entry Level, In-service, Enhanced, and Professional Development training. This program meets requirements identified in the DC Municipal Regulations. It provides aspects of physical security, Red Cross First Aid and CPR certifications, use of force, anti-terrorism, and legal policy and procedures. Participation in Penetration Intervention Team (PIT)

exercises has continued to add increased awareness of potential threats to safety and security at DC owned and leased properties.

PSD also continued joint training opportunities with the Metropolitan Police Department, Federal Bureau of Investigation, and the Federal Law Enforcement Training Center as well as 40 hours of DC Code training and three days of Active Shooter training as part of the in-service training schedule to ensure PSD can provide the District of Columbia with best practices based security support to its facilities, properties and patrons.

PSD is in discussion with a certified academy that meets Department of Defense and Federal law enforcement and security standards. This additional training experience would enhance officers' effectiveness in ensuring DC owned properties, facilities, and staffs are provided security using industry best practices.

INITIATIVE 1.4: Support security operations with accountability-focused management and oversight.

In FY 2015, PSD will continuously review the Division's resource allocation processes to enhance collaboration and refine and update performance metrics to account for results, and will use those metrics in our resource allocation decisions. PSD will support operations by staffing District functions with highly-skilled personnel while providing timely facility and logistical support services. PSD's, acquisition processes and procedures will deliver outcome-focused results, and will ensure accountability in the management of the District's property. **Completion Date: September 30, 2015.**

 **Performance Assessment Key: Partially Achieved.**

In FY 2015, PSD submitted its Governance Manual (Chapters 1-6) for DGS final review. DGS' Office of the General Counsel approved Chapters 1-4, providing comments and edits for Chapters 5 and 6 which are on-going. The Governance Manual is undergoing coding for Intranet posting and PSD member distribution in FY 2016. The six chapter manual details the pillars of the organization including the mission, capabilities, policies, and procedures for PSD's Threat Management, Operations, Training, Contract Management and Resource Management (Personnel, Logistics, and Fiscal) units. This document will serve as a strategic management tool for PSD's day-to-day protection and enforcement operations. The additional policies vetted and published are: Weapons Take-Home Policy, Mobile Patrol Policy, Use of Force Investigation Standard, Medical Treatment and Hospitalization of Prisoners, GEOTAB Fob Directive, Code of Conduct (with DC Code of Ethics Manual), and Processing Individuals with Service Animals.

KEY PERFORMANCE INDICATORS- Protective Services Division

	KPI	Measure	FY 2014 YE Actual	FY 2015 YE Target	FY 2015 YE Revised Target	FY 2015 YE Actual	FY 2015 YE Rating	Budget Program
●	1.1	Number of building assessments conducted	58	48	Not Applicable	74	154.17%	Protective Services
●	1.2	Number of Access Control Guard Post Inspections (I.D. check)	169	72	Not Applicable	468	650%	Protective Services
●	1.3	Number of Stakeholders and interagency members in safety and security programs	621	100	Not Applicable	162	162%	Protective Services
●	1.4	Number of Screening Posts Inspection (e.g. X-ray and magnetometer)	101	80	Not Applicable	86	107.5%	Protective Services
●	1.5	Percentage of officers receiving training and re-training as scheduled	94%	90%	Not Applicable	100%	111.11%	Protective Services
●	1.6	Percentage of working alarms and CCTV cameras	100%	90%	Not Applicable	99.91%	111.01%	Protective Services
●	1.7	Total dollar value of liquidated damages resulting from contract guard poor performance or corrective action	\$15,642	\$50,000	Not Applicable	\$1,428	3501.4%	Protective Services

Contracting & Procurement Division

OBJECTIVE 1: Monitor placement of required documentation in contract files.

INITIATIVE 1.1: Conduct quarterly sample audit of contract files.

In FY 2014 the Contracts and Procurement Division's supervisory staff conducted a review of all contract files, identified deficiencies and revised the Standard Operating Protocols for contract file documentation as appropriate. The results are shared with staff continuously.

● **Performance Assessment Key: Fully Achieved.**

The Contracts and Procurement Division's supervisory staff conducted review of all contract files, identified deficiencies and communicated deficiencies to staff accordingly.

In FY 2015, based on the results of the internal audit, the Contracts and Procurement Division will train contract specialists on the use of the Clean Hands Compliance Database. In the third quarter of FY 2015, administrative staff will be trained. At the end of FY 2015, all contracts and procurement staff will be trained on the use of the Clean Hands Compliance Database. **Completion Date: September 30, 2015.**

● **Performance Assessment Key: Fully Achieved.**

All contract specialist staff was trained on the use of Clean Hands Compliance Database and currently use the technology.

INITIATIVE 1.2: Establish electronic files for all contract awards.

In FY 2014, DGS completed scanning the remaining FY 2013 contract files and scanned all FY 2014 small purchase and large contract files. In FY 2015, the division will train all contract specialists on how to utilize the KwikTag System to view and retrieve electronic contract files. At the beginning of the third quarter, program analysts will be trained. This will improve efficiency and reduce time necessary to access and analyze data. **Completion Date: September 30, 2015.**

● **Performance Assessment Key: Not Achieved.**

It has been determined that the KwikTag system was not user friendly and did not provide the level of efficiency anticipated. The Division is currently assessing alternative systems.

OBJECTIVE 2: Provide quality trainings that result in increased procurement knowledge and more efficient procurement processing.

INITIATIVE 2.1: Develop contract templates and supporting materials.

In FY 2014, the Contracts and Procurement Division developed additional templates and supporting materials for DGS employees detailing the following: contract templates; DGS procurement process, key contracts and timelines for specific types of procurements and other useful information.

In FY 2015, the division will provide quality trainings that result in increased contractor knowledge of proposal preparation for Design Build projects. The division will conduct two proposal writing seminars targeted to CBE firms in the second and fourth

quarter. In addition we will create and distribute training materials. **Completion Date: September 30, 2015.**

● **Performance Assessment Key: Fully Achieved.**

The Contracts and Procurement Division's supervisory staff provided trainings that resulted in increased contractor knowledge of proposal preparation. The Division conducted two proposal writing seminars targeted to CBE firms on the Invitation for Bids (IFB) and Request for Proposals (RFP) process with associated training materials. In addition, templates were developed for the most frequently used procurement methods.

OBJECTIVE 3: Ensure transparency and accountability throughout the procurement process.

INITIATIVE 3.2: Improve reporting structures to keep internal/external stakeholders apprised of the status of active and upcoming procurements.

In FY 2014, the Contracts and Procurement Division organized five DGS outreach events, and produced and distributed an agency newsletter that informed the contracting community of upcoming procurement opportunities. In FY 2015, DGS will partner with other agencies with independent procurement authority to establish an interagency working group. The working group will identify opportunities to clarify agency specific procurement requirements and protocols. This will provide contractors with a more comprehensive view of agency contracting opportunities and requirements.

Completion Date: September 30, 2015

● **Performance Assessment Key: Partially Achieved.**

The Contracts and Procurement Division is constantly working with other agencies to share best practices and create a cooperative working relationship. Although an interagency working group was not formally established, the Division heavily relies on colleagues at other independent agencies and has a close working relationship with contract staff at those agencies.

OBJECTIVE 4: Support DC Hiring programs through incentive programs and increased compliance monitoring on existing and upcoming contracts.

INITIATIVE 4.1: Compile accurate data related to DC resident participation by tracking the percentage of District residents on projects through certified payrolls.

In FY 2014, DGS included projects across the entire portfolio in its workforce monitoring efforts. The Contracts and Procurement Division coordinated with the Department of Employment Services on First Source to track and monitor new First Source requirements. A consolidated inter-agency report was created to disseminate compliance updates to contractors on capital construction projects. In FY 2015, the division will establish a Contracts and Procurement Compliance Unit. The establishment of this unit will enable staff to conduct monthly project site reviews to verify the

accuracy of submitted payroll documents. This will also provide an additional means of early intervention for non-compliant contractors where corrective action is most effective in ensuring the hiring of district residents. In addition, staff will create a database to more accurately monitor DC resident hiring. **Completion Date: September 30, 2015.**

● **Performance Assessment Key: Fully Achieved.**

Staff assigned to monitor Capital Construction Services compliance conducted site reviews to verify the accuracy of submitted payroll documents and stress the importance of District resident hiring. Staff in both Capital Construction and Service Contracts compliance utilized a database to monitor DC resident hiring and subcontracting plans. Though an actual Compliance Unit was not established, Contracts and Procurement staff fulfilled these responsibilities. Further, both CBE and non-CBE contractors experiencing issues related to payments and/or District resident hiring met with staff to quickly resolve any outstanding concerns.

OBJECTIVE 5: Minimize procurement costs and processing times for routine services.

INITIATIVE 5.1: Increase the number of Indefinite Delivery Indefinite Quantity (IDIQ) contracts that support program operations within the Department.

In FY 2014, the Contracts and Procurement Division established additional IDIQ contracts for facility-related services allowing the division to respond to work requests without issuance of individual, potentially duplicative solicitations with longer response times. In FY 2015 the Contracts and Procurement Division will continue to expand the use of IDIQ contracts to support all facilities in the DGS portfolio. The division will identify additional requirements suitable for IDIQ contracts and incorporate procedures that allow for issuance of work orders and task orders instead of solicitations with longer response times. In addition, IDIQ contracts will be used to consolidate duplicative requirements. **Completion Date: September 30, 2015**

● **Performance Assessment Key: Partially Achieved.**

The Contracts and Procurement Division expanded the use of IDIQ contracts to support the mission of the Facilities Division by transitioning approximately 60 Blanket Purchase Agreements to IDIQ contracts. Additionally, the Division established procedures that allow for the issuance of task orders to quickly meet Facility Division work order requests.

OBJECTIVE 6: Increase participation of Certified Business Enterprises (CBE) through increased compliance on existing and upcoming contracts.

INITIATIVE 6.1: Capture accurate data related to CBE participation by tracking the percentage of procurements through CBE sub-contracting plans.







In FY 2014, DGS developed a strategy to track CBE participation by monitoring sub-contracting plans for both service and capital construction contracts. Each project

manager was required to submit a finalized subcontracting plan with the contracting officer before contract award. Subcontracting plans are carefully reviewed and monitored for the duration of the project. Certified payroll records are compared to subcontracting plans to ascertain CBE workforce compliance with overall First Source, Apprenticeship and Workforce Incentive Program objectives. CBE expenditure data is also captured and reported monthly by the capital program management office. In FY 2015, the Contracts and Procurement Division will begin to monitor CBE awards using a database. The transition from Microsoft Excel to Access will allow the staff to more accurately track CBE award. In addition, use of this database will expedite the reporting of CBE awards. **Completion Date: September 30, 2015.**

 **Performance Assessment Key: Fully Achieved.**

In FY 2015, the Contracts and Procurement Division began to monitor contract awards, including CBE awards using a Microsoft Access database. The transition from Microsoft Excel to Access enabled staff to more accurately track and report CBE awards. In FY 2016, the Division will modify the database to provide even more robust reporting and tracking.

KEY PERFORMANCE INDICATORS- Contracting and Procurement Division

	KPI	Measure	FY 2014 YE Actual	FY 2015 YE Target	FY 2015 YE Revised Target	FY 2015 YE Actual	FY 2015 YE Rating	Budget Program
	1.1	Average processing time for a RFP under \$1 million [in days]	110	75	Not Applicable	51.54	145.53%	Contracting and Procurement Services
	1.2	Average processing time for a RFP more than \$1 million [in days]	96	105	Not Applicable	78.15	134.35%	Contracting and Procurement Services
	1.3	Average processing time for small purchases under \$10,000 [Business Days]	5	5	Not Applicable	5.97	83.73%	Contracting and Procurement Services
	1.4	Average processing time for small purchases from \$10,001 - \$100,000 [Business days]	7.5	10	Not Applicable	10.23	97.77%	Contracting and Procurement Services
	4.1	Percent of District residents hours worked on construction projects	52%	35%	Not Applicable	32.5%	91.85%	Contracting and Procurement Services
	4.2	Percent of District residents hours worked on non – construction	43%	35%	Not Applicable	47.14%	134.68%	Contracting and Procurement Services

	KPI	Measure	FY 2014 YE Actual	FY 2015 YE Target	FY 2015 YE Revised Target	FY 2015 YE Actual	FY 2015 YE Rating	Budget Program
		projects						
	6.1	Percentage of dollars awarded to CSBE firms (Capital)	67%	50%	Not Applicable	55.46%	110.92%	Contracting and Procurement Services
	6.2	Percent of CSBE awards (operating)	72%	50%	Not Applicable	30.33%	60.66%	Contracting and Procurement Services
	6.3	Total Dollar of Operating Contracts available for CSBE award	\$19.8M	\$25M	Not Applicable	\$85.1M	No rating	Contracting and Procurement Services
	6.4	Total Dollar of Capital contracts available for CSBE award	\$133.7M	\$100M	Not Applicable	\$52M	52.06%	Contracting and Procurement Services

Office of the Director

OBJECTIVE 1: Provide oversight, support and program evaluation of DGS divisions to drive agency-wide performance improvement.

INITIATIVE 1.1: Oversee the effective implementation of Archibus, an integrated workplace management system (IWMS). In FY 2014, DGS implemented the Preventive Maintenance and Asset Management modules. The Preventive Maintenance (PM) module will allow DGS to effectively develop and maintain a preventive maintenance program for the portfolio's mechanical systems for Phase I of this effort that includes fire stations and recreation centers. The Asset Management module allows DGS to maintain an active inventory of fixed and tangible assets. In FY 15, DGS will perform system and module upgrades for existing modules. This will allow DGS to take advantage of enhancements made to the Archibus system. The agency will also work to acquire and implement an additional capital budgeting module and data analytics and financial reporting enhancements to allow for use by the Office of the Chief Financial Officer in its development of the Property Utilization and Tracking System (PUTS). **Completion Date: September 30, 2015.**

 **Performance Assessment Key: Fully Achieved.**

In FY 2015, DGS performed system and module upgrades for existing Archibus modules.

INITIATIVE 1.2: Ensure the development of procedures for key service components within each DGS Division.

In FY 2014, DGS developed a database of divisional standard operating procedures (SOPs). DGS also developed and implemented an e-newsletter. In FY 2015, DGS will procure and utilize iManage to serve as a training and certification tracking tool. DGS will also continue to enhance and document its business processes through SOPs. **Completion Date: September 30, 2015.**

● **Performance Assessment Key: Not Achieved.**

The process was not implemented due to change in administration.

INITIATIVE 1.3: Conduct a comprehensive review of the agency's global information technology (IT) infrastructure to establish a strategic development plan.

In FY 2014, with a full-time CIO now on board, DGS will take the outcomes from the FY 2013 assessment and synthesize the IT platforms to provide a uniform platform for the agency. Divisional IT needs will be prioritized and an implementation plan will be developed. In FY 2014, an analysis of the FY 2013 IT assessment resulted in an IT Strategic Plan. The IT Strategic Plan encompassed IT and telecommunications services. Data transfers were initiated to allow for reduction of system redundancies. In FY 2015, data transfers will continue and Archibus enhancements will be performed to allow for further adoption of the system across the agency. **Completion Date: September 30, 2015.**

● **Performance Assessment Key: Fully Achieved.**

In FY 2015, the data transfers from the disparate systems such as, iPlan, ProLog, etc, were achieved through the enhancement of Archibus, which is the system of record for Real Estate transactions.

INITIATIVE 1.4: Improve the efficiency and utilization of the fleet program.

In FY 2014, DGS will continue to right-size the fleet by working to comply with a new Federal Fuel Economy mandate that will require all new cars and light trucks to get an average of 35.5 miles per gallon by 2016. In addition, the Logistics Unit will scan and electronically store all vehicle mileage sheets. With this information, the division can better assess fuel consumption, cost, and mileage per vehicle to improve the agency's analysis of vehicle usage by division. Ultimately, this information will then allow the agency to better assess the appropriate size of the fleet. In FY 2014, vehicle assessments were performed. In FY 2015, vehicle assessments will be analyzed against divisional needs and usage history to fine tune the Fleet Share and agency vehicle requirements and vehicle usage. **Completion Date: September 30, 2015.**

● **Performance Assessment Key: Not Achieved.**

The program was not implemented due to change in administration and management priorities. DGS will revisit this initiative in FY 2016.

INITIATIVE 1.5: Assess and monitor employees' performance.

In FY 2014, the DGS Performance Plan was analyzed in conjunction with manager's individual performance plans. Key Smartgoals were developed for inclusion in each manager's FY 2015 performance plans. In FY 2015, a review of non-manager's performance plans will be conducted to identify key Smartgoals for inclusion in FY 2016 performance plans. **Completion Date: September 30, 2015.**

● **Performance Assessment Key: Partially Achieved.**

DGS employees received goals for FY 2015. Employees will be evaluated on these goals in December 2015. Currently, DGS is establishing goals for employees for FY 2016.

OBJECTIVE 2: Provide quality customer service for all agency stakeholders.

INITIATIVE 2.1: Train employees on customer service standards.

In FY 2014, DGS began monthly Customer Service e-notes and Customer Service training. DGS also began an Employee of the Month recognition program. In FY 2015, DGS will develop a Customer Service curriculum based on the multitude of roles of employees and requests by employees. **Completion Date: September 30, 2015.**

● **Performance Assessment Key: Fully Achieved.**

In FY 2015, DGS continued the Customer Service training for the entire agency. The Facilities Division participated in a Salesforce training, which included information on improving customer service and instructions on how to use the DGS App. The Salesforce training allowed employees to learn how to be more responsive to constituents and sister agencies, and served as 60 percent of the agency's goal to complete the annual measure. The agency's "All Hands Staff Retreat" was held in September 2015. All employees were given a Customer Service training, which helped DGS reach the annual measure of 100 percent of its staff trained in customer service.

INITIATIVE 2.2: Seek customer feedback and proactively address brand issues.

In FY 2014, DGS used our listserv base to communicate meeting information, respond to resident requests and concerns and share timely project information and updates. In FY 2015, DGS will continue to solicit resident feedback and proactively address brand issues by correcting outstanding old signage (e.g. Department of Real Estate Services) and creating new signage in buildings which have yet to be bannered with DGS. **Completion Date: September 30, 2015.**

● **Performance Assessment Key: Fully Achieved.**

DGS used listservs for communicating with residents, parents, and community groups on agency initiatives, including community meetings, School Improvement Team (SIT) meetings, Advisory Neighborhood Commissioner (ANC) meetings, and DGS-sponsored events for vendors and contractors.





INITIATIVE 2.3: Increase the number of communication methods used to provide public information.

In FY 2014, DGS continued to implement and use web-based social networks and programs such as Facebook, Twitter, YouTube, Google+, LinkedIn, Tumblr, Instagram, Vine and Pinterest to maximize outreach, solicit feedback and enable consistent communication. As of June 30, 2014 DGS had 2,817 followers on Twitter and 3,025 fans on Facebook, a 218% and 388% growth over June 30, 2013's 1,295 followers on Twitter and 779 fans on Facebook. DGS has also increased its community listserv membership to a total of fifty (50) listservs distributed across all eight wards. By joining the listservs, this will allow DGS to reach approximately 25,000 residents in a more rapid manner, increasing our branding efforts and providing transparency on agency activities and initiatives.

 **Performance Assessment Key: Fully Achieved.**

DGS revised its community presentation template, including the “DGS On the Road” and other community outreach products to properly promote the agency to its various internal and external audiences. The agency also produced “infomercials” in FY 2014 to also properly promote the agency and its products and services to internal and external audiences. Budget constraints precluded the agency from producing the additional infomercials in FY 2015.

KEY PERFORMANCE INDICATORS-OFFICE OF THE DIRECTOR

	KPI	Measure	FY 2014 YE Actual	FY 2015 YE Target	FY 2015 YE Revised Target	FY 2015 YE Actual	FY 2015 YE Rating	Budget Program
	1.1	Dollars spent on owned and leased vehicles	\$1,320,066	\$1,200,000	Not Applicable	\$1,239,404	103.28%	Office of the Director
	1.2	Dollars spent on Fleet Share vehicles	\$77,401	\$110,000	Not Applicable	\$115,968.50	94.85%	Office of the Director
	2.1	Percent of customer service complaints and inquiries resolved within 30 days	83%	95%	Not Applicable	77.88%	81.98%	Office of the Director
	2.2	Percent of DGS Employees trained in Customer Service Standards	53%	80%	Not Applicable	100%	125%	Office of the Director

WORKLOAD MEASURES – Agency Management

Measure Name	FY 2013 YE Actual	FY 2014 YE Actual	FY 2015 YE Actual	Budget Program
Total number of completed repair work orders	11,297	8,681	7,313	Agency Management
Total electricity usage	1,600,000	300,000,000	374,000,000	Agency Management
Total SF of currently leased office space	13,169,861	3,027,364	3,006,443	Agency Management
Total annual recycling tonnage at core District owned facilities	150	87	374,000,000	Agency Management
Total service calls received by PSD	2,790	1,283	3,553	Agency Management
Number of contracts processed	435	381	Not Applicable ⁱⁱ	Agency Management
Dollar amount of contracts processed	\$154,251,859	\$140,085,501	\$155,900,025	Agency Management

ⁱ Data not available

ⁱⁱ ibid

Dept. of General Services
 Q13 -- FY 2015 Budget Status by Fund and Program
 Report Run Date: 2/1/16



Fund	Program	PS/NPS	Appn Balance	Expenditure Balance	Variance \$	Variance %	Variance Explanation
0100-LOCAL FUND	1000-AGENCY MGMT PROGRAM	01-PERSONNEL SERVICES	7,152,437.48	6,859,460.77	292,976.71	4.10%	Salary lapse savings
		02-NON-PERSONNEL SERVICES	4,888,974.54	4,413,062.02	475,912.52	9.73%	Mainly in lower contract services, supplies and telecommunicaton services
		Total	12,041,412.02	11,272,522.79	768,889.23	6.39%	
	2000-ASSET MANAGEMENT	01-PERSONNEL SERVICES	1,632,695.20	1,598,029.43	34,665.77	2.12%	Salary lapse savings
		02-NON-PERSONNEL SERVICES	5,115,411.04	4,647,395.31	468,015.73	9.15%	Lower spending in contracts to support the construction and lease management activities.
		Total	6,748,106.24	6,245,424.74	502,681.50	7.45%	
	3000-FACILITY OPERATIONS	01-PERSONNEL SERVICES	37,361,456.37	37,538,224.42	-176,768.05	-0.47%	Due largely to higher additional gross pay (shift differentials), fringe benefits and overtime related to reducing backlog of work orders and HVAC program. PS is managed on an agency-wide basis.
		02-NON-PERSONNEL SERVICES	86,548,991.36	80,957,099.88	5,591,891.48	6.46%	Due to on-call services for emergencies and unplanned events.
		Total	123,910,447.73	118,495,324.30	5,415,123.43	4.37%	
	4000-PROTECTIVE SERVICES	01-PERSONNEL SERVICES	7,984,691.46	7,759,208.49	225,482.97	2.82%	Salary lapse savings
		02-NON-PERSONNEL SERVICES	15,917,635.46	14,936,383.50	981,251.96	6.16%	PSD set aside funds to meet contract security wage adj. and to support security services for special events.
		Total	23,902,326.92	22,695,591.99	1,206,734.93	5.05%	
	5000-CONSTRUCTION SERVICES	01-PERSONNEL SERVICES	1,785,452.94	1,898,695.41	-113,242.47	-6.34%	Higher salaries to retain staff and higher fringes. As indicated above, DGS manages PS on an agency wide basis.
		02-NON-PERSONNEL SERVICES	3,926,840.44	3,626,433.22	300,407.22	7.65%	Medical Center (UMC) for FF&E for a UMC Ward 8 Ambulatory Care Facility was not expended as the property for the facility was not purchased.
		Total	5,712,293.38	5,525,128.63	187,164.75	3.28%	
	6000-CONTRACTING AND PROCUREMENT SERVICES	01-PERSONNEL SERVICES	1,106,511.17	1,365,640.83	-259,129.66	-23.42%	Higher salaries to retain staff. As indicated above, DGS manages PS on an agency wide basis.
		02-NON-PERSONNEL SERVICES	950,397.00	810,119.31	140,277.69	14.76%	Less spending on contractors
		Total	2,056,908.17	2,175,760.14	-118,851.97	-5.78%	

Dept. of General Services
 Q13 -- FY 2015 Budget Status by Fund and Program
 Report Run Date: 2/1/16



Fund	Program	PS/NPS	Appn Balance	Expenditure Balance	Variance \$	Variance %	Variance Explanation
	7000-ENERGY-CENTRALLY MANAGED	02-NON-PERSONNEL SERVICES	53,904,459.82	53,244,722.46	659,737.36	1.22%	Relatively small variance largely in water.
		Total	53,904,459.82	53,244,722.46	659,737.36	1.22%	
	8000-RENT: IN-LEASE	02-NON-PERSONNEL SERVICES	67,368,300.68	67,295,771.92	72,528.76	0.11%	Minimal variance
		Total	67,368,300.68	67,295,771.92	72,528.76	0.11%	
	9960-YR END CLOSE	01-PERSONNEL SERVICES	0.00	44.75	-44.75	/0	Fringe benefits should have been classified to a program during the close.
		Total	0.00	44.75	-44.75	/0	
	Total Local Funds	01-PERSONNEL SERVICES	57,023,244.62	57,019,304.10	3,940.52	0.01%	
		02-NON-PERSONNEL	238,621,010.34	229,930,987.62	8,690,022.72	3.64%	
		Total	295,644,254.96	286,950,291.72	8,693,963.24	2.94%	
	0600-SPECIAL PURPOSE REVENUE FUNDS	2000-ASSET MANAGEMENT	01-PERSONNEL SERVICES	258,247.84	151,714.34	106,533.50	41.25%
02-NON-PERSONNEL SERVICES			635,203.51	452,301.87	182,901.64	28.79%	
Total			893,451.35	604,016.21	289,435.14	32.40%	
3000-FACILITY OPERATIONS		01-PERSONNEL SERVICES	1,143,246.16	753,440.01	389,806.15	34.10%	In the RFK Fund, salary lapse savings and personnel moved to the local budget. Less expended at the RFK Fund and security for the federal CSOSA agency at the Daly building. These expenditures are reimbursable from the One Event Fund and the federal govt., respectively.
		02-NON-PERSONNEL SERVICES	2,588,195.05	2,214,043.81	374,151.24	14.46%	
		Total	3,731,441.21	2,967,483.82	763,957.39	20.47%	
7000-ENERGY-CENTRALLY MANAGED		02-NON-PERSONNEL SERVICES	1,300,000.00	647,742.48	652,257.52	50.17%	Auto fuel to non-DC general fund agencies, which are fully reimbursable, was lower-than-budgeted due mainly to lower auto fuel prices.
		Total	1,300,000.00	647,742.48	652,257.52	50.17%	
8000-RENT: IN-LEASE		02-NON-PERSONNEL SERVICES	1,000,000.00	896,872.01	103,127.99	10.31%	Rent and operating expenses, which are fully reimbursable, were lower than anticipated.
		Total	1,000,000.00	896,872.01	103,127.99	10.31%	
Total Special Purpose Funds	01-PERSONNEL SERVICES	1,401,494.00	905,154.35	496,339.65	35.42%		
	02-NON-PERSONNEL SERVICES	5,523,398.56	4,210,960.17	1,312,438.39	23.76%		

Dept. of General Services
 Q13 -- FY 2015 Budget Status by Fund and Program
 Report Run Date: 2/1/16



Fund	Program	PS/NPS	Appn Balance	Expenditure Balance	Variance \$	Variance %	Variance Explanation
		Total	6,924,892.56	5,116,114.52	1,808,778.04	26.12%	
0700-INTRA-DISTRICT FUNDS	1000-AGENCY MGMT PROGRAM	01-PERSONNEL SERVICES	327,158.05	297,906.19	29,251.86	8.94%	Salary lapse savings from attorney positions transferred from the OAG.
		02-NON-PERSONNEL SERVICES	2,393,770.56	2,393,770.28	0.28	0.00%	
		Total	2,720,928.61	2,691,676.47	29,252.14	1.08%	
	3000-FACILITY OPERATIONS	02-NON-PERSONNEL SERVICES	8,765,506.51	8,748,060.50	17,446.01	0.20%	Minimal occupancy variance.
		Total	8,765,506.51	8,748,060.50	17,446.01	0.20%	
	4000-PROTECTIVE SERVICES	01-PERSONNEL SERVICES	1,145,354.89	1,109,094.78	36,260.11	3.17%	Salary lapse in security officers guarding the DC Armory via an MOU with the DC National Guard.
		02-NON-PERSONNEL SERVICES	18,949,147.64	18,939,888.53	9,259.11	0.05%	
		Total	20,094,502.53	20,048,983.31	45,519.22	0.23%	
	7000-ENERGY-CENTRALLY MANAGED	02-NON-PERSONNEL SERVICES	31,402,144.63	31,353,383.69	48,760.94	0.16%	Minimal variance.
		Total	31,402,144.63	31,353,383.69	48,760.94	0.16%	
	8000-RENT: IN-LEASE	02-NON-PERSONNEL SERVICES	68,386,225.97	68,366,951.72	19,274.25	0.03%	Minimal variance.
		Total	68,386,225.97	68,366,951.72	19,274.25	0.03%	
	Total Intra-District Funds	01-PERSONNEL SERVICES	1,472,512.94	1,407,000.97	65,511.97	4.45%	
02-NON-PERSONNEL SERVICES		129,896,795.31	129,802,054.72	94,740.59	0.07%		
Total		131,369,308.25	131,209,055.69	160,252.56	0.12%		
Gross Funds Basis	Grand Total	01-PERSONNEL SERVICES	59,897,251.56	59,331,459.42	565,792.14	0.94%	
		02-NON-PERSONNEL SERVICES	374,041,204.21	363,944,002.51	10,097,201.70	2.70%	
		Total	433,938,455.77	423,275,461.93	10,662,993.84	2.46%	



% Year Elapsed 33.6%
 % Year Left 66.4%

Fund	Program	PS/NPS	Appn Balance	Expenditure Balance	ID Exp Balance	Encumbrance Balance	Pre Encumbrance Balance	Available Balance	% (Available Balance, Appn Balance)	Variance Explanation
0100-LOCAL FUND	1000-AGENCY MGMT PROGRAM	01-PERSONNEL SERVICES	7,764,626.65	2,015,914.22	62,500.00	0.00	0.00	5,686,212.43	73.23%	Salary lapses and lower fringes due to high number of vacancies during early part of year. PS is managed on an agency-wide basis. High levels of overtime have been incurred in facility (see discussion below) This will be covered via agency-wide salary lapses.
		02-NON-PERSONNEL SERVICES	4,409,403.87	582,442.38	1,554,670.18	1,428,421.34	23,900.63	819,969.34	18.60%	
		Total	12,174,030.52	2,598,356.60	1,617,170.18	1,428,421.34	23,900.63	6,506,181.77	53.44%	
	2000-ASSET MANAGEMENT	01-PERSONNEL SERVICES	1,612,298.46	487,149.52	0.00	0.00	0.00	1,125,148.94	69.79%	Salary lapse due to vacant position. Agency has been committing funds to allow lead time for expenditures. \$335k will be part of reprogramming to the Ballou HS modernization project. The reprogramming totals \$5.5M and includes \$4.3M in operating DGS funds and \$1.2M in DGS municipal capital funds. The operating sources include the \$0.3M from Asset Mgt., \$2M from Facility Operations and \$2M from Energy. These will be discussed below. The \$1.2M in capital funds include the Facility Condition Assessment (\$1M) and Critical Capital Replacement (\$0.2M) projects.
		02-NON-PERSONNEL SERVICES	5,139,367.23	454,579.32	41,484.18	860,212.62	1,619,632.88	2,163,458.23	42.10%	
		Total	6,751,665.69	941,728.84	41,484.18	860,212.62	1,619,632.88	3,288,607.17	48.71%	
	3000-FACILITY OPERATIONS	01-PERSONNEL SERVICES	38,109,004.95	10,485,801.43	50.00	0.00	0.00	27,623,153.52	72.48%	Salary lapses due to vacancies offset higher overtime, especially during 1st quarter, to ensure that HVAC will function properly during winter months. Overtime subsequently lowered with change in shifts. As discussed above, PS is managed on an agency-wide basis. Agency has been committing funds to allow lead time for expenditures. As mentioned above, \$2M of planned preventative maintenance funds will be part of the \$5.5M reprogramming to the Ballou HS modernization project.
		02-NON-PERSONNEL SERVICES	88,860,985.16	7,835,351.10	602,795.82	32,944,092.84	14,247,063.16	33,231,682.24	37.40%	
		Total	126,969,990.11	18,321,152.53	602,845.82	32,944,092.84	14,247,063.16	60,854,835.76	47.93%	
	4000-PROTECTIVE	01-PERSONNEL	8,793,469.93	2,073,422.76	0.00	0.00	0.00	6,720,047.17	76.42%	Salary lapses due to vacant positions.

Dept. of General Services
 FY 2016 YTD Budget Status by Fund and Program
 Report Run Date: 2/1/16



% Year Elapsed 33.6%
 % Year Left 66.4%

Fund	Program	PS/NPS	Appn Balance	Expenditure Balance	ID Exp Balance	Encumbrance Balance	Pre Encumbrance Balance	Available Balance	% (Available Balance, Appn Balance)	Variance Explanation
	SERVICES	02-NON-PERSONNEL SERVICES	20,844,864.72	3,341,418.36	165,755.40	10,993,957.04	336,232.85	6,007,501.07	28.82%	Agency has been committing funds to allow lead time for expenditures.
		Total	29,638,334.65	5,414,841.12	165,755.40	10,993,957.04	336,232.85	12,727,548.24	42.94%	
	5000-CONSTRUCTION SERVICES	01-PERSONNEL SERVICES	2,164,086.70	532,338.26	0.00	0.00	0.00	1,631,748.44	75.40%	Salary lapse due to vacant position. Credit expenditures reflect reversal of unpaid prior-year accrual. SOAR automatically reverses prior-year accruals. Late invoices are being reviewed and will be paid subsequently if all vendor requirements have been met.
		02-NON-PERSONNEL SERVICES	608,448.00	-337,064.04	138,728.83	100.00	0.00	806,683.21	132.58%	
		Total	2,772,534.70	195,274.22	138,728.83	100.00	0.00	2,438,431.65	87.95%	
	6000-CONTRACTING AND PROCUREMENT SERVICES	01-PERSONNEL	1,449,800.33	399,673.53	0.00	0.00	0.00	1,050,126.80	72.43%	Salary lapses due to vacant positions. Agency has been committing funds to allow lead time for expenditures.
		02-NON-PERSONNEL SERVICES	964,398.00	137,266.43	0.00	501,327.89	0.00	325,803.68	33.78%	
		Total	2,414,198.33	536,939.96	0.00	501,327.89	0.00	1,375,930.48	56.99%	
	7000-ENERGY-CENTRALLY MANAGED	02-NON-PERSONNEL SERVICES	61,343,366.00	10,349,324.97	0.00	10,001,693.99	849,003.09	40,143,343.95	65.44%	Due to declining auto fuel prices, \$2M in savings will be realized. The \$2M will be part of the Ballou HS modernization reprogramming.
		Total	61,343,366.00	10,349,324.97	0.00	10,001,693.99	849,003.09	40,143,343.95	65.44%	
	8000-RENT: IN-LEASE	02-NON-PERSONNEL SERVICES	75,812,865.00	21,654,454.97	0.00	0.00	0.00	54,158,410.03	71.44%	At budget. Moves included in the budget will occur later in the fiscal year.
		Total	75,812,865.00	21,654,454.97	0.00	0.00	0.00	54,158,410.03	71.44%	
	9960-YR END CLOSE	02-NON-PERSONNEL	0.00	0.00	-0.02	0.00	0.00	0.02	/0	
Total		0.00	0.00	-0.02	0.00	0.00	0.02	/0		
Total	01-PERSONNEL	59,893,287.02	15,994,299.72	62,550.00	0.00	0.00	43,836,437.30	73.19%		
	02-NON-PERSONNEL SERVICES	257,983,697.98	44,017,773.49	2,503,434.39	56,729,805.72	17,075,832.61	137,656,851.77	53.36%		
	Total	317,876,985.00	60,012,073.21	2,565,984.39	56,729,805.72	17,075,832.61	181,493,289.07	57.10%		
0600-SPECIAL PURPOSE REVENUE FUNDS	2000-ASSET MANAGEMENT	01-PERSONNEL SERVICES	188,033.99	95,605.23	0.00	0.00	0.00	92,428.76	49.16%	At the Eastern Market, 3 contractors were converted to FTEs near the end of FY15. The FY16 budget had already been approved by then. A PS to NPS reprogramming has been submitted to realign the Eastern Market PS-NPS budgets.
		02-NON-PERSONNEL	634,943.08	50,334.27	-1,713.10	38,389.81	236,396.56	311,535.54	49.07%	
		Total	822,977.07	145,939.50	-1,713.10	38,389.81	236,396.56	403,964.30	49.09%	
	3000-FACILITY OPERATIONS	01-PERSONNEL SERVICES	774,658.10	225,777.91	0.00	0.00	0.00	548,880.19	70.85%	
									Salary due to vacant positons at the RFK Stadium.	

Dept. of General Services
 FY 2016 YTD Budget Status by Fund and Program
 Report Run Date: 2/1/16



% Year Elapsed 33.6%
 % Year Left 66.4%

Fund	Program	PS/NPS	Appn Balance	Expenditure Balance	ID Exp Balance	Encumbrance Balance	Pre Encumbrance Balance	Available Balance	% (Available Balance, Appn Balance)	Variance Explanation
		02-NON-PERSONNEL SERVICES	1,776,401.76	7,356.19	0.00	699,956.59	320,771.23	748,317.75	42.13%	Agency has been committing funds to allow lead time for expenditures.
		Total	2,551,059.86	233,134.10	0.00	699,956.59	320,771.23	1,297,197.94	50.85%	
	7000-ENERGY-CENTRALLY MANAGED	02-NON-PERSONNEL SERVICES	1,440,378.00	150,929.25	0.00	0.00	0.00	1,289,448.75	89.52%	Declining auto fuel prices and lag in billings.
		Total	1,440,378.00	150,929.25	0.00	0.00	0.00	1,289,448.75	89.52%	
	8000-RENT: IN-LEASE	02-NON-PERSONNEL SERVICES	1,561,425.00	513,708.18	0.00	0.00	0.00	1,047,716.82	67.10%	At budget for the health Care Exchange Agency.
		Total	1,561,425.00	513,708.18	0.00	0.00	0.00	1,047,716.82	67.10%	
	Total	01-PERSONNEL SERVICES	962,692.09	321,383.14	0.00	0.00	0.00	641,308.95	66.62%	
		02-NON-PERSONNEL SERVICES	5,413,147.84	722,327.89	-1,713.10	738,346.40	557,167.79	3,397,018.86	62.75%	
		Total	6,375,839.93	1,043,711.03	-1,713.10	738,346.40	557,167.79	4,038,327.81	63.34%	
	0700-INTRA-DISTRICT FUNDS	0001-DEPARTMENT OF PROPERTY MANAGEMENT	02-NON-PERSONNEL SERVICES	0.00	0.00	0.00	-369.09	0.00	369.09	/0
Total			0.00	0.00	0.00	-369.09	0.00	369.09	/0	
1000-AGENCY MGMT PROGRAM		02-NON-PERSONNEL SERVICES	123,238.00	-250,000.00	2,384.69	250,000.00	0.00	120,853.31	98.06%	Credit expenditures reflect reversal of unpaid prior-year accrual. SOAR automatically reverses prior-year accruals. Invoice was paid 2/4/16.
		Total	123,238.00	-250,000.00	2,384.69	250,000.00	0.00	120,853.31	98.06%	
3000-FACILITY OPERATIONS		02-NON-PERSONNEL SERVICES	8,209,483.00	1,005,232.17	0.00	3,654,556.55	628,684.81	2,921,009.47	35.58%	Agency has been committing funds to allow lead time for expenditures.
		Total	8,209,483.00	1,005,232.17	0.00	3,654,556.55	628,684.81	2,921,009.47	35.58%	
4000-PROTECTIVE SERVICES		01-PERSONNEL SERVICES	1,352,102.26	265,881.55	0.00	0.00	0.00	1,086,220.71	80.34%	Salary lapse due to vacant officer positions hired to guard the DC Armory for the DCNG via an MOU.
		02-NON-PERSONNEL SERVICES	14,227,409.97	2,097,809.17	0.00	5,936,508.34	391,521.94	5,801,570.52	40.78%	Agency has been committing funds to allow lead time for expenditures.
		Total	15,579,512.23	2,363,690.72	0.00	5,936,508.34	391,521.94	6,887,791.23	44.21%	
7000-ENERGY-CENTRALLY MANAGED		02-NON-PERSONNEL SERVICES	37,188,140.00	8,738,085.94	0.00	674,625.86	0.00	27,775,428.20	74.69%	As discussed previously, auto fuel prices have declined. Excess funds collected from the exception agencies will be returned to them.
	Total	37,188,140.00	8,738,085.94	0.00	674,625.86	0.00	27,775,428.20	74.69%		
8000-RENT: IN-LEASE	02-NON-PERSONNEL SERVICES	80,303,444.00	21,712,490.00	0.00	0.00	0.00	58,590,954.00	72.96%	Planned moves will occur later in the fiscal year.	
	Total	80,303,444.00	21,712,490.00	0.00	0.00	0.00	58,590,954.00	72.96%		

Dept. of General Services
 FY 2016 YTD Budget Status by Fund and Program
 Report Run Date: 2/1/16



% Year Elapsed 33.6%
 % Year Left 66.4%

Fund	Program	PS/NPS	Appn Balance	Expenditure Balance	ID Exp Balance	Encumbrance Balance	Pre Encumbrance Balance	Available Balance	% (Available Balance, Appn Balance)	Variance Explanation
	9960-YR END CLOSE	02-NON-PERSONNEL SERVICES	0.00	0.00	-2,384.69	0.00	0.00	2,384.69	/0	
		Total	0.00	0.00	-2,384.69	0.00	0.00	2,384.69	/0	
	Total	01-PERSONNEL SERVICES	1,352,102.26	265,881.55	0.00	0.00	0.00	1,086,220.71	80.34%	
		02-NON-PERSONNEL SERVICES	140,051,714.97	33,303,617.28	0.00	10,515,321.66	1,020,206.75	95,212,569.28	67.98%	
		Total	141,403,817.23	33,569,498.83	0.00	10,515,321.66	1,020,206.75	96,298,789.99	68.10%	
Gross Funds	Total	01-PERSONNEL SERVICES	62,208,081.37	16,581,564.41	62,550.00	0.00	0.00	45,563,966.96	73.24%	
		02-NON-PERSONNEL SERVICES	403,448,560.79	78,043,718.66	2,501,721.29	67,983,473.78	18,653,207.15	236,266,439.91	58.56%	
		Total	465,656,642.16	94,625,283.07	2,564,271.29	67,983,473.78	18,653,207.15	281,830,406.87	60.52%	



**Q 14 -- DGS Capital and Reverse Paygo Reprogrammings in the Dept. of General Services
FY 2015
As of September 30, 2015**



A	B	C	D	E	F	
Ln #	From Agency/Project No. & Title	To Agency/Project No. & Title	Fund	Amount	Purpose	Date
1	DGS YY157C Stuart Hobsom MS	Via Reverse Paygo to DGS Local	300/100	\$ 8,302.00	Security Cameras at Stuart Hobson MS.	5/25/2015
2	DGS/DPR - COM37C Congress Heights Rec Center	Via Reverse Paygo to DGS Local	300/100	\$ 13,883.31	Security Carmeras that were inelligible for capital.	12/15/2014
3	DGS QS541C Barry Farm Rec Center	Via Reverse Paygo to DGS Local	300/100	\$ 22,130.00	Capital ineligible. Security Cameras for Barry Farm Rec Center.	3/17/2015
4	DGS Facilities Operations DGS GM102C	Via Reverse Paygo to DGS RG001C General Improvements	300/100	\$ 36,564.00	Moving Funds to Facilities Operations to Reverse Paygo to RG001C General Improvements for 4th Floor Improvements at Columbia Heights Rec Center.	11/6/2015
5	DGS QN702C Athletic Boiler/HVAC Work	Via Reverse Paygo to DGS Local	300/100	\$ 62,000.00	Moving the Chiller from Malcolm X ES to Green ES.	5/15/2015
6	DGS QN702C Athletic Field Improvements	Via Reverse Paygo to DGS Local	300/100	\$ 100,100.00	Capital ineligible work on the Columbia Heights Rec Center (equipment, moving services, interior finishes).	7/10/2015
7	DGS DPR Local - GM120C General Miscellaneous Improvments	Via Reverse Paygo to DGS SET38C SE Tennis Center	300/100	\$ 125,000.00	Extension of the SE Tennis Courts from 114 ft to 120 ft (internation standards).	5/19/2015
8	DGS QS541C, RG006C, QN702C & URA37C	Via Reverse Paygo to DGS Local	300/100	\$ 214,888.00	Covered Walkways for Demountable Classrooms @ Murch ES. Capital ineligible procurements for DPR sites (Barry Farms, Banneker, Columbia Heights, Ft Stanton, Oxon Run & Landon Park).	5/4/2015
9	DGS YY159C (Ellington HS)	Via Reverse Paygo to DCPS Operating Budget	300/100	\$ 218,600.00	Audio Visual Equipment procurement at Elligton HS	7/2/2015
10	Various Capital Sources	Via Reverse Paygo to DGS Local & Capital via Reverse Paygo to PL101C Homeless Shelter	300/100	2,320,000.00	Various Upgrades at DC Homelsss Shelters (an additional 2.070M in capital and 250K in local for the work at 2601 Naylor Road a non Didstict asset. (2.320 total).	6/5/2015
11	DGS Local	Pool	300/100	\$ 250,000.00	Moving of funds from Homeless Shelter Pool to Reverse Paygo for future work to be performed at 2601 Naylor Road.	5/12/2015
12						11/6/2015



**Q 14 -- DGS Capital and Reverse Paygo Reprogrammings in the Dept. of General Services
FY 2015
As of September 30, 2015**



A	B	C	D	E	F	
Ln #	From Agency/Project No. & Title	To Agency/Project No. & Title	Fund	Amount	Purpose	Date
13	DCNG Local Budget	via Reverse Paygo to DGS NG715C DC Challenge at Laurel, MD	300/100	\$ 260,000.00	Moved from DCNG Local to NG715C for upgrades to Youth Challenge Educational Campus for Capital Garden Youth Challenge Academy	11/6/2015
14	DGS UMC01C United Medical Hospital	DCHCF UMC United Medical Center and ELC United Medical Center	300/302/100	27,316,000.00	Reprogramming totaled 27.3 Million. Ffunds went from DGS Capital to DCHCF and ELC. DGS Received 390K in FY 15 Local Funds	1/30/2015
15	DGS Auto Fuel (205K) and Sustainability DC (200K)	Via Reverse Paygo to PL901C Energy Retrofit Pool	300/100	\$ 405,000.00	Moved from FY15 operating to PL901C Energy Retrofit Pool for work on energy classroom at Leckie ES.	11/6/2015
16	DGS NR939C Roosevelt HS Renovation)	Via Reverse Paygo to DGS Local	300/100	\$ 431,293.00	FF&E for Roosevelt HS.	6/19/2015
17	Various DCPS projects	Via Reverse Paygo to DGS Local	300/100	\$ 468,687.66	FF&E and cameras for various DCPS school modernizations	3/17/2015
18	Various DCPS projects	via Reverse Paygo to DCPS & DGS Local Budgets	300/100	680,796.39	Security Cameras & FFE for Anacostia, Rose, Mann, Brookland, and Ballou. These items are not eligible for capital. (605K went to DGS Local Budget 75K to DCPS Local).	12/15/2014
19	DGS Auto Fuel & Various DPR Projects	Via Reverse Paygo to Children and Youth Investment Trust	300/100	\$ 13,993,254.00	Moving Funds to Various DPR Capital Projects & other sources. 657K came from the DGS auto fuel budget as well. 12 Million went to DPR.	11/6/2015
20	DOC Local Budget	DGS CR004C Central Security Command Center Upgrade	300/100	\$ 693,318.00	Moved from DOC Local to CR004C for CC Television & Surveillance Camera System Upgrade	11/6/2015
21	DGS GM311C High School Modernization Captial Labor	Via Reverse Paygo to DCPS Local Budget	300/100	\$ 750,000.00	Capital ineligible costs for DCPS Planning Positions. Planning is a not a direct labor cost. The funds will go thru Paygo to the DCPS local budget.	11/16/2015
22	DOC Local	DGS CGN01C DOC General Renovations	300/100	800,000.00	Roof Replacement @ CDF (DC Jail)	10/29/2015
23	DGS Local	via Reverse Paygo to DGS YY181C Elliot Hines FF&E	300/100	\$ 905,225.00	Elliot Hines FF&E moved from FY15 local to Reverse Paygo to YY181C Elliot Hines FF&E.	10/23/2015



**Q 14 -- DGS Capital and Reverse Paygo Reprogrammings in the Dept. of General Services
FY 2015
As of September 30, 2015**



A	B	C	D	E	F	
Ln #	From Agency/Project No. & Title	To Agency/Project No. & Title	Fund	Amount	Purpose	Date
24	DGS/DPR - QM802C - NOMA Parks and Rec Centers	Via Reverse Paygo to DGS Local	300/100	\$ 927,478.00	Costs associated with non-District owned assets PEPCO & N & O Street Parks.	12/22/2014
25	DGS GI010C (Special Ed Classrooms)	Via Reverse Paygo to DGS Local	300/100	\$ 1,000,000.00	Moving Demountable classrooms from Powell ES to Leckie ES and Truesdal ES due to increased enrollment. Summer 2015 Renovation of Elliot Hines JHS (626,750 went to DGS capital budget YY181 Hines). 1,001,065 went to tot the DGS Local budget for ineligible capital items - FF&E, furniture, etc.	6/4/2015
26	DGS (NR939C Roosevelt HS Renovation)	DGS Lcoal & DGS Capital	300/100	\$ 1,627,815.00	FF&E, furniture, etc. FF&E, books, AV equipment, art supplies, computers for varieuse DCPS schools	7/2/2015
27	Various DCPS projects	DCPS Local	300/100	\$ 1,056,659.00	Lincoln Theatre Renovations Came from the Capital Budget	5/4/2015
28	DGS - EB404C Lincoln Theatre	Via Reverse Paygo to DGS Local	300/100	\$ 2,000,000.00	Capital ineligible costs for Bruce Monroe, Alice Deal, Truesdal ES & Leckie ES (2,199,542 went to the DGS Local budget and 155K went to DCPS Local	1/30/2016
29	Various DCPS projects	Via Reverse Paygo to DGS Lcoal	300/100	\$ 2,354,542.00		7/10/2015
30	DGS UMC01C - United Medical Center East End	Reverse Paygo to DHCF Local Budget	300/100	5,202,708.00	Purchase of Equipment for UMC that is not capital elligible.	5/19/2015
31	Various including 2.3 from Rent and 1.347 from Auto Fuel, 21.1 from DPC01C DC Soccer Statdium	YY101C, QN401C, YY159C, YY168C, MR337C, SH733C, LFR01C & OTHERS	300/100	\$ 47,100,000.00	26 million is local and 21.1 million is capital. Various projects across the city.	10/30/2015



**Q 14 -- Municipal Capital Only Reprogrammings in the Dept. of General Services
FY 2015
As of September 30, 2015**

Ln #	A From Agency/Project No. & Title	B To Agency/Project No. & Title	C Fund	D Amount	E Purpose	F Date
1	Various projects across the City	DGS - SPC01C DC United Soccer Stadium	300	32,626,849.00	DC United Soccer Stadium	1/10/2015
2	DGS - Big 4 Pool and Critical Capital Pool (PL108C & PL902C)	DGS - Wil02C Wilson Building Fund	300	5,000,000.00	Wilson Bldg Renovations	1/30/2015
3	DGS/OS AB102C Archives	OCTO AB115C Public records Collection Managemetrn Software	300	600,000.00	Transfer to OCTO for IT system for the new Archived Bldg.	1/1/2015
4	DGS SH736C Mt Olivet Facility & SH737C DYRS HVAC Replacement	DGS SH734C DYRS Generator Back Up	300	429,000.00	Emergency Generator Installation	2/20/2015
5	WMATA & OCTO	DGS NG715C DC Challenge at Laurel, MD	300	700,000.00	Outdoor Security Lighting for DC National Guard Facility in Laurel, MD	4/2/2015
6	QN75PC, QM601C and others	DGS PL101C Homeless Shelter Pool	300	\$ 2,070,000.00	Various Upgrades at DC Homeless Shelters. Total reprogramming was 2,320,000 the additional 250K went to the DGS Local Budet for repairs at 2601 Naylor Road a NON District asset). Also listed under Operating and DPR Tabs.	5/12/2015
7	DGS SH739C DYRS Courtyard Renovation	DGS SH735C NB Gatehouse @ River Road Entrance	300	180,000.00	Fabrication and Installation of a River Road Entrance @ New Beginnings - Laurel, MD	8/25/2015
8	Reverse Paygo	DGS PL101C Homeless Shelter Pool FF&E	300	\$ 250,000.00	Moved from FY15 operating to PL101C Homeless Shelter Pool for work to be done on 2601 Naylor Road. Also listed under the Operating Tab.	11/6/2015
9	Reverse Paygo	DGS PL901C Energy Retrofit Pool	300	\$ 405,000.00	Moved from FY15 operating to PL901C Energy Retrofit Pool for work on energy classroom at Leckie ES. Also listed on the Operating Tab.	11/6/2015



**Q 14 -- Municipal Capital Only Reprogrammings in the Dept. of General Services
FY 2015
As of September 30, 2015**

	A	B	C	D	E	F
Ln #	From Agency/Project No. & Title	To Agency/Project No. & Title	Fund	Amount	Purpose	Date
10	DGS PL103C Hazmat Pool	DGS PL902C Critical Capital Pool	300	\$ 495,000.00	Roof and Fan Coil Replacement at the Daly Building	7/2/2015
11	DGS HC103C STD Clinic	DGS HC102C (20,808) Animal Shelter & PL107C Miscellaneous Buildijng Pool (120K)	300	\$ 140,808.00	Renovation of DOH Pharmacy and Animal Shelter	7/2/2015



**Q14 -- DCPS Capital Only Reprogrammings in the Dept. of General Services
FY 2015
As of September 30, 2015**

Ln #	A From Agency/Project No. & Title	B To Agency/Project No. & Title	C Fund	D Amount	E Purpose	F Date
1	DGS - YY1VNC Van Ness ES	DGS GI5EMC Emery Expansion Project	300	400,000.00	Facility Renovations at Emery School for housing Admin Staff	2/17/2015
2	Various DCPS projects	Various DCPS projects DGS YY192C	300	\$ 49,476,800.00	Reprogramming to support various school renovations based on EOM/Council approval	2/6/2015
3	DGS MH137C Dunbar HS	PlummerES	300	\$ 520,000.00	Support Closeout costs for Plummer ES	4/2/2015
4	DGS YY187C Lafayette ES	TK337C Takoma Modernization	300	\$ 135,000.00	To construct an infield at Takoma Education Campus	5/4/2015
5	Various DCPS Capital Projects	DGS NR939C Roosevel HS	300	\$ 1,222,652.00	Roosevlet HS Modernization	5/25/2015
6	Various DCPS Capital Projects Health Suites & DPR08C	GM120C (General Miscellaneous)	300	\$ 2,367,000.00	Costs associated Burdick ES Re-opening	6/19/2015
7	Master Lease for Vehiclews	Various DC Agencies DGS T241c,	300	\$ 118,102.00	Budget Realignment City Wide to comply with BSA of 2015. Also listed under DPR Tab.	10/1/2015
8	DGS YY176C, YY182C, YY108C, & GI552c	PK337C, ND437C, YY164C & YY196C	300	\$ 3,700,000.00	Summer 2015 Renovation of MLK ES, Hyde ES, Deal MS, Stanton ES & on the Student Iformation System	7/10/2015



**Q14 -- DPR Capital Only Reprogrammings in the Dept. of General Services
FY 2015
As of September 30, 2015**

Ln #	A From Agency/Project No. & Title	B To Agency/Project No. & Title	C Fund	D Amount	E Purpose	F Date
1						
2	DGS/DPR - QN7SWC Sherwood Playground Modernization	DGS/DPR - QN750C Park Improvements	300	\$ 90,000.00	PLAY DC Playground Renovations	12/15/2014
3						
4	SET38C SE Tennis Learning Center	DPR Operating Budget	300	\$ 30,293.00	FF&E for SE Tennis Center	3/17/2015
5	RG001C General Improvements Pool	DPR Operating Budget	300	\$ 500,000.00	Funds used by DPR to issue Capital Riverfront BID grant to for facility work at 355 Walter Street SE (DC owned asset)	5/4/2015
6	QN75PC, QM601C and others	DGS PL101C Homeless Shelter Pool DGS QN7/MIMC Metro Memorial Park)	300	\$ 2,070,000.00	Various Upgrades at DC Homeless Shelters. Total reprogramming was 2,320,000 the additional 250K went to the DGS Local Budet for repairs at 2601 Naylor Road a NON District asset). Also located under Operating and Munciapal Tabs.	5/12/2015
7	Various Capital Projects DGS G1570C DCPS		300	\$ 150,000.00	Construction Costs at Metro Memorial Park	6/19/2015
8	Health Suites & DPR08C Master Lease for	Various DC Agencies	300	\$ 118,102.00	Budget Realignment City Wide to comply with BSA of 2015. Also listed under DCPS Tab.	10/1/2015
9	Various DPR projects	QG638C Kenilworth Rec Center	300	\$ 2,550,000.00	Renovation work to convert the Kenilworth ES to the Kenilworth Rec Center	7/10/2015



Q14 -- Operating Only Reprogrammings in the Dept. of General Services
FY 2015
As of September 30, 2015

Ln #	A From Agency/Project No. & Title	B To Agency/Project No. & Title	C Fund	D Amount	E Purpose	F Date
1	DGS Various Local Allotments	DC Soccer Stadium Workforce	100	\$ 3,000,000.00	Soccer Stadium total reprogramming is 6.077 million	1/10/2015
2	DGS Local	Investment Fund	100	\$ 200,284.83	District Classification and Compensation Reform	2/24/2015
3	DGS Local	DGS Local		\$ 2,304,384.00	(6,538,773 is the total reprogramming amount)	3/16/2015
4	DGS Local Rent	DGS PSPD	100	\$ 850,000.00	Reprogramming for PS costs	6/5/2015
5	DGS Local PSD	DGS Local PSD	100	\$ 272,825.00	Security Services at 2235 Shannon Place.	10/20/2015
6	DGS Local Rent	DGS Local Facilities	100	\$ 2,400,000.00	Realigning NPS Expenditures within PSPD	7/14/2015
7	DGS Local	DGS Local	100	\$ 1,602,791.00	Funds Need to Assist Facilities with repairs at DCPS Schools	11/3/2015
8	DGS Local	DGS Local	100	\$ 2,253,000.00	Funds moved to cover Facilites OT for FY15	11/5/2015
9	DGS Local	DGS Local	100	\$ 2,185,000.00	Funds moved to cover the Electricty Budget for FY15	11/5/2015
10	DGS Local	DGS Local	100	\$ 500,000.00	Funds moved to cover Facilities and PSPD OT for FY15	11/6/2015
11	DGS Local	DGS Local	100	\$ 1,410,570.00	Funds moved to cover the Water Budget for FY15	11/9/2015
12	DGS Local Rent and Auto Fuel	DGS Local District Budget via Budget Support Act of 2015	100	\$ 5,500,000.00	Funds moved to cover the Disputed Water Budget for FY15 5.5 Million was redirected to needs identified in the BSA Act of 2015. 4.9M came from Auto Fuel and 600K from Rent.	7/15/2015



Q14 -- Special Purpose Revenue Reprogrammings in the Dept. of General Services

FY 2015

As of September 30, 2015



	A	B	C	D	E	F
Ln #	From Agency/Project No. & Title	To Agency/Project No. & Title	Fund	Amount	Purpose	Date
1	DGS SPR Eastern Market	DGS SPR Eastern Market	600	\$ 73,282.00	Conversion of 3 contractors to FTEs	7/14/2015



Q14 -- Municipal Capital Reprogrammings in the Dept. of General Services
FY 2016
As of January 31, 2016



	A	B	C	D	E	F
Ln #	From Agency/Project No. & Title	To Agency/Project No. & Title	Fund	Amount	Purpose	Date
1	DGS PL403C Underground Commercial Power Feed to UCC	UC0 IT & Communication Upgrade	300	\$ 475,000.00	Replacement of Telecom at the end of its useful life.	pending
2	WMATA SA311C WMATA Fund Project	AM0 PUT14C Property Tracking System	300	\$ 150,000.00	System Upgrades to ensure IRS compliance	pending
3	DGS EB404C Lincoln Theatre	DMPED NG516C Grimke School Development	300	\$ 19,000.00	Development of Grimke School for the AA Civil War Memorial	pending



**Q14 --- DCPS Capital Only Reprogrammings in the Dept. of General Services
FY 2016
As of January 31, 2016**



Ln #	A From Agency/Project No. & Title	B To Agency/Project No. & Title	C Fund	D Amount	E Purpose	F Date
1	DGS GM312C ES/MS Modernization Capital Labor	DGS GM313C Stabilization Capital Labor Program	300	\$ 485,000.00	To ensure that FY16 costs are appropriately budgeted for internal and external Capital Labor	pending
2	Various Capital Projects	YY1VNC Van Ness Modernization	300	\$ 4,500,000.00	Van Ness Elementary School will consist of an addition for the art and music classrooms, media center, modernization/renovation of multipurpose room and cafeteria, upper grade playground, open play space, parking lot, and site improvements.	pending
3	DGS GM312C ES/MS Modernization Capital Labor	GA0 LOCAL Budget	300	\$ 750,000.00	For Planning Personnel at DCPS for capital improvements. The planning people will report directly to DCPS	pending
4	DGS TB237C Burroughs ES Modernization	DGS YY157C Stuart Hobson MS Renovation	300	\$ 200,000.00	Unforeseen conditions associated with site improvements with the playing field, sidewalk upgrade and closeout costs.	pending
5	DGS ANR37C Anacostia Rec Center Modernization	DGS SET38C SE Tennis and Learning Center	300	\$ 485,000.00	Unforeseen conditions associated with the closeout of this project.	pending



Q14 -- DPR Capital Only Reprogrammings in the Dept. of General Services
FY 2016
As of January 31, 2016



Ln #	A From Agency/Project No. & Title	B To Agency/Project No. & Title	C Fund	D Amount	E Purpose	F Date
1	DGS Q10FGC Fort Greble Rec Center&RG006C Swimming Pool Replacement	DGS QE238C Ridge Road Rec Center	300	\$ 1,000,000.00	Budget needed to complete replacment of poolbuilding, construct a splash pad, and other costs associated with a new rec center.	pending



Q 14 -- DGS Capital and Reverse Paygo Reprogrammings in the Dept. of General Services
 FY 2016
 As of January 31, 2016



Ln #	A From Agency/Project No. & Title	B To Agency/Project No. & Title	C Fund	D Amount	E Purpose	F Date
1	DGS Capital and DGS Local DGS YY1RTC River Teeace Special Education Center	Via Reverse Pago to DGS NA637C Ballou HS	300/100	\$ 5,500,000.00	Funds needed to complete the construction of the stadium complex. Original vendor was terminated for convience of the governemnt.	pending
2	DGS MJ137C Janney ES Modernization	Via Reverse Paygo to DGS Local	300/100	\$ 71,643.00	FF&E for River Terrace Education Center and Janney ES. The items are not capital eligible.	pending
3	DGS YY171C Shepherd ES Mondernization	Via Reverse Paygo to DGS Local	300/100	\$ 25,000.00	Costs that not capital eligible for Janney closeout. IT, AV, and security equipment for Shepherd ES. The items are not capital eligible.	pending
4	DGS YY1RTC River Teeace Special Education Center	Via Reverse Paygo to DGS Local	300/100	\$ 98,547.00	FF&E accessories for River Terrance Educational Center Modernization. The items are not capital eligible.	pending
5						



Q14 - Special Purpose Reprogramming in the Dept. of General Services
FY 2016
As of January 31, 2016



	A	B	C	D	E	F
Ln #	From Agency/Project No. & Title	Agency/Project No. & Title	Fund	Amount	Purpose	Date
1	DGS SPR Eastern Market	DGS SPR Eastern Market	600	\$ 225,376.20	Salaries of 3 contractors converted to to FTEs	pending



**Q15 -- Intra-Districts for the Dept. of General Services
 FY 2016 - Operating MOUs
 As of January 31, 2016**



Ln #	Buyer Agency	Seller Agency	Project/Purpose	Amount	Project Title	FY
			DGS Legal Services to handle and complete the DCPL			
1	DCPL	DGS	Leases	\$ 36,000.00	CEF01C	16
2	DHS	DGS	Security Services @ Adams Place	\$ 571,650.51	G440JA	16
3	DCNG	DGS	Rubble Pile Construction	\$ 316,500.00	G319FK	16
			Maintenance Work @ McMillan Sand Site & Fort			
4	DMPED	DGS	Washington National Park	\$ 39,358.00	EB601C	16
5	DPR	DGS	Security @ Various Local Football Games	\$ 12,889.05	G440HA	16
6	OAG	DGS	OAG Security	\$ 26,296.56	G440CB	16
7	OCFO	DGS	Parking at Reagan Building for Wilson Building Staff	\$ 47,880.00	AT601C	16
8	DPR	DGS	DPR Security Light Survey	\$ 30,000.00	G440HA	16
9	DCNG	DGS	Security for DCNG	\$ 1,416,102.56	DCGPD6	16



Q15 -- Intra-Districts for the Dept. of General Services
FY 2016 - Operating MOUs
As of January 31, 2016



	A	B	C	D	E	F
Ln #	Buyer Agency	Seller Agency	Project/Purpose	Amount	Project Title	FY

* money was reprogrammed to PL107C. The MOU memorializes the duties of DGS.



Q15 -- Intra-Districts for the Dept. of General Services
FY 2016 - Municipal MOUs
As of January 31, 2016

	A	B	C	D	E	F
Ln #	Buyer Agency	Seller Agency	Project/Purpose	Amount	Project Title	FY
1	DDOT	DGS	Metro Memorial Park Environmental Site Assessment & oversee project management	\$ 200,000.00	KAF01C	16



Q15 -- Intra-Districts for the Dept. of General Services
FY 2016 - DCPS MOUs
As of January 31, 2016

	A	B	C	D	E	F
Ln #	Buyer Agency	Seller Agency	Project/Purpose	Amount	Project Title	FY
			Provide environmental upgrades and installation/testing services to ensure the impacted IT closets meet operating warranty requirements for all IT/POE switching and back up power equipment being deployed.			
1	OCTO	DGS	IT Services for FY15 Phase 1's Modernizations and	\$ 100,853.00	GI010C	16
2	DGS	OCTO	DPR. This is also listed on the DPR Tab.*	\$ 2,269,017.37	N/A	16

* This is a time extension only from FY15. No additional dollars were exchanged.



Q15 -- Intra-Districts for the Dept. of General Services
FY 2016 - DPR MOUs
As of January 31, 2016

	A	B	C	D	E	F
Ln #	Buyer Agency	Seller Agency	Project/Purpose	Amount	Project Title	FY
1	DGS	OCTO	IT Services for FY15 Phase 1's Modernizations and DPR. This is also listed on the DCPS Tab.*	\$ 2,269,017.37	N/A	16

* This is a time extension only from FY15. No additional dollars were exchanged.



**Q15 -- Intra-Districts for the Dept. of General Services
 FY 2015 YTD - DCPS Capital Project MOUs
 As of September 30, 2015**



	A	B	C	D	E	F
Ln #	Buyer Agency	Seller Agency	Project/Purpose	Amount	Project Title	FY
1	DGS	OCTO	Provide IT/Phone installation: Anacostia, Dunbar, Ballou, Brookland, Hearst, Mann, and Plummer & DPR. This is also listed on the DPR Tab.	\$ 2,865,191.73	N/A	15
2	DDOE	DGS	Design and install one outdoor classroom in a DC Public Schools school garden that will serve as venue for environmental and health education	\$ 330,000.00	KG501C	15
3	DCPS	DGS	IT Closet Upgrade for DCPS Schools. DGS will widen the physical space and OCTO will then go in an re-wire the schools.	\$ 159,546.40	GI010C	15
4	DGS	OCTO	IT Services for FY15 Phase 1's Modernizations and DPR. This is also listed on the DPR Tab.	\$ 2,269,017.37	N/A	15
5	DGS	DCRA	FY13 Fees Correction - This is also listed on the DPR Tab.	\$ 3,945,790.11	N/A	15
6	DGS	DCRA	FY14/15 DCRA Permit Fees - Plummer Langdon, Kramer, Stanton, Hyde, Ellington, Lafayette, Shepherd, River Terrace, Jannet, Cardoza, Amidon, Jefferson, Aiton, Seaton, Watkins Brightwood, Payne, Goding, Francis, Garnett Patterson, Ridge Road, SE Tennis Center, Metro Memorial, and Barry Farms. This is also listed on the DPR Tab.	\$ 5,519,113.00	N/A	15
7	DGS	DCRA	FY13 Amended Fees - Peabody Hearst, Dunbar, Stanton, Cardoza, Barry Farms, Jannet, Fort Grebel, Banneker, Ft. Stanton, Marie Reed, Amondon, Jefferson, and Hyde. This is also listed on the DPR Tab.	\$ 600,000.00	N/A	15
8	DCPS	DGS	CW Harris ES Renovation. This is also listed on the Operating Tab.	\$ 250,000.00	GA501C	15
9	DGS	OCTO	IT Services for Roosevelt HS & River Terrace Education Center	\$ 1,244,088.31	N/A	15



Q15 -- Intra-Districts for the Dept. of General Services
 FY 2015 YTD - DPR Capital Project MOUs
 As of September 30, 2015



	A	B	C	D	E	F
Ln #	Buyer Agency	Seller Agency	Project/Purpose	Amount	Project Title	FY
1	DGS	OCTO	Provide IT/Phone installation: Barry Farms Recreation Center	\$ 135,373.61	N/A	15
2	DGS	OCTO	Provide IT/Phone installation: Anacostia, Bunbar, Ballou, Brookland, Hearst, Mann, and Plummer & DPR. This is also listed on the DCPS Tab.	\$ 2,865,191.73	N/A	15
3	DPR	DGS	Low Impact Development Retrofits @ Kalorama Park	\$ 60,000.00	KG503C	15
4	DGS	DCAH	Metro Memorial Park Proj Mangt and Architectural Services	\$ 205,000.00		15
5	DPR	DGS	Community Gardens	\$ 450,000.00	DPRCOG	15
6	DGS	OCTO	IT Services for FY15 Phase 1's Modernizations and DPR. This is also listed on the DCPS Tab.	\$ 2,269,017.37	N/A	15
7	DGS	DCRA	FY14/15 DCRA Permit Fees - Plummer Langdon, Kramer, Stanton, Hyde, Ellington, Lafayette, Shepherd, River Terrace, Jannet, Cardoza, Amidon, Jefferson, Aiton, Seaton, Watkins Brightwood, Payne, Goding, Francis, Garnett Patterson, Ridge Road, SE Tennis Center, Metro Memorial, and Barry Farms. This is also listed on the DCPS Tab.	\$ 5,519,113.00	N/A	15
8	DGS	DCRA	FY13 Amended Fees - Peabody Hearst, Dunbar, Stanton, Cardoza, Barry Farms, Jannet, Fort Grebel, Banneker, Ft. Stanton, Marie Reed, Amondon, Jefferson, and Hyde. This is also listed on the DCPS Tab.	\$ 600,000.00	N/A	15
9	DGS	DCRA	FY13 Fees Correction	\$ 3,945,790.11		15
10	DDOE/DPR	DGS	Greenhouse Renovation and Splash Pad Installation	\$ 692,000.00	DP501C & DP502C	15



Q15 -- Intra-Districts for the Dept. of General Services
FY 2015 YTD - Municipal Capital Project MOUs
As of September 30, 2015



	A	B	C	D	E	F
Ln #	Buyer Agency	Seller Agency	Project/Purpose	Amount	Project Title	FY
1	OCT	DGS	Amendment for BET Blding Renovation	\$ 400,000.00	OCTHQS	15
2	DMPED	DGS	St. E's Renovation	\$ 3,000,000.00	EBK01C	15
3	DGS	OCTO	Engine 14 Cable Work	\$ 27,674.93		15
4	DMH	DGS	Management of CPEP Facility @ St. Elizabeths	\$ 350,000.00	RM501C	15
5	DGS	OUC	Wireless Long and Short Term Solution for In Building Wireless Public Safety Signals.	\$ 144,000.00	N/A	15
6	DGS	OCTO	Wireless Long and Short Term Solution for In Building Wireless Public Safety Signals.	\$ 1,606,000.00	N/A	15



**Q15 -- Intra-Districts for the Dept. of General Services
 FY 2015 YTD - Operating MOUs
 As of September 30, 2015**



Ln #	A Buyer Agency	B Seller Agency	C Project/Purpose	D Amount	E Project Title	F FY
1	PSC	DGS	Renovation of 1325 G Street NW 8th Floor	\$ 960,207.00	DH501C	15
2	City Wide MOU	DGS	Energy Fixed Costs	\$ 2,278,260.38	Various	15
3	City Wide MOU	DGS	Rent Fixed Costs	\$ 8,431,211.60	Various	15
4	BOE	DGS	BOE Election Night Security	\$ 103,227.00	BOEPS4	15
5						
6						
7	DDOT	DGS	PDPD Security @ 1338 G Streeet	\$ 120,780.00	DDOT15	15
8	DHCH	DGS	FY15 Postage Services	\$ 57,000.00	HCFPOS	15
			CW Harris ES Renovation. This is also listed on the			
9	DCPS	DGS	DCPS Tab.	\$ 250,000.00	GA501	15
10	DDOE	DGS	Organic Hauling Services @ 1200 1st Str	\$ 1,846.20	KG504C	15
11	BOE	DGS	BOE Security Various Elections	\$ 20,409.14	BOEPS5	15
12	DPR	DGS	PSPD Security @ Bald Eagle	\$ 2,739.00	DPRBE1	15
13	DPR	DGS	DPR Security @ Pools	\$ 95,866.60	DPRPL1	15
14	DCOA	DGS	DCOA Center Security	\$ 64,645.12	DCOAPD	15
15	DHS	DGS	DHS Homelss Shelter Security	\$ 91,009.50	DHSPS4	15
16	OAG	DGS	OAG Security	\$ 9,253.44	OAGPD1	15
17	DMH	DGS	ML Administration 161-169 Miss Ave SE	\$ 211,932.01	RM502C	15
18	DDOE	DGS	Vegetated Roofs	\$ 279,554.00	KG302C	15
19	DDOE	DGS	2100 MLK 4th Floor Renovation Suite 403	\$ 33,534.00	KG502C	15
20	BOE	DGS	Renovation of Suite 250 and 1C Level @ OJS	\$ 77,200.00	DL501C	15
21	DMV	DGS	DMV Vehicle Inspection Buildout at 1000 Half Street	\$ 801,703.52	KV501C	15
22	DMV	DGS	DMV Security Services	\$ 281,946.60	DMV015	15
23	DOES	DGS	DOES Security Services	\$ 60,000.00	DOESP1	15
24	DYRS	DGS	DYRS Security Services	\$ 182,762.90	DYRS15	15
25	DCNG	DGS	DCNG Security	\$ 1,315,923.22	DCGOPS	15
26	OSSE	DGS	OSSE Security	\$ 416,841.37	OSSE15	15
27	DPR	DGS	Security Services @ Barry Farms	\$ 50,381.00	DPRPL2	15
28	DHS	DGS	Protective Services Security 1	\$ 267,277.82	DHSPS1	15
29	DHS	DGS	Protective Services Security 2	\$ 248,469.93	DHSPS2	15
30	DHS	DGS	Protective Services Security 3	\$ 198,230.81	DHSPS3	15



**Q15 -- Intra-Districts for the Dept. of General Services
 FY 2015 YTD - Operating MOUs
 As of September 30, 2015**



A	B	C	D	E	F	
Ln #	Buyer Agency	Seller Agency	Project/Purpose	Amount	Project Title	FY
31	OCFO	DGS	Cooling Unit Renovation @ Waterfront	\$ 213,497.58	AT501C	15
32	DMPED	DGS	Security Services @ St. Elizabeths	\$ 9,474.65	DMPED1	15
33	OSSE	DGS	Outdoor Classroom @ Tubman	\$ 330,000.00	GD501C	15
34	DMV	DGS	DMV Security Services	\$ 1,141,279.00	F440KV	15
35	DGS	DGS	Realignment of Fixed Costs	\$ 597,249.88	Various	15
36	DGS	OCTO	CBE Database Creation for PASS, SOAR, and Prologue	\$ 301,109.00	N/A	15
			Renovation of DOES Bldg to 1st and 2nd Floors and			
			training rooms to accommodate 17 relocating	\$ 300,000.00		
37	DGS	DOES	employees*		N/A	15
			City Wide Assessment for Disposal and Recycling			
38	DGS	DPW	Services	\$ 357,000.00	N/A	15
39	DGS	MPD	Active Shooter Traing for PSPD	\$ 29,078.40	N/A	15
40	DGS	MPD	MPD Training with/for PSPD	\$ 72,214.38	N/A	15
41	DGS	MPD	Firearms Qualification for PSPD	\$ 21,808.00	N/A	15
42	DGS	OCP	P-CARD Allotment	\$ 1,187,000.00	N/A	15
43	DGS	OCTO	DGS RTS (Request for Telephone Service) for 2015	\$ 183,359.55	N/A	15
44	DGS	DPW	2015 Fleet MOU for DGS Government Vehicles	\$ 1,437,486.76	N/A	15
45	DGS	OFRM	P/S for DGS Accountant	\$ 55,000.00	N/A	15
46	DGS	DOC	DOC Inmate Work Squad	\$ 160,000.00	N/A	15
47	DGS	OP	DPW Master Facility Plan for WV Ave Facility	\$ 250,000.00	N/A	15
48	DGS	OCTO	OCTO Cabling and Wiring of 64 NY Ave	\$ 350,000.00	N/A	15

* Project was cancelled



**Q16 Attachment -- Dept. of General Services
FY 2015 and FY 2016 Special Purpose Revenues and Expenditures
(\$ in 000)**



Revenue Source Name and Code	Funding Source	Description	FY 2015 Revenues	FY 2016 Revenues (As of 1/31/16)	FY 2015 Expenditures	FY 2016 Expenditures (As of 1/31/16)
Fixed Cost Payments for Non-DC Agencies and rental payment from the Health Care Exchange agency (1150).	Payments from non-DC entities (DC Water, UDC, Lottery) for purchase of fuel from DC fueling sites rent from the DC Health Care Exchange agency.	Some Non-DC entities purchase and utilize fuel at DC fueling sites. These entities pay for the fuel by cutting a check to the District, which is captured in the fund. Also, since FY14, the DC Health Care Exchange Agency has been providing funds to DGS to make rental payments.	\$1,687	\$177 - There has been a lag in revenue collections.	\$1,545	\$634 - Auto fuel and rent for the Health Care Exchange Agency
RFK/DC Armory Fund (1440)	Agency has an MOU with EventDC (aka Washington Convention and Sports Authority) to maintain the non-military section of the RFK/DC Armory.	See Funding Source description.	\$2,899	\$0 - 1st quarter expenditures have been billed, but revenues have not yet been collected.	\$753k for PS costs; \$12k for supplies & materials; \$2.1M for contractual & professional services; and \$19k for equipment.	\$226k for PS costs, \$7k for contractual services.
Eastern Market Fund (1460)	Eastern Market vendors pay rent and fees; and rental fees to organizations for special events in the North Hall of the Market.	Vendor and rent revenue are authorized under DC Code 37-103.	\$838	\$261	\$152k for PS costs; \$246k for fixed costs; and \$206k for professional and contractual services.	\$96k for PS costs; \$76k for fixed costs; and \$4k for contractual and professional services.
Facilities Service Request Fund (1500)	The federal Court Services and Offender Supervisory Agency (CSOSA) reimburses DGS for providing security services via an Memorandum of Agreement.	See Funding Source description.	\$68	\$0 - CSOSA has not yet been billed for the 1st quarter.	\$68 - Contract security	\$0



Dept. of General Services
 FY 2014 and FY 2015 Special Purpose Revenues and Expenditures
 (\$ in 000)



Revenue Source Name and Code	Funding Source	Description	FY 2014 Revenues	FY 2015 Revenues (As of 2/4/15)	FY 2014 Expenditures	FY 2015 Expenditures (As of 2/4/15)
Fixed Cost Payments for Non-DC Agencies and rental payment from the Health Care Exchange agency beginning in FY14 (1150)	Payments from non-DC entities (DC Water, UDC, Lottery) for purchase of fuel from DC fueling sites rent from the DC Health Care Exchange agency.	Some Non-DC vendors purchase and utilize fuel at DC fueling sites. These entities pay for the fuel by cutting a check to the District, which is captured in the fund. In FY14, the DC Health Care Exchange Agency began providing funds to DGS to make rental payments.	\$1,363 -- A receivable should have been set up to record an additional \$143k in revenue. This was not done. The resulting revenues vs. expenditures deficit was reclassified to the local fund at year-end.	\$386	\$1,506	\$170 Auto Fuel expenditures
RFK/DC Armory Fund (1440)	Agency has an MOU with EventDC (aka Washington Convention and Sports Authority) to maintain the non-military section of the RFK/DC Armory.	See Funding Source description.	\$1,986	\$1,028	\$748k for PS costs; \$15k for supplies & materials; \$1.4M for contractual & professional services; \$33k for equipment and \$130k credit adjustment for prior-year receivable.	\$206k for PS costs, \$45k for contractual services and \$3k for equipment.
Eastern Market Fund (1460)	Eastern Market vendors pay rent and fees; and rental fees to organizations for special events in the North Hall of the Market.	Vendor and rent revenue are authorized under DC Code 37-103.	\$838	\$261	\$122k for PS costs; \$1k for supplies; \$112k for fixed costs; and \$623k for professional and contractual services.	\$35k for PS costs; \$51k for janitorial services; and \$25k for contractual and professional services.



17. Please provide a list of all projects for which your agency currently has **capital funds** available. Please include the following:
- A description of each project, including any projects to replace aging infrastructure (e.g., water mains and pipes).
 - The amount of capital funds available for each project.
 - A status report on each project, including a timeframe for completion.
 - Planned remaining spending on the project.

Owner AGY/Project Number/Name	Allotment Balance	FY 17 Approved Budget	FY 18 Approved Budget	FY 19 Approved Budget	FY 20 Approved Budget	FY 21 Approved Budget	Grand Total Sum (Available Uncommitted Allotment/Authority Balance) Cumulative FY 16 YTD thru FY 21	Description of Project - Modernization, Phased Modernization (phase 1, 2 etc), Small Capital Project/Stabilization, Playground Renovation, Field Renovation, Modernization with Addition, Infrastructure replacement (pipes, etc), etc	Status (Planning, Design, Construction, Closeout, Closed, Pre Planning, etc)	Date of Completion: Example - 5/2016 (Month and fiscal year)	Planned Remaining Spending/Uncommitted Balances Only - Grand Total Sum (Available Uncommitted Allotment/Authority Balance) Cumulative FY 16 YTD thru FY 21	Comments - Additional Information
GA0-BRK37C-BROOKLAND MS DIST MODERNIZATION	\$10,200.36						\$10,200.36	Modernization	Closed	8/2015	\$10,200.36	Allotment balance for future DCPS reprogramming's
GAHHC-HEALTHY SCHOOL YARDS	\$0.00						\$0.00	Small Capital Project - LID Playground @ Simon	Closed	3/2015	\$0.00	
GI010C-SPECIAL EDUCATION CLASSROOMS	\$375,168.81						\$375,168.81	Modernization	Planning	ongoing	\$375,168.81	
GI520C-GENERAL SMALL CAPITAL PROJECTS	\$0.00						\$0.00	Small Capital Project	Closed	Varies	\$0.00	
GI552C-ROSE/RENO SCHOOL SMALL CAP PROJECT	\$88,408.65						\$88,408.65	Modernization	Closed	5/20/15, w/ NPS work scheduled to be completed by 5/16	\$88,408.65	Allotment balance for future DCPS reprogramming's
GI553C-MIDDLE SCHOOLS IT/ARTS AND SCIENCES PROJ	\$0.00						\$0.00				\$0.00	
GI554C-MIDDLE SCHOOL IT	\$0.00						\$0.00	Modernization	Closeout	8/2012	\$0.00	
GI570C-HEALTH SUITES (DCPS)	\$212,651.99						\$212,651.99	Modernization	Closed	Varies	\$212,651.99	Allotment balance for future DCPS reprogramming's
GI5EMC-EMERY EXPANSION PROJECT	\$0.00						\$0.00	Small Capital Project	Closeout	ongoing	\$0.00	Funds needed to Closeout the project.
GM101C-ROOF REPAIRS	\$1,725,669.51	1,800,000.00	816,000.00	2,185,000.00	2,125,000.00	2,125,000.00	\$10,776,669.51	Small Capital Project	Varies	Varies	\$10,776,669.51	
GM102C-BOILER REPAIR	\$7,192,556.68	4,500,000.00	4,000,000.00	4,186,863.00	4,645,206.00	4,645,206.00	\$29,169,831.68	Small Capital Project	Varies	Varies	\$29,169,831.68	
GM120C-GENERAL MISCELLANEOUS REPAIRS	\$4,864,104.71	4,500,000.00	4,466,000.00	3,910,600.00	3,056,130.00	4,000,000.00	\$24,796,834.71	Small Capital Project	Varies	Varies	\$24,796,834.71	
GM121C-MAJOR REPAIRS/MAINTENANCE	\$4,122,443.35	3,720,500.00	2,190,375.00	3,018,098.00	3,168,998.00	5,000,000.00	\$21,220,414.35	Small Capital Project	Varies	Varies	\$21,220,414.35	
GM303C-ADA COMPLIANCE	\$2,537,827.23	2,500,000.00	2,500,000.00	2,500,000.00	500,000.00	5,026,000.00	\$15,563,827.23	Small Capital Project	Varies	Varies	\$15,563,827.23	
GM304C-ELECTRICAL UPGRADES	\$120,738.09	861,500.00	500,000.00	1,077,818.00	1,110,153.00	1,000,000.00	\$4,670,209.09	Small Capital Project	Varies	Varies	\$4,670,209.09	
GM308C-PROJECT MANAGEMENT PROF. FEES & CONTINGE	\$400,432.14						\$400,432.14	Capital Labor	Varies	Varies	\$400,432.14	
GM311C-HIGH SCHOOL LABOR - PROGRAM MANAGEMENT	\$3,284,140.54	858,000.00	-	3,398,000.00	6,423,513.00	6,517,200.00	\$20,480,853.54	Capital Labor	Varies	Varies	\$20,480,853.54	
GM312C-ES/MS MODERNIZATION CAPITAL LABOR - PROG	\$4,731,302.03	12,504,000.00	10,498,000.00	10,563,500.00	7,835,000.00	7,366,000.00	\$53,497,802.03	Capital Labor	Varies	Varies	\$53,497,802.03	
GM313C-STABILIZATION CAPITAL LABOR - PROGRAM MG	\$780,397.98	1,938,000.00	5,108,000.00	2,359,126.00	1,724,000.00	2,677,800.00	\$14,587,323.98	Capital Labor	Varies	Varies	\$14,587,323.98	
GM314C-SELECTIVE ADDITIONS/NEW CONSTRUCTION LAB	\$378,475.46						\$378,475.46	Capital Labor	Varies	Varies	\$378,475.46	
GR337C-GREEN ES MODERNIZATION/RENOVATION	\$0.00						\$0.00	Small Capital Project	Closed	8/2013	\$0.00	Allotment balance for future DCPS reprogramming's
JOH37C-JOHNSON MS RENOVATION/MODERNIZATION	\$888,587.80						\$888,587.80	Modernization	Closeout	8/2015	\$888,587.80	Allotment balance for future planned work and DCPS reprogramming's
LL337C-LANGLEY ES MODERNIZATION/RENOVATION	\$0.00						\$0.00	Phased Modernization	Phase 1 Completed	8/2011	\$0.00	Allotment balance for future planned work and DCPS reprogramming's
MG237C-EASTERN HS	\$196.86						\$196.86	Modernization	Closed	8/2010	\$196.86	
MG637C-MONTGOMERY/KIPP EDUCATION CENTER EDUCATI	\$0.00						\$0.00				\$0.00	
MH137C-DUNBAR SHS MODERNIZATION	\$696,810.39						\$696,810.39	Modernization	Closed	6/2014	\$696,810.39	Allotment balance for future DCPS reprogramming's
MJ137C-JANNEY ES MODERNIZATION/RENOVATION PROJE	\$76,483.00						\$76,483.00	Modernization	Closeout	8/2014	\$76,483.00	Balances for some planned improvements
MJ138C-JANNEY ES MODERNIZATION	\$0.00						\$0.00	Modernization	Closeout	8/2014	\$0.00	



17. Please provide a list of all projects for which your agency currently has **capital funds** available. Please include the following:
- A description of each project, including any projects to replace aging infrastructure (e.g., water mains and pipes).
 - The amount of capital funds available for each project.
 - A status report on each project, including a timeframe for completion.
 - Planned remaining spending on the project.

Owner AGY/Project Number/Name	Allotment Balance	FY 17 Approved Budget	FY 18 Approved Budget	FY 19 Approved Budget	FY 20 Approved Budget	FY 21 Approved Budget	Grand Total Sum (Available Uncommitted Allotment/Authority Balance) Cumulative FY 16 YTD thru FY 21	Description of Project - Modernization, Phased Modernization (phase 1, 2 etc), Small Capital Project/Stabilization, Playground Renovation, Field Renovation, Modernization with Addition, Infrastructure replacement (pipes, etc), etc	Status (Planning, Design, Construction, Closeout, Closed, Pre Planning, etc)	Date of Completion: Example - 5/2016 (Month and fiscal year)	Planned Remaining Spending/Uncommitted Balances Only - Grand Total Sum (Available Uncommitted Allotment/Authority Balance) Cumulative FY 16 YTD thru FY 21	Comments - Additional Information
MO337C-MOTEN ES MODERNIZATION/RENOVATION	(\$0.00)						(\$0.00)	Modernization	Closed	8/2012	(\$0.00)	
MR337C-MAURY ES MODERNIZATION/RENOVATION	\$6,615,071.29						\$6,615,071.29	Modernization - Additon	Phase 1 Completed; Modernization Planning	8/2018	\$6,615,071.29	
NA637C-BALLOU HS - MODERNIZATION/RENOVATION	\$740,367.02						\$740,367.02	Modernization	Construction	1st Phase - School - Completed 8/2015. Stadium - 9/2016	\$740,367.02	
NB737C-BRIGHTWOOD ES - MODERNIZATION/RENOVATION	\$3,687.07						\$3,687.07	Modernization	Closed	8/2008	\$3,687.07	Allotment balance for future DCPS reprogramming's
ND437C-DEAL JHS- MODERNIZATION/RENOVATION	\$600,000.00						\$600,000.00	Modernization	Construction	5/20/15, w/ NPS work scheduled to be completed by 5/16	\$600,000.00	Small capital improvements underway
NG337C-HART MS MODERNIZATION	\$0.00						\$0.00	Phased Modernization	Phase 1 Completed	8/2011	\$0.00	Allotment balance for future DCPS reprogramming's
NJ837C-MCKINLEY HS- MODERNIZATION/RENOVATION	\$20,118.11						\$20,118.11	Modernization	Closeout	10/2014	\$20,118.11	This is acually the MS. Funds needed to Closeout the project
NJ847C-MCKINLEY MS MODERNIZATION	\$8,512.50						\$8,512.50	Modernization	Closeout	10/2014	\$8,512.50	This is acually the MS. Funds needed to Closeout the project
NP537C-THOMAS ES- MODERNIZATION/RENOV	\$0.00						\$0.00	Phased Modernization	Phase 1 Completed	8/2010	\$0.00	Allotment balance for future DCPS reprogramming's
NO937C-WHEATLEY ES MODERNIZATION/RENOVATION	\$0.00						\$0.00	Modernization	Closed	8/2009	\$0.00	Allotment balance for future DCPS reprogramming's
NR637C-WOODSON HS - MODERNIZATION/RENOV	\$0.05						\$0.05	Modernization	Closed	8/2011	\$0.05	
NR939C-ROOSEVELT HIGH SCHOOL/CULINARY	\$4,087,058.17						\$4,087,058.17	Modernization	Construction	8/2016	\$4,087,058.17	
NX337C-CARDOZO HS MODERNIZATION/RENOV	\$16,889.08						\$16,889.08	Modernization	Closed	8/2013	\$16,889.08	Allotment balance for future DCPS reprogramming's
NX437C-ANACOSTIA HS MODERNIZATION/RENOV	\$142,952.55						\$142,952.55	Modernization	Closed	8/2015	\$142,952.55	Allotment balance for future DCPS reprogramming's
NX637C-W WILSON SHS MODERNIZATION/RENOVATION	\$0.00						\$0.00	Modernization	Closed	8/2011	\$0.00	Allotment balance for future DCPS reprogramming's
NX837C-COOLIDGE HS MODERNIZATION/RENOVATION	\$4,990,000.00	24,000,000.00	26,440,000.00	5,000,000.00	59,193,000.00	-	\$119,623,000.00	Modernization	Planning	TBD	\$119,623,000.00	
OA737C-STODDERT ES MODERNIZATION/RENOVATION	\$0.00						\$0.00	Modernization	Closed	8/2010	\$0.00	
PB337C-BURRVILLE ES MODERNIZATION/RENOVATION	\$0.00						\$0.00	Phased Modernization	Phase 1 Completed	Phase 1 completed in 8/2010	\$0.00	
PE337C-DREW ES MODERNIZATION/RENOVATION	\$0.00						\$0.00	Phased Modernization	Phase 1 Completed	Phase 1 completed in 8/2010	\$0.00	
PK337C-MARTIN LUTHER KING ES MODERNIZATION	\$1,737,001.66						\$1,737,001.66	Phased Modernization	Phase 1 Completed	Phase 1 completed in 8/2010	\$1,737,001.66	Allotment balance to complete small capital improvements, and future DCPS reprogramming's
PL337C-TRUESDELL ES MODERNIZATION/RENOVATION	\$0.00			649,000.00	6,840,000.00	-	\$7,489,000.00	Phased Modernization	Phase 1 Completed	Phase 1 completed in 8/2010	\$7,489,000.00	
PW337C-JO WILSON ES MODERNIZATION/RENOVATION	\$0.00						\$0.00	Phased Modernization	Phase 1 Completed	Phase 1 completed in 8/2010	\$0.00	
SE337C-SEATON ES MODERNIZATION/RENOVATION	\$3,131.48						\$3,131.48	Phased Modernization	Phase 1 Completed	Phase 1 completed in 8/2011	\$3,131.48	
SG102C-BOILER REPLACEMENT	\$0.00						\$0.00	Small Capital Project	Varies		\$0.00	
SG104C-HVAC REPLACEMENT	\$0.00						\$0.00	Small Capital Project	Varies		\$0.00	
SG106C-WINDOW REPLACEMENT	\$2,551,120.59	3,683,000.00		3,200,000.00	4,134,000.00	5,000,000.00	\$18,568,120.59	Small Capital Project	Varies		\$18,568,120.59	



17. Please provide a list of all projects for which your agency currently has **capital funds** available. Please include the following:
- A description of each project, including any projects to replace aging infrastructure (e.g., water mains and pipes).
 - The amount of capital funds available for each project.
 - A status report on each project, including a timeframe for completion.
 - Planned remaining spending on the project.

Owner AGY/Project Number/Name	Allotment Balance	FY 17 Approved Budget	FY 18 Approved Budget	FY 19 Approved Budget	FY 20 Approved Budget	FY 21 Approved Budget	Grand Total Sum (Available Uncommitted Allotment/Authority Balance) Cumulative FY 16 YTD thru FY 21	Description of Project - Modernization, Phased Modernization (phase 1, 2 etc), Small Capital Project/Stabilization, Playground Renovation, Field Renovation, Modernization with Addition, Infrastructure replacement (pipes, etc), etc	Status (Planning, Design, Construction, Closeout, Closed, Pre Planning, etc)	Date of Completion: Example - 5/2016 (Month and fiscal year)	Planned Remaining Spending/Uncommitted Balances Only - Grand Total Sum (Available Uncommitted Allotment/Authority Balance) Cumulative FY 16 YTD thru FY 21	Comments - Additional Information
SG122C-RECEIVING SCHOOL BLITZ (SCHOOL CONSOLIDA	\$399.79						\$399.79	Small Capital Projects	Closed		\$399.79	Allotment balance for future DCPS reprogramming's
SG302C-ELECTRICAL MODIFICATIONS	\$0.00						\$0.00	Small Capital Project	Varies		\$0.00	
SG303C-ADA COMPLIANCE	\$0.00						\$0.00	Small Capital Project	Varies		\$0.00	
SG305C-MODERNIZATION	\$258,174.02						\$258,174.02	Small Capital Project/Modernization	Varies		\$258,174.02	
SG3W7C-WARD 7 APPLICATION SCHOOL	\$31,417,555.00									Phase 1 schdeule 8/2016 and Phase 2 8/2017		
SG413C-DUKE ELLINGTON	\$0.00	14,943,000.00	-	-	-	-	\$46,360,555.00	Modernization	Design		\$46,360,555.00	
SK120C-ATHLETIC FAC. IMPROVEMENT	\$0.00						\$0.00	Modernization	Construction	8/2017	\$0.00	
SK1ASC-ANNE GODING/SHERWOOD RC (PLAYGROUND)	\$6,796.83						\$6,796.83	Small Capital Project	Varies		\$0.00	
SK1MKC-MARTIN LUTHER KING ES (PLAYGROUND)	\$62,822.31						\$62,822.31	Small Capital Project	Closeout	8/2015	\$6,796.83	Allotment balance for future DCPS reprogramming's
SK1MRC-MARIE REED ES (STADIUM)	\$0.00						\$0.00	Small Capital Project	Closeout	9/2015	\$62,822.31	Allotment balance for future DCPS reprogramming's
SK1MYC-MAURY ES (PLAYGROUND)	\$0.00						\$0.00	Small Capital Project	Completed		\$0.00	
TB137C-BRENT ES MODERNIZATION	\$0.00						\$0.00	Phased Modernization	Completed	4/2014	\$0.00	
TB237C-BURROUGHS ES MODERNIZATION/RENOVATION	\$383,958.51						\$383,958.51	Phased Modernization	Phase 1 Completed	Phase 1 completed in 8/2009	\$0.00	Allotment balance for future DCPS reprogramming's
TK337C-TAKOMA ES RENOVATION/MODERNIZATION	\$55,740.85						\$55,740.85	Modernization	Closed	12/2011	\$383,958.51	Allotment balance for future DCPS reprogramming's
TU337C-TURNER ES MODERNIZATION/RENOVATION	\$68,271.66						\$68,271.66	Moderniz & Small Cap	Closed	8/2015	\$55,740.85	Allotment balance for future DCPS reprogramming's
WT337C-WHITTIER EC MODERNIZATION/RENOVATION	\$270.00						\$270.00	Phased Modernization	Phase 1 Completed	Phase 1 completed in 8/2010	\$68,271.66	Small capital work for SPED suites
YY101C-BANNEKER HS MODERNIZATION/RENOVATION	\$1,000,000.00	-	-	12,157,000.00	17,745,000.00	47,172,000.00	\$78,074,000.00	Small Cap / Modernization	Planning	TBD	\$270.00	Allotment balance for future DCPS reprogramming's
YY103C-FRANCIS/STEVENS ES MODERNIZATION/RENOVAT	\$609,124.36	-	-	20,178,000.00	-	-	\$20,787,124.36	Small Capital Project	Construction	Mod TBD	\$78,074,000.00	Small capital improvements underway
YY105C-PROSPECT ES MODERNIZATION/RENOVATION	\$2,946,577.29	-	-	11,938,000.00	-	-	\$14,884,577.29	Modernization	Planning	8/2020	\$20,787,124.36	Small capital improvements underway
YY106C-WASHINGTON-METRO MODERNIZATION/RENOVATIO	\$0.00	-	-	-	-	9,900,000.00	\$9,900,000.00	Modernization	Pre-Planning	8/2022	\$14,884,577.29	
YY107C-LOGAN ES MODERNIZATION/RENOVATION	\$1,497,207.87	-	-	11,952,000.00	-	-	\$13,449,207.87	Small Cap / Modernization	Small Capital / Pre-Planning	8/2020	\$9,900,000.00	Allotment balance for balance of small capital improvements and future DCPS reprogramming's
YY108C-BROWNE MS MODERNIZATION/RENOVATION	\$2,968,178.05	-	-	20,636,000.00	-	-	\$23,604,178.05	Modernization	Small Capital / Pre-Planning	8/2020	\$13,449,207.87	Allotment balance for balance of small capital improvements and future DCPS reprogramming's
YY140C-AMIDON ES MODERNIZATION/RENOVATION	\$0.46						\$0.46	Phased Modernization	Phase 1 Completed	8/2012	\$2,968,178.05	
YY141C-BROOKLAND ES MODERNIZATION/RENOVATION	\$0.00						\$0.00	Phased Modernization	Closed		\$0.46	
YY142C-BRUCE MONROE @ PARKVIEW ES MODERNIZATION	\$5,722,064.83						\$5,722,064.83	Small Capital Project	Planning	TBD	\$0.00	Brookland @ Bunkerhill
YY144C-HOUSTON ES RENOVATION/MODERNIZATION	\$31,108.00	15,693,000.00	-	-	-	-	\$15,724,108.00	Modernization	Planning	8/2018	\$5,722,064.83	
YY145C-KETCHAM ES MODERNIZATION/RENOVATION	\$0.24						\$0.24	Phased Modernization	Phase 1 Completed	8/2012	\$15,724,108.00	



17. Please provide a list of all projects for which your agency currently has capital funds available. Please include the following:
- A description of each project, including any projects to replace aging infrastructure (e.g., water mains and pipes).
 - The amount of capital funds available for each project.
 - A status report on each project, including a timeframe for completion.
 - Planned remaining spending on the project.

Owner AGY/Project Number/Name	Allotment Balance	FY 17 Approved Budget	FY 18 Approved Budget	FY 19 Approved Budget	FY 20 Approved Budget	FY 21 Approved Budget	Grand Total Sum (Available Uncommitted Allotment/Authority Balance) Cumulative FY 16 YTD thru FY 21	Description of Project - Modernization, Phased Modernization (phase 1, 2 etc), Small Capital Project/Stabilization, Playground Renovation, Field Renovation, Modernization with Addition, Infrastructure replacement (pipes, etc), etc	Status (Planning, Design, Construction, Closeout, Closed, Pre Planning, etc)	Date of Completion: Example - 5/2016 (Month and fiscal year)	Planned Remaining Spending/Uncommitted Balances Only - Grand Total Sum (Available Uncommitted Allotment/Authority Balance) Cumulative FY 16 YTD thru FY 21	Comments - Additional Information
YY146C-LASALLE ES MODERNIZATION/RENOVATION	\$0.00						\$0.00	Phased Modernization	Phase 1 Completed	8/2012	\$0.00	
YY147C-LECKIE ES MODERNIZATION/RENOVATION	\$0.00						\$0.00	Phased Modernization	Phase 1 Completed	8/2012	\$0.00	
YY150C-NALLE ES MODERNIZATION/RENOVATION	\$23,035.05						\$23,035.05	Phased Modernization	Phase 1 Completed	8/2012	\$23,035.05	Allotment balance for future DCPS reprogramming's
YY151C-PEABODY ES RENOVIATION/MODERNIZATION	\$14,270.24						\$14,270.24	Phased Modernization	Phase 1 Completed	8/2013	\$14,270.24	Allotment balance for future DCPS reprogramming's
YY152C-POWELL ES RENOVIATION/MODERNIZATION	\$12,556,019.69						\$12,556,019.69	Modernization	Construction	12/2016	\$12,556,019.69	
YY153C-ROSS ES RENOVIATION	\$12.07						\$12.07	Phased Modernization	Phase 1 Completed	8/2012	\$12.07	
YY156C-SIMON ES RENOVIATION	\$5,628.81						\$5,628.81	Phased Modernization	Phase 1 Completed	8/2012	\$5,628.81	Allotment balance for future DCPS reprogramming's
YY157C-STUART HOBSON MS RENOVIATION	\$138,133.13						\$138,133.13	Modernization	Construction	12/2015	\$138,133.13	
YY158C-SPECIAL PROJECTS	\$0.00						\$0.00				\$0.00	
YY159C-ELLINGTON MODERNIZATION/RENOVATION	\$97,035,779.31	13,164,000.00	-	-	-	-	\$110,199,779.31	Modernization	Construction	8/2017	\$110,199,779.31	
YY160C-ADAMS ES MODERNIZATION/RENOVATION	\$0.00	-	-	12,236,000.00	-	-	\$12,236,000.00	Modernization	Planning	8/2020	\$12,236,000.00	
YY161C-BEERS ES MODERNIZATION/RENOVATION	\$0.00						\$0.00	Phased Modernization	Phase 1 Completed	8/2013	\$0.00	
YY162C-HEARST ES MODERNIZATION/RENOVATION	\$3,215,969.91						\$3,215,969.91	Modernization	Closeout	12/2015	\$3,215,969.91	Allotment balance for future DCPS reprogramming's
YY163C-HENDLEY ES MODERNIZATION/RENOVATION	\$15,535.48						\$15,535.48	Phased Modernization	Phase 1 Completed	8/2013	\$15,535.48	
YY164C-HYDE ES MODERNIZATION/RENOVATION	\$10,105,235.24	13,811,000.00	-	-	-	-	\$23,916,235.24	Modernization w/ Addition	Construction	TBD	\$23,916,235.24	
YY165C-JEFFERSON MS MODERNIZATION /RENOVIATION	\$1,500,000.00	1,500,000.00	-	15,993,000.00	17,000,000.00	-	\$35,993,000.00	Modernization	Planning	8/2020	\$35,993,000.00	
YY167C-LANGDON ES MODERNIZATION/RENOVATION	\$695,701.86						\$695,701.86	Phased Modernization	Phase 1 Completed	8/2015	\$695,701.86	Allotment balance for current small capital initiatives and future DCPS reprogramming's
YY168C-LUDLOW-TAYLOR ES MODERNIZATION/RENOVIATIO	\$1,172,548.08						\$1,172,548.08	Phased Modernization / Small Cap	Phase 1 Completed / Pre Planning	Ph 1 Completed 8/2013	\$1,172,548.08	Allotment balance for future DCPS reprogramming's
YY169C-MANN ES MODERNIZATION/RENOVATION	\$865,981.32						\$865,981.32	Modernization	Closeout	8/2015	\$865,981.32	Allotment balance for future DCPS reprogramming's
YY170C-ORR ES MODERNIZATION/RENOVATION	\$4,000,000.00	26,359,000.00	14,636,000.00	-	-	-	\$44,995,000.00	Modernization	Planning	8/2017	\$44,995,000.00	
YY171C-SHEPHERD ES MODERNIZATION/RENOVATION	\$1,156,055.86						\$1,156,055.86	Modernization	Construction	5/2016	\$1,156,055.86	
YY173C-WEST ES MODERNIZATION/RENOVATION	\$0.00	-	-	3,000,000.00	19,257,000.00	12,838,000.00	\$35,095,000.00	Modernization	Planning	8/2021	\$35,095,000.00	
YY176C-AITON ES RENOVIATION/MODERNIZATION	\$883,183.50	-	-	12,115,000.00	-	-	\$12,998,183.50	Modernization	Small cap in construction; Pre-Planning	8/2020	\$12,998,183.50	Allotment balance for current small capital initiatives
YY177C-BANCROFT ES MODERNIZATION/RENOVATION	\$3,919,688.00	31,296,000.00	28,647,000.00	-	-	-	\$63,862,688.00	Modernization	Design	8/2018	\$63,862,688.00	
YY178C-CW HARRIS ES RENOVIATION/MODERNIZATION	\$0.00	-	-	-	12,606,000.00	-	\$12,606,000.00	Modernization	Pre-Planning	8/2021	\$12,606,000.00	
YY180C-EATON ES RENOVIATION/MODERNIZATON	\$0.00	-	-	-	-	15,552,000.00	\$15,552,000.00	Modernization	Pre-Planning	8/2022	\$15,552,000.00	



17. Please provide a list of all projects for which your agency currently has **capital funds** available. Please include the following:
- A description of each project, including any projects to replace aging infrastructure (e.g., water mains and pipes).
 - The amount of capital funds available for each project.
 - A status report on each project, including a timeframe for completion.
 - Planned remaining spending on the project.

Owner AGY/Project Number/Name	Allotment Balance	FY 17 Approved Budget	FY 18 Approved Budget	FY 19 Approved Budget	FY 20 Approved Budget	FY 21 Approved Budget	Grand Total Sum (Available Uncommitted Allotment/Authority Balance) Cumulative FY 16 YTD thru FY 21	Description of Project - Modernization, Phased Modernization (phase 1, 2 etc), Small Capital Project/Stabilization, Playground Renovation, Field Renovation, Modernization with Addition, Infrastructure replacement (pipes, etc), etc	Status (Planning, Design, Construction, Closeout, Closed, Pre Planning, etc)	Date of Completion: Example - 5/2016 (Month and fiscal year)	Planned Remaining Spending/Uncommitted Balances Only - Grand Total Sum (Available Uncommitted Allotment/Authority Balance) Cumulative FY 16 YTD thru FY 21	Comments - Additional Information
YY181C-ELIOT-HINE JHS RENOVATION/MODERNIZATION	\$642,084.94	1,500,000.00	-	16,500,000.00	21,622,000.00	-	\$40,264,084.94	Small Cap / Modernization	Construction of small cap	8/2020	\$40,264,084.94	
YY182C-GARFIELD ES RENOVATION/MODERNIZATION	\$269,117.04	-	-	12,516,000.00	-	-	\$12,785,117.04	Modernization	Pre-Planning	8/2020	\$12,785,117.04	
YY183C-GARRISON ES RENOVATION/MODERNIZATION	\$22,774,737.00						\$22,774,737.00	Modernization	Design	TBD	\$22,774,737.00	
YY185C-KIMBALL ES MODERNIZATION/RENOVATION	\$17,596,040.00						\$17,596,040.00	Modernization	Planning	8/2017	\$17,596,040.00	
YY186C-KRAMER MS MODERNIZATION/RENOVATION	\$2,125,431.68						\$2,125,431.68	Phased Modernization	Closeout	8/2015	\$2,125,431.68	Allotment balance for future DCPS reprogramming's
YY187C-LAFAYETTE ES MODERNIZATION/RENOVATION	\$3,064,453.05						\$3,064,453.05	Modernization	Construction	12/2016	\$3,064,453.05	
YY190C-MURCH ES RENOVATION/MODERNIZATION	\$33,309,451.96	32,756,000.00	-	-	-	-	\$66,065,451.96	Modernization	Design	8/2017	\$66,065,451.96	
YY191C-PAYNE ES RENOVATION/MODERNIZATION	\$1,025,095.35						\$1,025,095.35	Modernization	Construction	4/2016	\$1,025,095.35	
YY192C-PLUMMER ES RENOVATION/MODERNIZATION	\$3,281.66						\$3,281.66	Phased Modernization	Closeout	8/2015	\$3,281.66	Allotment balance to complete small capital improves and future DCPS reprogramming's
YY193C-RAYMOND ES MODERNIZATION/RENOVATION	\$0.00	-	3,000,000.00	16,567,000.00	-	-	\$19,567,000.00	Modernization	Pre-Planning	8/2019	\$19,567,000.00	
YY195C-SMOTHERS ES MODERNIZATION/RENOVATION	\$0.00	-	-	-	12,679,000.00	-	\$12,679,000.00	Modernization	Pre-Planning	8/2021	\$12,679,000.00	
YY196C-STANTON ES MODERNIZATION/RENOVATION	\$581,752.67						\$581,752.67	Modernization	Construction	4/2016	\$581,752.67	
YY197C-WATKINS ES MODERNIZATION/RENOVATIONS	\$25,169,736.87	10,351,000.00	-	-	-	-	\$35,520,736.87	Modernization	Design	8/2017	\$35,520,736.87	
YY1MRC-MARIE REED ES MODERNIZATION/RENOVATION	\$38,696,050.00	20,050,000.00	-	-	-	-	\$58,746,050.00	Modernization	Design	8/2018	\$58,746,050.00	
YY1RTC-RIVER TERRACE SPECIAL EDUCATION CENTER	\$2,106,994.31						\$2,106,994.31	Modernization	Closeout	2/2015	\$2,106,994.31	Allotment balance for future DCPS reprogramming's
YY1VNC-VAN NESS MODERNIZATION/RENOVATION	\$5,566,880.51						\$5,566,880.51	Modernization	Construction	8/2016	\$5,566,880.51	
YY1W4C-WARD 4 MIDDLE SCHOOL	\$10,374,500.00	25,487,500.00	16,914,000.00	-	-	-	\$52,776,000.00	Modernization	Planning	8/2018	\$52,776,000.00	
YY630C-PLANNING	\$409,407.22						\$409,407.22	varies	Varies	ongoing	\$409,407.22	
ZBR37C-OZAB AT ROOSEVELT - CAPITAL	\$0.00						\$0.00				\$0.00	
Total	\$402,048,547.03	267,775,500.00	119,715,375.00	207,836,005.00	201,664,000.00	128,819,206.00	\$1,327,858,633.03				\$1,327,858,633.03	
GMO-GI532C-AUTISM SUITES	\$0.00						\$0.00	Small Capital	Closed		\$0.00	
GI533C-MURCH ES DEMOUNTABLES	\$0.00						\$0.00	Small Capital	Closed		\$0.00	
GI540C-STUART HOBSON MS I.T./ARTS & SCIENCE	\$0.00						\$0.00	Small Capital	Closed		\$0.00	
GI551C-PREK CLASSROOM CONVERSIONS	\$0.00						\$0.00	Small Capital	Closed		\$0.00	
GM104C-FIRE AND LIFE/SAFETY	\$0.00						\$0.00	Small Capital	Closed		\$0.00	
GM106C-WINDOW AC UNITS	\$0.00						\$0.00	Small Capital	Closed		\$0.00	
JE337C-JEFFERSON MS RENOVATION	\$0.00						\$0.00	Small Capital	Closed		\$0.00	
LO337C-LOGAN ES RENOVATION	\$0.00						\$0.00	Small Capital	Closed		\$0.00	
Total	\$0.00						\$0.00	Small Capital	Closed		\$0.00	
Total	\$402,048,547.03	267,775,500.00	119,715,375.00	207,836,005.00	201,664,000.00	128,819,206.00	\$1,327,858,633.03				\$1,327,858,633.03	



17. Please provide a list of all projects for which your agency currently has **capital funds** available. Please include the following:

- A description of each project, including any projects to replace aging infrastructure (e.g., water mains and pipes).
- The amount of capital funds available for each project.
- A status report on each project, including a timeframe for completion.
- Planned remaining spending on the project.

Owner AGY/ Project Number/Project Name		Allotment Balance	FY 17 Approved Budget	FY 18 Approved Budget	FY 19 Approved Budget	FY 20 Approved Budget	FY 21 Approved Budget	Grand Total Sum (Available Uncommitted Allotment/Authority Balance) Cumulative FY 16 YTD thru FY 21	Description of Project - Modernization, Phased Modernization (phase 1, 2 etc), Small Capital Project/Stabilization, Playground Renovation, Field Renovation, Modernization with Addition, Infrastructure replacement (pipes, etc), etc	Status (Planning, Design, Construction, Closeout, Closed, Pre Planning, etc)	Date of Completion: Example - 5/2016 or May-16 (Month and fiscal year)	Planned Remaining Spending/Uncommitted Balances Only - Grand Total Sum (Available Uncommitted Allotment/Authority Balance) Cumulative FY 16 YTD thru FY 21	Comments - Additional Information
HAO-DEPARTMENT OF PARKS AND RECREATION	ANR37C-ANACOSTIA REC CENTER MODERNIZATION	\$3,500,000.00						\$3,500,000.00	Modernization of the community center- Expand staff offices and update the fitness center	Planning	Mar-18	\$3,500,000.00	
	AW304C-MARVIN GAYE RECREATION CENTER	\$0.09						\$0.09	Part of Q1237C below for a New Rec Center	Design	Apr-17	\$0.09	
	BSM37C-BENNING STODDERT MODERNIZATION	\$124,054.00						\$124,054.00	Major renovation of the facility includes full replacement of the community center and upgrades to the gymnasium	Construction	Apr-16	\$124,054.00	
	COM37C-CONGRESS HEIGHTS MODERNIZATION	\$312,210.17	-	-	1,500,000.00	8,000,000.00	5,500,000.00	\$15,312,210.17	To build a new recreation center	Pre planning	Aug-22	\$15,312,210.17	
	DUCKPC-DUCK POND	\$0.00						\$0.00	Includes site improvements and mechanical system upgrades	Planning/Design	Mar-17	\$0.00	
	FTDAVC-FORT DAVIS RECREATION CENTER	\$2,238,424.00						\$2,238,424.00	Includes site improvements, mechanical system upgrades and ADA upgrades	Construction		\$2,238,424.00	
	FTLPKC-FORT LINCOLN PARK	\$750,000.00						\$750,000.00	Full Park improvements to gazebos, landscaping and courts	Planning	Sep-16	\$750,000.00	
	HRDYRC-HARDY RECREATION CENTER	\$62,885.72						\$62,885.72	Ph. II construction: Resurfacing of tennis courts and site work	Construction	May-16	\$62,885.72	
	HTSPKC-HEARST PARK	\$0.00	5,000,000.00	-	-	-	-	\$5,000,000.00	New park elements: soccer/football/baseball field, playground	Planning	Spring 2017 and Spring 2020	\$5,000,000.00	Pool funding FY19
	LFRO1C-LAFAYETTE REC EXPANSION	\$4,600,000.00						\$4,600,000.00	Replacement of the small existing field house with a neighborhood rec center	Planning	Dec-17	\$4,600,000.00	
	OXR37C-OXON RUN PARK	\$500,000.00						\$500,000.00	Site improvements to the park	Planning	May-17	\$500,000.00	
	Q10FGC-FORT GREBLE RECREATION CENTER	\$500,000.00						\$500,000.00	ADA Stabilization Project	Planning	Dec-16	\$500,000.00	
	Q11HRC-HILLCREST RECREATION CENTER	\$1,498,500.00						\$1,498,500.00	New indoor pool facility	Pre-Planning	TBD due to funding	\$1,498,500.00	
	QB338C-ROPER / DEANWOOD RECREATION CENTER	\$54,775.22						\$54,775.22	Closed	Closed	NA	\$54,775.22	Funds can be deobligated for DPR priorities.
	QD137C-CAMP RIVERVIEW REHABILITATION	\$0.09						\$0.09	Site improvements to the park	Closed	Jun-14	\$0.09	
QD738C-FORT DUPONT ICE ARENA REPLACEMENT	\$7,995,000.00	9,875,000.00	-	-	-	-	\$17,870,000.00	pending additional budget request project will either be renovation plus and additional sheet of ice or a New facility including 2 sheets of ice.	Design	Sep-18	\$17,870,000.00		
QE238C-RIDGE ROAD RECREATION CENTER	\$203,863.73						\$203,863.73	New rec center Project in completion (May 2016)	Construction	May-16	\$203,863.73		
QE511C-ADA COMPLIANCE	\$2,297,499.27	875,000.00	-	-	-	-	\$3,172,499.27	There are multiple project (about 12) that are part of the ADA City Wide upgrades	Design & Construction	02/2016, 8/2016 and other dates	\$3,172,499.27		

17. Please provide a list of all projects for which your agency currently has **capital funds** available. Please include the following:



- A description of each project, including any projects to replace aging infrastructure (e.g., water mains and pipes).
- The amount of capital funds available for each project.
- A status report on each project, including a timeframe for completion.
- Planned remaining spending on the project.

Owner AGENCY/ Project Number/Project Name	Allotment Balance	FY 17 Approved Budget	FY 18 Approved Budget	FY 19 Approved Budget	FY 20 Approved Budget	FY 21 Approved Budget	Grand Total Sum (Available Uncommitted Allotment/Authority Balance) Cumulative FY 16 YTD thru FY 21	Description of Project - Modernization, Phased Modernization (phase 1, 2 etc), Small Capital Project/Stabilization, Playground Renovation, Field Renovation, Modernization with Addition, Infrastructure replacement (pipes, etc), etc	Status (Planning, Design, Construction, Closeout, Closed, Pre Planning, etc)	Date of Completion: Example - 5/2016 or May-16 (Month and fiscal year)	Planned Remaining Spending/Uncommitted Balances Only - Grand Total Sum (Available Uncommitted Allotment/Authority Balance) Cumulative FY 16 YTD thru FY 21	Comments - Additional Information
QF138C-RECREATION CENTER WARD 8	\$0.00						\$0.00				\$0.00	
QF4RCC-BENNING PARK RECREATION CENTER - REHAB	\$3,480,100.00	-	-	-	5,000,000.00	-	\$8,480,100.00	Renovation of existing center-multipurpose room, boxing arena, ADA accessibility	Planning	Jul-17	\$8,480,100.00	The revised budget is \$5M
QG638C-KENILWORTH PARKSIDE RECREATION CENTER	\$1,551,764.81						\$1,551,764.81	Renovation of the ES and additions of a gymnasium and Pool & pool house	Construction	Dec-16	\$1,551,764.81	
QI237C-MARVIN GAYE RECREATION CENTER	\$11,261,222.00						\$11,261,222.00	Full replacement and expansion of the existing center	Design	May-17	\$11,261,222.00	
QI438C-JUSTICE PARK	\$0.00						\$0.00	closed			\$0.00	
QI837C-GUY MASON RECREATION CENTER	\$0.01						\$0.01	Rec Center	Closed	Closed	\$0.01	
QI937C-ROSEDALE RECREATION CENTER	\$1,307.28						\$1,307.28	closed			\$1,307.28	
QJ801C-FRIENDSHIP PARK	\$537,071.00						\$537,071.00	Replacement of the existing field house with a neighborhood rec center	Construction	Nov-16	\$537,071.00	
QJ901C-PURCHASE & RENOVATE BOYS AND GIRLS CLUB	\$0.00						\$0.00	closed			\$0.00	
QK338C-FORT STANTON RECREATION CENTER	\$1,500,000.00						\$1,500,000.00	Park Stabilization Project	Planning	Dec-16	\$1,500,000.00	
QL201C-OFF-LEASH DOG PARKS	\$0.00						\$0.00				\$0.00	
QM401C-10TH STREET PARK	\$0.00						\$0.00				\$0.00	
QM501C-SHEPHERD FIELD	\$0.00						\$0.00				\$0.00	
QM601C-RAYMOND RECREATION CENTER	\$1,268.87						\$1,268.87	Rec Center	Closed	Closed	\$1,268.87	
QM701C-CHEVY CHASE RECREATION CENTER	\$0.00	-	-	3,500,000.00	4,500,000.00	-	\$8,000,000.00	Modernization and possible additions	Planning	Aug-21	\$8,000,000.00	
QM802C-COMMUNITY RECREATION CENTERS	\$5,631,806.36	5,000,000.00	5,000,000.00	15,000,000.00	-	-	\$30,631,806.36	NOMA - Multipal Park Project	Pre Planning/Design/Construction	Multiple Dates	\$30,631,806.36	
QM8DCC-DOUGLAS COMMUNITY CENTER	\$992,740.00						\$992,740.00	Modernization Project including ADA upgrades, new computer lab, kitchen and community room	Design	Aug-16	\$992,740.00	
QM8FTC-FORT STEVENS RECREATION CENTER	\$0.00						\$0.00	Stabilization Project on senior and rec center	Planning	Aug-16	\$0.00	
QM8PRC-PALISADES RECREATION CENTER	\$9,157,234.00						\$9,157,234.00	Addition and improvements to the existing historic facility	Planning	Dec-17	\$9,157,234.00	
QN101C-7TH AND N	\$0.00						\$0.00				\$0.00	
QN401C-WARD 2 PUBLIC PARK REHABILITATION	\$3,046,600.00						\$3,046,600.00	Park Renovation - Garrison Field	Planning	Apr-17	\$3,046,600.00	
QN501C-LANGDON COMMUNITY CENTER REDEVELOPMENT	\$0.00	-	-	1,400,000.00	-	-	\$1,400,000.00	Stabilization Project	Pre-Planning	Oct-19	\$1,400,000.00	
QN601C-UPSHUR / HAMILTON COMMUNITY PARKS	\$0.00						\$0.00				\$0.00	

17. Please provide a list of all projects for which your agency currently has **capital funds** available. Please include the following:



- A description of each project, including any projects to replace aging infrastructure (e.g., water mains and pipes).
- The amount of capital funds available for each project.
- A status report on each project, including a timeframe for completion.
- Planned remaining spending on the project.

Owner AGY/ Project Number/Project Name	Allotment Balance	FY 17 Approved Budget	FY 18 Approved Budget	FY 19 Approved Budget	FY 20 Approved Budget	FY 21 Approved Budget	Grand Total Sum (Available Uncommitted Allotment/Authority Balance) Cumulative FY 16 YTD thru FY 21	Description of Project - Modernization, Phased Modernization (phase 1, 2 etc), Small Capital Project/Stabilization, Playground Renovation, Field Renovation, Modernization with Addition, Infrastructure replacement (pipes, etc), etc	Status (Planning, Design, Construction, Closeout, Closed, Pre Planning, etc)	Date of Completion: Example - 5/2016 or May-16 (Month and fiscal year)	Planned Remaining Spending/Uncommitted Balances Only - Grand Total Sum (Available Uncommitted Allotment/Authority Balance) Cumulative FY 16 YTD thru FY 21	Comments - Additional Information
QN702C-ATHLETIC FIELD AND PARK IMPROVEMENTS	\$985,616.06						\$985,616.06	This includes multiple site including modernization, small capital project to existing fields and upgrades to fields.	Planning/construction	Multiple dates	\$985,616.06	
QN750C-PARK IMPROVEMENTS	\$1,694,531.50						\$1,694,531.50	This includes multiple site including modernization, small capital project to existing parks and upgrades to playground.	Planning/Design	Multiple dates	\$1,694,531.50	
QN751C-FRANKLIN SQUARE PARK	\$1,120.00						\$1,120.00	Park upgrades including a playground, café and interactive fountain	Planning/Design	Dec-17	\$1,120.00	Pending Funding approval
QN752C-SOUTHWEST PLAYGROUND IMPROVEMENTS	\$224.65						\$224.65	Ph. I playground improvements	Closed		\$224.65	
QN753C-DOWNTOWN PLAYGROUND IMPROVEMENTS	\$0.00						\$0.00	Upgrade to exiting playground	Pre-Planning	Dec-16	\$0.00	
QN754C-LANSBURGH PARK IMPROVEMENTS	\$0.00						\$0.00	Improvement to the lights	Pre Planning	Aug-16	\$0.00	
QN7CWC-CARTER G WOODSON PARK	\$9,413.80						\$9,413.80	New memorial to C G Woodson including park improvements and a statue	Closeout	Jun-15	\$9,413.80	
QN7MMC-METRO MEMORIAL PARK	\$271,587.14						\$271,587.14	New Park/Memorial	Construction	16-Aug	\$271,587.14	
QN7SPC-STEAD PARK	\$9,576.00						\$9,576.00	Field and splash park replacement	Close	Aug-15	\$9,576.00	
QN7SWC-SHERWOOD PLAYGROUND	\$0.00						\$0.00		Closed		\$0.00	
QN801C-BANNEKER BASEBALL CENTER	\$0.00						\$0.00				\$0.00	
QP101C-1ST AND FLORIDA PLAYGROUND AND PARK	\$0.00						\$0.00				\$0.00	
QP201C-11TH AND MONROE PARK	\$0.00						\$0.00				\$0.00	
QP5ARC-ARBORETUM COMMUNITY CENTER	\$0.00			9,200,000.00			\$9,200,000.00	Full replacement and expansion of the existing center	Pre-Planning	Oct-20	\$9,200,000.00	
QS439C-NEW YORK AVENUE DAY CARE REDEVELOPMENT	\$0.00						\$0.00				\$0.00	
QS541C-BARRY FARM RECREATION CENTER	\$9,471.80						\$9,471.80	Fence installation needed on the roof for safety	change order/closeouts	Aug-16	\$9,471.80	
R6701C-BALD EAGLE RECREATION CENTER	\$14,470.00						\$14,470.00	Rec Center and Playground	Closed	Closed	\$14,470.00	Funds can be deobligated for DPR priorities.
RE017C-PARKVIEW REC CNTR	\$0.00						\$0.00		Completed		\$0.00	
RG001C-GENERAL IMPROVEMENTS	\$1,695,041.76	1,044,971.00	500,000.00	500,000.00	500,000.00	500,000.00	\$4,740,012.76	This includes multiple site including modernization to communities centers, small capital project to existing facilities and upgrades to centers.	Design & Construction	multiple dates	\$4,740,012.76	
RG003C-PLAYGROUND EQUIPMENT	\$0.00						\$0.00				\$0.00	
RG004C-HVAC REPLACEMENT	\$0.00						\$0.00				\$0.00	
RG005C-ROOF REPLACEMENT	\$0.00						\$0.00				\$0.00	

17. Please provide a list of all projects for which your agency currently has **capital funds** available. Please include the following:



- A description of each project, including any projects to replace aging infrastructure (e.g., water mains and pipes).
- The amount of capital funds available for each project.
- A status report on each project, including a timeframe for completion.
- Planned remaining spending on the project.

Owner AGY/ Project Number/Project Name	Allotment Balance	FY 17 Approved Budget	FY 18 Approved Budget	FY 19 Approved Budget	FY 20 Approved Budget	FY 21 Approved Budget	Grand Total Sum (Available Uncommitted Allotment/Authority Balance) Cumulative FY 16 YTD thru FY 21	Description of Project - Modernization, Phased Modernization (phase 1, 2 etc), Small Capital Project/Stabilization, Playground Renovation, Field Renovation, Modernization with Addition, Infrastructure replacement (pipes, etc), etc	Status (Planning, Design, Construction, Closeout, Closed, Pre Planning, etc)	Date of Completion: Example - 5/2016 or May-16 (Month and fiscal year)	Planned Remaining Spending/Uncommitted Balances Only - Grand Total Sum (Available Uncommitted Allotment/Authority Balance) Cumulative FY 16 YTD thru FY 21	Comments - Additional Information
RG006C-SWIMMING POOL REPLACEMENT	\$4,740,113.69	1,500,000.00	1,500,000.00	1,000,000.00	1,000,000.00	1,000,000.00	\$10,740,113.69	This includes multiple site including modernization to pool housed, pool & pool deck replacement and pool equipment upgrades	Planning/Design		\$10,740,113.69	
RG007C-EROSION REMEDIATION	\$2,907.50						\$2,907.50	Included multiple site (Taft & Kalorama)	Closeout	Feb-16	\$2,907.50	
RG008C-NOYES FIELD	\$0.00						\$0.00				\$0.00	
RG009C-DAKOTA PLAYGROUND	\$0.00						\$0.00				\$0.00	
RG011C-WATER FOUNTAIN REPLACEMENT	\$0.00						\$0.00				\$0.00	
RGOWHC-WASHINGTON HIGHLANDS POOL (Ferebee Hope)	\$1,500.00						\$1,500.00	Motorization of the pool and locker rooms	Design	May-16	\$1,500.00	
RR007C-FACILITY RENOVATION	\$0.00						\$0.00				\$0.00	
RR015C-PARK LIGHTING	\$0.90						\$0.90				\$0.90	
RR021C-MITCHELL PARK	\$0.00						\$0.00		Closed		\$0.00	
SET38C-SOUTHEAST TENNIS AND LEARNING CENTER	\$220,848.43						\$220,848.43	Owner requested changes	Change Order Work/closeout	Aug-16	\$220,848.43	
SQ238C-SQUARE 238 DPR FACILITY	\$500,000.00						\$500,000.00	Upgrades to the DPR warehouse	Pre-Planning	Dec-16	\$500,000.00	
THPRCC-THERAPEUTIC RECREATION CENTER	\$861,710.00						\$861,710.00	To full replace the facility that has outlasted it useful life	Design: next phase pending budget request for FY17-FT22		\$861,710.00	
URA37C-URBAN AGRICULTURE	\$21,885.00						\$21,885.00	Multiple projects including 2 new urban gardens, upgrade to multiple existing facilities, and Green house modernizations	Design/Construction & Closeout	4/2016 & 8/2016	\$21,885.00	
WBRCTC-EDGEWOOD REC CENTER	\$13,365,360.00						\$13,365,360.00	New recreation center	Planning/design	Aug-17	\$13,365,360.00	
WD3PLC-WARD 3 OUTDOOR POOL	\$0.00	-	-	5,000,000.00	-	-	\$5,000,000.00	New pool and pool house	Pre-Planning	Apr-20	\$5,000,000.00	
Total	\$86,203,704.85	23,294,971.00	7,000,000.00	37,100,000.00	19,000,000.00	7,000,000.00	\$179,598,675.85				\$179,598,675.85	

Jan 29, 2016

12:22:13 PM



ATTACHMENT Q17 -- CAPITAL PROJECTS



Project No	Project Title	Budget Authority	Allotment	Expenditures	Allotment Balance	Grand Total Sum (Available) (Available Allotment/Authority Cumulative FY 16 YTD thru FY 21)	Description of Project - Modernization, Project/ Stabilization	Status (Planning, Design, Closed, Pre Planning, etc)	Date of Completion (Example - 6/30/16 (Month and Fiscal Year))	Planned Remaining Spending/Committed and Encumbered (Allotment Balance thru FY 16 + FY 17 thru FY 21 budget # applicable + Encumbrances (PO balances) + Pre Encumbrance (Prep) + Intra district advances)	Planned Remaining Spending/Committed and Encumbered (Available Allotment/Authority Cumulative FY 16 YTD thru FY 21)	Comments - Additional Information
DEPARTMENT OF GENERAL SERVICES												
AA130	CONSOLIDATED LABORATORY FACILITY	194,734,899.43	194,734,899.43	194,441,052.13	119,299.54	119,300	NEW BUILDING- LABORATORY FACILITY	construction completed		293,837.50	119,300	
EA33C	EVIDENCE WAREHOUSE	20,749,470.64	20,749,470.64	20,274,074.47	0.00		NEW BUILDING - WAREHOUSE	construction completed		375,396.19		
BC101C	FACILITY CONDITION ASSESSMENT	13,244,446.47	13,244,446.47	12,071,543.23	236,423.89		FACILITIES ASSESSMENT	construction completed				Funds are being utilized to provide additional assessments for facilities not previously assessed as per DGPS.
						226,624						
EA710B	NEIGHBORHOOD REVITALIZATION	4,056,965.10	4,056,965.10	4,038,481.08	0.00		BUILDING- RENOVATIONS	construction completed		1,247,103.44	226,624	
EA84C	LINCOLN THEATRE	957,548.33	957,548.33	951,120.33	0.00		BUILDING- RENOVATIONS	construction completed		6,428.00		
CD100C	BEVES MUNICIPAL CENTER	490,861.60	490,861.60	470,861.60	0.00		BUILDING- RENOVATIONS	construction completed		10,000.00		
N410B	GOVERNMENT CENTERS	16,763,694.54	16,763,694.54	16,663,013.41	7,239.84	7,240	BUILDING- RENOVATIONS	construction completed		100,681.15	7,240	
N480C	ONE ARCADEWAY SQUARE	21,959,747.55	21,959,747.55	21,763,019.55	5,624.15	5,624	BUILDING- RENOVATIONS	construction completed		198,728.20	5,624	
N480C	IMPROVE PROPERTY MANAGEMENT ITS	4,810,088.11	4,810,088.11	4,796,037.87	0.00		IMPROVE PROPERTY MANAGEMENT ITS	construction completed		14,066.24		
N480C	GOV. CHRIS. POOL / DOES HOUR	8,454,178.54	8,454,178.54	8,398,585.81	0.00		GOV. CHRIS. POOL / DOES HOUR	construction completed		164,592.73		
N413C	GOV. CHRIS. POOL/ ANACOSTIA GATEWAY DEM	1,447,721.38	1,447,721.38	1,435,545.52	0.00		GOV. CHRIS. POOL/ ANACOSTIA GATEWAY DEM	construction completed		12,180.86		
N414C	GOV. CENTER- MARY JOSE (FORM)	18,193,427.13	18,193,427.13	18,189,950.40	0.00		BUILDING- RENOVATIONS	construction completed		3,536.73		
CD100C	DOG FACILITY RENOVATIONS	3,970,899.00	3,970,899.00	3,965,292.71	0.00		BUILDING- RENOVATIONS	construction completed		14,795.29		
PL101C	SHELTER AND TRANSITIONAL HOUSING POOL	17,665,417.04	17,665,417.04	17,330,766.84	959,109.08	959,109	BUILDING- RENOVATIONS	Pool project - Ongoing		5,334,650.22	959,109	
PL101C	ELEVATOR POOL	11,870,463.49	11,870,463.49	11,779,579.90	9,915.04	9,915	BUILDING- RENOVATIONS	on aoina		91,023.55	9,915	
PL101C	HAZARDOUS MATERIAL ABATEMENT POOL	7,698,872.72	7,698,872.72	7,610,202.34	900,156.96		BUILDING- RENOVATIONS	Pool project - Ongoing		2,698,311.48		Funds to be reprogrammed to DPR for ADA upgrade/compliance project underway as directed by ODR.
PL104C	ADA COMPLIANCE POOL	12,130,055.41	10,519,035.41	7,147,500.19	2,730,400.33		BUILDING- RENOVATIONS					
						4,330,400						
PL100C	ARCHIVES RECORDER OF DEEDS	1,722,603.10	1,722,603.10	1,017,847.16	680,916.80	680,917	BUILDING- RENOVATIONS	Design completed, pending claim		4,991,535.47	680,917	
PL100C	GOVERNMENT CENTERS POOL	119,919,075.03	119,919,075.03	119,485,003.76	161,854.44	161,854	BUILDING- RENOVATIONS	Pool project - Ongoing		434,071.27	161,854	
PL101C	MISCELLANEOUS BUILDINGS POOL	10,446,192.00	10,446,192.00	9,149,493.78	14,801.61	14,581	BUILDING- RENOVATIONS	Pool project - Ongoing		1,299,498.79	14,581	
PL100C	DOG'S BUILDINGS POOL	9,403,329.49	9,403,329.49	5,449,708.42	4,025,494.00	9,405,494	BUILDING- RENOVATIONS	Pool project - Ongoing		9,412,296.04	9,405,494	
PL101C	CITY-WIDE PHYSICAL ACCESS CONTROL SYSTEM	2,658,740.00	2,658,740.00	892,956.60	1,918,450.00	1,918,450	BUILDING- RENOVATIONS	Project completed		1,965,833.40	1,918,450	
PL101C	ENHANCEMENT COMMUNICATIONS INFRASTRUCTURE	8,500,000.00	4,000,000.00	987,289.17	385,220.87	4,885,221	BUILDING- RENOVATIONS	Pool project - Ongoing		7,512,731.09	4,885,221	
PL101C	UNDERGROUND COMMERCIAL POWER FEEDS TO DDC	7,000,000.00	7,000,000.00	5,517,033.63	1,004,608.51	1,005,629	BUILDING- RENOVATIONS	construction completed		1,492,764.39	1,005,629	
PL101C	HVAC REPAIR-RENOVATION POOL	11,778,058.11	11,778,058.11	11,065,032.95	450,642.60	450,643	BUILDING- RENOVATIONS	on aoina		713,025.20	450,643	
PL101C	ROOF REPLACEMENT POOL	4,901,497.00	4,901,497.00	4,889,239.46	0.00		BUILDING- RENOVATIONS	construction completed		21,457.54		
PL101C	WINDOW REPAIR AND RENOVATION POOL	1,508,999.20	1,508,999.20	1,333,455.81	71,837.89	71,838	BUILDING- RENOVATIONS	on aoina		174,543.39	71,838	
PL101C	RESTORE EASTERN MARKET & GEORGE TOWN LIBR	33,821,107.37	33,821,107.37	33,817,918.84	0.00		BUILDING- RENOVATIONS	construction completed		3,289.03		
PL101C	RENOV RETROFITTING OF DISTRICT BUILDING	36,552,622.08	24,052,622.08	16,790,139.24	1,244,074.91	13,724,075	BUILDING- RENOVATIONS	Pool project - Ongoing		19,762,512.84	13,724,075	
PL101C	CENTRAL SYSTEM RENOVATION	42,244,567.68	27,164,567.68	23,995,200.99	1,163,399.29	1,163,399	BUILDING- RENOVATIONS	Pool project - Ongoing		19,239,487.29	1,163,399	
PL101C	PROPERTY TRACKING SYSTEM	464,906.00	464,906.00	464,906.00	0.00		IT DATA SYSTEM - PROPERTY TRACKING SYSTEM	under development		188,154.56	109,154.56	
PL101C	DC UNITED SOCCER STADIUM	17,858,230.79	17,858,230.79	16,152,347.62	42,220,494.73	42,220,495	NEW BUILDING - SOCCER STADIUM	Construction ongoing		48,705,883.17	42,220,495	
WDCDC	WILSON BLDG	20,441,026.43	20,441,026.43	15,920,344.33	2,454,852.17	2,454,852	BUILDING- RENOVATIONS	Construction ongoing		4,540,662.32	2,454,852	
OFFICE OF THE SECRETARY												
AA100C	ARCHIVES	56,214,063.00	6,825,000.00	490,234.41	5,931,261.52	56,322,262	NEW BUILDING- ARCHIVES	under pre design		56,525,765.99	56,322,262	
OFFICE ON AGING												
EA33C	WARD'S SENIOR WELLNESS CENTER	11,490,629.61	11,490,629.61	11,482,037.39	16,592.75	16,928	BUILDING- RENOVATIONS- AGING	construction completed		28,592.22	16,928	
EA33C	WASHINGTON CENTER FOR AGING SERVICES REN.	3,155,045.42	3,155,045.42	2,939,850.38	538,467.48	538,468	BUILDING- RENOVATIONS- AGING	Construction ongoing		561,195.24	538,468	
EA33C	MODERNIZATION RENOVATIONS	5,515,485.15	5,515,485.15	5,228,469.15	0.00		BUILDING- RENOVATIONS- AGING	construction completed / pending		287,216.00		
METROPOLITAN POLICE DEPARTMENT												
PH101C	MID DISTRICT RENOVATION	23,580,000.00	23,580,000.00	23,087,510.79	1,138,975.14	1,138,976	BUILDING- RENOVATIONS- MPD LOCATIONS	Construction ongoing		2,462,489.21	1,138,976	
PH101C	ROSE BUILDING RENOVATION	147,375.10	147,375.10	144,878.22	0.00		BUILDING- RENOVATIONS- MPD LOCATIONS	construction completed		2,496.96		
PH101C	RENOVATION OF MPD DISTRICT STATION LOCK	1,000,000.00	1,000,000.00	664,504.00	922,817.41	922,817	BUILDING- RENOVATIONS- MPD LOCATIONS	Construction ongoing		2,533,496.00	922,817	
PL101C	MPD BUILDING RENOVATIONS/CONSTRUCTION	30,637,003.00	27,647,003.00	18,893,036.05	1,900,757.28	11,400,757	BUILDING- RENOVATIONS- MPD LOCATIONS	Construction ongoing		12,243,966.95	11,400,757	
FIRE AND EMERGENCY MEDICAL SERVICES												
EA33C	ENGINE COMPANY 4 RENOVATION	531.40	531.40	0.00	0.00		BUILDING- RENOVATIONS- FIRE FACILITIES	construction completed		531.40		
EA33C	E-15 COMPLETE MODERNIZATION/RENOVATION	340,683.27	340,683.27	0.00	0.00		BUILDING- RENOVATIONS- FIRE FACILITIES	Construction ongoing		340,683.27		
EA33C	ENGINE COMPANY 16 RENOVATION	8,080,330.89	8,080,330.89	170,340.47	3,790.81	3,791	BUILDING- RENOVATIONS- FIRE FACILITIES	Construction ongoing		7,910,030.42	3,791	
EA33C	RENOVATIONS TO ENGINE COMPANY 19	7,476.13	7,476.13	0.00	0.00		BUILDING- RENOVATIONS- FIRE FACILITIES	Construction completed		7,476.13		
EA33C	ENGINE 21 RENOVATION / MODERNIZATION	96,899.56	96,899.56	59,498.02	0.00		BUILDING- RENOVATIONS- FIRE FACILITIES	construction completed		37,361.34		
EA33C	E-22 FIREHOUSE REPLACEMENT	12,287,758.38	12,287,758.38	921,670.49	10,090,280.94	10,090,281	BUILDING- RENOVATIONS- FIRE FACILITIES	Construction ongoing		11,366,087.69	10,090,281	
EA33C	ENGINE COMPANY 23 RENOVATION	7,500,000.00	7,500,000.00	0.00	0.00	7,500,000	BUILDING- RENOVATIONS- FIRE FACILITIES	Construction ongoing		7,500,000.00	7,500,000	
EA33C	E-25 COMPLETE RENOVATION/ MODERNIZATION	109,886.36	109,886.36	0.00	0.00		BUILDING- RENOVATIONS- FIRE FACILITIES	Construction ongoing		109,886.36		
EA33C	RENOVATION OF ENGINE COMPANY 26	9,006,845.00	256,845.00	0.00	256,844.00	9,006,844	BUILDING- RENOVATIONS- FIRE FACILITIES	Construction ongoing		9,006,845.00	9,006,844	
EA33C	E-28 COMPLETE MODERNIZATION/RENOVATION	4,680,528.05	4,680,528.05	4,352,466.97	0.00		BUILDING- RENOVATIONS- FIRE FACILITIES	Construction ongoing		128,061.08		
EA33C	E-29 COMPLETE RENOVATION/ MODERNIZATION	4,178,020.87	4,178,020.87	4,153,050.88	0.00		BUILDING- RENOVATIONS- FIRE FACILITIES	Construction ongoing		24,970.00		
EA33C	EVOCC COURSE	4,549,468.61	4,549,468.61	4,271,718.66	0.00	0	BUILDING- RENOVATIONS- FIRE FACILITIES	construction completed		277,749.95	0	
EA33C	ENGINE 5 COMPLETE RENOVATION	257,596.84	257,596.84	1,461.31	0.00	289,649	BUILDING- RENOVATIONS- FIRE FACILITIES	Construction ongoing		255,935.53		
EA33C	ENGINE 14 MAJOR RENOVATION	6,239,673.79	6,239,673.79	3,322,687.56	289,649.41	289,649	BUILDING- RENOVATIONS- FIRE FACILITIES	Construction ongoing		2,916,736.23	289,649	
EA33C	ENGINE 27 MAJOR RENOVATION	5,111,869.27	5,111,869.27	492,560.71	4,066,111.67	4,066,112	BUILDING- RENOVATIONS- FIRE FACILITIES	Construction ongoing		4,621,308.56	4,066,112	
EA33C	ASBESTOS ABATEMENT	172,168.30	172,168.30	95,267.47	0.00		BUILDING- RENOVATIONS- FIRE FACILITIES	on aoina		76,916.63		
EA33C	ITEMS SCHEDULED CAPITAL IMPROVEMENTS	28,899,410.67	17,889,410.63	11,628,209.72	572,999.10	8,072,599	BUILDING- RENOVATIONS- FIRE FACILITIES	Construction ongoing		13,263,200.91	8,072,599	
DEPARTMENT OF CORRECTION												
CD100C	ELEC ELEVATOR REPAIR/RENTAL	800,000.00	800,000.00	33,307.91	766,692.09	766,692	BUILDING- RENOVATIONS- CORRECTIONS	Construction ongoing		766,292.09	766,692	
CD100C	GENERAL RENOVATIONS AT DOC FACILITIES	3,300,000.00	3,300,000.00	478,422.00	1,977,444.39	2,547,444	BUILDING- RENOVATIONS- CORRECTIONS	Construction ongoing		3,931,058.00	2,547,444	
CD100C	RENOVATION OF CELL DOORS AND MOTORS	18,679,542.58	18,679,542.58	18,408,229.75	71,307.78	71,308	BUILDING- RENOVATIONS- CORRECTIONS	Construction ongoing		71,312.88	71,308	
CD100C	UPGRADE FIRE ALARM AND SPRINKLER SYSTEM	3,669,738.74	3,669,738.74	3,976,965.93	11,015.69	11,016	BUILDING- RENOVATIONS- CORRECTIONS	Construction ongoing		72,772.81	11,016	
CD100C	UPGRADE STATE SECURITY CONDUCT	5,903,329.96	5,903,329.96	1,948,331.45	1,783,949.49	1,783,949	BUILDING- RENOVATIONS- CORRECTIONS	Construction ongoing		1,952,998.51	1,783,949	
CD100C	HMATE PROCESSING CENTER	22,919,035.87	22,919,035.87	22,173,104.05	0.00		BUILDING- RENOVATIONS- CORRECTIONS	Construction ongoing		745,931.82		
CD100C	PLUMBING UPGRADES IN HOUSING AREA	1,619,974.30	1,619,974.30	1,587,785.30	0.00		BUILDING- RENOVATIONS- CORRECTIONS	construction completed		32,189.00		
CD100C	HVAC REPLACEMENT - DOC	17,308,060.00	17,308,060.00	14,023,568.23	2,543,996.34	2,543,996	BUILDING- RENOVATIONS- CORRECTIONS	Construction ongoing		3,282,472.29	2,543,996	
CD100C	ROOF REPAIR/RENTAL AT DOC FACILITIES	2,500,000.00	2,500,000.00	460,714.49	1,991,463.91	1,991,464	BUILDING- RENOVATIONS- CORRECTIONS	Construction ongoing		2,039,285.57	1,991,464	
WDCDC	FEEDER STRUCTURAL FINISHING	1,702,232.21	1,702,232.21	1,206,175.94	15,511.92	15,512	BUILDING- RENOVATIONS- CORRECTIONS	Construction ongoing		496,057.27	15,512	
WDCDC	EMERGENCY POWER SYSTEM UPGRADES	788,442.75	788,442.75	788,442.75	767.90	791	BUILDING- REN					

On-Going DGS Audits, investigations, etc. Status FY 15 and FY 16

Reporting Agency	Date	Report #	Title
OCDA	10/22/13	None Listed	FY 14 School Modernization Audit
OCDA	07/01/15	None Listed	FY 15 School Modernization Audit
OCDA	10/30/13	None Listed	US City Wide Securities Contract

DGS Audit Recommendations & Status FY 13 through FY 16

Agency	Report Date	Report #	Title	Reporting Agency	Recommendation #	Recommendation Description	Agency Response & Status
DGS	6/19/2014	None Listed	Audit of Eastern Market Program & Fund	OCDA	1	OCDA recommended that DGS execute new lease agreement with all South Hall merchants that reflect market rates. Until new lease agreements are signed, DGS should enforce hold over provision of lease agreements.	DGS has begun developing a process to determine appropriate rents for Eastern Market merchants. The process will be developed with the input of the Eastern Market community. It will include an independent assessment of the current rental rates and a proposal for future rental rates.
DGS	6/19/2014	None Listed	Audit of Eastern Market Program & Fund	OCDA	2	OCDA recommended that DGS enforce and collect the \$3600 in late payment penalties for South Hall merchants in accordance with the lease agreement.	Complete – Of the fines that were highlighted by the Auditor, two of them were found to have been paid in time. Of the merchants required to pay, all but one of them, Southern Maryland Seafood, Inc., have paid the fees due and the fees have been deposited. The fees due by Southern Maryland Seafood have been turned over to the Central Collection Unit for collection.
DGS	6/19/2014	None Listed	Audit of Eastern Market Program & Fund	OCDA	3	OCDA recommended that DGS create a standard contract for North Hall Rentals that documents all relevant information and that are approved and signed by the CPMO.	Complete - DGS has completed a standard contract for North Hall Rentals.

DGS Audit Recommendations & Status FY 13 through FY 16

DGS	6/19/2014	None Listed	Audit of Eastern Market Program & Fund	OCDA	4	ODCA recommended that DGS and OFRM conduct monthly deposit reconciliation	Complete – DGS and OFRM conduct monthly deposition reconciliations
DGS	12/01/14	None listed	PSD Re-inspection of Findings from 2010 Report of Special Evaluation	OIG	1	That the Director implement a formal plan for providing ASP baton and OC spray training	Complete – Formal training has been provided for ASP baton and OC spray use.
DGS	12/01/14	None listed	PSD Re-inspection of Findings from 2010 Report of Special Evaluation	OIG	2	That DGS ensured that post orders prominently display the effective date of last revision. That DGS enacts a policy that requires annual post order reviews and revisions (if necessary) and designates which PSD employee is responsible for conducting these reviews	Complete - Post orders are now prominently display with the effective date of last revision. DGS has in place a policy that annual post order and reviews are revised and a PSD employee is responsible for conducting these reviews.
DGS	12/01/14	None listed	PSD Re-inspection of Findings from 2010 Report of Special Evaluation	OIG	3	That DGS ensure that PDS's training curricula comply with DCMR requirements outlined in 6 DCMR A 1107a and that DGS ensure that documentation for all SPO training is collected and documented in the appropriate PSD training file.	Complete - PSD is staffed with a training coordinator who ensures training standards are met and are in compliance with DCMR 6a.
		None	PSD Re-inspection of	OIG	4	That DGS develop and implement procedures to ensure	Complete - All commissioned officers receive an annual

DGS Audit Recommendations & Status FY 13 through FY 16

DGS	12/01/14	listed	Findings from 2010 Report of Special Evaluation			that both a DCHR non-criminal background check and a SOMB background check are completed to each SPO applicant and that all results are disseminated to PSD hiring officials.	background check, conducted by SOMB, before they are granted a renewed commission. Commissions are renewed annually.
DGS	12/01/14	None listed	PSD Re-inspection of Findings from 2010 Report of Special Evaluation	OIG	5	That DGS implement a policy requiring pre-employment physicals for all of its SPO's and that DGSHR document the result of those physicals in SPO's personnel folders.	Complete - In compliance with DCMR 6 a, all new hires receive physicals performed by personal physicians. DGS HR keeps record of physician statements certifying new hires as fit to perform the functions of Special Police Officer.
DGS	12/01/14	None listed	PSD Re-inspection of Findings from 2010 Report of Special Evaluation		6	1) That within 14 days of the issuance of this report, DGS complete a risk assessment to determine which policies and procedures are most critical to protecting public safety, the welfare of PSD officers and the financial well-being of the District government. 2) That within 21 days of completing the risk assessment, DGS publish interim and final written policies and procedures for PSD operations deemed high risk. 3) That within 30 calendar days of completing the risk assessment, DGS publish a schedule detailing when the implementation of remaining operational procedures can be expected and 4) That DGS	Complete

DGS Audit Recommendations & Status FY 13 through FY 16

DGS	12/1/2014	None Listed		OIG		implement a procedure for disseminating official PSD policies and verifying that SPOs received the instructions.	
DGS	7/16/14	OIG MAR 14-1-002	Security Gaps	OIG	1	Draft and provide the OIG with a written plan to secure the back hallway and deny access to unauthorized individuals. This plan should include a reasonable timetable for its effectuation.	Complete- has been resolved.
DGS	7/16/14	OIG MAR 14-1-002	Security Gaps	OIG	2	Install access control hardware in each of the freight elevators denying access to anyone who does not have a District government employee identification card or valid credential for that particular floor.	Complete – hardware has been installed in freight elevators.
DGS	7/16/14	OIG MAR 14-1-002	Security Gaps	OIG	3	Ensure that security camera in the Old Council Chamber feeds images to the monitors at the lobby's security station	Complete – Camera installed and feeding images to monitor in lobby's security station.
DGS	5/13/14	OIG MAR 14-1-001	Patrol Operations Special Police Officers May pose Risk to District when providing law enforcement services outside their jurisdiction	OIG	1	That DGS request a legal opinion from the OAG that defines jurisdiction	Complete – DGS has requested and received legal opinion from the OAG that defines jurisdiction

DGS Audit Recommendations & Status FY 13 through FY 16

DGS	5/13/14	OIG MAR 14-1-001	Patrol Operations Special Police Officers May pose Risk to District when providing law enforcement services outside their jurisdiction	OIG	2	That until the OAG issues its opinion; DGS should temporarily assign patrol operations to fixed posts.	DGS disagreed with this recommendation and determined that recommendation was not feasible.
DGS	5/13/14	OIG MAR 14-1-001	Patrol Operations Special Police Officers May pose Risk to District when providing law enforcement services outside their jurisdiction	OIG	3	That DGS promptly disseminate guidance based on OAG opinion to every PSD employee.	Complete - DGS promptly disseminated guidance based on OAG opinion to every PSD employee.
DGS	7/1/15	None Listed	School Modernization Program Failed to comply with DC Codes	ODCA	1 - 3	<p><u>Finding:</u> The District has not met the process and schedule objectives of the Master Facilities Plan and does not have a process in place for selecting schools for modernization.</p> <p><u>Recommendations:</u> 1. Currently there is no mechanism in place that describes how, or even who, should create a schedule for</p>	Recommendation 1 – 3 did not include any specific action items for DGS.

DGS Audit Recommendations & Status FY 13 through FY 16

					<p>modernizations based on the MFP. The Council should require the development of a clear and consistent selection process, without which the MFP will remain a largely inconsequential document. This process should continue to allow for input from the public as well as each affected District agency, particularly DCPS. A collaborative process will improve transparency with respect to school selection, increase the likelihood that school district stakeholders will accept the outcome and likely yield a more favorable outcome for the District's students. Whatever the process, it should be clear where accountability resides for which schools are selected for Modernization.</p> <p>2. Once the policy makers have defined a selection process they should ensure that this information is effectively disseminated to the public. Transparency is key to making sure the process remains equitable in fact and appearance. We believe the District should include these items in a central, web accessible location, along with a brief description of how the District selects schools for modernization.</p> <ul style="list-style-type: none"> ▪ The most recent iteration of the MFP and any documentation necessary to understand how DGS 	
--	--	--	--	--	---	--

DGS Audit Recommendations & Status FY 13 through FY 16

						<p>use the MFP to develop the District's school modernization schedule.</p> <ul style="list-style-type: none"> ▪ The most recent iteration of the District's CIP, with specific sections that pertain to the District's school modernization program. ▪ Project descriptions for all schools scheduled for modernization in the next six years, as outlined in the CIP. ▪ Justification for any deviations made from the process or schedule by the Council, the Mayor, DCPS, DGS, or any other District agency. ▪ Expenditures on modernization projects by school for the past three fiscal years, to be updated annually by DGS. <p>3. The Deputy Mayor for Education should revise the MFP to include a schedule and the process for school modernizations in the District. In addition to the clear public benefit, this will also make it possible for ODCA to comply with the requirements set forth in D.C. Code § 38-2973.05.</p>	
DGS	7/1/15	None	School	ODCA	4	<u>Finding:</u> The Mayor's Capital	

DGS Audit Recommendations & Status FY 13 through FY 16

		Listed	Modernization Program Failed to comply with DC Codes			Improvement Plan did not comply with D.C. Code 38-2803(d), omitting important information about the future of the District's schools. <u>Recommendation:</u> 4. The Mayor must ensure that all of the elements in D.C. Code § 38-2803(d) are included in the annual budget submission.	Recommendation 4 did not include any specific action items for DGS.
DGS	7/1/15	None Listed	School Modernization Program Failed to comply with DC Codes	ODCA	5	<u>Finding:</u> The District's Modernization Advisory Committee could have provided valuable technical expertise to the District's school modernization program and identified deficiencies in the MFP and CIP, but due to inadequate support, stopped meeting in 2008. <u>Recommendation:</u> 5. The Mayor and Council should reappoint the Advisory Committee or amend the law and seek alternative means to meet the intent of the provision: accountability, transparency, and oversight.	Recommendation 5 did not include any specific action items for DGS.
DGS	7/1/15	None Listed	School Modernization Program Failed to comply with DC Codes	ODCA	6	<u>Finding:</u> The Mayor, D.C. Council, and CFO disregarded the funding provisions of the School Modernization Financing Act of 2006. <u>Recommendation:</u> 6. The District has steadily increased the amount of debt used to fund its school modernization program. The Mayor and Council should assess the impact of this	Recommendation 6 did not include any specific action items for DGS.

DGS Audit Recommendations & Status FY 13 through FY 16

						debt on the District's finances and, as necessary, adjust the program or the manner in which it is funded.	
DGS	7/1/15	None Listed	School Modernization Program Failed to comply with DC Codes	ODCA	7 - 9	<p><u>Finding:</u> The District failed to collect required documentation for school modernization contracts and may well have spent more on construction costs than was necessary or contractually required.</p> <p><u>Recommendations:</u> 7. For the five high school modernizations covered in this audit (Eastern, Woodson, Cardozo, Anacostia and Wilson) totaling \$465 million in District expenditures, we recommend that DGS perform an assessment of each contract to determine if any savings should have accrued to the District. This analysis should include an item-by-item reconstruction of how the GMP contingency was used, including supporting documentation to verify that the District approved any draws on the contingency before they were made.</p> <p>Additionally, DGS should report on "buy-outs" including variances between subcontracts for base scope versus their respective Guaranteed Maximum Price schedule of values line item. Should this analysis identify any project savings that should have accrued to the District, DGS should secure the appropriate payment to the District</p>	<p>Recommendation 7 - DGS is currently completing assessments of each contract to determine if any savings should have accrued to the District. 3 assessments are complete and 2 are underway.</p> <p>Recommendation 8 – Although DGS agreed that there is room for greater improvement in this, DGS does require contractors to submit required</p>

DGS Audit Recommendations & Status FY 13 through FY 16

						<p>8. DGS needs to enforce the terms of each of the contracts it signs for the District's school modernization projects. Specifically, DGS should:</p> <p>Require that contractors provide Buy Out variances in their monthly reports, as required by each contract;</p> <p>Require contractors to provide information in each monthly report on the use of Contingency funds, as required by each contract; and</p> <p>Require contractors to provide written requests for the use of Contingency funds, as required by each contract. Additionally, DGS should not approve payment applications that show draws on the project's Contingency funds without prior written approval to do so.</p> <p>9. In addition, the Council should require DGS to present an analysis of job costs and savings to the Council before the final contractor payment application is approved and paid.</p>	<p>documentation and each project includes a reconciliation of actual costs. DGS (and its predecessor OPEFM) has utilized the following process since 2008 to ensure transparency and accountability as it relates to construction cost</p> <p>Recommendation 9 – DGS did not agree with this recommendation and provided that the submission of a job cost analysis to the Council for every project prior to remitting payment, as recommended by the ODCA, would create an administrative burden to the Council, but more importantly would serve as a deterrent and a burden for contractors, as final payment would be further delayed awaiting Council action.</p>
DGS	7/1/15	None Listed	School Modernization Program Failed to comply with DC Codes	ODCA	10 - 11	<p><u>Finding:</u> High School modernizations have exceeded the cost per square foot standard included in the 2010 MFP.</p> <p><u>Recommendations:</u></p> <p>10. DGS needs to enforce existing cost control mechanisms for its</p>	<p>Recommendation 10 - DGS agreed that modernizations have exceeded the cost per square foot estimates outlined in the</p>

DGS Audit Recommendations & Status FY 13 through FY 16

						<p>projects and to devise a method for managing and assessing those mechanisms, including contract provisions in their existing contracts which establish how contractors may spend funds set aside for contingencies.</p> <p>11. The Mayor and Council should require that each iteration of the MFP include cost standards for school modernizations in the District as a check on spiraling costs and to enable the ODCA to comply with the requirements set forth in D.C. Code § 38-2973.05. The most recent revision to the MFP, which occurred in 2013, does not include cost standards for school modernizations. D.C. Code § 38-2973.05 mandates that ODCA assess whether the District has met the cost objectives included in the MFP. Without cost objectives for school modernizations, it is impossible for ODCA to fully comply with that mandate.</p>	<p>2010 MFP and to propose additional cost control and tracking measures to ensure that costs reflect market conditions. One such cost control measure implemented includes a detailed cost database for completed DCPS school modernization projects that is used in developing the CIP, budgets, and reconciling Contractor estimates.</p> <p>Recommendation 11 – Does not include any specific action items for DGS</p>
DGS	7/1/15	None Listed	School Modernization Program Failed to comply with DC Codes	ODCA	12	<p><u>Finding</u> - A majority of modernization projects reviewed exceed the District's LEED standards, potentially driving costs beyond projection.</p> <p><u>Recommendation:</u> 12. The Mayor and Council should require an analysis of the costs and benefits of LEED qualified construction and clarify the</p>	<p>Recommendation 12 - A cost benefit analysis is currently completed for every modernization project by the LEED consultant, design team, builder, and DGS to determine</p>

DGS Audit Recommendations & Status FY 13 through FY 16

						standards that should be sought. And DGS should continue to gather the necessary information for Anacostia's LEED submission. Should Anacostia be deficient in the quality of its design as compared to other District schools, any deficiencies preventing LEED certification should be remedied immediately.	the most suitable approach with cost in mind, whether it is the initial capital costs, or long term maintenance and operating costs.
DGS	7/1/15	None Listed	School Modernization Program Failed to comply with DC Codes	ODCA	13 - 14	<p><u>Finding</u> - DGS' internal control environment hindered ODCA's review of the District's school modernization program and requires substantial improvement.</p> <p><u>Recommendations:</u> 13. The Mayor should direct DGS to improve its internal controls environment, by designing, documenting, and implementing effective internal controls.</p> <p>14. DGS should familiarize itself with the statutory references to the District's school modernization program, and in particular, the audit requirements and create controls and processes that meet these expectations set by policymakers.</p>	Recommendation 13-14 - Although DGS concurs with the need for adequate internal controls, DGS did not agree with ODCA finding. All support for the three pay applications relied upon by the ODCA in connection with this finding were properly attached in the Procurement Automated Support System (PASS). The official payment record included all proper approvals and contained no "scratched out" or "handwritten amounts" as stated within the Draft Report. ODCA used project manager unofficial working documents, as opposed to DGS official records, as the basis for this finding and therefore reached an inaccurate conclusion.
DGS	7/1/15	None Listed	School Modernization Program Failed to comply with DC Codes	ODCA	15	<p><u>Finding</u> - For 166 out of 458 project budget transfers reviewed, representing \$168,997,484 in budgetary authority, ODCA could not verify that project expenditures were approved before</p>	

DGS Audit Recommendations & Status FY 13 through FY 16

						<p>they were made.</p> <p><u>Recommendations:</u> 15. DC Code § 38-2803(d) established the requirement for a school specific CIP. In the future, DGS should ensure that the CIP includes school specific project listings, which will reduce the need for budget transfers during the fiscal year. Should DGS still require some transfers throughout the fiscal year, it should ensure that it retains the necessary documentation to support why transfers were made and who approved them.</p>	<p>Recommendation 15 - budgets since FY 2010 and FY 2011 are appropriated at mainly school specific projects as well as some small cap/stabilization/project management-legal fee projects.</p>
DGS	7/1/15	None Listed	School Modernization Program Failed to comply with DC Codes	ODCA	16-17	<p><u>Finding</u> - Neither DGS nor DC PEP could properly support a substantial number of payments made to District contractors, creating the risk of improper payments.</p> <p><u>Recommendations:</u> 16. DGS and DC PEP – or any successor project management firm -- must develop and document a process for properly reviewing and approving all invoices before they are paid. These procedures must provide detailed instructions to both DC PEP and DGS employees on the exact nature of the documentation that should be included with each pay application. They should also describe how to retain documentation so that auditors can review invoice approval and payment processes in the future.</p>	<p>Recommendation 16 –</p> <p>Recommendation 17 -</p>

DGS Audit Recommendations & Status FY 13 through FY 16

						17. Given the importance of a program designed to modernize the District's school system, DGS should occasionally conduct random mini audits of DC PEP to ensure that the District's contractors are submitting all the documentation required by their contracts, and to ensure that DC PEP is properly managing those contracts.	
DGS	July 1, 2015	None Listed	School Modernization Program Failed to comply with DC Codes	ODCA	18	<p><u>Finding</u> - DGS record keeping does not provide an accurate accounting of the total cost to modernize each District school.</p> <p><u>Recommendations:</u> 18. District law requires CIP funds to be allocated on a school-by-school basis. ODCA recommends that expenditures be recorded on a school-by-school basis as well, to match appropriations. DGS should develop a process for allocating costs from individual invoices to multiple schools, as necessary. Additionally, project management fees should be charged directly to the schools where project managers worked. Recording expenditures on a school-by-school basis will also help prevent the comingling of funds from different sources. This will help ensure that school modernization funds are not spent on unrelated projects.</p>	Recommendation 18 -
DGS	July 1, 2015	None Listed	School Modernization Program Failed	ODCA	19	<p><u>Finding</u> - \$44,945 of funds allocated for the District's school modernization program were</p>	

DGS Audit Recommendations & Status FY 13 through FY 16

			to comply with DC Codes			<p>instead spent on parks and community centers.</p> <p><u>Recommendations:</u> 19. DGS and DC PEP – or another successor project management firm – must revise their process for reviewing and approving invoices for the payment. This review and approval process should ensure that funds allocated by the Council, are in face spent as intended. The council allocated funds for both District schools and District parks/recreation centers and DGS should ensure that these two sources are not comingled.</p>	Recommendation 19 -
DGS	July 1, 2015	None Listed	School Modernization Program Failed to comply with DC Codes	ODCA	20	<p><u>Finding</u> - IT equipment is not being properly monitored as DGS purchases and installs the equipment in District Schools.</p> <p><u>Recommendations:</u> 20. DGS should design policies and procedures to ensure that IT equipment is properly monitored and uniquely identified from the time that it is purchased until custody of this equipment is transferred over to each school's IT department.</p>	Recommendation 20 - This finding is not factually accurate. DGS, in conjunction with DCPS, and OCTO / DCNET have developed over the years a formal process for monitoring IT equipment purchased on behalf of DCPS. OCTO/DCNET develops the bill of materials, from which OCTO procures the IT equipment associated with the IT infrastructure (i.e. MDF & IDF Equipment, etc.) and installs it, which is then monitored and maintained by OCTO/ DCNET.

DGS Audit Recommendations & Status FY 13 through FY 16

							As it relates to the balance of IT equipment, DCPS's Central Office monitors the installation and labels all equipment, which is then tracked in DCPS's IT inventory log.
DGS	7/1/15	None Listed	School Modernization Program Failed to comply with DC Codes	ODCA	21	<p><u>Finding</u> - DGS' restricted capacity to oversee DC PEP has resulted in an over-reliance on private contractors to manage the policy and the process in school modernization.</p> <p><u>Recommendations:</u> 21. The Mayor should perform an analysis of the relationship with DC PEP in accordance with D.C. Code § 2-352.05. It may be beneficial for the District to continue using private contractors to manage the District's school modernization efforts, but the government should periodically reassess the relationship. At a minimum, and if policymakers choose to retain the current practice of contracting for project management for the entire program, DGS should improve its in-house payment and contract monitoring capabilities.</p>	<p>Recommendation 21 - Prior to the issuance of a solicitation for a new contract after expiration of the DC PEP contract, DGS will assess the benefits and costs associated with retaining private services. .</p>

Appendix B - FY 2016- FY 2021 Planned Expenditures From New Allotments

(dollars in thousands)

Project Code	Master Project Name	Sub-project	Title	Impl Agy	FY 2016	FY 2017	FY 2018	FY 2019	FY 2020	FY 2021	6-yr Total
<u>AM0 DEPARTMENT OF GENERAL SERVICES</u>											
PL1	POOL PROJECTS	03	HAZARDOUS MATERIAL ABATEMENT POOL	AM0	0	400	0	500	500	500	1,900
PL1	POOL PROJECTS	04	ADA COMPLIANCE POOL	AM0	0	600	0	0	500	500	1,600
PL1	POOL PROJECTS	08	BIG 3 BUILDINGS POOL	AM0	4,000	0	0	0	0	5,370	9,370
PL4	ELECTRONIC SECURITY COMMUNICATIONS STANDARDIZATION	02	ENHANCEMENT COMMUNICATIONS INFRASTRUCTUR	AM0	0	1,500	0	2,000	1,000	0	4,500
PL9	POOL PROJECTS	01	ENERGY RETROFITTING OF DISTRICT BUILDING	AM0	0	2,500	2,500	2,500	2,500	2,500	12,500
PL9	POOL PROJECTS	02	CRITICAL SYSTEM REPLACEMENT	AM0	1,500	2,500	0	3,000	5,000	5,000	17,000
SPC	SPORTING COMPLEXES	01	DC UNITED SOCCER STADIUM	AM0	106,331	0	0	0	0	0	106,331
Total	AM0 DEPARTMENT OF GENERAL SERVICES				111,831	7,500	2,500	8,000	9,500	13,870	153,202
<u>AT0 OFFICE OF THE CHIEF FINANCIAL OFFICER</u>											
BF3	SOAR MODERNIZATION	01	SOAR MODERNIZATION	AT0	0	0	6,000	10,000	18,500	10,000	44,500
CIM	CAPITAL ASSET REPLACEMENT SCHEDULING SYSTEM	01	CAPITAL ASSET REPLACEMENT SCHEDULING SYS	TO0	1,500	0	0	0	0	0	1,500
CSP	COMPUTER SYSTEMS PROJECT	08	INTEGRATED TAX SYSTEM MODERNIZATION	AT0	14,000	11,000	6,000	0	0	0	31,000
Total	AT0 OFFICE OF THE CHIEF FINANCIAL OFFICER				15,500	11,000	12,000	10,000	18,500	10,000	77,000
<u>BA0 OFFICE OF THE SECRETARY</u>											
AB1	ARCHIVES PLANNING	02	ARCHIVES	AM0	2,000	0	0	12,900	35,491	0	50,391
Total	BA0 OFFICE OF THE SECRETARY				2,000	0	0	12,900	35,491	0	50,391
<u>BJ0 OFFICE OF ZONING</u>											
JM1	REWRITING OF ZONING REGULATIONS	02	ZONING INFORMATION TECHNOLOGY SYSTEMS	BJ0	175	0	0	0	0	0	175
Total	BJ0 OFFICE OF ZONING				175	0	0	0	0	0	175

Details may not sum to totals due to rounding.

Appendix B - FY 2016- FY 2021 Planned Expenditures From New Allotments

(dollars in thousands)

Project Code	Master Project Name	Sub-project	Title	Impl Agy	FY 2016	FY 2017	FY 2018	FY 2019	FY 2020	FY 2021	6-yr Total
<u>CE0 DISTRICT OF COLUMBIA PUBLIC LIBRARY</u>											
CPL	CLEVELAND PARK - RENOVATION	38	CLEVELAND PARK LIBRARY	CE0	12,595	450	0	0	0	0	13,045
LAR	LAMOND RIGGS NEW CONSTRUCTION	37	LAMOND RIGGS LIBRARY	CE0	0	0	0	0	5,000	15,000	20,000
LB3	FACILITY RENOVATIONS	10	GENERAL IMPROVEMENT-LIBRARIES	CE0	1,400	0	0	0	0	1,400	2,800
MCL	MARTIN LUTHER KING JR. MEMORIAL CENTRAL LIBRARY	03	MARTIN LUTHER KING JR. MEMORIAL CENTRAL	CE0	5,600	41,750	62,000	57,250	18,000	0	184,600
PAL	PALISADES LIBRARY - NEW CONSTRUCTION	37	PALISADES LIBRARY	CE0	1,500	0	0	0	0	0	1,500
SEL	SOUTHEAST LIBRARY - MAJOR RENOVATION	37	SOUTHEAST LIBRARY	CE0	0	0	0	11,000	12,500	0	23,500
SWL	SOUTHWEST LIBRARY - NEW CONSTRUCTION	37	SOUTHWEST LIBRARY	CE0	0	2,250	13,000	2,750	0	0	18,000
Total	CE0 DISTRICT OF COLUMBIA PUBLIC LIBRARY				21,095	44,450	75,000	71,000	35,500	16,400	263,445
<u>CR0 DEPARTMENT OF CONSUMER AND REGULATORY AFFAIRS</u>											
ISM	DCRA MISSION CRITICAL IT SYSTEMS MODERNIZATION	07	IT SYSTEMS MODERNIZATION	CR0	0	0	0	0	2,000	2,000	4,000
Total	CR0 DEPARTMENT OF CONSUMER AND REGULATORY AFFAIRS				0	0	0	0	2,000	2,000	4,000
<u>EB0 OFFICE OF THE DEPUTY MAYOR FOR PLANNING AND ECONOMIC DEVELOPMENT</u>											
AMS	MCMILLAN SAND FILTRATION SITE	11	MCMILLAN SITE REDEVELOPMENT	EB0	30,216	34,916	4,000	0	0	0	69,132
ASC	SKYLAND SHOPPING CENTER	13	SKYLAND SHOPPING CENTER	EB0	500	0	0	0	0	0	500
AWR	ST ELIZABETHS	01	SAINT ELIZABETHS E CAMPUS INFRASTRUCTURE	EB0	15,300	0	0	0	1,500	2,700	19,500
AWT	WALTER REED REDEVELOPMENT	01	WALTER REED REDEVELOPMENT	EB0	10,000	11,000	2,000	2,000	2,000	2,000	29,000
EB0	NEW COMMUNITIES	08	NEW COMMUNITIES	EB0	0	3,500	5,000	15,000	15,000	15,000	53,500
EB4	COMMUNITY ECONOMIC DEVELOPMENT INITIATIVES	09	WASA NEW FACILITY	EB0	5,900	0	0	0	0	0	5,900

Details may not sum to totals due to rounding.

Appendix B - FY 2016- FY 2021 Planned Expenditures From New Allotments

(dollars in thousands)

Project Code	Master Project Name	Sub-project	Title	Impl Agy	FY 2016	FY 2017	FY 2018	FY 2019	FY 2020	FY 2021	6-yr Total
EB4	COMMUNITY ECONOMIC DEVELOPMENT INITIATIVES	22	HILL EAST	EB0	3,800	3,000	4,200	0	0	0	11,000
Total EB0	OFFICE OF THE DEPUTY MAYOR FOR PLANNING AND ECONOMIC DEVELOPMENT				65,716	52,416	15,200	17,000	18,500	19,700	188,532
<u>FA0 METROPOLITAN POLICE DEPARTMENT</u>											
PEQ	EQUIPMENT & COMPUTER SYSTEMS	20	SPECIALIZED VEHICLES - MPD	ELC	5,000	6,500	0	10,000	10,000	0	31,500
PEQ	EQUIPMENT & COMPUTER SYSTEMS	22	SPECIALIZED VEHICLES - MPD	FA0	1,500	0	0	0	0	0	1,500
PL1	POOL PROJECTS	10	MPD SCHEDULED CAPITAL IMPROVEMENTS	AM0	500	0	0	3,000	3,000	3,000	9,500
Total FA0	METROPOLITAN POLICE DEPARTMENT				7,000	6,500	0	13,000	13,000	3,000	42,500
<u>FB0 FIRE AND EMERGENCY MEDICAL SERVICES DEPARTMENT</u>											
206	FIRE APPARATUS	00	FIRE APPARATUS	FB0	7,000	15,000	15,000	2,800	2,000	0	41,800
206	FIRE APPARATUS	30	FIRE APPARATUS	ELC	9,000	0	0	15,000	15,000	0	39,000
LC5	ENGINE COMPANY 23	37	ENGINE COMPANY 23 RENOVATION	AM0	0	0	0	3,750	3,750	0	7,500
LC8	ENGINE COMPANY 26 RELOCATION	37	RELOCATION OF ENGINE COMPANY 26	AM0	0	0	0	4,000	4,750	0	8,750
LF2	FEMS SCHEDULED CAPITAL IMPROVEMENTS	39	FEMS SCHEDULED CAPITAL IMPROVEMENTS	AM0	1,000	0	0	2,500	2,500	2,500	8,500
Total FB0	FIRE AND EMERGENCY MEDICAL SERVICES DEPARTMENT				17,000	15,000	15,000	28,050	28,000	2,500	105,550
<u>FL0 DEPARTMENT OF CORRECTIONS</u>											
CGN	GENERAL RENOVATIONS AT DOC FACILITIES	01	GENERAL RENOVATIONS AT DOC FACILITIES	AM0	1,000	0	0	0	1,250	0	2,250
Total FL0	DEPARTMENT OF CORRECTIONS				1,000	0	0	0	1,250	0	2,250
<u>GA0 DISTRICT OF COLUMBIA PUBLIC SCHOOLS</u>											
GM1	STABILIZATION INITIATIVE	01	ROOF REPAIRS - DCPS	AM0	1,775	1,800	816	2,185	2,125	2,125	10,826
GM1	STABILIZATION INITIATIVE	02	BOILER REPAIRS - DCPS	AM0	6,500	4,500	4,000	4,187	4,645	4,645	28,477
GM1	STABILIZATION INITIATIVE	20	GENERAL	AM0	4,600	4,500	4,466	3,911	3,056	4,000	24,533

Details may not sum to totals due to rounding.

Appendix B - FY 2016- FY 2021 Planned Expenditures From New Allotments

(dollars in thousands)

Project Code	Master Project Name	Sub-project	Title	Impl Agy	FY 2016	FY 2017	FY 2018	FY 2019	FY 2020	FY 2021	6-yr Total
			MISCELLANEOUS REPAIRS - DCPS								
GM1	STABILIZATION INITIATIVE	21	MAJOR REPAIRS/MAINTENANCE - DCPS	AM0	5,000	3,720	2,190	3,018	3,169	5,000	22,098
GM3	STABILIZATION INITIATIVES	03	ADA COMPLIANCE - DCPS	AM0	2,400	2,500	2,500	2,500	500	5,026	15,426
GM3	STABILIZATION INITIATIVES	04	LIFE SAFETY - DCPS	AM0	375	862	500	1,078	1,110	1,000	4,924
GM3	STABILIZATION INITIATIVES	11	HIGH SCHOOL LABOR - PROGRAM MANAGEMENT	AM0	2,687	858	0	3,398	6,424	6,517	19,884
GM3	STABILIZATION INITIATIVES	12	ES/MS MODERNIZATION CAPITAL LABOR - PROG	AM0	10,895	12,504	10,498	10,564	7,835	7,366	59,662
GM3	STABILIZATION INITIATIVES	13	STABILIZATION CAPITAL LABOR - PROGRAM MG	AM0	1,418	1,938	5,108	2,359	1,724	2,678	15,225
MR3	MAURY ES MODERNIZATION/RENOVATION	37	MAURY ES MODERNIZATION/RENOVATION	AM0	5,844	0	0	0	0	0	5,844
N80	DCPS TECHNOLOGY INFRASTRUCTURE UPGRADE	05	DCPS IT INFRASTRUCTURE UPGRADE	TO0	4,000	4,500	3,000	4,000	4,500	1,854	21,854
NR9	ROOSEVELT HIGH	39	ROOSEVELT HS MODERNIZATION	AM0	1,693	0	0	0	0	0	1,693
NX8	COOLIDGE HS	37	COOLIDGE HS MODERNIZATION/RENOVATION	AM0	2,000	24,000	26,440	5,000	59,193	0	116,633
PL3	TRUESDELL ES MODERNIZATION/RENOVATION	37	TRUESDELL ES MODERNIZATION/RENOVATION	AM0	0	0	0	649	6,840	0	7,489
SG1	GENERAL IMPROVEMENTS	06	WINDOW REPLACEMENT - DCPS	AM0	2,600	3,683	0	3,200	4,134	5,000	18,617
SG3	MAINTENANCE IMPROVEMENTS	W7	WARD 7 SPECIALTY SCHOOL	AM0	29,654	14,943	0	0	0	0	44,597
T22	DCPS GENERAL IT	47	DCPS DCSTARS HW UPGRADE	GA0	2,500	0	0	0	0	0	2,500
YY1	MODERNIZATIONS/RENOVATIONS	01	BANNEKER HS MODERNIZATION/RENOVATION	AM0	0	0	0	12,157	17,745	47,172	77,074
YY1	MODERNIZATIONS/RENOVATIONS	03	FRANCIS/STEVENS ES MODERNIZATION/	AM0	0	0	0	20,178	0	0	20,178

Details may not sum to totals due to rounding.

Appendix B - FY 2016- FY 2021 Planned Expenditures From New Allotments

(dollars in thousands)

Project Code	Master Project Name	Sub-project	Title	Impl Agy	FY 2016	FY 2017	FY 2018	FY 2019	FY 2020	FY 2021	6-yr Total
			RENOVAT								
YY1	MODERNIZATIONS/RENOVATIONS	05	ANNE M. GODING ES	AM0	0	0	0	11,938	0	0	11,938
YY1	MODERNIZATIONS/RENOVATIONS	06	WASHINGTON-METRO MODERNIZATION/ RENOVATIO	AM0	0	0	0	0	0	9,900	9,900
YY1	MODERNIZATIONS/RENOVATIONS	07	LOGAN ES MODERNIZATION/ RENOVATION	AM0	0	0	0	11,952	0	0	11,952
YY1	MODERNIZATIONS/RENOVATIONS	08	BROWNE EC MODERNIZATION	AM0	0	0	0	20,636	0	0	20,636
YY1	MODERNIZATIONS/RENOVATIONS	44	HOUSTON ES RENOVATION/ MODERNIZATION	AM0	0	15,693	0	0	0	0	15,693
YY1	MODERNIZATIONS/RENOVATIONS	52	POWELL ES RENOVATION/ MODERNIZATION	AM0	2,500	0	0	0	0	0	2,500
YY1	MODERNIZATIONS/RENOVATIONS	59	ELLINGTON MODERNIZATION/ RENOVATION	AM0	49,197	13,164	0	0	0	0	62,361
YY1	MODERNIZATIONS/RENOVATIONS	60	ADAMS ES MODERNIZATION/ RENOVATION	AM0	0	0	0	12,236	0	0	12,236
YY1	MODERNIZATIONS/RENOVATIONS	64	HYDE ES MODERNIZATION/ RENOVATION	AM0	8,474	13,811	0	0	0	0	22,285
YY1	MODERNIZATIONS/RENOVATIONS	65	JEFFERSON MS MODERNIZATION / RENOVATION	AM0	1,500	1,500	0	15,993	17,000	0	35,993
YY1	MODERNIZATIONS/RENOVATIONS	70	ORR ES MODERNIZATION/ RENOVATION	AM0	1,000	26,359	14,636	0	0	0	41,995
YY1	MODERNIZATIONS/RENOVATIONS	73	WEST ES MODERNIZATION/ RENOVATION	AM0	0	0	0	3,000	19,257	12,838	35,095
YY1	MODERNIZATIONS/RENOVATIONS	76	AITON ES RENOVATION/ MODERNIZATION	AM0	0	0	0	12,115	0	0	12,115
YY1	MODERNIZATIONS/RENOVATIONS	77	BANCROFT ES MODERNIZATION/ RENOVATION	AM0	0	31,296	28,647	0	0	0	59,943
YY1	MODERNIZATIONS/RENOVATIONS	78	CW HARRIS ES	AM0	0	0	0	0	12,606	0	12,606

Details may not sum to totals due to rounding.

Appendix B - FY 2016- FY 2021 Planned Expenditures From New Allotments

(dollars in thousands)

Project Code	Master Project Name	Sub-project	Title	Impl Agy	FY 2016	FY 2017	FY 2018	FY 2019	FY 2020	FY 2021	6-yr Total
			RENOVATION/ MODERNIZATION								
YY1	MODERNIZATIONS/RENOVATIONS	80	EATON ES RENOVATION/ MODERNIZATON	AM0	0	0	0	0	0	15,552	15,552
YY1	MODERNIZATIONS/RENOVATIONS	81	ELIOT-HINE JHS RENOVATION/ MODERNIZATION	AM0	1,500	1,500	0	16,500	21,622	0	41,122
YY1	MODERNIZATIONS/RENOVATIONS	82	GARFIELD ES RENOVATION/ MODERNIZATION	AM0	0	0	0	12,516	0	0	12,516
YY1	MODERNIZATIONS/RENOVATIONS	83	GARRISON ES RENOVATION/ MODERNIZATION	AM0	20,000	0	0	0	0	0	20,000
YY1	MODERNIZATIONS/RENOVATIONS	85	KIMBALL ES MODERNIZATION/ RENOVATION	AM0	17,696	0	0	0	0	0	17,696
YY1	MODERNIZATIONS/RENOVATIONS	87	LAFAYETTE ES MODERNIZATION/ RENOVATION	AM0	56,144	0	0	0	0	0	56,144
YY1	MODERNIZATIONS/RENOVATIONS	90	MURCH ES RENOVATION/ MODERNIZATION	AM0	30,400	32,756	0	0	0	0	63,156
YY1	MODERNIZATIONS/RENOVATIONS	93	RAYMOND ES MODERNIZATION/ RENOVATION	AM0	0	0	3,000	16,567	0	0	19,567
YY1	MODERNIZATIONS/RENOVATIONS	95	SMOTHERS ES MODERNIZATION/ RENOVATION	AM0	0	0	0	0	12,679	0	12,679
YY1	MODERNIZATIONS/RENOVATIONS	97	WATKINS ES MODERNIZATION/ RENOVATIONS	AM0	20,549	10,351	0	0	0	0	30,900
YY1	MODERNIZATIONS/RENOVATIONS	MR	MARIE REED ES MODERNIZATION/ RENOVATION	AM0	34,453	20,050	0	0	0	0	54,503
YY1	MODERNIZATIONS/RENOVATIONS	VN	VAN NESS MODERNIZATION/ RENOVATION	AM0	13,495	0	0	0	0	0	13,495
YY1	MODERNIZATIONS/RENOVATIONS	W4	WARD 4 MIDDLE SCHOOL	AM0	7,624	25,488	16,914	0	0	0	50,026
Total	GA0	DISTRICT OF COLUMBIA PUBLIC SCHOOLS			348,474	272,276	122,715	211,836	206,164	130,673	1,292,138

Details may not sum to totals due to rounding.

Appendix B - FY 2016- FY 2021 Planned Expenditures From New Allotments

(dollars in thousands)

Project Code	Master Project Name	Sub-project	Title	Impl Agy	FY 2016	FY 2017	FY 2018	FY 2019	FY 2020	FY 2021	6-yr Total
<u>GD0 OFFICE OF THE STATE SUPERINTENDENT OF EDUCATION</u>											
EMG	EDUCATIONAL GRANTS MANAGEMENT SYSTEM II	16	EDUCATIONAL GRANT MANAGEMENT SYSTEM II	GD0	2,500	1,000	500	500	0	0	4,500
Total	GD0	OFFICE OF THE STATE SUPERINTENDENT OF EDUCATION			2,500	1,000	500	500	0	0	4,500
<u>GF0 UNIVERSITY OF THE DISTRICT OF COLUMBIA</u>											
UG7	COMPLETE RENOVATION & MODERNIZATION	06	RENOVATION OF UNIVERSITY FACILITIES	GF0	7,500	10,000	0	10,000	15,000	20,000	62,500
Total	GF0	UNIVERSITY OF THE DISTRICT OF COLUMBIA			7,500	10,000	0	10,000	15,000	20,000	62,500
<u>GO0 SPECIAL EDUCATION TRANSPORTATION</u>											
BU0	SPECIAL ED. VEHICLE REPLACEMENT	B0	VEHICLE REPLACEMENT	GO0	5,988	4,275	0	0	0	0	10,263
BU0	SPECIAL ED. VEHICLE REPLACEMENT	B2	SPECIAL ED. VEHICLE REPLACEMENT	ELC	400	0	0	0	0	0	400
Total	GO0	SPECIAL EDUCATION TRANSPORTATION			6,388	4,275	0	0	0	0	10,663
<u>HA0 DEPARTMENT OF PARKS AND RECREATION</u>											
ANR	ANACOSTIA RECREATION CENTER MODERNIZATION	37	ANACOSTIA REC CENTER MODERNIZATION	AM0	3,500	0	0	0	0	0	3,500
COM	CONGRESS HEIGHTS MODERNIZATION	37	CONGRESS HEIGHTS MODERNIZATION	AM0	0	0	0	1,500	8,000	5,500	15,000
DUC	SW DUCK POND	KP	DUCK POND	AM0	250	0	0	0	0	0	250
HTS	HEARST PARK	PK	HEARST PARK	AM0	2,000	5,000	0	0	0	0	7,000
NPR	DPR IT INFRASTRUCTURE	15	IT INFRASTRURE DPR	TO0	750	1,000	0	0	0	0	1,750
OXR	OXON RUN PARK	37	OXON RUN PARK	AM0	500	0	0	0	0	0	500
QD7	BOWLING ALLEY AND SKATING RINK	38	FORT DUPONT ICE ARENA REPLACEMENT	AM0	8,000	9,875	0	0	0	0	17,875
QE5	GENERAL IMPROVEMENTS - ADA COMPLIANT INITIATIVE	11	ADA COMPLIANCE	AM0	875	875	0	0	0	0	1,750
QF4	BENNING PARK REHABILITATION	RC	BENNING PARK RECREATION CENTER - REHAB	AM0	3,500	0	0	0	5,000	0	8,500
QFL	FLEET UPGRADES	15	DPR FLEET UPGRADES	HA0	100	0	0	0	0	0	100

Details may not sum to totals due to rounding.

Appendix B - FY 2016- FY 2021 Planned Expenditures From New Allotments

(dollars in thousands)

Project Code	Master Project Name	Sub-project	Title	Impl Agy	FY 2016	FY 2017	FY 2018	FY 2019	FY 2020	FY 2021	6-yr Total
QH7	PARK IMPROVEMENTS - PROJECT MANAGEMENT	50	PARK IMPROVEMENTS - PROJECT MANAGEMENT	HA0	90	100	0	0	0	0	190
QI2	MARVIN GAYE RECREATION CENTER	37	MARVIN GAYE RECREATION CENTER	AM0	7,500	0	0	0	0	0	7,500
QM7	CHEVY CHASE RECREATION CENTER	01	CHEVY CHASE RECREATION CENTER	AM0	0	0	0	3,500	4,500	0	8,000
QM8	NOMA PARKS & REC. CENTERS	02	NOMA PARKS & REC CENTERS	AM0	7,500	5,000	5,000	15,000	0	0	32,500
QM8	NOMA PARKS & REC. CENTERS	DC	DOUGLASS COMMUNITY CENTER	AM0	1,000	0	0	0	0	0	1,000
QM8	NOMA PARKS & REC. CENTERS	PR	PALISADES RECREATION CENTER	AM0	4,000	0	0	0	0	0	4,000
QN5	LANGDON COMMUNITY CENTER REDEVELOPMENT	01	LANGDON COMMUNITY CENTER REDEVELOPMENT	AM0	0	0	0	1,400	0	0	1,400
QP5	NEW - RENOVATED PUBLIC PARKS	AR	ARBORETUM COMMUNITY CENTER	AM0	0	0	0	9,200	0	0	9,200
RG0	GENERAL IMPROVEMENTS	01	GENERAL IMPROVEMENTS - DPR	AM0	1,300	1,045	500	500	500	500	4,345
RG0	GENERAL IMPROVEMENTS	06	SWIMMING POOL REPLACEMENT	AM0	5,500	1,500	1,500	1,000	1,000	1,000	11,500
WD3	WARD 3 OUTDOOR POOL	PL	HEARST PARK POOL	AM0	0	0	0	5,000	0	0	5,000
Total	HA0 DEPARTMENT OF PARKS AND RECREATION				46,365	24,395	7,000	37,100	19,000	7,000	140,860
HT0 DEPARTMENT OF HEALTH CARE FINANCE											
AP1	PREDICTIVE ANALYTICS	01	PREDICTIVE ANALYTICS	HT0	475	0	0	0	0	0	475
CM1	CASE MANAGEMENT SYSTEM	02	REPLACE CASE MANAGEMENT SYSTEM	HT0	475	0	0	0	0	0	475
MPM	MEDICAID PYMT MANAGEMENT SYSTEM	03	MMIS UPGRADED SYSTEM	HT0	2,000	0	0	0	0	0	2,000
UMC	EAST END MEDICAL CENTER	01	EAST END MEDICAL CENTER	AM0	22,711	45,700	19,071	18,000	10,953	5,000	121,435
Total	HT0 DEPARTMENT OF HEALTH CARE FINANCE				25,661	45,700	19,071	18,000	10,953	5,000	124,385

Details may not sum to totals due to rounding.

Appendix B - FY 2016- FY 2021 Planned Expenditures From New Allotments

(dollars in thousands)

Project Code	Master Project Name	Sub-project	Title	Impl Agy	FY 2016	FY 2017	FY 2018	FY 2019	FY 2020	FY 2021	6-yr Total
JA0 DEPARTMENT OF HUMAN SERVICES											
CMS	CASE MANAGEMENT SYSTEM	S1	CASE MANAGEMENT SYSTEM - GO BOND	JA0	16,157	23,471	0	0	0	0	39,628
THK	TRANSITIONAL HOUSING PRIORITY	16	TEMPORARY AND PERMANENT SUPPORTIVE HOUSI	JA0	26,000	20,000	0	0	0	0	46,000
Total	JA0 DEPARTMENT OF HUMAN SERVICES				42,157	43,471	0	0	0	0	85,628
KA0 DISTRICT DEPARTMENT OF TRANSPORTATION											
6EQ	EQUIPMENT ACQUISITION - DDOT	01	EQUIPMENT ACQUISITION - DDOT	KA0	1,500	1,000	1,000	1,200	1,200	1,500	7,400
6EQ	EQUIPMENT ACQUISITION - DDOT	02	EQUIPMENT ACQUISITION - DDOT	ELC	2,500	0	0	0	0	0	2,500
AD3	STREET LIGHTS & SAFETY	04	STREETLIGHT MANAGEMENT	KA0	4,256	10,256	9,000	9,000	9,256	9,256	51,024
AD3	STREET LIGHTS & SAFETY	06	PEDESTRIAN & BICYCLE SAFETY ENHANCEMENTS	KA0	2,000	1,900	1,410	900	1,650	821	8,681
AW0	SOUTH CAPITOL STREET CORRIDOR	00	SOUTH CAPITOL STREET CORRIDOR	KA0	0	0	19,734	19,126	18,410	17,550	74,821
AW0	SOUTH CAPITOL STREET CORRIDOR	31	S CAPITOL ST/FREDERICK DOUGLASS BRIDGE	KA0	29,420	25,961	202,167	105,130	150,000	0	512,677
BEE	BUS EFFICIENCY ENHANCEMENTS	00	BUS EFFICIENCY ENHANCEMENTS	KA0	750	750	750	750	750	750	4,500
BR0	BRIDGES	05	H STREET BRIDGE	KA0	20,000	0	80,000	80,000	0	0	180,000
BRI	PEDESTRIAN BRIDGE	01	PEDESTRIAN BRIDGE	KA0	4,000	0	0	0	0	0	4,000
CA3	RESTORATION AND REHABILITATION	01	REPAIR AND MAINTAIN CURBS AND SIDEWALKS	KA0	5,575	1,926	2,065	2,065	2,065	2,065	15,761
CA3	RESTORATION AND REHABILITATION	03	STORMWATER MANAGEMENT	KA0	250	250	0	0	250	0	750
CAL	ADA RAMPS	16	CURB AND SIDEWALK REHAB	KA0	12,340	7,210	5,000	2,000	2,874	500	29,925
CE3	STREET RESTORATION & REHABILITATION	02	EQUIPMENT MAINTENANCE	KA0	1,082	832	333	350	350	350	3,296
CE3	STREET RESTORATION & REHABILITATION	04	STREET SIGN IMPROVEMENTS	KA0	1,467	1,094	1,500	2,100	2,550	2,000	10,711

Details may not sum to totals due to rounding.

Appendix B - FY 2016- FY 2021 Planned Expenditures From New Allotments

(dollars in thousands)

Project Code	Master Project Name	Sub-project	Title	Impl Agy	FY 2016	FY 2017	FY 2018	FY 2019	FY 2020	FY 2021	6-yr Total
CE3	STREET RESTORATION & REHABILITATION	07	BRIDGE MAINTENANCE	KA0	2,000	1,605	1,080	1,080	1,080	1,000	7,845
CE3	STREET RESTORATION & REHABILITATION	09	LOCAL STREET MAINTENANCE	KA0	1,336	2,409	1,000	1,000	1,500	1,500	8,745
CE3	STREET RESTORATION & REHABILITATION	10	ALLEY MAINTENANCE	KA0	2,018	1,977	2,403	2,206	2,206	2,592	13,402
CEL	STREET & ALLEY RESTORATION & REHABILITATION	21	ALLEY REHABILITATION	KA0	3,080	5,109	6,000	6,000	6,500	5,500	32,189
CG3	LOCAL ROADSIDE IMPROVEMENTS	13	GREENSPACE MANAGEMENT	KA0	7,155	3,517	3,144	1,760	3,682	3,750	23,009
CG3	LOCAL ROADSIDE IMPROVEMENTS	14	TREE PLANTING	KA0	3,000	3,000	3,000	3,000	3,000	3,000	18,000
CIR	CIRCULATOR	14	CIRCULATOR BUSES	KA0	17,012	12,600	0	0	0	0	29,612
CIR	CIRCULATOR	BG	DBOM CIRCULATOR BUS GARAGE	KA0	2,056	0	0	0	0	0	2,056
CIR	CIRCULATOR	FL	CIRCULATOR FLEET REHAB	KA0	0	0	0	0	2,500	2,500	5,000
ED0	ECONOMIC DEVELOPMENT	D5	11TH STREET BRIDGE PARK	KA0	1,350	0	0	5,000	0	0	6,350
ED3	LOCAL STREET PARKING STUDIES	11	KENNEDY STREET STREETSAPES	KA0	250	0	0	0	0	0	250
EDL	LOCAL ECONOMIC DEV. STREETScape	19	PENNSYLVANIA AVENUE STREETSAPES	KA0	600	0	0	0	0	0	600
FLD	FLOODING	01	PREVENTION OF FLOODING IN BLOOMINGDALE/L	KA0	2,000	2,000	0	0	0	0	4,000
HTF	11TH ST BRIDGE	00	11TH STREET BRIDGE	KA0	16,770	11,774	11,772	11,771	11,771	11,771	75,629
MNT	MAINTENANCE	00	MAINTENANCE	KA0	42,676	48,067	47,157	39,493	29,442	25,092	231,929
MRR	MAJOR REHABILITATION, RECONSTRUCTION, REPLACEMENT	00	MAJOR REHABILITATION, RECONSTRUCTION;	KA0	67,130	45,496	46,388	53,125	90,535	70,336	373,010
NP0	NON-PARTICIPATING HIGHWAY TRUST FUND SUPPORT	00	NON-PARTICIPATING HIGHWAY TRUST FUND SUP	KA0	2,189	1,750	1,500	1,200	1,000	1,000	8,639
OSS	OPERATIONS, SAFETY AND SYSTEM EFFICIENCY	00	OPERATIONS, SAFETY & SYSTEM EFFICIENCY	KA0	26,167	29,283	24,724	24,266	24,108	24,119	152,666
PLU	POWER LINE UNDERGROUNDING	00	POWER LINE UNDERGROUNDING	KA0	5,474	5,474	5,474	5,474	5,474	5,474	32,844
PM0	PLANNING, MANAGEMENT & COMPLIANCE	00	PLANNING, MANAGEMENT & COMPLIANCE	KA0	14,625	30,845	13,984	17,089	13,799	13,604	103,945
PM0	PLANNING, MANAGEMENT & COMPLIANCE	MT	ADMINISTRATIVE COST	KA0	300	279	0	0	300	300	1,179

Details may not sum to totals due to rounding.

Appendix B - FY 2016- FY 2021 Planned Expenditures From New Allotments

(dollars in thousands)

Project Code	Master Project Name	Sub-project	Title	Impl Agy	FY 2016	FY 2017	FY 2018	FY 2019	FY 2020	FY 2021	6-yr Total
			TRANSFER								
SA3	METRORAIL & STREETCARS	06	H ST/BENNING/K ST. LINE	KA0	0	18,500	13,900	27,317	138,488	141,700	339,906
SR0	STREET REHABILITATION PROGRAM	97	IVY CITY STREETSCAPES	KA0	500	0	0	0	0	0	500
SR0	STREET REHABILITATION PROGRAM	98	WARD 8 STREETSCAPES	KA0	1,300	2,600	0	0	0	0	3,900
SR3	LOCAL RECONSTRUCTION AND RESURFACING	01	LOCAL STREETS WARD 1	KA0	1,628	1,356	1,360	1,500	1,726	1,848	9,419
SR3	LOCAL RECONSTRUCTION AND RESURFACING	02	LOCAL STREETS WARD 2	KA0	1,628	1,346	1,360	1,500	1,726	1,848	9,409
SR3	LOCAL RECONSTRUCTION AND RESURFACING	03	LOCAL STREETS WARD 3	KA0	1,628	1,356	1,360	1,500	1,726	1,848	9,419
SR3	LOCAL RECONSTRUCTION AND RESURFACING	04	LOCAL STREETS WARD 4	KA0	1,628	1,356	1,360	1,500	1,726	1,848	9,419
SR3	LOCAL RECONSTRUCTION AND RESURFACING	05	LOCAL STREETS WARD 5	KA0	1,628	1,356	1,360	1,500	1,726	1,848	9,419
SR3	LOCAL RECONSTRUCTION AND RESURFACING	06	LOCAL STREETS WARD 6	KA0	1,628	1,356	1,360	1,500	1,726	1,848	9,419
SR3	LOCAL RECONSTRUCTION AND RESURFACING	07	LOCAL STREETS WARD 7	KA0	1,628	1,356	1,360	1,500	1,726	1,848	9,419
SR3	LOCAL RECONSTRUCTION AND RESURFACING	08	LOCAL STREETS WARD 8	KA0	1,628	1,356	1,360	1,500	1,726	1,848	9,419
SR3	LOCAL RECONSTRUCTION AND RESURFACING	10	STORMWATER MANAGEMENT	KA0	253	283	0	0	50	0	586
STC	STREETCARS	00	STREETCARS	KA0	0	7,500	22,192	22,211	0	13,375	65,278
TRL	TRAILS	50	TRAILS	KA0	0	0	1,500	0	0	0	1,500
ZU0	TRAVEL DEMAND MANAGEMENT	00	TRAVEL DEMAND MANAGEMENT	KA0	17,368	14,983	2,992	3,001	3,011	15,013	56,367
Total	KA0	DISTRICT DEPARTMENT OF TRANSPORTATION			334,771	311,070	542,046	459,616	541,612	391,206	2,580,321
<u>KE0 WASHINGTON METROPOLITAN AREA TRANSIT AUTHORITY</u>											
SA3	METRORAIL & STREETCARS	11	WMATA FUND - PRIIA	KE0	50,000	50,000	50,000	50,000	50,000	0	250,000
SA5	WMATA PROJECTS	01	WMATA CIP CONTRIBUTION	KE0	78,400	71,300	73,500	75,800	84,800	106,800	490,600
SA6	WMATA 7000 SERIES RAILCAR OPTION PURCHASE	16	7000 SERIES RAILCAR OPTION PURCHASE	KE0	0	0	0	42,000	43,000	50,000	135,000

Details may not sum to totals due to rounding.

Appendix B - FY 2016- FY 2021 Planned Expenditures From New Allotments

(dollars in thousands)

Project Code	Master Project Name	Sub-project	Title	Impl Agy	FY 2016	FY 2017	FY 2018	FY 2019	FY 2020	FY 2021	6-yr Total
TOP	TRANSIT OPERATIONS AND DEDICATED FACILITIES	02	PROJECT DEVELOPMENT	KE0	1,099	1,099	1,099	699	699	699	5,394
Total	KE0	WASHINGTON METROPOLITAN AREA TRANSIT AUTHORITY			129,499	122,399	124,599	168,499	178,499	157,499	880,994
<u>KG0 DISTRICT DEPARTMENT OF THE ENVIRONMENT</u>											
BAG	WATERWAY RESTORATION	04	WATERWAY RESTORATION	KG0	500	0	0	0	0	0	500
HMR	HAZARDOUS MATERIAL REMEDIATION	HM	HAZARDOUS MATERIAL REMEDIATION - DDOE	KG0	10,000	5,000	5,000	5,000	9,500	7,613	42,113
SWM	STORMWATER MANAGEMENT	05	STORMWATER RETROFIT IMPLEMENTATION	KG0	4,500	0	0	0	0	0	4,500
SWM	STORMWATER MANAGEMENT	10	SPRING VALLEY PARK RESTORATION	KG0	1,100	0	0	0	0	0	1,100
Total	KG0	DISTRICT DEPARTMENT OF THE ENVIRONMENT			16,100	5,000	5,000	5,000	9,500	7,613	48,213
<u>KT0 DEPARTMENT OF PUBLIC WORKS</u>											
CON	CONSOLIDATION OF DPW FACILITIES AT 1833 W VIRGINIA	01	CONSOLIDATION OF DPW FACILITIES @1833 W.	KT0	0	0	0	0	0	78,271	78,271
EQ9	MAJOR EQUIPMENT ACQUISITION	03	HEAVY EQUIPMENT ACQUISITION - DPW	KT0	5,000	5,000	5,000	0	792	10,010	25,802
Total	KT0	DEPARTMENT OF PUBLIC WORKS			5,000	5,000	5,000	0	792	88,281	104,073
<u>KV0 DEPARTMENT OF MOTOR VEHICLES</u>											
MVS	MVIS	16	DESTINY REPLACEMENT PROJECT	KV0	3,000	0	0	0	0	0	3,000
TPS	TICKET PROCESSING SYSTEM	01	TICKET PROCESSING SYSTEM	KV0	3,000	2,500	0	0	0	0	5,500
Total	KV0	DEPARTMENT OF MOTOR VEHICLES			6,000	2,500	0	0	0	0	8,500

Details may not sum to totals due to rounding.

Appendix B - FY 2016- FY 2021 Planned Expenditures From New Allotments

(dollars in thousands)

Project Code	Master Project Name	Sub-project	Title	Impl Agy	FY 2016	FY 2017	FY 2018	FY 2019	FY 2020	FY 2021	6-yr Total
TO0 OFFICE OF THE CHIEF TECHNOLOGY OFFICER											
N90	NEW DATA CENTER BUILD-OUT	01	DC GOVERNMENT NEW DATA CENTER BUILD-OUT	TO0	6,000	13,390	0	0	0	0	19,390
N91	CITYWIDE IT SECURITY PROGRAM	01	DC GOVERNMENT CITYWIDE IT SECURITY PROGR	TO0	1,320	6,000	0	0	0	0	7,320
Total	TO0 OFFICE OF THE CHIEF TECHNOLOGY OFFICER				7,320	19,390	0	0	0	0	26,710
Grand Total					1,219,051	1,003,341	945,631	1,070,501	1,143,261	874,743	6,256,529

Details may not sum to totals due to rounding.

Appendix B - FY 2016- FY 2021 Planned Expenditures From New Allotments

(dollars in thousands)

Project Code	Master Project Name	Sub-project	Title	Impl Agy	FY 2016	FY 2017	FY 2018	FY 2019	FY 2020	FY 2021	6-yr Total
<u>AM0 DEPARTMENT OF GENERAL SERVICES</u>											
PL1	POOL PROJECTS	03	HAZARDOUS MATERIAL ABATEMENT POOL	AM0	0	400	0	500	500	500	1,900
PL1	POOL PROJECTS	04	ADA COMPLIANCE POOL	AM0	0	600	0	0	500	500	1,600
PL1	POOL PROJECTS	08	BIG 3 BUILDINGS POOL	AM0	4,000	0	0	0	0	5,370	9,370
PL4	ELECTRONIC SECURITY COMMUNICATIONS STANDARDIZATION	02	ENHANCEMENT COMMUNICATIONS INFRASTRUCTUR	AM0	0	1,500	0	2,000	1,000	0	4,500
PL9	POOL PROJECTS	01	ENERGY RETROFITTING OF DISTRICT BUILDING	AM0	0	2,500	2,500	2,500	2,500	2,500	12,500
PL9	POOL PROJECTS	02	CRITICAL SYSTEM REPLACEMENT	AM0	1,500	2,500	0	3,000	5,000	5,000	17,000
SPC	SPORTING COMPLEXES	01	DC UNITED SOCCER STADIUM	AM0	106,331	0	0	0	0	0	106,331
Total	AM0 DEPARTMENT OF GENERAL SERVICES				111,831	7,500	2,500	8,000	9,500	13,870	153,202
<u>AT0 OFFICE OF THE CHIEF FINANCIAL OFFICER</u>											
BF3	SOAR MODERNIZATION	01	SOAR MODERNIZATION	AT0	0	0	6,000	10,000	18,500	10,000	44,500
CIM	CAPITAL ASSET REPLACEMENT SCHEDULING SYSTEM	01	CAPITAL ASSET REPLACEMENT SCHEDULING SYS	TO0	1,500	0	0	0	0	0	1,500
CSP	COMPUTER SYSTEMS PROJECT	08	INTEGRATED TAX SYSTEM MODERNIZATION	AT0	14,000	11,000	6,000	0	0	0	31,000
Total	AT0 OFFICE OF THE CHIEF FINANCIAL OFFICER				15,500	11,000	12,000	10,000	18,500	10,000	77,000
<u>BA0 OFFICE OF THE SECRETARY</u>											
AB1	ARCHIVES PLANNING	02	ARCHIVES	AM0	2,000	0	0	12,900	35,491	0	50,391
Total	BA0 OFFICE OF THE SECRETARY				2,000	0	0	12,900	35,491	0	50,391
<u>BJ0 OFFICE OF ZONING</u>											
JM1	REWRITING OF ZONING REGULATIONS	02	ZONING INFORMATION TECHNOLOGY SYSTEMS	BJ0	175	0	0	0	0	0	175
Total	BJ0 OFFICE OF ZONING				175	0	0	0	0	0	175

Details may not sum to totals due to rounding.

Appendix B - FY 2016- FY 2021 Planned Expenditures From New Allotments

(dollars in thousands)

Project Code	Master Project Name	Sub-project	Title	Impl Agy	FY 2016	FY 2017	FY 2018	FY 2019	FY 2020	FY 2021	6-yr Total
<u>CE0 DISTRICT OF COLUMBIA PUBLIC LIBRARY</u>											
CPL	CLEVELAND PARK - RENOVATION	38	CLEVELAND PARK LIBRARY	CE0	12,595	450	0	0	0	0	13,045
LAR	LAMOND RIGGS NEW CONSTRUCTION	37	LAMOND RIGGS LIBRARY	CE0	0	0	0	0	5,000	15,000	20,000
LB3	FACILITY RENOVATIONS	10	GENERAL IMPROVEMENT-LIBRARIES	CE0	1,400	0	0	0	0	1,400	2,800
MCL	MARTIN LUTHER KING JR. MEMORIAL CENTRAL LIBRARY	03	MARTIN LUTHER KING JR. MEMORIAL CENTRAL	CE0	5,600	41,750	62,000	57,250	18,000	0	184,600
PAL	PALISADES LIBRARY - NEW CONSTRUCTION	37	PALISADES LIBRARY	CE0	1,500	0	0	0	0	0	1,500
SEL	SOUTHEAST LIBRARY - MAJOR RENOVATION	37	SOUTHEAST LIBRARY	CE0	0	0	0	11,000	12,500	0	23,500
SWL	SOUTHWEST LIBRARY - NEW CONSTRUCTION	37	SOUTHWEST LIBRARY	CE0	0	2,250	13,000	2,750	0	0	18,000
Total	CE0 DISTRICT OF COLUMBIA PUBLIC LIBRARY				21,095	44,450	75,000	71,000	35,500	16,400	263,445
<u>CR0 DEPARTMENT OF CONSUMER AND REGULATORY AFFAIRS</u>											
ISM	DCRA MISSION CRITICAL IT SYSTEMS MODERNIZATION	07	IT SYSTEMS MODERNIZATION	CR0	0	0	0	0	2,000	2,000	4,000
Total	CR0 DEPARTMENT OF CONSUMER AND REGULATORY AFFAIRS				0	0	0	0	2,000	2,000	4,000
<u>EB0 OFFICE OF THE DEPUTY MAYOR FOR PLANNING AND ECONOMIC DEVELOPMENT</u>											
AMS	MCMILLAN SAND FILTRATION SITE	11	MCMILLAN SITE REDEVELOPMENT	EB0	30,216	34,916	4,000	0	0	0	69,132
ASC	SKYLAND SHOPPING CENTER	13	SKYLAND SHOPPING CENTER	EB0	500	0	0	0	0	0	500
AWR	ST ELIZABETHS	01	SAINT ELIZABETHS E CAMPUS INFRASTRUCTURE	EB0	15,300	0	0	0	1,500	2,700	19,500
AWT	WALTER REED REDEVELOPMENT	01	WALTER REED REDEVELOPMENT	EB0	10,000	11,000	2,000	2,000	2,000	2,000	29,000
EB0	NEW COMMUNITIES	08	NEW COMMUNITIES	EB0	0	3,500	5,000	15,000	15,000	15,000	53,500
EB4	COMMUNITY ECONOMIC DEVELOPMENT INITIATIVES	09	WASA NEW FACILITY	EB0	5,900	0	0	0	0	0	5,900

Details may not sum to totals due to rounding.

Appendix B - FY 2016- FY 2021 Planned Expenditures From New Allotments

(dollars in thousands)

Project Code	Master Project Name	Sub-project	Title	Impl Agy	FY 2016	FY 2017	FY 2018	FY 2019	FY 2020	FY 2021	6-yr Total
EB4	COMMUNITY ECONOMIC DEVELOPMENT INITIATIVES	22	HILL EAST	EB0	3,800	3,000	4,200	0	0	0	11,000
Total EB0	OFFICE OF THE DEPUTY MAYOR FOR PLANNING AND ECONOMIC DEVELOPMENT				65,716	52,416	15,200	17,000	18,500	19,700	188,532
<u>FA0 METROPOLITAN POLICE DEPARTMENT</u>											
PEQ	EQUIPMENT & COMPUTER SYSTEMS	20	SPECIALIZED VEHICLES - MPD	ELC	5,000	6,500	0	10,000	10,000	0	31,500
PEQ	EQUIPMENT & COMPUTER SYSTEMS	22	SPECIALIZED VEHICLES - MPD	FA0	1,500	0	0	0	0	0	1,500
PL1	POOL PROJECTS	10	MPD SCHEDULED CAPITAL IMPROVEMENTS	AM0	500	0	0	3,000	3,000	3,000	9,500
Total FA0	METROPOLITAN POLICE DEPARTMENT				7,000	6,500	0	13,000	13,000	3,000	42,500
<u>FB0 FIRE AND EMERGENCY MEDICAL SERVICES DEPARTMENT</u>											
206	FIRE APPARATUS	00	FIRE APPARATUS	FB0	7,000	15,000	15,000	2,800	2,000	0	41,800
206	FIRE APPARATUS	30	FIRE APPARATUS	ELC	9,000	0	0	15,000	15,000	0	39,000
LC5	ENGINE COMPANY 23	37	ENGINE COMPANY 23 RENOVATION	AM0	0	0	0	3,750	3,750	0	7,500
LC8	ENGINE COMPANY 26 RELOCATION	37	RELOCATION OF ENGINE COMPANY 26	AM0	0	0	0	4,000	4,750	0	8,750
LF2	FEMS SCHEDULED CAPITAL IMPROVEMENTS	39	FEMS SCHEDULED CAPITAL IMPROVEMENTS	AM0	1,000	0	0	2,500	2,500	2,500	8,500
Total FB0	FIRE AND EMERGENCY MEDICAL SERVICES DEPARTMENT				17,000	15,000	15,000	28,050	28,000	2,500	105,550
<u>FL0 DEPARTMENT OF CORRECTIONS</u>											
CGN	GENERAL RENOVATIONS AT DOC FACILITIES	01	GENERAL RENOVATIONS AT DOC FACILITIES	AM0	1,000	0	0	0	1,250	0	2,250
Total FL0	DEPARTMENT OF CORRECTIONS				1,000	0	0	0	1,250	0	2,250
<u>GA0 DISTRICT OF COLUMBIA PUBLIC SCHOOLS</u>											
GM1	STABILIZATION INITIATIVE	01	ROOF REPAIRS - DCPS	AM0	1,775	1,800	816	2,185	2,125	2,125	10,826
GM1	STABILIZATION INITIATIVE	02	BOILER REPAIRS - DCPS	AM0	6,500	4,500	4,000	4,187	4,645	4,645	28,477
GM1	STABILIZATION INITIATIVE	20	GENERAL	AM0	4,600	4,500	4,466	3,911	3,056	4,000	24,533

Details may not sum to totals due to rounding.

Appendix B - FY 2016- FY 2021 Planned Expenditures From New Allotments

(dollars in thousands)

Project Code	Master Project Name	Sub-project	Title	Impl Agy	FY 2016	FY 2017	FY 2018	FY 2019	FY 2020	FY 2021	6-yr Total
			MISCELLANEOUS REPAIRS - DCPS								
GM1	STABILIZATION INITIATIVE	21	MAJOR REPAIRS/MAINTENANCE - DCPS	AM0	5,000	3,720	2,190	3,018	3,169	5,000	22,098
GM3	STABILIZATION INITIATIVES	03	ADA COMPLIANCE - DCPS	AM0	2,400	2,500	2,500	2,500	500	5,026	15,426
GM3	STABILIZATION INITIATIVES	04	LIFE SAFETY - DCPS	AM0	375	862	500	1,078	1,110	1,000	4,924
GM3	STABILIZATION INITIATIVES	11	HIGH SCHOOL LABOR - PROGRAM MANAGEMENT	AM0	2,687	858	0	3,398	6,424	6,517	19,884
GM3	STABILIZATION INITIATIVES	12	ES/MS MODERNIZATION CAPITAL LABOR - PROG	AM0	10,895	12,504	10,498	10,564	7,835	7,366	59,662
GM3	STABILIZATION INITIATIVES	13	STABILIZATION CAPITAL LABOR - PROGRAM MG	AM0	1,418	1,938	5,108	2,359	1,724	2,678	15,225
MR3	MAURY ES MODERNIZATION/RENOVATION	37	MAURY ES MODERNIZATION/RENOVATION	AM0	5,844	0	0	0	0	0	5,844
N80	DCPS TECHNOLOGY INFRASTRUCTURE UPGRADE	05	DCPS IT INFRASTRUCTURE UPGRADE	TO0	4,000	4,500	3,000	4,000	4,500	1,854	21,854
NR9	ROOSEVELT HIGH	39	ROOSEVELT HS MODERNIZATION	AM0	1,693	0	0	0	0	0	1,693
NX8	COOLIDGE HS	37	COOLIDGE HS MODERNIZATION/RENOVATION	AM0	2,000	24,000	26,440	5,000	59,193	0	116,633
PL3	TRUESDELL ES MODERNIZATION/RENOVATION	37	TRUESDELL ES MODERNIZATION/RENOVATION	AM0	0	0	0	649	6,840	0	7,489
SG1	GENERAL IMPROVEMENTS	06	WINDOW REPLACEMENT - DCPS	AM0	2,600	3,683	0	3,200	4,134	5,000	18,617
SG3	MAINTENANCE IMPROVEMENTS	W7	WARD 7 SPECIALTY SCHOOL	AM0	29,654	14,943	0	0	0	0	44,597
T22	DCPS GENERAL IT	47	DCPS DCSTARS HW UPGRADE	GA0	2,500	0	0	0	0	0	2,500
YY1	MODERNIZATIONS/RENOVATIONS	01	BANNEKER HS MODERNIZATION/RENOVATION	AM0	0	0	0	12,157	17,745	47,172	77,074
YY1	MODERNIZATIONS/RENOVATIONS	03	FRANCIS/STEVENS ES MODERNIZATION/	AM0	0	0	0	20,178	0	0	20,178

Details may not sum to totals due to rounding.

Appendix B - FY 2016- FY 2021 Planned Expenditures From New Allotments

(dollars in thousands)

Project Code	Master Project Name	Sub-project	Title	Impl Agy	FY 2016	FY 2017	FY 2018	FY 2019	FY 2020	FY 2021	6-yr Total
			RENOVAT								
YY1	MODERNIZATIONS/RENOVATIONS	05	ANNE M. GODING ES	AM0	0	0	0	11,938	0	0	11,938
YY1	MODERNIZATIONS/RENOVATIONS	06	WASHINGTON-METRO MODERNIZATION/ RENOVATIO	AM0	0	0	0	0	0	9,900	9,900
YY1	MODERNIZATIONS/RENOVATIONS	07	LOGAN ES MODERNIZATION/ RENOVATION	AM0	0	0	0	11,952	0	0	11,952
YY1	MODERNIZATIONS/RENOVATIONS	08	BROWNE EC MODERNIZATION	AM0	0	0	0	20,636	0	0	20,636
YY1	MODERNIZATIONS/RENOVATIONS	44	HOUSTON ES RENOVATION/ MODERNIZATION	AM0	0	15,693	0	0	0	0	15,693
YY1	MODERNIZATIONS/RENOVATIONS	52	POWELL ES RENOVATION/ MODERNIZATION	AM0	2,500	0	0	0	0	0	2,500
YY1	MODERNIZATIONS/RENOVATIONS	59	ELLINGTON MODERNIZATION/ RENOVATION	AM0	49,197	13,164	0	0	0	0	62,361
YY1	MODERNIZATIONS/RENOVATIONS	60	ADAMS ES MODERNIZATION/ RENOVATION	AM0	0	0	0	12,236	0	0	12,236
YY1	MODERNIZATIONS/RENOVATIONS	64	HYDE ES MODERNIZATION/ RENOVATION	AM0	8,474	13,811	0	0	0	0	22,285
YY1	MODERNIZATIONS/RENOVATIONS	65	JEFFERSON MS MODERNIZATION / RENOVATION	AM0	1,500	1,500	0	15,993	17,000	0	35,993
YY1	MODERNIZATIONS/RENOVATIONS	70	ORR ES MODERNIZATION/ RENOVATION	AM0	1,000	26,359	14,636	0	0	0	41,995
YY1	MODERNIZATIONS/RENOVATIONS	73	WEST ES MODERNIZATION/ RENOVATION	AM0	0	0	0	3,000	19,257	12,838	35,095
YY1	MODERNIZATIONS/RENOVATIONS	76	AITON ES RENOVATION/ MODERNIZATION	AM0	0	0	0	12,115	0	0	12,115
YY1	MODERNIZATIONS/RENOVATIONS	77	BANCROFT ES MODERNIZATION/ RENOVATION	AM0	0	31,296	28,647	0	0	0	59,943
YY1	MODERNIZATIONS/RENOVATIONS	78	CW HARRIS ES	AM0	0	0	0	0	12,606	0	12,606

Details may not sum to totals due to rounding.

Appendix B - FY 2016- FY 2021 Planned Expenditures From New Allotments

(dollars in thousands)

Project Code	Master Project Name	Sub-project	Title	Impl Agy	FY 2016	FY 2017	FY 2018	FY 2019	FY 2020	FY 2021	6-yr Total
			RENOVATION/ MODERNIZATION								
YY1	MODERNIZATIONS/RENOVATIONS	80	EATON ES RENOVATION/ MODERNIZATON	AM0	0	0	0	0	0	15,552	15,552
YY1	MODERNIZATIONS/RENOVATIONS	81	ELIOT-HINE JHS RENOVATION/ MODERNIZATION	AM0	1,500	1,500	0	16,500	21,622	0	41,122
YY1	MODERNIZATIONS/RENOVATIONS	82	GARFIELD ES RENOVATION/ MODERNIZATION	AM0	0	0	0	12,516	0	0	12,516
YY1	MODERNIZATIONS/RENOVATIONS	83	GARRISON ES RENOVATION/ MODERNIZATION	AM0	20,000	0	0	0	0	0	20,000
YY1	MODERNIZATIONS/RENOVATIONS	85	KIMBALL ES MODERNIZATION/ RENOVATION	AM0	17,696	0	0	0	0	0	17,696
YY1	MODERNIZATIONS/RENOVATIONS	87	LAFAYETTE ES MODERNIZATION/ RENOVATION	AM0	56,144	0	0	0	0	0	56,144
YY1	MODERNIZATIONS/RENOVATIONS	90	MURCH ES RENOVATION/ MODERNIZATION	AM0	30,400	32,756	0	0	0	0	63,156
YY1	MODERNIZATIONS/RENOVATIONS	93	RAYMOND ES MODERNIZATION/ RENOVATION	AM0	0	0	3,000	16,567	0	0	19,567
YY1	MODERNIZATIONS/RENOVATIONS	95	SMOTHERS ES MODERNIZATION/ RENOVATION	AM0	0	0	0	0	12,679	0	12,679
YY1	MODERNIZATIONS/RENOVATIONS	97	WATKINS ES MODERNIZATION/ RENOVATIONS	AM0	20,549	10,351	0	0	0	0	30,900
YY1	MODERNIZATIONS/RENOVATIONS	MR	MARIE REED ES MODERNIZATION/ RENOVATION	AM0	34,453	20,050	0	0	0	0	54,503
YY1	MODERNIZATIONS/RENOVATIONS	VN	VAN NESS MODERNIZATION/ RENOVATION	AM0	13,495	0	0	0	0	0	13,495
YY1	MODERNIZATIONS/RENOVATIONS	W4	WARD 4 MIDDLE SCHOOL	AM0	7,624	25,488	16,914	0	0	0	50,026
Total	GA0	DISTRICT OF COLUMBIA PUBLIC SCHOOLS			348,474	272,276	122,715	211,836	206,164	130,673	1,292,138

Details may not sum to totals due to rounding.

Appendix B - FY 2016- FY 2021 Planned Expenditures From New Allotments

(dollars in thousands)

Project Code	Master Project Name	Sub-project	Title	Impl Agy	FY 2016	FY 2017	FY 2018	FY 2019	FY 2020	FY 2021	6-yr Total
<u>GD0 OFFICE OF THE STATE SUPERINTENDENT OF EDUCATION</u>											
EMG	EDUCATIONAL GRANTS MANAGEMENT SYSTEM II	16	EDUCATIONAL GRANT MANAGEMENT SYSTEM II	GD0	2,500	1,000	500	500	0	0	4,500
Total	GD0	OFFICE OF THE STATE SUPERINTENDENT OF EDUCATION			2,500	1,000	500	500	0	0	4,500
<u>GF0 UNIVERSITY OF THE DISTRICT OF COLUMBIA</u>											
UG7	COMPLETE RENOVATION & MODERNIZATION	06	RENOVATION OF UNIVERSITY FACILITIES	GF0	7,500	10,000	0	10,000	15,000	20,000	62,500
Total	GF0	UNIVERSITY OF THE DISTRICT OF COLUMBIA			7,500	10,000	0	10,000	15,000	20,000	62,500
<u>GO0 SPECIAL EDUCATION TRANSPORTATION</u>											
BU0	SPECIAL ED. VEHICLE REPLACEMENT	B0	VEHICLE REPLACEMENT	GO0	5,988	4,275	0	0	0	0	10,263
BU0	SPECIAL ED. VEHICLE REPLACEMENT	B2	SPECIAL ED. VEHICLE REPLACEMENT	ELC	400	0	0	0	0	0	400
Total	GO0	SPECIAL EDUCATION TRANSPORTATION			6,388	4,275	0	0	0	0	10,663
<u>HA0 DEPARTMENT OF PARKS AND RECREATION</u>											
ANR	ANACOSTIA RECREATION CENTER MODERNIZATION	37	ANACOSTIA REC CENTER MODERNIZATION	AM0	3,500	0	0	0	0	0	3,500
COM	CONGRESS HEIGHTS MODERNIZATION	37	CONGRESS HEIGHTS MODERNIZATION	AM0	0	0	0	1,500	8,000	5,500	15,000
DUC	SW DUCK POND	KP	DUCK POND	AM0	250	0	0	0	0	0	250
HTS	HEARST PARK	PK	HEARST PARK	AM0	2,000	5,000	0	0	0	0	7,000
NPR	DPR IT INFRASTRUCTURE	15	IT INFRASTRURE DPR	TO0	750	1,000	0	0	0	0	1,750
OXR	OXON RUN PARK	37	OXON RUN PARK	AM0	500	0	0	0	0	0	500
QD7	BOWLING ALLEY AND SKATING RINK	38	FORT DUPONT ICE ARENA REPLACEMENT	AM0	8,000	9,875	0	0	0	0	17,875
QE5	GENERAL IMPROVEMENTS - ADA COMPLIANT INITIATIVE	11	ADA COMPLIANCE	AM0	875	875	0	0	0	0	1,750
QF4	BENNING PARK REHABILITATION	RC	BENNING PARK RECREATION CENTER - REHAB	AM0	3,500	0	0	0	5,000	0	8,500
QFL	FLEET UPGRADES	15	DPR FLEET UPGRADES	HA0	100	0	0	0	0	0	100

Details may not sum to totals due to rounding.

Appendix B - FY 2016- FY 2021 Planned Expenditures From New Allotments

(dollars in thousands)

Project Code	Master Project Name	Sub-project	Title	Impl Agy	FY 2016	FY 2017	FY 2018	FY 2019	FY 2020	FY 2021	6-yr Total
QH7	PARK IMPROVEMENTS - PROJECT MANAGEMENT	50	PARK IMPROVEMENTS - PROJECT MANAGEMENT	HA0	90	100	0	0	0	0	190
QI2	MARVIN GAYE RECREATION CENTER	37	MARVIN GAYE RECREATION CENTER	AM0	7,500	0	0	0	0	0	7,500
QM7	CHEVY CHASE RECREATION CENTER	01	CHEVY CHASE RECREATION CENTER	AM0	0	0	0	3,500	4,500	0	8,000
QM8	NOMA PARKS & REC. CENTERS	02	NOMA PARKS & REC CENTERS	AM0	7,500	5,000	5,000	15,000	0	0	32,500
QM8	NOMA PARKS & REC. CENTERS	DC	DOUGLASS COMMUNITY CENTER	AM0	1,000	0	0	0	0	0	1,000
QM8	NOMA PARKS & REC. CENTERS	PR	PALISADES RECREATION CENTER	AM0	4,000	0	0	0	0	0	4,000
QN5	LANGDON COMMUNITY CENTER REDEVELOPMENT	01	LANGDON COMMUNITY CENTER REDEVELOPMENT	AM0	0	0	0	1,400	0	0	1,400
QP5	NEW - RENOVATED PUBLIC PARKS	AR	ARBORETUM COMMUNITY CENTER	AM0	0	0	0	9,200	0	0	9,200
RG0	GENERAL IMPROVEMENTS	01	GENERAL IMPROVEMENTS - DPR	AM0	1,300	1,045	500	500	500	500	4,345
RG0	GENERAL IMPROVEMENTS	06	SWIMMING POOL REPLACEMENT	AM0	5,500	1,500	1,500	1,000	1,000	1,000	11,500
WD3	WARD 3 OUTDOOR POOL	PL	HEARST PARK POOL	AM0	0	0	0	5,000	0	0	5,000
Total	HA0 DEPARTMENT OF PARKS AND RECREATION				46,365	24,395	7,000	37,100	19,000	7,000	140,860
HT0 DEPARTMENT OF HEALTH CARE FINANCE											
AP1	PREDICTIVE ANALYTICS	01	PREDICTIVE ANALYTICS	HT0	475	0	0	0	0	0	475
CM1	CASE MANAGEMENT SYSTEM	02	REPLACE CASE MANAGEMENT SYSTEM	HT0	475	0	0	0	0	0	475
MPM	MEDICAID PYMT MANAGEMENT SYSTEM	03	MMIS UPGRADED SYSTEM	HT0	2,000	0	0	0	0	0	2,000
UMC	EAST END MEDICAL CENTER	01	EAST END MEDICAL CENTER	AM0	22,711	45,700	19,071	18,000	10,953	5,000	121,435
Total	HT0 DEPARTMENT OF HEALTH CARE FINANCE				25,661	45,700	19,071	18,000	10,953	5,000	124,385

Details may not sum to totals due to rounding.

Appendix B - FY 2016- FY 2021 Planned Expenditures From New Allotments

(dollars in thousands)

Project Code	Master Project Name	Sub-project	Title	Impl Agy	FY 2016	FY 2017	FY 2018	FY 2019	FY 2020	FY 2021	6-yr Total
JA0 DEPARTMENT OF HUMAN SERVICES											
CMS	CASE MANAGEMENT SYSTEM	S1	CASE MANAGEMENT SYSTEM - GO BOND	JA0	16,157	23,471	0	0	0	0	39,628
THK	TRANSITIONAL HOUSING PRIORITY	16	TEMPORARY AND PERMANENT SUPPORTIVE HOUSI	JA0	26,000	20,000	0	0	0	0	46,000
Total	JA0 DEPARTMENT OF HUMAN SERVICES				42,157	43,471	0	0	0	0	85,628
KA0 DISTRICT DEPARTMENT OF TRANSPORTATION											
6EQ	EQUIPMENT ACQUISITION - DDOT	01	EQUIPMENT ACQUISITION - DDOT	KA0	1,500	1,000	1,000	1,200	1,200	1,500	7,400
6EQ	EQUIPMENT ACQUISITION - DDOT	02	EQUIPMENT ACQUISITION - DDOT	ELC	2,500	0	0	0	0	0	2,500
AD3	STREET LIGHTS & SAFETY	04	STREETLIGHT MANAGEMENT	KA0	4,256	10,256	9,000	9,000	9,256	9,256	51,024
AD3	STREET LIGHTS & SAFETY	06	PEDESTRIAN & BICYCLE SAFETY ENHANCEMENTS	KA0	2,000	1,900	1,410	900	1,650	821	8,681
AW0	SOUTH CAPITOL STREET CORRIDOR	00	SOUTH CAPITOL STREET CORRIDOR	KA0	0	0	19,734	19,126	18,410	17,550	74,821
AW0	SOUTH CAPITOL STREET CORRIDOR	31	S CAPITOL ST/FREDERICK DOUGLASS BRIDGE	KA0	29,420	25,961	202,167	105,130	150,000	0	512,677
BEE	BUS EFFICIENCY ENHANCEMENTS	00	BUS EFFICIENCY ENHANCEMENTS	KA0	750	750	750	750	750	750	4,500
BR0	BRIDGES	05	H STREET BRIDGE	KA0	20,000	0	80,000	80,000	0	0	180,000
BRI	PEDESTRIAN BRIDGE	01	PEDESTRIAN BRIDGE	KA0	4,000	0	0	0	0	0	4,000
CA3	RESTORATION AND REHABILITATION	01	REPAIR AND MAINTAIN CURBS AND SIDEWALKS	KA0	5,575	1,926	2,065	2,065	2,065	2,065	15,761
CA3	RESTORATION AND REHABILITATION	03	STORMWATER MANAGEMENT	KA0	250	250	0	0	250	0	750
CAL	ADA RAMPS	16	CURB AND SIDEWALK REHAB	KA0	12,340	7,210	5,000	2,000	2,874	500	29,925
CE3	STREET RESTORATION & REHABILITATION	02	EQUIPMENT MAINTENANCE	KA0	1,082	832	333	350	350	350	3,296
CE3	STREET RESTORATION & REHABILITATION	04	STREET SIGN IMPROVEMENTS	KA0	1,467	1,094	1,500	2,100	2,550	2,000	10,711

Details may not sum to totals due to rounding.

Appendix B - FY 2016- FY 2021 Planned Expenditures From New Allotments

(dollars in thousands)

Project Code	Master Project Name	Sub-project	Title	Impl Agy	FY 2016	FY 2017	FY 2018	FY 2019	FY 2020	FY 2021	6-yr Total
CE3	STREET RESTORATION & REHABILITATION	07	BRIDGE MAINTENANCE	KA0	2,000	1,605	1,080	1,080	1,080	1,000	7,845
CE3	STREET RESTORATION & REHABILITATION	09	LOCAL STREET MAINTENANCE	KA0	1,336	2,409	1,000	1,000	1,500	1,500	8,745
CE3	STREET RESTORATION & REHABILITATION	10	ALLEY MAINTENANCE	KA0	2,018	1,977	2,403	2,206	2,206	2,592	13,402
CEL	STREET & ALLEY RESTORATION & REHABILITATION	21	ALLEY REHABILITATION	KA0	3,080	5,109	6,000	6,000	6,500	5,500	32,189
CG3	LOCAL ROADSIDE IMPROVEMENTS	13	GREENSPACE MANAGEMENT	KA0	7,155	3,517	3,144	1,760	3,682	3,750	23,009
CG3	LOCAL ROADSIDE IMPROVEMENTS	14	TREE PLANTING	KA0	3,000	3,000	3,000	3,000	3,000	3,000	18,000
CIR	CIRCULATOR	14	CIRCULATOR BUSES	KA0	17,012	12,600	0	0	0	0	29,612
CIR	CIRCULATOR	BG	DBOM CIRCULATOR BUS GARAGE	KA0	2,056	0	0	0	0	0	2,056
CIR	CIRCULATOR	FL	CIRCULATOR FLEET REHAB	KA0	0	0	0	0	2,500	2,500	5,000
ED0	ECONOMIC DEVELOPMENT	D5	11TH STREET BRIDGE PARK	KA0	1,350	0	0	5,000	0	0	6,350
ED3	LOCAL STREET PARKING STUDIES	11	KENNEDY STREET STREETSAPES	KA0	250	0	0	0	0	0	250
EDL	LOCAL ECONOMIC DEV. STREETSAPES	19	PENNSYLVANIA AVENUE STREETSAPES	KA0	600	0	0	0	0	0	600
FLD	FLOODING	01	PREVENTION OF FLOODING IN BLOOMINGDALE/L	KA0	2,000	2,000	0	0	0	0	4,000
HTF	11TH ST BRIDGE	00	11TH STREET BRIDGE	KA0	16,770	11,774	11,772	11,771	11,771	11,771	75,629
MNT	MAINTENANCE	00	MAINTENANCE	KA0	42,676	48,067	47,157	39,493	29,442	25,092	231,929
MRR	MAJOR REHABILITATION, RECONSTRUCTION, REPLACEMENT	00	MAJOR REHABILITATION, RECONSTRUCTION;	KA0	67,130	45,496	46,388	53,125	90,535	70,336	373,010
NP0	NON-PARTICIPATING HIGHWAY TRUST FUND SUPPORT	00	NON-PARTICIPATING HIGHWAY TRUST FUND SUP	KA0	2,189	1,750	1,500	1,200	1,000	1,000	8,639
OSS	OPERATIONS, SAFETY AND SYSTEM EFFICIENCY	00	OPERATIONS, SAFETY & SYSTEM EFFICIENCY	KA0	26,167	29,283	24,724	24,266	24,108	24,119	152,666
PLU	POWER LINE UNDERGROUNDING	00	POWER LINE UNDERGROUNDING	KA0	5,474	5,474	5,474	5,474	5,474	5,474	32,844
PM0	PLANNING, MANAGEMENT & COMPLIANCE	00	PLANNING, MANAGEMENT & COMPLIANCE	KA0	14,625	30,845	13,984	17,089	13,799	13,604	103,945
PM0	PLANNING, MANAGEMENT & COMPLIANCE	MT	ADMINISTRATIVE COST	KA0	300	279	0	0	300	300	1,179

Details may not sum to totals due to rounding.

Appendix B - FY 2016- FY 2021 Planned Expenditures From New Allotments

(dollars in thousands)

Project Code	Master Project Name	Sub-project	Title	Impl Agy	FY 2016	FY 2017	FY 2018	FY 2019	FY 2020	FY 2021	6-yr Total
			TRANSFER								
SA3	METRORAIL & STREETCARS	06	H ST/BENNING/K ST. LINE	KA0	0	18,500	13,900	27,317	138,488	141,700	339,906
SR0	STREET REHABILITATION PROGRAM	97	IVY CITY STREETSCAPES	KA0	500	0	0	0	0	0	500
SR0	STREET REHABILITATION PROGRAM	98	WARD 8 STREETSCAPES	KA0	1,300	2,600	0	0	0	0	3,900
SR3	LOCAL RECONSTRUCTION AND RESURFACING	01	LOCAL STREETS WARD 1	KA0	1,628	1,356	1,360	1,500	1,726	1,848	9,419
SR3	LOCAL RECONSTRUCTION AND RESURFACING	02	LOCAL STREETS WARD 2	KA0	1,628	1,346	1,360	1,500	1,726	1,848	9,409
SR3	LOCAL RECONSTRUCTION AND RESURFACING	03	LOCAL STREETS WARD 3	KA0	1,628	1,356	1,360	1,500	1,726	1,848	9,419
SR3	LOCAL RECONSTRUCTION AND RESURFACING	04	LOCAL STREETS WARD 4	KA0	1,628	1,356	1,360	1,500	1,726	1,848	9,419
SR3	LOCAL RECONSTRUCTION AND RESURFACING	05	LOCAL STREETS WARD 5	KA0	1,628	1,356	1,360	1,500	1,726	1,848	9,419
SR3	LOCAL RECONSTRUCTION AND RESURFACING	06	LOCAL STREETS WARD 6	KA0	1,628	1,356	1,360	1,500	1,726	1,848	9,419
SR3	LOCAL RECONSTRUCTION AND RESURFACING	07	LOCAL STREETS WARD 7	KA0	1,628	1,356	1,360	1,500	1,726	1,848	9,419
SR3	LOCAL RECONSTRUCTION AND RESURFACING	08	LOCAL STREETS WARD 8	KA0	1,628	1,356	1,360	1,500	1,726	1,848	9,419
SR3	LOCAL RECONSTRUCTION AND RESURFACING	10	STORMWATER MANAGEMENT	KA0	253	283	0	0	50	0	586
STC	STREETCARS	00	STREETCARS	KA0	0	7,500	22,192	22,211	0	13,375	65,278
TRL	TRAILS	50	TRAILS	KA0	0	0	1,500	0	0	0	1,500
ZU0	TRAVEL DEMAND MANAGEMENT	00	TRAVEL DEMAND MANAGEMENT	KA0	17,368	14,983	2,992	3,001	3,011	15,013	56,367
Total KA0	DISTRICT DEPARTMENT OF TRANSPORTATION				334,771	311,070	542,046	459,616	541,612	391,206	2,580,321
KE0	WASHINGTON METROPOLITAN AREA TRANSIT AUTHORITY										
SA3	METRORAIL & STREETCARS	11	WMATA FUND - PRIIA	KE0	50,000	50,000	50,000	50,000	50,000	0	250,000
SA5	WMATA PROJECTS	01	WMATA CIP CONTRIBUTION	KE0	78,400	71,300	73,500	75,800	84,800	106,800	490,600
SA6	WMATA 7000 SERIES RAILCAR OPTION PURCHASE	16	7000 SERIES RAILCAR OPTION PURCHASE	KE0	0	0	0	42,000	43,000	50,000	135,000

Details may not sum to totals due to rounding.

Appendix B - FY 2016- FY 2021 Planned Expenditures From New Allotments

(dollars in thousands)

Project Code	Master Project Name	Sub-project	Title	Impl Agy	FY 2016	FY 2017	FY 2018	FY 2019	FY 2020	FY 2021	6-yr Total
TOP	TRANSIT OPERATIONS AND DEDICATED FACILITIES	02	PROJECT DEVELOPMENT	KE0	1,099	1,099	1,099	699	699	699	5,394
Total	KE0	WASHINGTON METROPOLITAN AREA TRANSIT AUTHORITY			129,499	122,399	124,599	168,499	178,499	157,499	880,994
<u>KG0 DISTRICT DEPARTMENT OF THE ENVIRONMENT</u>											
BAG	WATERWAY RESTORATION	04	WATERWAY RESTORATION	KG0	500	0	0	0	0	0	500
HMR	HAZARDOUS MATERIAL REMEDIATION	HM	HAZARDOUS MATERIAL REMEDIATION - DDOE	KG0	10,000	5,000	5,000	5,000	9,500	7,613	42,113
SWM	STORMWATER MANAGEMENT	05	STORMWATER RETROFIT IMPLEMENTATION	KG0	4,500	0	0	0	0	0	4,500
SWM	STORMWATER MANAGEMENT	10	SPRING VALLEY PARK RESTORATION	KG0	1,100	0	0	0	0	0	1,100
Total	KG0	DISTRICT DEPARTMENT OF THE ENVIRONMENT			16,100	5,000	5,000	5,000	9,500	7,613	48,213
<u>KT0 DEPARTMENT OF PUBLIC WORKS</u>											
CON	CONSOLIDATION OF DPW FACILITIES AT 1833 W VIRGINIA	01	CONSOLIDATION OF DPW FACILITIES @1833 W.	KT0	0	0	0	0	0	78,271	78,271
EQ9	MAJOR EQUIPMENT ACQUISITION	03	HEAVY EQUIPMENT ACQUISITION - DPW	KT0	5,000	5,000	5,000	0	792	10,010	25,802
Total	KT0	DEPARTMENT OF PUBLIC WORKS			5,000	5,000	5,000	0	792	88,281	104,073
<u>KV0 DEPARTMENT OF MOTOR VEHICLES</u>											
MVS	MVIS	16	DESTINY REPLACEMENT PROJECT	KV0	3,000	0	0	0	0	0	3,000
TPS	TICKET PROCESSING SYSTEM	01	TICKET PROCESSING SYSTEM	KV0	3,000	2,500	0	0	0	0	5,500
Total	KV0	DEPARTMENT OF MOTOR VEHICLES			6,000	2,500	0	0	0	0	8,500

Details may not sum to totals due to rounding.

Appendix B - FY 2016- FY 2021 Planned Expenditures From New Allotments

(dollars in thousands)

Project Code	Master Project Name	Sub-project	Title	Impl Agy	FY 2016	FY 2017	FY 2018	FY 2019	FY 2020	FY 2021	6-yr Total
TO0 OFFICE OF THE CHIEF TECHNOLOGY OFFICER											
N90	NEW DATA CENTER BUILD-OUT	01	DC GOVERNMENT NEW DATA CENTER BUILD-OUT	TO0	6,000	13,390	0	0	0	0	19,390
N91	CITYWIDE IT SECURITY PROGRAM	01	DC GOVERNMENT CITYWIDE IT SECURITY PROGR	TO0	1,320	6,000	0	0	0	0	7,320
Total	TO0 OFFICE OF THE CHIEF TECHNOLOGY OFFICER				7,320	19,390	0	0	0	0	26,710
Grand Total					1,219,051	1,003,341	945,631	1,070,501	1,143,261	874,743	6,256,529

Details may not sum to totals due to rounding.

DCPS SCHOOL PORTFOLIO

School Modernization Matrix

2/11/2016
 DRAFT **** For internal, general planning purposes only****

NOT AUDITED BY OCFO - FOR DELIBERATIVE PROCESS SUPPORT

DEVELOPED FOR THE SOLE PURPOSES OF TESTING SOFTWARE APPLICATION. NOT TO BE USED FOR ANY OTHER USE.

School	Ward	Type	Completed		In Progress					To Be Initiated			Swing Space	
			Full Mod / New Construction	Phase 1	Full Mod / New Construction - in Planning	Full Mod / New Construction - in Design	Full Mod / New Construction - in Construction	Phase 1	Phase 1 Part 2 / Additions	Full Mod / New Construction	Phase 1	Phase 2 / Additions2		
Kramer	8	MS (6-8)		2014						2015			TBD	
Lafayette	4	ES (PK-5)				2016								
Langdon	5	EC (PS-8)		2014						2015			TBD	
Langley	5	ES (PS-5)		2011									TBD	
LaSalle-Backus	4	EC (PS-8)		2012									TBD	
Leckie	8	ES (PS-5)		2012									TBD	
Logan (Cap Hill Montessori)	6	ES (PS-6)										see CIP	TBD	1
Ludlow-Taylor	6	ES (PS-5)		2013									TBD	
Luke C. Moore Academy	5	HS (9-12)	2006											
Malcolm X@ Green	8	ES (PS-5)										see CIP	TBD	1
Mann	3	ES (PK-5)		2014						2015				
Maury	6	ES (PS-5)		2011						see CIP				
McKinley (MS)	5	MS (6-8)	2014											
McKinley Tech (HS)	5	HS(9-12)	2004											
Miner	6	ES (PS-5)	2003											
Moten / Wilkinson	8	ES (PS-5)	2012											
Murch	3	ES (PK-5)				2018								
Nalle	7	ES (PS-5)		2012									TBD	
NEW SCHOOL: Ward 4 MS / McFarland	4	MS				see CIP								
NEW SCHOOL: Ward 7 MS / Ron Brown	7	MS				Ph1 2016 / Ph 2 2018								
Noyes	5	EC (PS-8)	2004											
Orr	8	ES (PS-5)				see CIP								1
Oyster - Adams (Adams)	1	EC (4-8)										see CIP	TBD	1
Oyster - Adams (Oyster)	3	EC (PK-4)	2002											
Patterson	8	ES (PS-5)	2004											
Payne	6	ES (PS-5)		2014						2016			TBD	
Peabody	6	ES (PS-K)		2013									TBD	
Phelps	5	HS (9-12)	2009											
Plummer	7	ES (PS-5)		2014									TBD	
Powell	4	ES (PS-5)		2013 (A)				2016		2015 (BC) 2016 (D)			TBD	
Randle Highlands	7	ES (PS-5)	2004											
Raymond	4	EC (PS-8)										see CIP	TBD	1
Reed, Marie	1	ES (PS-5)					2017							1
River Terrace	7	Other						2015						
Roosevelt	4	HS (9-12)						2015						
Ross	2	ES (PS-5)		2012									TBD	
Savoy	8	ES (PS-5)	2009											
School Without Walls HS	2	HS (9-12)	2009											
Seaton	6	ES (PS-5)		2011									TBD	
Shaw (closed)	6	NA									see CIP			
Shepherd	4	ES (PK-5)		2013						2016			TBD	
Simon	8	ES (PS-5)		2012									TBD	
Smothers	7	ES (PS-5)										see CIP	TBD	1
Sousa	7	MS (6-8)	2007											
Spingarn	5	CTE									see CIP			
Stanton	8	ES (PS-5)	2016 - Addition	2014									TBD	
Stoddert	3	ES (PK-5)	2010											
Stuart-Hobson	6	MS (6-8)		2013						2015				
SWW @ Francis-Stevens	2	EC (PS-8)										see CIP	TBD	1

DCPS SCHOOL PORTFOLIO

School Modernization Matrix

2/11/2016
 DRAFT **** For internal, general planning purposes only****
 NOT AUDITED BY OCFO - FOR DELIBERATIVE PROCESS SUPPORT
 DEVELOPED FOR THE SOLE PURPOSES OF TESTING SOFTWARE APPLICATION. NOT TO BE USED FOR ANY OTHER USE.

School	Ward	Type	Completed		In Progress					To Be Initiated			Swing Space	
			Full Mod / New Construction	Phase 1	Full Mod / New Construction - in Planning	Full Mod / New Construction - in Design	Full Mod / New Construction - in Construction	Phase 1	Phase 1 Part 2 / Additions	Full Mod / New Construction	Phase 1	Phase 2 / Additions2		
Takoma	4	EC (PS-8)	2011											
Thomas	7	ES (PS-5)		2010										TBD
Thomson	2	ES (PS-5)	2003											TBD
Truesdell	4	EC (PS-8)		2010										TBD
Tubman	1	ES (PS-5)		2009										TBD
Turner	8	ES (PS-5)	2012											TBD
Tyler	6	ES (PS-5)		2010										TBD
Van Ness (re-opening)	6	ES (TBD)						2015	2016					
Walker-Jones	6	EC (PS-8)	2009											
Washington Metro	1	HS (9-12)									see CIP		TBD	1
Watkins	6	ES (1-5)						2017						1
West	4	EC (PS-8)									see CIP			1
Wheatley	5	EC (PS-8)	2009											
Whittier	4	EC (PS-8)		2010										TBD
Wilson, J.O.	6	ES (PS-5)		2010										TBD
Wilson, Woodrow	3	HS (9-12)	2011											
Woodson, H.D.	7	HS (9-12)	2011											
Total Schools: 112			38	41	1	5	7	1	9	4	17	55	24	
				79					23		21			

*Other includes additions, Phase 2s, Phase 3s, and some major stabilization work.

19 schools left plus Shaw and Spingarn bring to 21

NOT AUDITED BY OCFO
 DEVELOPED FOR THE SOLE PURPOSES OF TESTING SOFTWARE APPLICATION. NOT TO BE USED FOR ANY OTHER USE.