

I. GENERAL QUESTIONS

TABS I61 – I80

GENERAL QUESTIONS

Question Number 61

The Library recently completed the installation of body counters at each of its branch libraries and MLK central library. Please provide an update on the number of visitors to the library, broken down by quarter and location in FY16 and to date in FY17.

Visitor Count FY16	FY16 Q1	FY16 Q2	FY16 Q3	FY16 Q4	FY16 TOTAL	FY17 Q1
MLK. JR. MEMORIAL LIBRARY	145,689	157,012	150,429	153,636	606,766	133,135
Anacostia Library	40,668	39,397	43,769	47,833	171,667	40,276
Bellevue (William O. Lockridge) Library	24,865	23,672	24,741	29,220	102,498	24,012
Benning (Dorothy I. Height) Library	45,164	45,333	53,977	53,400	197,874	57,686
Capitol View Library	22,081	22,504	27,103	28,809	100,497	30,136
Chevy Chase Library	14,812	20,916	33,235	36,271	105,234	35,339
Cleveland Park Library	45,835	59,329	61,379	82,824	249,367	12,685
Deanwood Library	20,407	20,662	20,993	22,352	84,414	20,215
Francis Gregory Library	26,790	26,035	29,202	29,511	111,538	23,667
Georgetown Library	30,714	31,906	34,458	34,745	131,823	28,953
Lamond Riggs Library	25,515	27,141	28,114	30,673	111,443	24,278
Mount Pleasant Library	59,032	59,060	59,592	62,587	240,271	60,886
Northeast Library	28,747	27,863	32,637	34,159	123,406	28,549
Northwest One Library	19,696	20,291	21,608	25,454	87,049	20,133
Palisades Library	23,130	22,633	22,899	23,491	92,153	22,661
Parklands-Turner Library	34,593	32,536	33,883	40,733	141,745	31,608
Petworth Library	40,151	43,608	46,499	44,011	174,269	40,184
Rosedale Library	20,229	19,596	22,347	27,346	89,518	18,374
Shaw (Watha T. Daniel) Library	48,730	50,927	55,397	58,573	213,627	49,360
Shepherd Park (Juanita E. Thornton) Library	9,614	112	18,348	21,761	49,835	19,619
Southeast Library	34,938	38,311	41,671	42,433	157,353	34,010
Southwest Library	23,748	24,893	25,271	28,782	102,694	23,614
Takoma Park Library	21,125	21,086	20,003	21,424	83,638	18,025
Tenley-Friendship Library	56,473	58,253	57,771	62,216	234,713	57,431
West End Interim Library	23,023	20,887	22,533	21,170	87,613	19,370
Woodridge Library	18,863	18,823	21,957	20,115	79,758	34,421
NEIGHBORHOOD LIBRARIES TOTAL	758,943	775,774	859,387	929,893	3,323,997	775,492
SYSTEM TOTAL	904,632	932,786	1,009,816	1,083,529	3,930,763	908,627

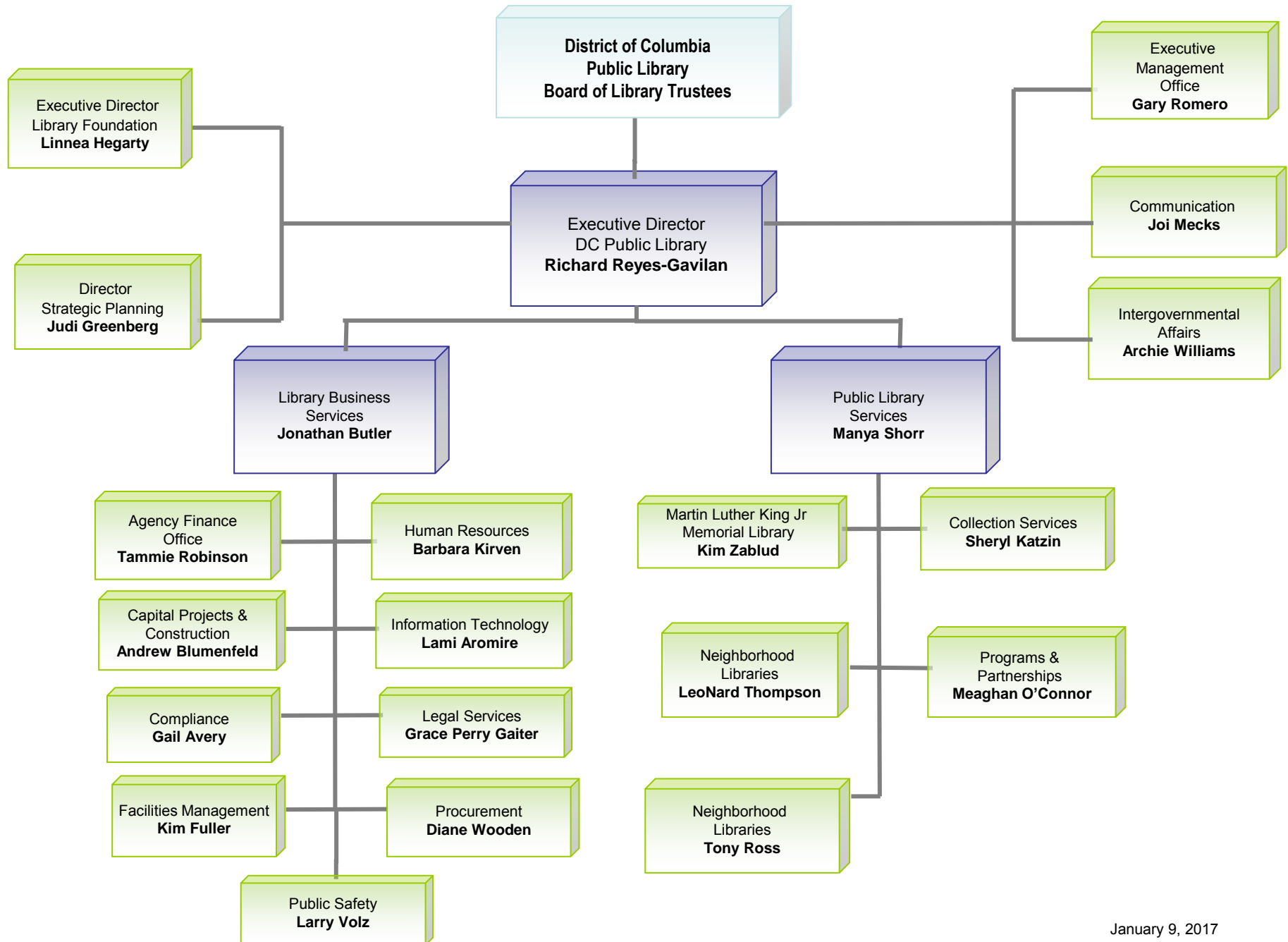
GENERAL QUESTIONS

Question Number 62

Please provide a current organization chart for DCPL and the name of the employee responsible for the management of each office/program. If applicable, provide a narrative explanation of any organizational changes made during FY16 or to date in FY17.

The current DC Public Library organization chart is attached. There were no organizational changes made during FY16 or to date in FY17.

DC PUBLIC LIBRARY ORGANIZATION CHART



GENERAL QUESTIONS

Question Number 63

Provide the agency's performance plan for FY16. Did DCPL meet the objectives set forth in the FY16 performance plan? Please provide a narrative description of what actions the agency undertook to meet the key performance indicators, including any explanations as to why any indicators were not met.

See pages that follow for FY16 Performance Plan, FY16 Performance Accountability Report and FY16 Year-End Performance Measure Report to the Board of Library Trustees.

FY 2016 PERFORMANCE PLAN
District of Columbia Public Library



MISSION

The District of Columbia Public Library (DCPL) supports children, teens and adults with services and materials that promote reading, success in school, lifelong learning and personal growth.

SUMMARY OF SERVICES

The District of Columbia Public Library supports children and adults with books and other library materials that foster success in school, reading and personal growth. DC Public Library includes a central library, 25 neighborhood libraries that provide services to children, youth, teens, and adults. *“Space is the service”* is new and enhanced library facilities that provides inspiring destinations for learning, exploration, and community. *“Libraries are not their buildings”* is how DCPL strives to reach users in increasingly surprising and convenient ways outside of the library buildings. Libraries are also *engines of human capital development* and *libraries must plan for the rapidly evolving informational and educational needs of the residents of the District*.

PERFORMANCE PLAN DIVISIONS¹

- Office of the Executive Director
- Library Services
- Business Services
- Agency Management
- Agency Financial Management

AGENCY WORKLOAD MEASURES

Metric	FY 2013 Actual	FY 2014 Actual	FY 2015 YTD ²
Library Programs offered to Children, Teens, and Adults	10,520	14,357	11,121
New Library Cards Issued	56,050	59,939	42,948
Number of Hours at Martin Luther King Jr. Memorial Library	54 hours total/ 7 days a week	66 hours total/ 7 days a week	66 hours total/ 7 days a week
Number of Hours at Neighborhood Libraries	48 hours total/ 6 days a week	63 hours total/ 7 days a week	63 hours total/ 7 days a week
Local Book Budget	\$3,852,176	\$4,867,110	\$3,780,432
Library visits		New workload measure in FY15	3,053,065

¹ NOTE: The Library’s budget consists of five divisions: Office of the Executive Director, Library Services, Business Services, Agency Management and Agency Financial Operations. The administrative and support role of each division contributes to every objective and initiative by the library. For this reason, DC Public Library has developed an agency level plan.

² As of June 30, 2015.



OBJECTIVE 1: Space is the service: New and enhanced library facilities provide inspiring destinations for learning, exploration, and community.

INITIATIVE 1:1: Open New Woodridge Library.

The new Woodridge Library will open in FY16. The library will be 20,000 sq. ft and feature separate spaces for adults, teens and children; comfortable seating for 200 people, 40 public access computers, free WiFi; meeting, conference and study rooms; and a roof top terrace. The building will achieve a minimum LEED Silver certification.

Completion Date: September 2016

District Priority Area: A Strong Economy for All

District Priority Goal: Increase DC's employment by 40,000 jobs by 2018, and create a thriving business climate for entrepreneurs

INITIATIVE 1:2: Open Cleveland Park Interim Library; Begin demolition for a new neighborhood library at Cleveland Park.

Design of the new Cleveland Park Library will be completed in early FY16. Soon after demolition will begin. An interim library will open in FY16 and remain open during construction.

Completion Date: September 2016

District Priority Area: A Strong Economy for All

District Priority Goal: Increase DC's employment by 40,000 jobs by 2018, and create a thriving business climate for entrepreneurs

INITIATIVE 1:3: Begin modernization of Palisades and Capitol View neighborhood libraries.

The Library will begin the re-design and modernization of interior spaces for Palisades and Capitol View neighborhood libraries.

Completion Date: September 2016

District Priority Area: Sustainable Neighborhoods

District Priority Goal: N/A

INITIATIVE 1:4: Upgrade interior spaces at Chevy Chase and Shepherd Park neighborhood libraries.

DC Public Library will begin the refresh of interior spaces and upgrade furniture, fixtures and equipment at Chevy Chase and Shepherd Park neighborhood libraries. A new roof will also be replaced at Shepherd Park Library.

Completion Date: September 2016

District Priority Area: A Strong Economy for All

District Priority Goal: Increase DC's employment by 40,000 jobs by 2018, and create a thriving business climate for entrepreneurs

**INITIATIVE 1:5: Open Martin Luther King Jr. Interim Library**

As a major component of the modernization of the Martin Luther King Jr. Memorial Library, DCPL will locate, design, build-out and open an interim MLK Library. The interim MLK Library will be open for the duration of modernization/construction of the new Martin Luther King Jr. Memorial Library.

Completion Date: September 2016

District Priority Area: A Strong Economy for All

District Priority Goal: Increase DC's employment by 40,000 jobs by 2018, and create a thriving business climate for entrepreneurs

INITIATIVE 1:6: Complete design of modernized Martin Luther King Jr. Memorial Library

Design of the modernized MLK Library will be completed. The design will feature new and exciting spaces for adults, teens and children; a roof top terrace, new fabrication and technology centers and new auditorium and conference center.

Completion Date: September 2016

District Priority Area: Sustainable Neighborhoods

District Priority Goal: Make DC more efficient, effective, and responsive to residents' needs through the use of smart technology

OBJECTIVE 2: Libraries are not their buildings: DCPL strives to reach users in increasingly surprising and convenient ways.

INITIATIVE 2:1: Increase access to the Internet by piloting mobile wifi checkouts

In an effort to increase education and employment opportunities for residents in Wards 7 and 8, DCPL will pilot a checkout system of mobile wifi devices at two library locations East of the River. This will allow residents to access the Internet from home to apply for jobs, take online classes and complete homework when it's most convenient for Ward 7 and 8 residents.

Completion Date: September 2016

District Priority Area: A World Class Education System

District Priority Goal: Close the achievement gap, and empower all students to succeed

INITIATIVE 2:2: Expand STAR (Sing, Talk and Read) by implementing the Books from Birth Program

DCPL will launch the new Books from Birth program to provide every District child under the age of five with a free book every month. Enrollment in the program will be phased with the goal of registering about 5,000 children by the end of FY16. In addition to the monthly delivery of books, families will participate in parent workshops and receive STAR tips.

Completion Date: September 2016.

District Priority Area: A World Class Education System

District Priority Goal: Prepare every child for kindergarten

**INITIATIVE 2:3: Increase DCPL's online engagement with teens**

Actively engage teens with the library through enhanced online learning and engagement. This will include a revitalized teen section of dclibrary.org with regular contributions from teens, experimentation to find the best strategies to increase activity with teen followers on social media, and continued exploration of the District of Learning Connected Learning platform and its relation to library programming and activities.

Completion Date: September 2016.

District Priority Area: A World Class Education System

District Priority Goal: Close the achievement gap, and empower all students to succeed

District Priority Goal: Graduate all high school students ready for college and career

INITIATIVE 2:4: Shared Technical Services Initiative

On the heels of the shared technical services feasibility study conducted in partnership with DCPS, DCPL and DCPS will develop a plan to implement a shared technical services initiative that will select, procure and distribute books and other library materials for school libraries and public libraries. Students will be able to use DCPL resources from their school libraries. **Completion Date: September 2016.**

District Priority Area: A World Class Education System

District Priority Goal: Make public middle schools the premier choice for parents and students

District Priority Goal: Close the achievement gap, and empower all students to succeed

District Priority Goal: Graduate all high school students ready for college and career

OBJECTIVE 3: Libraries are engines of human capital development.**INITIATIVE 3:1: Expand opportunities for District residents to learn cutting edge maker technologies through a mobile makerspace**

DCPL will launch a mobile maker space that will expand access to cutting edge maker technologies across the District, augmenting the work of The Labs @ DCPL and reaching audiences beyond the central library.

Completion Date: September 2016

District Priority Area: A Strong Economy for All

District Priority Goal: Increase DC's employment by 40,000 jobs by 2018, and create a thriving business climate for entrepreneurs

INITIATIVE 3:2: Improve service delivery to customers experiencing homelessness

In partnership with homeless service providers and to further The District of Columbia's Interagency Council on Homelessness' strategic plan to end homelessness, **Homeward DC**, bring outreach workers into MLK and other branches who can complete housing assessments, connect customers to case management services, health and mental health services, and public benefits. Internally, DCPL will provide a complement of staff



training opportunities to include sensitivity training, mental health and de-escalation techniques, and understanding youth homelessness. Pilot at MLK and three branch libraries targeted at customers experiencing homelessness.

Completion Date: September 2016

District Priority Area: A Strong Economy for All

District Priority Goal: End Homelessness

INITIATIVE 3:3: Targeted Service for DC Youth with Disabilities

The Center for Accessibility will on-board a dedicated Children's Librarian to focus on and expand service for DC Youth with Disabilities. Planned activities include focus groups with local youth and their families, work with DCPS and charter schools, outreach to children with extended hospital stays, and inclusive children's programming which invites children of all abilities to participate including those on the autism spectrum.

Completion Date: September 2016

District Priority Area: A World Class Education System

District Priority Goal: Close the achievement gap, and empower all students to succeed

OBJECTIVE 4: Libraries must plan for the rapidly evolving informational and educational needs of the residents of the District

INITIATIVE 4:1: DCPL will implement the All Access Program for District youth in order to increase access to library materials.

DCPL will implement the All Access Program that automatically registers school-issued Student DC One Cards as library cards for DCPS and DCPCS students. Additionally, students will be able to access many library databases from their school and have DCPL material delivered to their school libraries for use.

Completion Date: September 2016

District Priority Area: A World Class Education System

District Priority Goal: Close the achievement gap, and empower all students to succeed

INITIATIVE 4.2: Develop and release a strategic plan that will guide the library's services and programs.

DCPL is developing a strategic plan that will help to prioritize the services and programs offered to the public in the coming years. The planning process, which commenced in the summer of 2015, will involve broad stakeholder input from staff, partner agencies and organizations, and the community. Input from the plan will help the Library prioritize and enhance core programs and services such as; adult literacy, workforce development and education. The plan will be released in the final quarter of FY16.

Completion Date: September 2016

District Priority Area: A Government for the People

District Priority Goal: N/A



KEY PERFORMANCE INDICATORS

Measure	FY 2014 Actual	FY 2015 Target	FY 2015 (Actual or YTD) ⁱ	FY 2016 Projection	FY 2017 Projection	FY 2018 Projection
Annual circulation of books and other library materials	3,938,767	4,180,200	2,920,774	4,011,195	4,131,531	4,255,477
Cardholders as a % of total population	55.59%	50%	N/A ⁱⁱ	50%	50%	50%
Number of Card Holders	359,371	316,161	283,407	329,446	329,446	329,446
Number of website user visits	1,758,748	1,750,000	997,131	1,500,000	1,650,000	1,800,000
Number of attendees at Library sponsored programs	284,969	272,489	233,187	320,243	339,746	349,938
Number of community sponsored meetings	25,409	25,600	21,291	25,600	25,600	25,600
Number of participants at community sponsored meetings	320,468	317,286	295,378	260,000	260,000	260,000
Circulation of children's materials	1,464,871	1,547,191	962,415	1,300,000	1,400,000	1,500,000
Attendance at programs for children in their 1 st five years	166,309	159,819	138,896	190,750	196,473	202,367
Number of books and other library materials downloaded	745,036	782,503	729,605	1,000,000	1,100,000	1,200,000
Circulation per capita	6.09	6.00	N/A ⁱⁱⁱ	6.50	6.75	7.0
Number of sessions of access to Library's electronic resources	709,626	811,699	728,429	1,000,000	1,200,000	1,400,000
Number of sessions on public access computers by children	108,724	108,479	79,722	108,479	108,479	108,479
Number of sessions on public access computers by teens and adults	941,899	972,359	761,862	1,066,606	1,119,937	1,117,5933

ⁱ As of June 30, 2015.

ⁱⁱ This number is calculated at year's end.

ⁱⁱⁱ This number is calculated at year's end.

➤ Number of people using on-line homework help – Removed in FY16 due to reduced funding.

FY 2016 PERFORMANCE ACCOUNTABILITY REPORT
District of Columbia Public Library



MISSION

The District of Columbia Public Library (DCPL) supports children, teens and adults with services and materials that promote reading, success in school, lifelong learning and personal growth.

SUMMARY OF SERVICES

The District of Columbia Public Library supports children and adults with books and other library materials that foster success in school, reading and personal growth. DC Public Library includes a central library, 25 neighborhood libraries that provide services to children, youth, teens, and adults. *“Space is the service”* is new and enhanced library facilities that provides inspiring destinations for learning, exploration, and community. *“Libraries are not their buildings”* is how DCPL strives to reach users in increasingly surprising and convenient ways outside of the library buildings. Libraries are also *engines of human capital development* and *libraries must plan for the rapidly evolving informational and educational needs of the residents of the District.*

AGENCY WORKLOAD MEASURES

Metric	FY 2014 Actual	FY 2015 Actual	FY 2016 Actual
Library Programs offered to Children, Teens, and Adults	14,357	15,000	13,949
New Library Cards Issued	59,939	104,961	83,959
Number of Hours at Martin Luther King Jr. Memorial Library	66 hours total/ 7 days a week	66 hours total/ 7 days a week	66 hours total/ 7 days a week
Number of Hours at Neighborhood Libraries	63 hours total/ 7 days a week	63 hours total/ 7 days a week	63 hours total/ 7 days a week
Local Book Budget	\$4,867,110	\$3,780,432	\$3,990,757
Library visits	New workload measure in FY15	4,189,520	3,930,763

TOP 3 ACCOMPLISHMENTS IN FY2016

1. Opening of Woodridge Library

The \$16.5 million Woodridge Library opened on September 28. The 20,000 square foot library, designed by the award-winning team of Wiencek + Associates and Bing Thom Architects, features separate spaces for adults, teens and children. The library features seating for 200 customers, 40 computers and free high-speed Wi-Fi, a large meeting room to accommodate up to 100 people, and a roof terrace with outdoor seating and programming space. The elegant designs corresponds to the natural surroundings provided by Langdon Park and offers views of the city from the upper floor.

2. MLK Library Modernization – 100% Design Development



The MLK Library modernization reached 100% Design Development milestone in August 2016, six weeks ahead of schedule. This accomplishment completes the design component of the project and allows the Library to move forward with construction. In October, the project received unanimous approvals from both the National Capital Planning Commission and The Commission of Fine Arts. These approvals represent the conclusion of the required entitlements needed and the project is now clear to seek the necessary permits to begin construction. The two interim library locations are under construction and are on track to delivery on schedule.

3. Books from Birth Initiative

STAR Books from Birth launched in February 2016 and exceeded its goal to register 5,000 children by registering 18,600 children throughout the city. Sixty-six percent of those registered are in the target wards of 1, 5, 7 & 8. The program also developed a relationship with the Department of Health to include registration in the program on the birth certificate form so all children born in the District can be registered from birth. The launch of the STAR Books from Birth program has been transformative to DC Public Library and its families by putting books directly into the hands of almost half the children in the District.

OBJECTIVE 1: Space is the service: New and enhanced library facilities provide inspiring destinations for learning, exploration, and community.

INITIATIVE 1:1: Open New Woodridge Library.

The new Woodridge Library opened to the public on September 28, 2016. With the opening of the Woodridge Library, DCPL has rebuilt or renovated 16 libraries across the city. Woodridge Library, a 22,000 square foot building, has seating for 200 users, has 40 public computers, large meeting room for up to 100 people, smaller conference rooms and a rooftop terrace with outdoor seating and programming space.

INITIATIVE 1:2: Open Cleveland Park Interim Library; Begin demolition for a new neighborhood library at Cleveland Park.

In September 2016, DCPL finalized the designs for Cleveland Park Library and closed the library on October 8, 2016 for demolition. The Cleveland Park Interim opened on October 31, 2016. Once complete, the Cleveland Park Library will be the start of DCPL's 18th library renovation project. Budgeted at \$19.7M, the project will deliver over 26,000 square feet of space by 2018.

INITIATIVE 1:3: Begin modernization of Palisades and Capitol View neighborhood libraries.

In FY 2016, DCPL began redesign of both the Capitol View and Palisades Library towards major interior modernization. Design for both libraries are well underway with delivery of newly renovated libraries expected in 2017. Once complete, the modernization of the Capitol and Palisades libraries will be DCPL's 19th and 20th library renovation project, respectively. With modernization efforts estimated at \$8.1M and \$4.5M respectively, both libraries will see major interior re-design and renovations.



INITIATIVE 1:4: Upgrade interior spaces at Chevy Chase and Shepherd Park neighborhood libraries.

DCPL completed an interior upgrade of spaces at both libraries consisting of new furniture, fixtures and equipment. DCPL made capital investments of over \$600K and \$1M for interior upgrades of both the Chevy Chase and Shepherd Park libraries, respectively. Upgraded spaces were completed in FY2016.

INITIATIVE 1:5: Open Martin Luther King Jr. Interim Library

Opening of the Martin Luther King, Jr. Interim Library was impacted by DCPL's decision to forgo design and fit-out of commercial industrial space for its Operations Center which is major component of DCPL's interim space strategy and needs. Instead, DCPL chose to occupy a District government-owned asset which required a longer lead-time for design and build-out. Although not intended to fully duplicate the service offerings of the current Martin Luther King, Jr. (MLK) Library, the MLK Interim Library will provide abridged services during the modernization of the new MLK Library.

INITIATIVE 1:6: Complete design of modernized Martin Luther King Jr. Memorial Library

DCPL is at 100 percent design development, six weeks ahead of schedule, and has completed the entitlement process with unanimous approval from National Capital Planning Commission and Commission of Fine Arts. Additionally, based on cost estimates, the project is within the budgeted target. The design will be final in December 2016. Completion of the design for the Martin Luther King, Jr. Library will deliver a spectacular 400,000 square feet newly renovated downtown central library in FY2020.

OBJECTIVE 2: Libraries are not their buildings: DCPL strives to reach users in increasingly surprising and convenient ways.

INITIATIVE 2:1: Increase access to the Internet by piloting mobile wifi checkouts

The pilot was launched at the Deanwood (Ward 7) and Parklands-Turner (Ward 8) neighborhood libraries in September 2016. Each location offers Wifi hotspots, with the option of checking out a laptop, to DC residents with library cards. Over the course of FY17, DCPL will evaluate the program and, depending on the results, consider options for expanded service through additional devices at those locations and/or by adding branch locations. The library is also exploring a partnership with the DC Housing Authority and Connect Home, an initiative of the Department of Housing and Urban Development to issue WiFis to residents in public housing complexes.

By targeting wards that have the lowest broadband adoption rates in the city, DCPL is looking to reach out to those residents whose only source of access is the library. Since the launch of the program in September 2016, all available devices have been checked

out, and a waiting list has developed. DCPL will continue to pilot the program during FY17, and will evaluate how providing internet access outside of the library's existing infrastructure impacts communities and consider opportunities to scale up the program.

INITIATIVE 2:2: Expand STAR (Sing, Talk and Read) by implementing the Books from Birth Program

STAR Books from Birth launched in February 2016 with a goal of registering 5,000 children. To date, the program has registered and graduated a combined 17,171 children throughout the District. Sixty-six percent of those registered children are in the identified target wards of 1, 5, 7 & 8. The program has also developed a relationship with the Department of Health to include registration in the program on the birth certificate form, so all children born in the District have the opportunity to be registered from birth. More than 2,800 children have been registered via the birth certificate form since its launch in March 2016. In order to reach families and community partners, DC Public Library staff have attended 133 outreach events to enroll children and spread the STAR: Sing, Talk and Read message through tabling, story times, and workshops.

STAR Books from Birth program has been transformative for the DC Public Library and for families: we have put almost 78,000 books directly into District homes in just seven months. More than 17,000 District families are currently enrolled or have completed the program, with 66% of enrolled families in identified target wards. Enrolled families receive a monthly email with tips and tricks about early literacy, invitations to library programs, and information about services such as Summer Reading or video demonstrations or partner services like My School DC.

INITIATIVE 2:3: Increase DCPL's online engagement with teens

DC Public Library explored a few different ways to engage with teens online. We moved our Teen Summer Reading program onto a new platform with excellent results. From FY15 to FY16, we increased registration by 202% and increased completion by 244%. Teens actively engaged with the program by submitting written answers to challenges, allowing them to win prizes and compete in a raffle drawing. We also trained teen employees and MBSYEP youth on how to create blog posts for dclibrary.org, and experimented with different ways to engage teens via social media in teen programs.

The library continued exploring the District of Learning connected learning platform. Library staff attended a conference about how District of Learning has evolved into "LRNG," and engaged with teens and other community based organizations by putting select summer reading program opportunities onto the shared platform.

The library moved the online Teen Summer Reading Program to a new platform with excellent results: FY15 to FY16 registration increased by 202% and completion increased by 244%. Teens actively engaged with the program by submitting written answers to challenges. We experimented with ways to engage teens in social media, including tweeting from teen programs and exploring the development of an Instagram account. The library continued participating in the District of Learning, now known as LRNG, and added two summer programs onto the LRNG platform.



INITIATIVE 2:4: Shared Technical Services Initiative

In March 2016, the Board of Library Trustees adopted a resolution to move forward with the first phase of the shared tech services initiative in school year 16-17. DCPS has hired two staff members who will be instrumental in the selection and ordering of books and other necessary support. DCPL and DCPS have established procedures and are in the process of executing a MOU to transfer funds from DCPS to DCPL for this program.

DCPL has gained support from the Board of Library Trustees and reached agreement with DCPS on the scope and implementation of the initial phase of the Shared Tech Services program in school year 16-17. Plans are in place for DCPL to begin ordering school library books and materials through a collaboration with DCPS.

OBJECTIVE 3: Libraries are engines of human capital development.

INITIATIVE 3:1: Expand opportunities for District residents to learn cutting edge maker technologies through a mobile makerspace

The library was not able to procure a vehicle in FY16. However, we renewed our commitment to offering some STEM programming to our users. In order to fill the need of STEM access and education that was to be provided by the mobile unit, DCPL created Maker Month. In July, STEM kits were created and distributed throughout the library's campus to provide STEM programming to all ages. In all, 16 locations held programs and demonstrations throughout the month with 2,111 participants. The kits are still in use to provide access to STEM across the District. Planning efforts to acquire a vehicle are ongoing, and the new service will be launched in FY17.

INITIATIVE 3:2: Improve service delivery to customers experiencing homelessness

The DC Public Library partnered with Pathways to Housing DC to provide outreach at the Martin Luther King Jr. Memorial Library for customers experiencing homelessness. The library established a partnership with StandUp For Kids, a national non-profit organization that reaches youth experiencing homelessness. StandUp For Kids provided services at the Benning/Dorothy I. Height and Mount Pleasant neighborhood libraries.

The DC Public Library partnered with government agencies and non-profits on the youth homeless census in September 2016, making branches available to outreach workers who met youth in the branches and in the surrounding communities. This included the Martin Luther King Jr. Memorial Library, the Shaw/Watha T. Daniels, and the Mount Pleasant locations.

DCPL also held two mental health trainings for staff, one in December 2015 and one in August 2016. 80 staff members from across the system participated in the training, which focused on strategies for effective communication with people experiencing mental illness, resources for people experiencing homelessness and with mental health



disorders, as well as effective de-escalation techniques DCPL staff can employ at their branches.

This initiative has had a positive impact on library at the system level, in the homeless community, and at library systems around the country. DCPL staff are better equipped to meet the needs of those experiencing homelessness or struggling with mental health disorders. DCPL is a trusted partner in the work being done to end homelessness in D.C., and other library systems around the country look to DCPL's leadership in addressing the needs of customers without homes.

INITIATIVE 3:3: Targeted Service for DC Youth with Disabilities succeed

The new Children's Librarian is now networking with groups such as the Columbia Lighthouse for the Blind and DCPS. She has compiled statistics on youth with disabilities in the D.C. area and attended multiple training sessions focused on provision of library services to youth with disabilities, with a particular focus on youth with autism. This has assisted her in the planning and delivery of several programs that were designed with youth of all abilities in mind. She currently has regular outreach events scheduled with a hospital that serves children who are in long-term care, and planning is underway for a book group for children who read braille as well as a sensory storytime series.

The Library has built internal capacity to more effectively serve youth with disabilities. We are serving new audiences through partnerships. With storytimes specifically designed for children of all abilities, the Children's Librarian is modeling techniques that her peers can incorporate to make all library storytimes more accessible. Through intentional marketing of inclusive, all abilities programs, the Library will attract more children with disabilities to library programs.

OBJECTIVE 4: Libraries must plan for the rapidly evolving informational and educational needs of the residents of the District

INITIATIVE 4:1: DCPL will implement the All Access Program for District youth in order to increase access to library materials.

DCPL has removed barriers to using the library by District students by eliminating fines and penalties for library users 19 and younger. In addition, we have established approximately 73,000 library accounts for all DCPS and public charter school students with One Cards.

DCPL has eliminated fines and penalties for library users 19 and younger. Through this initiative, all student One Cards can now be automatically used as library cards, resulting in the establishment of library accounts for more than 73,000 public school students.

INITIATIVE 4.2: Develop and release a strategic plan that will guide the library's



services and programs.

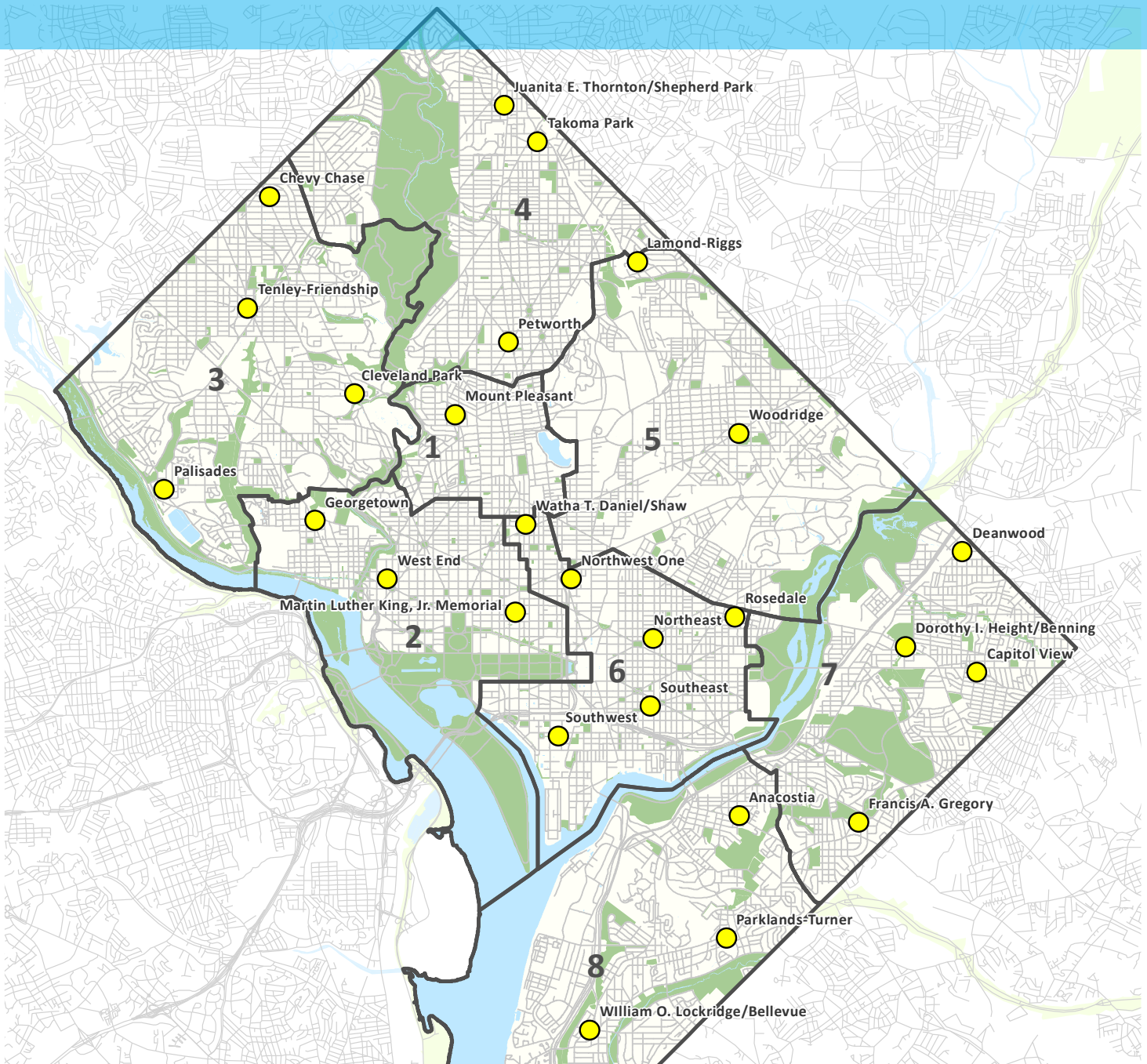
The Library has developed a strategic plan that will guide and prioritize its programs and services in the next five years. The plan was developed with the input of hundreds of community members, staff and other stakeholders. The strategic plan has been drafted but not yet approved by the Board of Library Trustees. The plan is expected to be released in the coming months.

DRAFT



KEY PERFORMANCE INDICATORS

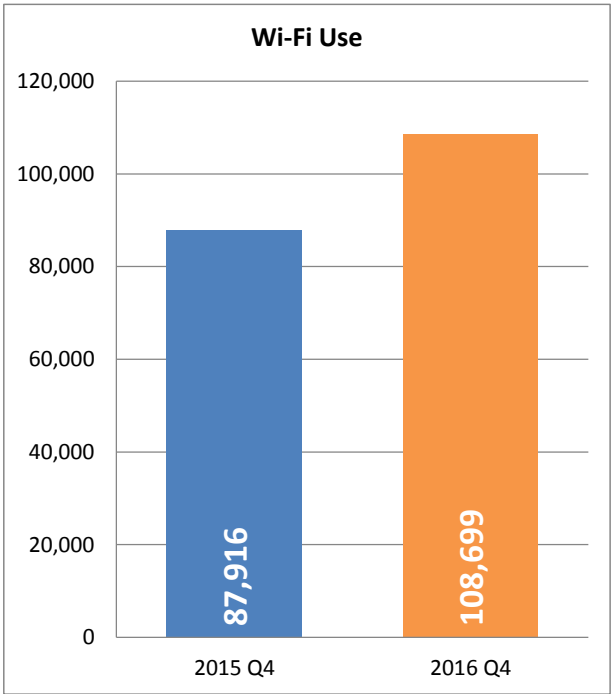
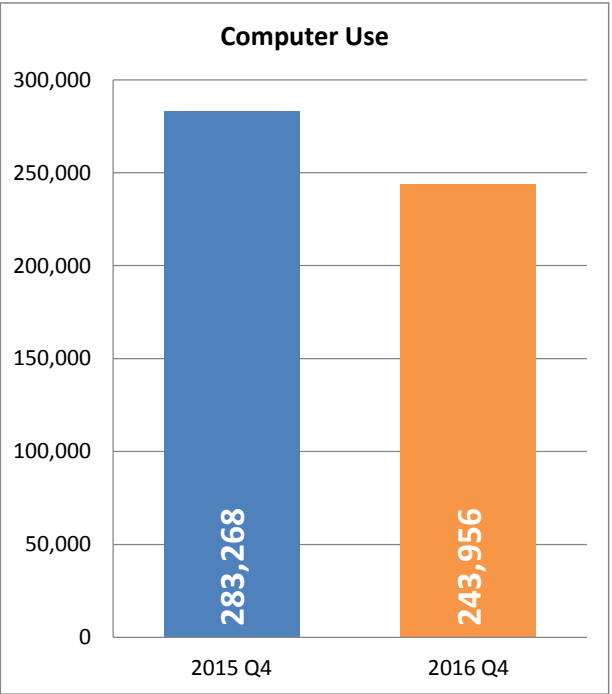
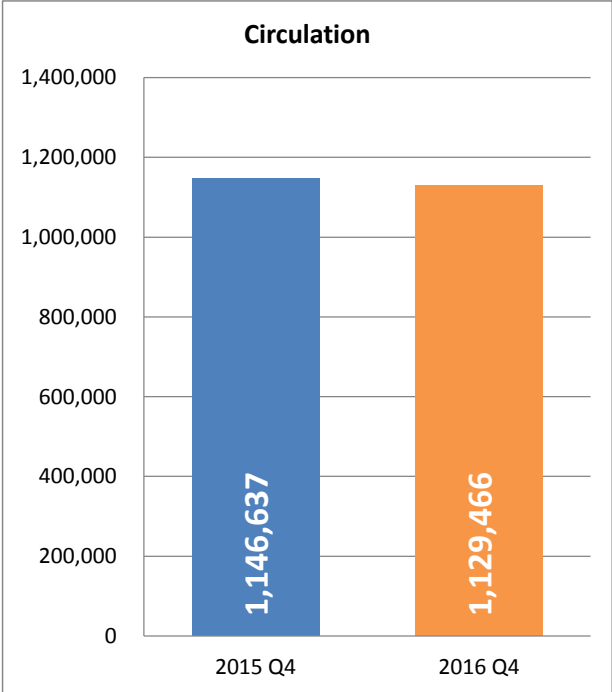
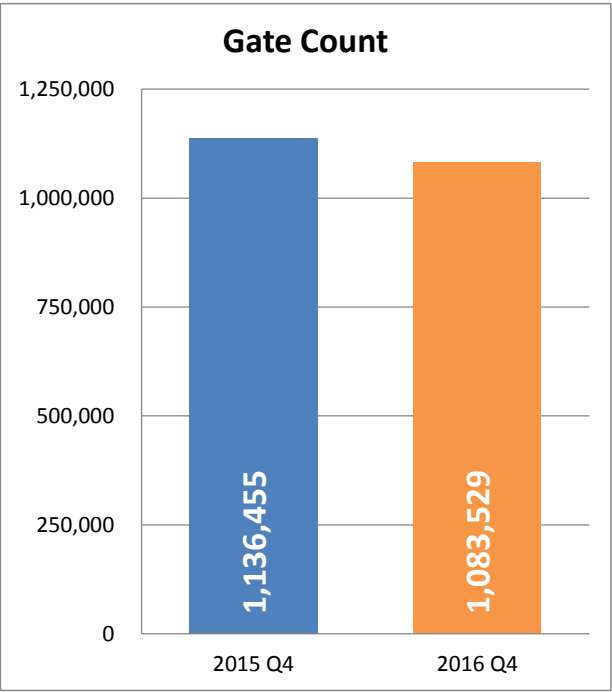
Measure	FY 2014 Actual	FY 2015 Actual	FY 2016 Actual
Annual circulation of books and other library materials	3,938,767	4,014,192	4,439,827
Cardholders as a % of total population	55.59%	47.68%	61.74%
Number of Card Holders	359,371	314,186	406,801
Number of website user visits	1,758,748	1,493,504	1,774,021
Number of attendees at Library sponsored programs	284,969	327,719	317,699
Number of community sponsored meetings	25,409	29,764	16,461
Number of participants at community sponsored meetings	320,468	403,126	185,212
Circulation of children's materials	1,464,871	1,348,751	1,512,196
Attendance at programs for children in their 1 st five years	166,309	193,172	200,003
Number of books and other library materials downloaded	745,036	1,000,490	1,151,684
Circulation per capita	6.09		
Number of sessions of access to Library's electronic resources	709,626	929,024	968,829
Number of sessions on public access computers by children	108,724	112,682	87,150
Number of sessions on public access computers by teens and adults	941,899	1,012,170	894,345



LIBRARY SERVICES QUARTERLY PERFORMANCE REPORT

FY2016 Q4

FY15 Q4 vs FY16 Q4



Gate Count

Locations	Q4 FY15	Q4 FY16	Variance	% Change
MLK JR. MEMORIAL LIBRARY	175,306	153,636	-21,670	-12.36%
ANACOSTIA	51,258	47,833	-3,425	-6.68%
BELLEVUE (William O. Lockridge)	34,054	29,220	-4,834	-14.20%
BENNING (Dorothy I. Height)	54,699	53,400	-1,299	-2.37%
CAPITOL VIEW	33,945	28,809	-5,136	-15.13%
CHEVY CHASE	37,729	36,271	-1,458	-3.86%
CLEVELAND PARK	69,907	82,824	12,917	18.48%
DEANWOOD	30,004	22,352	-7,652	-25.50%
FRANCIS A. GREGORY	32,900	29,511	-3,389	-10.30%
GEORGETOWN	34,497	34,745	248	0.72%
LAMOND-RIGGS	30,430	30,673	243	0.80%
MT. PLEASANT	63,343	62,587	-756	-1.19%
NORTHEAST	37,042	34,159	-2,883	-7.78%
NORTHWEST ONE	27,889	25,454	-2,435	-8.73%
PALISADES	25,548	23,491	-2,057	-8.05%
PARKLANDS-TURNER	40,023	40,733	710	1.77%
PETWORTH	45,611	44,011	-1,600	-3.51%
ROSEDALE	30,050	27,346	-2,704	-9.00%
SHAW (Watha T. Daniel)	59,401	58,573	-828	-1.39%
SHEPHERD PARK (Juanita E. Thornton)	22,035	21,761	-274	-1.24%
SOUTHEAST	43,566	42,433	-1,133	-2.60%
SOUTHWEST	27,814	28,782	968	3.48%
TAKOMA PARK	22,289	21,424	-865	-3.88%
TENLEY-FRIENDSHIP	59,719	62,216	2,497	4.18%
WEST END INTERIM	22,953	21,170	-1,783	-7.77%
WOODRIDGE ¹	24,443	20,115	-4,328	-17.71%
NEIGHBORHOOD LIBRARIES TOTAL	961,149	929,893	-31,256	-3.25%
DCPL TOTAL	1,136,455	1,083,529	-52,926	-4.66%

	Q1	Q2	Q3	Q4	Total
FY15	984,658	1,027,300	1,041,107	1,136,455	4,189,520
FY16	904,632	932,786	1,009,816	1,083,529	3,930,763
% Chg from Prior Year	-8.13%	-9.20%	-3.01%	-4.66%	-6.18%

Notes:

1 - Woodridge Library Interim closed permanently on 9/3/2016. The new Woodridge Library opened on 9/28/2016. The library was open for 3 days in Q4.

Circulation Statistics

Locations	Q4 FY15	Q4 FY16	Variance	% Change
MLK JR. MEMORIAL LIBRARY	239,794	247,799	8,005	3.34%
ANACOSTIA	13,807	9,292	-4,515	-32.70%
BELLEVUE (William O. Lockridge)	11,055	8,650	-2,405	-21.75%
BENNING (Dorothy I. Height)	18,524	14,679	-3,845	-20.76%
CAPITOL VIEW	10,174	8,349	-1,825	-17.94%
CHEVY CHASE	41,925	37,320	-4,605	-10.98%
CLEVELAND PARK	59,861	54,942	-4,919	-8.22%
DEANWOOD	6,816	4,269	-2,547	-37.37%
FRANCIS A. GREGORY	10,649	10,380	-269	-2.53%
GEORGETOWN	44,593	42,970	-1,623	-3.64%
LAMOND-RIGGS	13,417	14,189	772	5.75%
MT. PLEASANT	59,442	59,536	94	0.16%
NORTHEAST	35,788	35,975	187	0.52%
NORTHWEST ONE	6,972	6,440	-532	-7.63%
PALISADES	26,789	22,297	-4,492	-16.77%
PARKLANDS-TURNER	14,596	11,733	-2,863	-19.61%
PETWORTH	36,585	30,449	-6,136	-16.77%
ROSEDALE	11,424	8,718	-2,706	-23.69%
SHAW (Watha T. Daniel)	29,187	30,390	1,203	4.12%
SHEPHERD PARK (Juanita E. Thornton)	15,594	13,837	-1,757	-11.27%
SOUTHEAST	33,030	35,003	1,973	5.97%
SOUTHWEST	19,152	20,345	1,193	6.23%
TAKOMA PARK	20,342	17,567	-2,775	-13.64%
TENLEY-FRIENDSHIP	64,644	64,394	-250	-0.39%
WEST END INTERIM	16,501	19,218	2,717	16.47%
WOODRIDGE ¹	15,091	11,784	-3,307	-21.91%
NEIGHBORHOOD LIBRARIES TOTAL	635,958	592,726	-43,232	-6.80%
DIGITAL LIBRARY	270,885	288,941	18,056	6.67%
DCPL TOTAL	1,146,637	1,129,466	-17,171	-1.50%

	Q1	Q2	Q3	Q4	Total
FY15	1,012,275	986,421	1,024,423	1,146,637	4,169,756
FY16	1,101,415	1,106,005	1,102,941	1,129,466	4,439,827
% Chg from Prior Year	8.81%	12.12%	7.66%	-1.50%	6.48%

Notes:

1 - Woodridge Library Interim closed permanently on 9/3/2016. The new Woodridge Library opened on 9/28/2016. The library was open for 3 days in Q4.

Technology Based Services

Quarterly Statistics

Variance	Q4 FY15	Q4 FY16	Variance %
Digital Library	270,885	288,941	6.67%
E -Books Downloaded (Subset of Digital Library)	104,606	108,621	3.84%
Downloadable Media: Audio/Music/Video/Magazines (Subset of Digital Library)	166,279	180,320	8.44%
Database Searches (In-House & Remote)	200,595	216,487	7.92%
Public Computer Use	283,268	243,956	-13.88%
Customer Access to Wi-Fi	87,916	108,699	23.64%
Computer Classes	436	357	-18.12%
Library Web Site User Visits	496,373	435,500	-12.26%

Year to Date Statistics

YTD FY15	YTD FY16	% Chg from Prior Year
1,000,490	1,151,684	15.11%
365,689	429,873	17.55%
634,801	721,811	13.71%
929,024	968,829	4.28%
1,124,852	981,495	-12.74%
343,481	393,468	14.55%
2,050	1,629	-20.54%
1,493,504	1,774,021	18.78%

Customer Access to Wi-Fi

Locations	Q4 FY15	Q4 FY16	Variance	% Change
MLK JR. MEMORIAL LIBRARY	24,497	27,161	2,664	10.87%
ANACOSTIA	4,304	4,683	379	8.81%
BELLEVUE (William O. Lockridge)	2,572	2,711	139	5.40%
BENNING (Dorothy I. Height)	4,185	5,882	1,697	40.55%
CAPITOL VIEW	2,006	2,236	230	11.47%
CHEVY CHASE	1,711	2,625	914	53.42%
CLEVELAND PARK	1,695	1,819	124	7.32%
DEANWOOD	1,647	1,551	-96	-5.83%
FRANCIS A. GREGORY	2,240	2,588	348	15.54%
GEORGETOWN	3,741	5,149	1,408	37.64%
LAMOND-RIGGS	1,803	2,273	470	26.07%
MT. PLEASANT	4,832	6,090	1,258	26.03%
NORTHEAST	2,603	3,741	1,138	43.72%
NORTHWEST ONE	1,751	1,803	52	2.97%
PALISADES	1,068	1,265	197	18.45%
PARKLANDS-TURNER	3,630	4,867	1,237	34.08%
PETWORTH	4,583	6,775	2,192	47.83%
ROSEDALE	1,444	1,756	312	21.61%
SHAW (Watha T. Daniel)	4,993	7,546	2,553	51.13%
SHEPHERD PARK (Juanita E. Thornton)	1,362	1,984	622	45.67%
SOUTHEAST	2,892	3,575	683	23.62%
SOUTHWEST	1,554	2,025	471	30.31%
TAKOMA PARK	1,023	1,677	654	63.93%
TENLEY-FRIENDSHIP	3,730	4,518	788	21.13%
WEST END INTERIM	715	900	185	25.87%
WOODRIDGE ¹	1,335	1,499	164	12.28%
NEIGHBORHOOD LIBRARIES TOTAL	63,419	81,538	18,119	28.57%
DCPL TOTAL	87,916	108,699	20,783	23.64%

	Q1	Q2	Q3	Q4	Total
FY15	84,388	83,871	87,306	87,916	343,481
FY16	85,689	93,469	105,611	108,699	393,468
% Chg from Prior Year	1.54%	11.44%	20.97%	23.64%	14.55%

Notes:

1 - Woodridge Library Interim closed permanently on 9/3/2016. The new Woodridge Library opened on 9/28/2016. The library was open for 3 days in Q4.

Public Computer Use (# of Sessions)

Locations	Q4 FY15	Q4 FY16	Variance	% Change
MLK JR. MEMORIAL LIBRARY	51,491	54,655	3,164	6.14%
ANACOSTIA	16,164	11,481	-4,683	-28.97%
BELLEVUE (William O. Lockridge)	15,741	12,515	-3,226	-20.49%
BENNING (Dorothy I. Height)	13,827	12,355	-1,472	-10.65%
CAPITOL VIEW	9,890	6,854	-3,036	-30.70%
CHEVY CHASE	3,209	2,934	-275	-8.57%
CLEVELAND PARK	3,462	3,651	189	5.46%
DEANWOOD	10,086	6,441	-3,645	-36.14%
FRANCIS A. GREGORY	11,852	10,112	-1,740	-14.68%
GEORGETOWN	6,069	7,139	1,070	17.63%
LAMOND-RIGGS	5,801	6,400	599	10.33%
MT. PLEASANT	16,997	10,978	-6,019	-35.41%
NORTHEAST	8,531	8,429	-102	-1.20%
NORTHWEST ONE	9,307	6,507	-2,800	-30.08%
PALISADES	2,082	1,494	-588	-28.24%
PARKLANDS-TURNER	10,527	10,601	74	0.70%
PETWORTH	13,198	12,455	-743	-5.63%
ROSEDALE	7,704	4,616	-3,088	-40.08%
SHAW (Watha T. Daniel)	17,216	14,535	-2,681	-15.57%
SHEPHERD PARK (Juanita E. Thornton)	7,366	5,653	-1,713	-23.26%
SOUTHEAST	6,604	4,725	-1,879	-28.45%
SOUTHWEST	5,901	6,037	136	2.30%
TAKOMA PARK	6,030	4,655	-1,375	-22.80%
TENLEY-FRIENDSHIP	10,189	8,988	-1,201	-11.79%
WEST END INTERIM	4,237	3,696	-541	-12.77%
WOODRIDGE ¹	9,787	6,050	-3,737	-38.18%
NEIGHBORHOOD LIBRARIES TOTAL	231,777	189,301	-42,476	-18.33%
DCPL TOTAL	283,268	243,956	-39,312	-13.88%

	Q1	Q2	Q3	Q4	Total
FY15	285,146	275,674	280,764	283,268	1,124,852
FY16	252,545	243,426	241,568	243,956	981,495
% Chg from Prior Year	-11.43%	-11.70%	-13.96%	-13.88%	-12.74%

Notes:

1 - Woodridge Library Interim closed permanently on 9/3/2016. The new Woodridge Library opened on 9/28/2016. The library was open for 3 days in Q4.

Quarterly Library Services Performance Report

FY2016 – 4th Quarter

Quarterly Statistics				Year to Date Statistics				
Key Performance Indicators	Q4 FY15	Q4 FY16	% Change Q4 FY15/ Q4 FY16	YTD FY15	YTD FY16	% Change FY15/ FY16	% of FY16 KPI Goal	
Annual Circulation ¹	[Reported]	1,093,418	1,129,466	3.30%	4,014,192	4,439,827	10.60%	110.69%
	[Corrected]	1,146,637	1,129,466	-1.50%	4,169,756	4,439,827	6.48%	110.69%
Digital Library (Subset of Annual Circ)		270,885	288,941	6.67%	1,000,490	1,151,684	15.11%	115.17%
Circ of children's materials ¹ (Subset of Annual Circ)	[Reported]	386,336	390,383	1.05%	1,348,751	1,512,196	12.12%	116.32%
	[Corrected]	398,982	390,383	-2.16%	1,463,331	1,512,196	3.34%	116.32%
Number of Card Holders	314,186	406,801						
Library Website User Visits	496,373	435,500	-12.26%	1,493,504	1,774,021	18.78%	118.27%	
Database Searches	200,595	216,487	7.92%	929,024	968,829	4.28%	96.88%	
Library Sponsored Programs ²	3,879	3,613	-6.86%	15,000	13,949	-7.01%	N/A	
Program Attendance	94,532	85,778	-9.26%	327,719	317,699	-3.06%	99.21%	
Storytime Attendance (Subset of Program Attendance)	54,276	56,354	3.83%	193,172	200,003	3.54%	104.85%	
Community sponsored meetings ³	8,473	4,211	-50.30%	29,764	16,461	-44.69%	64.30%	
Attendance at community sponsored meetings ³	107,748	45,235	-58.02%	403,126	185,212	-54.06%	71.24%	
Children's Computer Use (Sessions)	32,960	19,593	-40.56%	112,682	87,150	-22.66%	80.34%	
Teen & Adult Computer Use (Sessions)	250,308	224,363	-10.37%	1,012,170	894,345	-11.64%	83.85%	

Notes:

• At the beginning of each fiscal year, all DC government agencies are asked to develop a performance plan. The performance plan describes new initiatives that improve the quality of agency services and highlights metrics, called Key Performance Indicators (KPI), that meaningfully gauge agency progress against goals. Agency progress is publicly available throughout the fiscal year at DC.gov/trackdc.

1 - Circulation - In FY15, circulation was miscalculated due to issues with the reporting system. A line item called "FY15 Reported" has been added to reflect both the reported and corrected statistics.

2 - Library Sponsored Programs is not a KPI, as outlined in the annual performance plan.

3 - Community Sponsored Meetings and Attendance - A new reporting system was implemented and now reflects actual attendance rather than predicted attendance.

Storytime Statistics by Ward

Q4 FY16 Storytime Statistics

Ward	Location	Story Time Programs	Story Time Attendance	Average Attendance/Storytime
1	MT. PLEASANT	71	7,607	107
Ward 1 Total		71	7,607	107
2	GEORGETOWN	58	2,967	51
2	WEST END INTERIM	32	1,740	54
Ward 2 Total		90	4,707	52
3	CHEVY CHASE	61	3,389	56
3	CLEVELAND PARK	96	4,380	46
3	PALISADES	37	1,737	47
3	TENLEY-FRIENDSHIP	77	4,125	54
Ward 3 Total		271	13,631	50
4	PETWORTH	54	2,766	51
4	SHEPHERD PARK (Juanita E. Thornton)	35	962	27
4	TAKOMA PARK	30	839	28
Ward 4 Total		119	4,567	38
5	LAMOND-RIGGS	9	520	58
5	WOODRIDGE ¹	33	540	16
Ward 5 Total		42	1,060	25
6	NORTHEAST	56	3,745	67
6	NORTHWEST ONE	22	252	11
6	ROSEDALE	19	695	37
6	SHAW (Watha T. Daniel)	71	4,987	70
6	SOUTHEAST	92	3,789	41
6	SOUTHWEST	38	2,407	63
Ward 6 Total		298	15,875	53
7	BENNING (Dorothy I. Height)	21	810	39
7	CAPITOL VIEW	22	191	9
7	DEANWOOD	30	238	8
7	FRANCIS A. GREGORY	48	796	17
Ward 7 Total		121	2,035	17
8	ANACOSTIA	22	605	28
8	BELLEVUE (William O. Lockridge)	20	529	26
8	PARKLANDS-TURNER	21	473	23
Ward 8 Total		63	1,607	26
2	MLK JR. MEMORIAL LIBRARY	117	5,106	44
NEIGHBORHOOD LIBRARIES TOTAL		1,075	51,089	48
DCPL TOTAL		1,192	56,195	47

Population by Age Group by Ward (2013)

Location	Age Group	Population
Ward 1	All Ages	79,145
	Under 5	4,136
	Under 18	9,509
Ward 2	All Ages	75,186
	Under 5	2,095
	Under 18	3,854
Ward 3	All Ages	80,544
	Under 5	3,799
	Under 18	10,732
Ward 4	All Ages	79,111
	Under 5	5,209
	Under 18	15,888
Ward 5	All Ages	79,342
	Under 5	4,940
	Under 18	14,612
Ward 6	All Ages	83,821
	Under 5	4,142
	Under 18	10,900
Ward 7	All Ages	65,777
	Under 5	4,585
	Under 18	16,481
Ward 8	All Ages	76,445
	Under 5	7,586
	Under 18	23,315

Data Source: U.S. Census Bureau, 2013 ACS 5-Year Survey

Notes:

1 - Woodridge Library Interim closed permanently on 9/3/2016. The new Woodridge Library opened on 9/28/2016. The library was open for 3 days in Q4.

Circulation, Gate Count & Cardholders by Ward

Q4 FY16 Circulation, Gate Count & Card Holders by Ward				
Ward	Location	Circulation	Gate Count	Active Card Holders
1	MT. PLEASANT	59,536	62,587	41,086
Ward 1 Total		59,536	62,587	
2	GEORGETOWN	42,970	34,745	27,047
2	WEST END INTERIM	19,218	21,170	
2	MLK JR. MEMORIAL LIBRARY	247,799	153,636	42,673
Ward 2 Total		309,987	209,551	
3	CHEVY CHASE	37,320	36,271	47,295
3	CLEVELAND PARK	54,942	82,824	
3	PALISADES	22,297	23,491	43,857
3	TENLEY-FRIENDSHIP	64,394	62,216	
Ward 3 Total		178,953	204,802	49,558
4	PETWORTH	30,449	44,011	
4	SHEPHERD PARK (Juanita E. Thornton)	13,837	21,761	50,896
4	TAKOMA PARK	17,567	21,424	
Ward 4 Total		61,853	87,196	56,982
5	LAMOND-RIGGS	14,189	30,673	
5	WOODRIDGE ¹	11,784	20,115	50,896
Ward 5 Total		25,973	50,788	
6	NORTHEAST	35,975	34,159	56,982
6	NORTHWEST ONE	6,440	25,454	
6	ROSEDALE	8,718	27,346	50,896
6	SHAW (Watha T. Daniel)	30,390	58,573	
6	SOUTHEAST	35,003	42,433	50,896
6	SOUTHWEST	20,345	28,782	
Ward 6 Total		136,871	216,747	50,896
7	BENNING (Dorothy I. Height)	14,679	53,400	
7	CAPITOL VIEW	8,349	28,809	50,896
7	DEANWOOD	4,269	22,352	
7	FRANCIS A. GREGORY	10,380	29,511	50,896
Ward 7 Total		37,677	134,072	
8	ANACOSTIA	9,292	47,833	56,982
8	BELLEVUE (William O. Lockridge)	8,650	29,220	
8	PARKLANDS-TURNER	11,733	40,733	56,982
Ward 8 Total		29,675	117,786	
NEIGHBORHOOD LIBRARIES TOTAL*		592,726	929,893	56,982
DIGITAL LIBRARY		288,941	N/A	
DCPL TOTAL		1,129,466	1,083,529	

Notes:

- Total Active Card Holders is a measure of active library cards used within the last 3 years as of quarter end. Active cardholders includes DC card holders (some of which are addresses with undetermined wards) and MD/VA/Other card holders.

1 - Woodridge Library Interim closed permanently on 9/3/2016. The new Woodridge Library opened on 9/28/2016. The library was open for 3 days in Q4.

GENERAL QUESTIONS

Question Number 64

Provide the agency's performance plan for FY17. What steps has the agency taken to date in FY17 to meet the objectives set forth in the FY17 performance plan?

The pages that follow are the Library's draft FY17 Performance Plan. The library is actively pursuing each objective and initiative submitted in the FY17 Performance Plan.

District of Columbia Public Library FY2017

Agency District of Columbia Public Library

Agency Code CE0

Fiscal Year 2017

Mission The District of Columbia Public Library (DCPL) supports children, teens and adults with services and materials that promote reading, success in school, lifelong learning and personal growth.

2017 Strategic Objectives

Objective Number	Strategic Objective
1	Strengthen communities through services, programs, outreach, and increased utilization of the Library's physical campus.
2	Provide services and programs that build and cultivate literacy and a love of reading.
3	Connect residents to the city's past, present, and future by providing access to, experiences in, and support for local history and culture.
4	Support digital citizenship by providing technology and internet access and training.
5	Create and maintain a highly efficient, transparent and responsive District government.**

2017 Key Performance Indicators

Measure	New Measure/ Benchmark Year	Frequency of Reporting	Add Data Fields (if applicable)	FY 2014 Actual	FY 2015 Target	FY 2015 Actual	FY 2016 Target	FY 2016 Actual	FY 2017 Target
1 - Strengthen communities through services, programs, outreach, and increased utilization of the Library's physical campus. (4 Measures)									
Number of participants at community sponsored meetings	<input type="checkbox"/>	Annually		320468	317286	403126	260000	185212	
Number of attendees at Library sponsored programs	<input type="checkbox"/>	Annually		284969	272489	327719	320243	317699	300000
Number of attendees at Library sponsored outreach sessions	✓	Annually	Add Historical and Target Data	Not available	Not available	Not available	Not available	New Measure	
Library Visits	✓	Annually		Not available	Not available	Not available	Not available	New Measure	
2 - Provide services and programs that build and cultivate literacy and a love of reading. (6 Measures)									
Attendance at programs for children in their first five years	<input type="checkbox"/>	Annually		166309	159819	193172	190750	200003	200000
Circulation per capita	<input type="checkbox"/>	Annually		6.1	6	Not available	6.5	0	
Number of active cardholders	<input type="checkbox"/>	Annually		359371	316161	314186	329446	406801	
Circulation of books and other library materials	<input type="checkbox"/>	Annually		3938767	4180200	4014192	4011195	4439827	4000000
Cardholders as a percentage of total population	<input type="checkbox"/>	Annually		55.6	50	47.68	50		60
Percentage of eligible children enrolled in Books from Birth in targeted communities	✓	Annually	Add Historical and Target Data	Not available	Not available	Not available	Not available	New Measure	
3 - Connect residents to the city's past, present, and future by providing access to, experiences in, and support for local history and culture. (1 Measure)									
"Dig DC" Visits	✓	Annually	Add Historical and Target Data	Not available	Not available	Not available	Not available	New Measure	
4 - Support digital citizenship by providing technology and internet access and training. (3 Measures)									
Public access computer utilization (use as a percentage of availability)	✓	Annually	Add Historical and Target Data	Not available	Not available	Not available	Not available	New Measure	

Wi-Fi connections	✓	Annually	Add Historical and Target Data	Not available	Not available	Not available	Not available	New Measure	
Number of people receiving technology training	✓	Annually	Add Historical and Target Data	Not available	Not available	Not available	Not available	New Measure	
5 - Create and maintain a highly efficient, transparent and responsive District government.** (9 Measures)									
Contracts/Procurement-Expendable Budget spent on Certified Business Enterprises	✓			Forthcoming October 2017	Forthcoming October 2017	Forthcoming October 2017	Forthcoming October 2017	Forthcoming October 2017	Forthcoming October 2017
Contracts/Procurement-Contracts lapsed into retroactive status	✓			Forthcoming October 2017	Forthcoming October 2017	Forthcoming October 2017	Forthcoming October 2017	Forthcoming October 2017	Forthcoming October 2017
Budget- Local funds unspent	✓			Forthcoming October 2017	Forthcoming October 2017	Forthcoming October 2017	Forthcoming October 2017	Forthcoming October 2017	Forthcoming October 2017
Budget- Federal Funds returned	✓			Forthcoming October 2017	Forthcoming October 2017	Forthcoming October 2017	Forthcoming October 2017	Forthcoming October 2017	Forthcoming October 2017
Customer Service-Meeting Service Level Agreements	✓			Forthcoming October 2017	Forthcoming October 2017	Forthcoming October 2017	Forthcoming October 2017	Forthcoming October 2017	Forthcoming October 2017
Human Resources-Vacancy Rate	✓			Forthcoming October 2017	Forthcoming October 2017	Forthcoming October 2017	Forthcoming October 2017	Forthcoming October 2017	Forthcoming October 2017
Human Resources-Employee District residency	✓			Forthcoming October 2017	Forthcoming October 2017	Forthcoming October 2017	Forthcoming October 2017	Forthcoming October 2017	Forthcoming October 2017
Human Resources-Employee Onboard Time	✓			Forthcoming October 2017	Forthcoming October 2017	Forthcoming October 2017	Forthcoming October 2017	Forthcoming October 2017	Forthcoming October 2017
Performance Management-Employee Performance Plan Completion	✓			Forthcoming October 2017	Forthcoming October 2017	Forthcoming October 2017	Forthcoming October 2017	Forthcoming October 2017	Forthcoming October 2017

2017 Operations

Operations Header	Operations Title	Operations Description	Type of Operations
1 - Strengthen communities through services, programs, outreach, and increased utilization of the Library's physical campus. (5 Activities)			
NEIGHBORHOOD LIBRARIES	Serve as a community hub:meeting and study spaces	The library provides meeting and study spaces for the public at neighborhood libraries as well as at Martin Luther King Jr. Memorial Library	Daily Service
MARTIN LUTHER KING JR MEMORIAL LIBRARY	Serve as a community hub: meeting and study spaces	The library provides meeting and study spaces for the public at its neighborhood libraries and at Martin Luther King Jr. Memorial Library	Daily Service
MARTIN LUTHER KING JR MEMORIAL LIBRARY	Operate lab spaces including the Dream Lab, Fab Lab, Studio Lab, and Memory Lab	DCPL offers opportunities to learn new skills, turn ideas into action and collaborate with others.	Daily Service
Community Outreach	Community Outreach	The library serves the community by providing access to DCPL services and programs outside of our buildings.	Daily Service
Programs and Services	Programs and services	The Library offers programs to users of all ages.	Daily Service
2 - Provide services and programs that build and cultivate literacy and a love of reading. (5 Activities)			
LITERACY RESOURCES	Adult Literacy Services	DC Public Library offers adult literacy services through the Adult Literacy Resource Center, at the Martin Luther King Jr. Memorial Library	Daily Service
CHILDREN & YOUNG ADULT SERVICES	Early Literacy Programs	The library offers a range of services and programs to improve earl literacy, such as story time and Sing, Talk and Read programs..	Daily Service

COLLECTIONS	Acquire books and other library materials	Through its collections, DCPL is a resource for printed and digital resources and information - such as books, e-books, databases, periodicals, etc.	Daily Service
ADAPTIVE SERVICES	Operate the Center for Accessibility	The Center for Accessibility (formerly Adaptive Services) helps the deaf community, visually impaired, older adults, veterans and injured service people better use the Library.	Daily Service
CHILDREN & YOUNG ADULT SERVICES	Provide library services to students and educators	Offer programs, services and support for students and educators.	Daily Service
3 - Connect residents to the city's past, present, and future by providing access to, experiences in, and support for local history and culture. (2 Activities)			
MARTIN LUTHER KING JR MEMORIAL LIBRARY	Maintain and provide access to special collections; offer programs and services in local history and culture	central library houses special collections and programs and services in local history and culture	Daily Service
NEIGHBORHOOD LIBRARIES	Provide access to local history and culture	neighborhood libraries provide access to local history and culture through special collections, programs, and services	Daily Service
4 - Support digital citizenship by providing technology and internet access and training. (3 Activities)			
PUBLIC SERVICE TECHNOLOGY	Provide computer and technology access.	provide technology access through publicly available computers, printers, and the internet.	Daily Service
MARTIN LUTHER KING JR MEMORIAL LIBRARY	Provide computer and technology training, access, and assistance	central library provides technology and internet access and training	Daily Service
NEIGHBORHOOD LIBRARIES	Provide computer and technology training, access, and assistance	neighborhood libraries provide technology and internet access and training.	Daily Service
5 - Create and maintain a highly efficient, transparent and responsive District government.** (12 Activities)			
Capital Project: Martin Luther King Jr. Memorial Library	Renovation and modernization of the Martin Luther King Jr. Memorial Library (Capital Project)	capital project - full renovation and modernization of the Martin Luther King Jr. Memorial Library.	Key Project
NEIGHBORHOOD LIBRARIES	Operate neighborhood libraries	operate neighborhood library locations	Daily Service
MARTIN LUTHER KING JR MEMORIAL LIBRARY	Operate Martin Luther King Jr. Memorial Library	operate the central library	Daily Service
COMMUNICATIONS	Inform residents of library programs, services and projects	communications and outreach in support of DCPL programs, services, projects and operations	Daily Service
CUSTODIAL AND MAINTENANCE	Maintain library facilities (operating)	custodial and maintenance of libraries funded through operating funds	Daily Service
Capital Project: Cleveland Park Neighborhood Library	Rebuild the Cleveland Park Neighborhood Library (Capital Project)	capital project	Key Project
Capital Project: General Improvements	Maintain library facilities (capital)	general improvements in the capital budget	Key Project
EXECUTIVE MANAGEMENT OFFICE	Strategic Planning/Data Analysis	support agency operations through strategic planning and data analysis	Daily Service
Capital Project: West End	West End Library Neighborhood Library	capital project	Key Project
Capital Project: Capitol View Neighborhood Library	Renovation of Capitol View Neighborhood Library	capital project	Key Project
Capital Project: Southwest	Southwest Neighborhood Library	capital project	Key Project
Capital Project: Palisades Neighborhood Library	Renovation of Palisades Neighborhood Library	capital project	Key Project

2017 Workload Measures

Measure	New Measure/ Benchmark Year	Add Historical and Target Data (FY17)	Numerator Title	Units	Frequency of Reporting	FY 2014	FY 2015	FY 2016 Actual
1 - Community Outreach (1 Measure)								
Number of outreach sessions	✓		number of outreach sessions	outreach sessions	Annually	Not available	Not available	New Measure
1 - Programs and services (1 Measure)								

Library programs offered	<input type="checkbox"/>		number of programs	programs	Annually	14357	Not available	
1 - Serve as a community hub:meeting and study spaces (2 Measures)								
study room use	✓	Add Historical and Target Data	sessions of use	sessions	Annually	Not available	Not available	New Measure
number of community sponsored meetings at locations systemwide	✓		number of community sponsored meetings	meetings	Annually	25409	29764	New Measure
2 - Acquire books and other library materials (3 Measures)								
Local book budget	<input type="checkbox"/>		book budget	dollars	Annually	4867110	3780432	
Digital Library Usage	✓		books and other materials downloaded	downloads	Annually	1000490	1151684	New Measure
Database Usage	✓	Add Historical and Target Data	number of interactions performed	interactions	Annually	Not available	Not available	New Measure
2 - Early Literacy Programs (1 Measure)								
Number of programs for children in their first five years	✓		Number of programs offered at Libraries for children in their first five years	programs	Annually	Not available	Not available	New Measure
3 - Maintain and provide access to special collections; offer programs and services in local history and culture (2 Measures)								
Special Collections Interactions	✓	Add Historical and Target Data	special collections interactions	interactions	Annually	Not available	Not available	New Measure
number of studio and fabrication lab sessions	✓	Add Historical and Target Data	number of sessions	sessios	Annually	Not available	Not available	New Measure
4 - Provide computer and technology access. (1 Measure)								
number of sessions on public access computers	✓		number of sessions	sessions	Annually	1050623	1124852	New Measure
4 - Provide computer and technology training, access, and assistance (1 Measure)								
number of computer and technology training programs and sessions at all locations	✓	Add Historical and Target Data	number of programs and sessions	programs and sessions	Annually	Not available	Not available	New Measure
5 - Inform residents of library programs, services and projects (1 Measure)								
social media engagement rate	✓	Add Historical and Target Data	social media engagement	engagement rate	Annually	Not available	Not available	New Measure
5 - Operate neighborhood libraries (1 Measure)								
number of hours of unplanned closures at locations systemwide	✓	Add Historical and Target Data	number of hours	hours	Annually	Not available	Not available	New Measure

2017 Strategic Initiatives

Strategic Initiative Title	Strategic Initiative Description	Proposed Completion Date
Capital Project: Capitol View Neighborhood Library (1 Strategic Initiative-Operation Link)		
capitol view	DCPL will renovate the interior space of Capitol View Neighborhood Library. The renovation will modernize and upgrade interior spaces including base-building upgrades towards LEED Silver certification.	09-30-2017
Capital Project: Cleveland Park Neighborhood Library (1 Strategic Initiative-Operation Link)		
cleveland park	Following completion of the design of the new Cleveland Park Library at the end of FY16, demolition of the existing library will commence followed by construction of the new library. An interim library will open in FY17 and remain open during construction.	09-30-2017

Capital Project: Martin Luther King Jr. Memorial Library (2 Strategic initiative-operation links)		
MLK Jr. Interim	As a major component of the modernization of the Martin Luther King Jr. Memorial Library, DCPL will locate, design, build-out and open an interim MLK Library. The interim MLK Library will remain open for the duration of modernization/construction of the new Martin Luther King Jr. Memorial Library.	09-30-2017
MLK Jr. design and renovations	Design of the modernized MLK Library will be completed. The design will feature new and exciting spaces for adults, teens and children; a roof top terrace, new fabrication and technology centers and new auditorium and conference center. Construction of renovations will begin.	09-30-2017
Capital Project: Palisades Neighborhood Library (1 Strategic Initiative-Operation Link)		
Palisades	DCPL will complete the design for renovation of the interior spaces of Palisades Library. The renovation will modernize and upgrade interior spaces including base-building upgrades towards LEED Silver certification	09-30-2017
Capital Project: Southwest (1 Strategic Initiative-Operation Link)		
Southwest design	DCPL will kick-off the design phase for a new state-of-the-art 21st century library.	09-30-2017
Capital Project: West End (1 Strategic Initiative-Operation Link)		
west end	The new West End Library will open in FY17. The new library will be part of a mixed use project that features a 21,000 square foot library on two levels with eight stories of residential housing above. The library will feature separate spaces for adults, teens and children; a large meeting room for 100 people; two conference rooms and five quiet study rooms.	09-30-2017
CHILDREN & YOUNG ADULT SERVICES (2 Strategic initiative-operation links)		
shared tech services	In order to improve operational efficiencies across DC government agencies, strengthen library and school collaboration and increase students' access to library materials, DCPL will work with public schools to create a shared technical services department. In FY17, DCPL will work with DCPS to select and acquire school-owned library y collections for school libraries using DCPS funding. In addition we will explore possible additional services which may be added in subsequent fiscal years. These additional services may include collaborating on acquisitions with participating public charter schools, distribution of DCPL materials for use in classrooms, and shared collections and distribution operations.	09-30-2017
Expand STAR (Sing, Talk and Read) to register all eligible children in at-risk communities in Books from Birth and partner with DC Agencies to measure impact.	In FY16, DCPL launched the Books from Birth program to provide every District child under the age of five with a free book every month. In FY17, the DCPL STAR team will develop a comprehensive strategy for further developing the Books from Birth program. Development and initial implementation will begin in FY17 and will continue for several years until all eligible children are registered in the program. Additional program elements may include partnerships with DC agencies and measuring impact of the program.	09-30-2017
Community Outreach (1 Strategic Initiative-Operation Link)		
Inclusion and Outreach	In FY17 DCPL will expand upon its commitment to outreach by launching a Department of Inclusion and Outreach. We will expand customer access to the library and its resources through regularly scheduled visits to residents who don't or cannot visit their neighborhood library. We will develop mechanisms for measuring impact and the effort will include partnering with other District agencies and non-profits to maximize effectiveness.	09-30-2017
EXECUTIVE MANAGEMENT OFFICE (1 Strategic Initiative-Operation Link)		
data function	DCPL collects, uses, and shares a range of data on its circulation, visitor counts, library programs and cardholders. However, data collection and analysis is not optimized and data is not readily or consistently available to managers, senior staff, patrons or library stakeholders. In FY17, the Library will hire a data analyst in order to build its capacity to utilize library and neighborhood demographic data to measure, manage and improve its operations and ensure greater transparency and accountability. In addition, DCPL will launch automated data dashboards to display library utilization data by branch and system-wide. This and other data will be analyzed to inform operations and management decisions.	09-30-2017
MARTIN LUTHER KING JR MEMORIAL LIBRARY (2 Strategic initiative-operation links)		
Launch DC Oral History Project	DCPL collects preserves and provides access to Washington, DC community related oral histories. While the collection continues to grow through donations, it is limited in scope and size, thus not representing the full diversity of DC communities and neighborhoods. In FY17, the Library will work with partners to create the DC Oral History Project. The project will include surveying existing oral histories housed in libraries, museums and cultural heritage organizations throughout the city and sharing oral history collections city-wide and also to remote users outside DC.	09-30-2017
Deploy a mobile makerspace focusing on outreach to DC's under served neighborhoods.	DCPL will pilot a mobile maker space that will expand access to science, technology, engineering, arts, and math (STEAM) programming across the District, augmenting the work of The Labs at DCPL and reaching audiences beyond the central library. Once fully launched, the truck will focus on providing outreach to schools, participation at community events and festivals, and partnering with organizations in DC that can help the library connect with hard-to-reach audiences.	09-30-2017
NEIGHBORHOOD LIBRARIES (2 Strategic initiative-operation links)		
teen council	Following a successful pilot in FY16, DCPL will begin to launch a Teen Council in FY17. (This program will replace the Teens of Distinction program.) Participants will be branch-based and will advise DCPL on initiatives related to teen services, including programming, new technologies, and social media outreach. They will also be active participants in discussions on how teens use our tech spaces and other ways in which the Library can remain relevant to the age group. Implementation will be completed in FY18 (pending additional resource allocations).	09-30-2017

mobile wi-fi hotspot lending program	In order to provide District residents home access to the internet in neighborhoods where internet adoption is the lowest, DCPL will continue to pilot a mobile Wi-Fi initiative in 2017. Participants will be able to check out a mobile wifi device and a computer to use at home, allowing them to develop workforce skills, apply for jobs, and complete homework outside the classroom. Participants will be encouraged to use the library's electronic offerings and online services. DCPL will closely monitor and evaluate the success of the program, including both the use of the equipment and the logistical feasibility of implementation, to determine the potential of expanding the program in future years.	09-30-2017
PUBLIC SERVICE TECHNOLOGY (1 Strategic Initiative-Operation Link)		
Complete a system-wide branch technology and internet utilization and demand audit.	Across all locations, DCPL offers 1,000 public access computers and our publicly available wireless access points connect a rapidly growing number of devices to the library's wireless network. Users are also able to print, scan, and copy documents on publicly available devices. In FY2017, a system-wide technology and internet utilization and demand audit will be conducted to compare current offerings with community needs. Gaps between the current offerings and community demand at every branch will be analyzed for the purpose of right-sizing technology and internet infrastructure in all libraries.	09-30-2017

Created on Dec. 15, 2015 at 4:14 PM (EST). Last updated by [Fowler-Finn, MeghanMarie \(OSSE\)](#) on Dec. 18, 2015 2:29 PM at 2:29 PM (EST). Owned by [Fowler-Finn, MeghanMarie \(OSSE\)](#).

General Questions

Question Number 65

Provide the following budget information for DCPL, including the approved budget, revised budget, and expenditures, for FY16 and to date in FY17:

- At the agency level, provide the information broken out by source of funds and by Comptroller Source Group and Comptroller Object;
- At the program level, provide the information broken out by source of funds and by Comptroller Source Group and Comptroller Object.
- At the activity level, provide the information broken out by source of funds and by Comptroller Source Group.

- At the agency level, provide the information broken out by source of funds and by Comptroller Source Group and Comptroller Object:

FY 2016 by Agency

Approp Fund	GAAP Category1	Comp Source Group	Comp Object	FY16 Approved Budget	FY16 Revised Budget	FY16 Year End Expenditures
0100 LOCAL FUND	01 PERSONNEL SERVICES	0011 REGULAR PAY - CONT FULL TIME	0111 CONTINUING FULL TIME	26,880,517.59	27,141,517.59	30,685,331.25
		0011 REGULAR PAY - CONT FULL TIME Total		26,880,517.59	27,141,517.59	30,685,331.25
		0012 REGULAR PAY - OTHER	0121 TEMPORARY FULL-TIME	166,543.79	138,543.79	17,770.21
			0122 CONTINUING PART-TIME	644,876.03	644,876.03	949,159.11
			0123 TEMPORARY PART-TIME	442,384.41	350,247.80	0.00
			0124 WHEN ACTUALLY EMPLOYED - WAE	0.00	0.00	285,566.81
			0125 TERM FULL-TIME	3,732,861.81	3,184,998.42	522,817.13
			0126 TERM PART-TIME	892,650.14	892,650.14	79,558.32
		0012 REGULAR PAY - OTHER Total		5,879,316.18	5,211,316.18	1,854,871.58
		0013 ADDITIONAL GROSS PAY	0128 ADDITIONAL INCOME ALLOWANCE	25,000.00	25,000.00	20,109.91
			0131 SHIFT DIFFERENTIAL	325,709.00	325,709.00	322,632.39
			0134 TERMINAL LEAVE	104,000.00	104,000.00	137,124.07
			0135 HOLIDAY PAY	17,160.00	17,160.00	19,122.71
			0136 SUNDAY PAY	389,861.00	389,861.00	226,060.94
			0138 BONUS PAY	0.00	0.00	(9,210.00)
			0139 RETRO PAY	0.00	0.00	52,956.28
			0172 EARLY OUT INCENTIVE PAY	0.00	0.00	288,990.00
			0174 SEVERANCE PAY	51,000.00	51,000.00	31,303.00
		0013 ADDITIONAL GROSS PAY Total		912,730.00	912,730.00	1,089,089.30
		0014 FRINGE BENEFITS - CURR PERSONNEL	0141 GROUP LIFE INSURANCE	0.00	0.00	19,839.59
			0142 HEALTH BENEFITS	0.00	0.00	3,646,525.92
			0147 MISC FRINGE BENEFITS	7,862,359.71	7,869,359.71	0.00
			0148 RETIREMENT CONTRIBUTION - FICA	0.00	0.00	1,789,501.74
			0152 RETIREMENT CONTRIBUTION - CIVIL SERVICE	0.00	0.00	212,565.84
			0154 OPTICAL PLAN	0.00	0.00	34,407.75
			0155 DENTAL PLAN	0.00	0.00	120,894.10
			0157 PREPAID LEGAL	0.00	0.00	49,621.83
			0158 MEDICARE CONTRIBUTION	0.00	0.00	439,523.96
			0159 RETIREMENT	0.00	0.00	1,358,156.54
			0160 DC METRO BENEFITS	0.00	0.00	49,442.28
			0161 DC HEALTH BENEFIT FEES	0.00	0.00	162,151.71
		0014 FRINGE BENEFITS - CURR PERSONNEL Total		7,862,359.71	7,869,359.71	7,882,631.26
		0015 OVERTIME PAY	0133 OVERTIME PAY	437,250.00	437,250.00	254,879.25
		0015 OVERTIME PAY Total		437,250.00	437,250.00	254,879.25
		01 PERSONNEL SERVICES Total		41,972,173.48	41,572,173.48	41,766,802.64
	02 NON-PERSONNEL SERVICES	0020 SUPPLIES AND MATERIALS	0201 OFFICE SUPPLIES	33,387.00	30,804.00	9,589.85
			0204 EDUCATIONAL	354,147.00	40,285.00	18,434.15
			0207 CLOTHING AND UNIFORMS	30,000.00	30,000.00	16,429.22
			0209 FOOD PROVISIONS	7,500.00	7,500.00	7,796.99
			0210 GENERAL	452,102.00	336,919.15	356,905.31
			0213 SECURITY SUPPLIES	0.00	0.00	10,586.00
			0219 IT SUPPLIES	0.00	0.00	9,832.31
		0020 SUPPLIES AND MATERIALS Total		877,136.00	445,508.15	429,573.83
		0030 ENERGY, COMM. AND BLDG RENTALS	0300 BUDGET ONLY - ENERGY, BLDG RENT	0.00	0.00	0.00
			0302 FUEL - HEATING	0.00	0.00	0.00
			0304 GAS	0.00	0.00	0.00
			0305 ELECTRICITY	0.00	0.00	0.00
			0306 STEAM	0.00	0.00	0.00
			0307 WATER	0.00	0.00	0.00
		0030 ENERGY, COMM. AND BLDG RENTALS Total		0.00	0.00	0.00
		0031 TELEPHONE, TELEGRAPH, TELEGRAM, ETC	0308 TELEPHONE, TELETYPE, TELEGRAM, ETC	50,000.00	81,434.01	51,399.90
		0031 TELEPHONE, TELEGRAPH, TELEGRAM, ETC Total		50,000.00	81,434.01	51,399.90
		0032 RENTALS - LAND AND STRUCTURES	0309 RENTALS - LAND AND STRUCTURES	356,425.00	36,000.00	34,436.47
		0032 RENTALS - LAND AND STRUCTURES Total		356,425.00	36,000.00	34,436.47
		0040 OTHER SERVICES AND CHARGES	0400 BUDGET ONLY - OTHER SERV CHARGES	0.00	0.00	0.00
			0401 TRAVEL - LOCAL	8,914.00	8,914.00	19.00
			0402 TRAVEL - OUT OF CITY	60,569.00	60,569.00	21,431.95
			0403 TRANS CHARGES - MATERIALS	0.00	0.00	300.00
			0404 MAINTENANCE AND REPAIRS - AUTO	118,622.32	118,622.32	107,984.09
			0405 MAINTENANCE AND REPAIRS - MACH	0.00	0.00	0.00
			0406 MAINTENANCE AND REPAIRS - LAND, BUILDING	502,900.00	502,900.00	84,974.86
			0408 PROF SERVICE FEES AND CONTR	5,172,862.00	5,810,536.28	5,898,606.41
			0410 OFFICE SUPPORT	0.00	0.00	0.00
			0411 PRINTING, DUPLICATING, ETC	58,432.00	68,992.00	9,415.00
			0414 ADVERTISING	318,666.00	448,167.00	535,107.02
			0416 POSTAGE	0.00	10,000.00	44,473.18
			0419 TUITION FOR EMPLOYEE TRAINING	69,204.00	69,204.00	50,616.83
			0425 PAYMENT OF MEMBERSHIP DUES	27,740.00	27,740.00	19,625.00
			0441 IT HARDWARE MAINTENANCE	0.00	0.00	0.00
			0442 IT SOFTWARE MAINTENANCE	700.00	700.00	0.00
			0494 OCTO IT ASSESSMENT	193,949.66	193,949.66	114,674.00
		0040 OTHER SERVICES AND CHARGES Total		6,532,558.98	7,320,294.26	6,887,227.34
		0041 CONTRACTUAL SERVICES - OTHER	0409 CONTRACTUAL SERVICES - OTHER	10,094.00	240,094.00	706,432.68
			0459 CONTRACTUAL SERVICES - IT	663,526.54	661,351.54	185,633.95
		0041 CONTRACTUAL SERVICES - OTHER Total		673,620.54	901,445.54	892,066.63
		0070 EQUIPMENT & EQUIPMENT RENTAL	0701 PURCHASES - FURNITURE AND FIXTURES	148,580.00	148,580.00	65,086.73
			0702 PURCHASES - EQUIPMENT AND MACHINERY	2,027.00	2,027.00	24,000.00
			0704 PURCHASES - OTHER EQUIPMENT	167,401.00	146,839.00	301,204.47

			0706 RENTALS - MACHINERY AND EQUIPMENT	675,000.00	675,000.00	555,442.52
			0708 LIBRARY BOOKS	3,831,362.00	3,660,931.65	3,660,913.49
			0710 IT HARDWARE ACQUISITIONS	562,707.00	335,332.00	222,297.23
			0711 IT SOFTWARE ACQUISITIONS	77,556.00	77,556.00	183,576.46
		0070 EQUIPMENT & EQUIPMENT RENTAL Total		5,464,633.00	5,046,265.65	5,012,520.90
		0080 DEBT SERVICE	0800 BUDGET SERVICE - DEBT SERVICE	0.00	0.00	0.00
			0811 LEASE PAYMENTS	0.00	0.00	0.00
		0080 DEBT SERVICE Total		0.00	0.00	0.00
		02 NON-PERSONNEL SERVICES Total		13,954,373.52	13,830,947.61	13,307,225.07
0100 LOCAL FUND Total				55,926,547.00	55,403,121.09	55,074,027.71
0200 FEDERAL GRANT FUND	01 PERSONNEL SERVICES	0011 REGULAR PAY - CONT FULL TIME	0111 CONTINUING FULL TIME		0.00	22,585.66
		0011 REGULAR PAY - CONT FULL TIME Total			0.00	22,585.66
		0012 REGULAR PAY - OTHER	0121 TEMPORARY FULL-TIME	67,374.36	67,374.36	57,224.38
			0123 TEMPORARY PART-TIME	41,021.81	41,021.81	0.00
			0124 WHEN ACTUALLY EMPLOYED - WAE		0.00	7,780.00
			0125 TERM FULL-TIME	180,815.47	140,815.47	180,734.49
		0012 REGULAR PAY - OTHER Total		289,211.64	249,211.64	245,738.87
		0013 ADDITIONAL GROSS PAY	0131 SHIFT DIFFERENTIAL	2,000.00	2,000.00	1,359.02
		0013 ADDITIONAL GROSS PAY Total		2,000.00	2,000.00	1,359.02
		0014 FRINGE BENEFITS - CURR PERSONNEL	0141 GROUP LIFE INSURANCE	0.00	0.00	67.18
			0142 HEALTH BENEFITS	0.00	0.00	21,454.65
			0147 MISC FRINGE BENEFITS	69,410.79	51,410.79	0.00
			0148 RETIREMENT CONTRIBUTION - FICA	0.00	0.00	14,759.41
			0154 OPTICAL PLAN	0.00	0.00	184.02
			0155 DENTAL PLAN	0.00	0.00	611.44
			0157 PREPAID LEGAL	0.00	0.00	395.67
			0158 MEDICARE CONTRIBUTION	0.00	0.00	3,451.80
			0159 RETIREMENT	0.00	0.00	9,030.74
			0160 DC METRO BENEFITS	0.00	0.00	648.62
			0161 DC HEALTH BENEFIT FEES	0.00	0.00	1,058.00
		0014 FRINGE BENEFITS - CURR PERSONNEL Total		69,410.79	51,410.79	51,661.53
		01 PERSONNEL SERVICES Total		360,622.43	302,622.43	321,345.08
	02 NON-PERSONNEL SERVICES	0020 SUPPLIES AND MATERIALS	0210 GENERAL		8,825.00	8,792.42
		0020 SUPPLIES AND MATERIALS Total			8,825.00	8,792.42
		0040 OTHER SERVICES AND CHARGES	0402 TRAVEL - OUT OF CITY	5,000.00	5,000.00	82,268.18
			0408 PROF SERVICE FEES AND CONTR	286,942.57	496,610.57	336,714.56
			0414 ADVERTISING		0.00	7,999.60
			0418 IT TRAINING AND EDUCATION	5,000.00	5,000.00	0.00
			0419 TUITION FOR EMPLOYEE TRAINING		0.00	61,245.84
		0040 OTHER SERVICES AND CHARGES Total		296,942.57	506,610.57	488,228.18
		0070 EQUIPMENT & EQUIPMENT RENTAL	0702 PURCHASES - EQUIPMENT AND MACHINERY	95,000.00		
			0704 PURCHASES - OTHER EQUIPMENT	20,466.00	20,466.00	4,712.50
			0708 LIBRARY BOOKS	3,500.00	3,500.00	992.85
			0710 IT HARDWARE ACQUISITIONS	132,000.00	72,034.00	99,986.97
			0711 IT SOFTWARE ACQUISITIONS	10,000.00	10,000.00	0.00
		0070 EQUIPMENT & EQUIPMENT RENTAL Total		260,966.00	106,000.00	105,692.32
		02 NON-PERSONNEL SERVICES Total		557,908.57	621,435.57	602,712.92
0200 FEDERAL GRANT FUND Total				918,531.00	924,058.00	924,058.00
0600 SPECIAL PURPOSE REVENUE	02 NON-PERSONNEL SERVICES	0020 SUPPLIES AND MATERIALS	0204 EDUCATIONAL	0.03	0.03	0.00
			0210 GENERAL	5,000.00	5,000.00	0.00
		0020 SUPPLIES AND MATERIALS Total		5,000.03	5,000.03	0.00
		0040 OTHER SERVICES AND CHARGES	0408 PROF SERVICE FEES AND CONTR		92,025.00	92,025.00
		0040 OTHER SERVICES AND CHARGES Total			92,025.00	92,025.00
		0041 CONTRACTUAL SERVICES - OTHER	0409 CONTRACTUAL SERVICES - OTHER	0.00	0.00	0.00
			0459 CONTRACTUAL SERVICES - IT	380,000.00	380,000.00	376,379.09
		0041 CONTRACTUAL SERVICES - OTHER Total		380,000.00	380,000.00	376,379.09
		0070 EQUIPMENT & EQUIPMENT RENTAL	0700 BUDGET ONLY - EQUIP AND RENTAL	0.00	0.00	0.00
			0704 PURCHASES - OTHER EQUIPMENT	5,000.00	5,000.00	0.00
			0708 LIBRARY BOOKS		10,031.18	10,031.18
			0710 IT HARDWARE ACQUISITIONS	150,000.00	47,943.82	0.00
		0070 EQUIPMENT & EQUIPMENT RENTAL Total		155,000.00	62,975.00	10,031.18
		02 NON-PERSONNEL SERVICES Total		540,000.03	540,000.03	478,435.27
0600 SPECIAL PURPOSE REVENUE FUNDS (O'TYPE) Total				540,000.03	540,000.03	478,435.27
0700 OPERATING INTRA-	01 PERSONNEL	0015 OVERTIME PAY	0133 OVERTIME PAY		13,256.25	13,256.25
		0015 OVERTIME PAY Total			13,256.25	13,256.25
	01 PERSONNEL SERVICES Total				13,256.25	13,256.25
	02 NON-PERSONNEL SERVICES	0040 OTHER SERVICES AND CHARGES	0408 PROF SERVICE FEES AND CONTR	17,300.00	16,938.30	16,938.30
			0410 OFFICE SUPPORT	0.00	0.00	0.00
		0040 OTHER SERVICES AND CHARGES Total		17,300.00	16,938.30	16,938.30
	02 NON-PERSONNEL SERVICES Total			17,300.00	16,938.30	16,938.30
0700 OPERATING INTRA-DISTRICT FUNDS Total				17,300.00	30,194.55	30,194.55
Grand Total				57,402,378.03	56,897,373.67	56,506,715.53

Provide the following budget information for DCPL, including the approved budget, revised budget, and expenditures, for FY16 and to date in FY17:
- At the program level, provide the information broken out by source of funds and by Comptroller Source Group and Comptroller Object.

FY 2016 by Program

Program Code	Approp Fund	GAAP Category1	Comp Source Group	Comp Object	FY16 Approved Budget	FY16 Revised Budget	FY16 Year End Expenditures
1000 AGENCY MANGEMENT PROGRAM	0100 LOCAL FUND	01 PERSONNEL SERVICES	0011 REGULAR PAY - CONT FULL TIME	0111 CONTINUING FULL TIME	3,489,272.62	3,489,272.62	4,189,565.93
			0011 REGULAR PAY - CONT FULL TIME Total		3,489,272.62	3,489,272.62	4,189,565.93
			0012 REGULAR PAY - OTHER	0121 TEMPORARY FULL-TIME	48,375.39	20,375.39	0.00
				0123 TEMPORARY PART-TIME	22,077.02	22,077.02	0.00
				0124 WHEN ACTUALLY EMPLOYED - WAE	0.00	0.00	7,463.26
				0125 TERM FULL-TIME	829,803.81	823,303.81	236,255.91
				0126 TERM PART-TIME	26,707.49	26,707.49	0.00
			0012 REGULAR PAY - OTHER Total		926,963.71	892,463.71	243,719.17
			0013 ADDITIONAL GROSS PAY	0128 ADDITIONAL INCOME ALLOWANCE	25,000.00	25,000.00	20,109.91
				0131 SHIFT DIFFERENTIAL	0.00	0.00	2,099.50
				0134 TERMINAL LEAVE	0.00	0.00	1,279.33
				0135 HOLIDAY PAY	210.00	210.00	0.00
				0136 SUNDAY PAY	523.00	523.00	2,573.59
				0139 RETRO PAY	0.00	0.00	17,130.27
				0172 EARLY OUT INCENTIVE PAY	0.00	0.00	15,000.00
			0013 ADDITIONAL GROSS PAY Total		25,733.00	25,733.00	58,192.60
			0014 FRINGE BENEFITS - CURR PERSONNEL	0141 GROUP LIFE INSURANCE	0.00	0.00	3,035.43
				0142 HEALTH BENEFITS	0.00	0.00	398,076.55
				0147 MISC FRINGE BENEFITS	1,059,896.69	1,059,896.69	0.00
				0148 RETIREMENT CONTRIBUTION - FICA	0.00	0.00	220,066.22
				0152 RETIREMENT CONTRIBUTION - CIVIL SERVICE	0.00	0.00	36,107.43
				0154 OPTICAL PLAN	0.00	0.00	3,522.98
				0155 DENTAL PLAN	0.00	0.00	12,573.01
				0157 PREPAID LEGAL	0.00	0.00	1,554.63
				0158 MEDICARE CONTRIBUTION	0.00	0.00	55,500.45
				0159 RETIREMENT	0.00	0.00	182,957.09
				0160 DC METRO BENEFITS	0.00	0.00	960.38
				0161 DC HEALTH BENEFIT FEES	0.00	0.00	17,736.37
			0014 FRINGE BENEFITS - CURR PERSONNEL Total		1,059,896.69	1,059,896.69	932,090.54
			0015 OVERTIME PAY	0133 OVERTIME PAY	33,302.00	33,302.00	18,668.83
			0015 OVERTIME PAY Total		33,302.00	33,302.00	18,668.83
			01 PERSONNEL SERVICES Total		5,535,168.02	5,500,668.02	5,442,237.07
		02 NON-PERSONNEL SERVICES	0020 SUPPLIES AND MATERIALS	0201 OFFICE SUPPLIES	10,335.00	7,752.00	0.00
				0209 FOOD PROVISIONS	7,500.00	7,500.00	7,796.99
				0210 GENERAL	131,641.00	124,841.00	111,554.02
				0219 IT SUPPLIES	0.00	0.00	9,832.31
			0020 SUPPLIES AND MATERIALS Total		149,476.00	140,093.00	129,183.32
			0031 TELEPHONE, TELEGRAPH, TELEGRAM, ETC	0308 TELEPHONE, TELETYPE, TELEGRAM, ETC	50,000.00	81,434.01	33,488.97
			0031 TELEPHONE, TELEGRAPH, TELEGRAM, ETC Total		50,000.00	81,434.01	33,488.97
			0032 RENTALS - LAND AND STRUCTURES	0309 RENTALS - LAND AND STRUCTURES	356,425.00	36,000.00	34,436.47
			0032 RENTALS - LAND AND STRUCTURES Total		356,425.00	36,000.00	34,436.47
			0040 OTHER SERVICES AND CHARGES	0401 TRAVEL - LOCAL	8,914.00	8,914.00	0.00
				0402 TRAVEL - OUT OF CITY	57,749.00	57,749.00	14,328.07
				0404 MAINTENANCE AND REPAIRS - AUTO	118,622.32	118,622.32	107,984.09
				0406 MAINTENANCE AND REPAIRS - LAND, BUILDING	282,000.00	282,000.00	0.00
				0408 PROF SERVICE FEES AND CONTR	988,161.00	945,065.00	1,094,389.01
				0411 PRINTING, DUPLICATING, ETC	31,875.00	31,875.00	9,415.00
				0414 ADVERTISING	263,666.00	263,666.00	274,992.50
				0416 POSTAGE	0.00	0.00	33,000.00
				0419 TUITION FOR EMPLOYEE TRAINING	69,204.00	69,204.00	50,317.83
				0425 PAYMENT OF MEMBERSHIP DUES	240.00	240.00	0.00
				0441 IT HARDWARE MAINTENANCE	0.00	0.00	0.00
			0494 OCTO IT ASSESSMENT		193,949.66	193,949.66	114,674.00
			0040 OTHER SERVICES AND CHARGES Total		2,014,380.98	1,971,284.98	1,699,100.50
			0041 CONTRACTUAL SERVICES - OTHER	0409 CONTRACTUAL SERVICES - OTHER	7,494.00	7,494.00	37,480.68
				0459 CONTRACTUAL SERVICES - IT	227,174.54	224,999.54	185,633.95
			0041 CONTRACTUAL SERVICES - OTHER Total		234,668.54	232,493.54	223,114.63
			0070 EQUIPMENT & EQUIPMENT RENTAL	0704 PURCHASES - OTHER EQUIPMENT	31,696.00	51,465.00	95,090.36
				0710 IT HARDWARE ACQUISITIONS	150,000.00	152,625.00	81,920.75
				0711 IT SOFTWARE ACQUISITIONS	8,377.00	8,377.00	26,795.00
			0070 EQUIPMENT & EQUIPMENT RENTAL Total		190,073.00	212,467.00	203,806.11
			02 NON-PERSONNEL SERVICES Total		2,995,023.52	2,673,772.53	2,323,130.00
			0100 LOCAL FUND Total		8,530,191.54	8,174,440.55	7,765,367.07
	0700 OPERATING INTRA-DISTRICT	02 NON-PERSONNEL SERVICES	0040 OTHER SERVICES AND CHARGES	0408 PROF SERVICE FEES AND CONTR	0.00	0.00	0.00
				0410 OFFICE SUPPORT	0.00	0.00	0.00
			0040 OTHER SERVICES AND CHARGES Total		0.00	0.00	0.00
			02 NON-PERSONNEL SERVICES Total		0.00	0.00	0.00
			0700 OPERATING INTRA-DISTRICT FUNDS Total		0.00	0.00	0.00
			1000 AGENCY MANGEMENT PROGRAM Total		8,530,191.54	8,174,440.55	7,765,367.07
100F AGENCY FINANCIAL OPERATIONS	0100 LOCAL FUND	01 PERSONNEL SERVICES	0011 REGULAR PAY - CONT FULL TIME	0111 CONTINUING FULL TIME	677,626.21	677,626.21	639,626.56
			0011 REGULAR PAY - CONT FULL TIME Total		677,626.21	677,626.21	639,626.56
			0013 ADDITIONAL GROSS PAY	0134 TERMINAL LEAVE	0.00	0.00	3,461.56
				0174 SEVERANCE PAY	0.00	0.00	5,035.00
			0013 ADDITIONAL GROSS PAY Total		0.00	0.00	8,496.56
			0014 FRINGE BENEFITS - CURR PERSONNEL	0141 GROUP LIFE INSURANCE	0.00	0.00	718.84
				0142 HEALTH BENEFITS	0.00	0.00	77,039.17
				0147 MISC FRINGE BENEFITS	162,630.28	162,630.28	0.00
				0148 RETIREMENT CONTRIBUTION - FICA	0.00	0.00	22,003.83
				0152 RETIREMENT CONTRIBUTION - CIVIL SERVICE	0.00	0.00	18,421.12
				0154 OPTICAL PLAN	0.00	0.00	484.24
				0155 DENTAL PLAN	0.00	0.00	1,926.40
				0158 MEDICARE CONTRIBUTION	0.00	0.00	5,146.04
				0159 RETIREMENT	0.00	0.00	17,768.36
				0161 DC HEALTH BENEFIT FEES	0.00	0.00	2,809.99
			0014 FRINGE BENEFITS - CURR PERSONNEL Total		162,630.28	162,630.28	146,317.99
			0015 OVERTIME PAY	0133 OVERTIME PAY	330.00	330.00	1,263.82
			0015 OVERTIME PAY Total		330.00	330.00	1,263.82
			01 PERSONNEL SERVICES Total		840,586.49	840,586.49	795,704.93
		02 NON-PERSONNEL SERVICES	0020 SUPPLIES AND MATERIALS	0210 GENERAL	2,032.00	2,032.00	1,998.56
			0020 SUPPLIES AND MATERIALS Total		2,032.00	2,032.00	1,998.56
			0040 OTHER SERVICES AND CHARGES	0402 TRAVEL - OUT OF CITY	2,820.00	2,820.00	4,235.67

			0408 PROF SERVICE FEES AND CONTR	3,328.00	3,328.00	1,357.69
			0040 OTHER SERVICES AND CHARGES Total	6,148.00	6,148.00	5,593.36
			0041 CONTRACTUAL SERVICES - OTHER	2,600.00	2,600.00	2,600.00
			0041 CONTRACTUAL SERVICES - OTHER Total	2,600.00	2,600.00	2,600.00
			0070 EQUIPMENT & EQUIPMENT RENTAL	1,410.00	1,410.00	275.38
			0070 EQUIPMENT & EQUIPMENT RENTAL Total	1,410.00	1,410.00	275.38
			02 NON-PERSONNEL SERVICES Total	12,190.00	12,190.00	10,467.30
			0100 LOCAL FUND Total	852,776.49	852,776.49	806,172.23
100F AGENCY FINANCIAL OPERATIONS		Total		852,776.49	852,776.49	806,172.23
L200 CHIEF LIBRARIAN	0100 LOCAL FUND	01 PERSONNEL SERVICES	0011 REGULAR PAY - CONT FULL TIME	237,650.34	237,650.34	239,208.36
			0011 REGULAR PAY - CONT FULL TIME Total	237,650.34	237,650.34	239,208.36
			0013 ADDITIONAL GROSS PAY		0.00	1,767.61
			0013 ADDITIONAL GROSS PAY Total		0.00	1,767.61
			0014 FRINGE BENEFITS - CURR PERSONNEL			
			0141 GROUP LIFE INSURANCE	0.00	0.00	123.55
			0142 HEALTH BENEFITS	0.00	0.00	24,416.61
			0147 MISC FRINGE BENEFITS	57,036.08	64,036.08	0.00
			0148 RETIREMENT CONTRIBUTION - FICA	0.00	0.00	14,326.31
			0154 OPTICAL PLAN	0.00	0.00	130.79
			0155 DENTAL PLAN	0.00	0.00	432.65
			0158 MEDICARE CONTRIBUTION	0.00	0.00	3,350.52
			0159 RETIREMENT	0.00	0.00	11,960.60
			0161 DC HEALTH BENEFIT FEES	0.00	0.00	1,193.64
			0014 FRINGE BENEFITS - CURR PERSONNEL Total	57,036.08	64,036.08	55,934.67
			01 PERSONNEL SERVICES Total	294,686.42	301,686.42	296,910.64
		02 NON-PERSONNEL SERVICES	0020 SUPPLIES AND MATERIALS	3,094.00	2,094.00	2,092.88
			0020 SUPPLIES AND MATERIALS Total	3,094.00	2,094.00	2,092.88
			0040 OTHER SERVICES AND CHARGES			
			0408 PROF SERVICE FEES AND CONTR	71,107.00	46,107.00	33,282.00
			0414 ADVERTISING		0.00	6,000.00
			0425 PAYMENT OF MEMBERSHIP DUES	27,500.00	27,500.00	19,625.00
			0040 OTHER SERVICES AND CHARGES Total	98,607.00	73,607.00	58,907.00
			0070 EQUIPMENT & EQUIPMENT RENTAL	2,027.00	2,027.00	0.00
			0702 PURCHASES - EQUIPMENT AND MACHINERY	0.00	0.00	1,702.11
			0704 PURCHASES - OTHER EQUIPMENT			
			0070 EQUIPMENT & EQUIPMENT RENTAL Total	2,027.00	2,027.00	1,702.11
			02 NON-PERSONNEL SERVICES Total	103,728.00	77,728.00	62,701.99
			0100 LOCAL FUND Total	398,414.42	379,414.42	359,612.63
L200 CHIEF LIBRARIAN		Total		398,414.42	379,414.42	359,612.63
L300 LIBRARY SERVICES	0100 LOCAL FUND	01 PERSONNEL SERVICES	0011 REGULAR PAY - CONT FULL TIME	19,016,946.90	19,016,946.90	20,884,445.06
			0011 REGULAR PAY - CONT FULL TIME Total	19,016,946.90	19,016,946.90	20,884,445.06
			0012 REGULAR PAY - OTHER			
			0122 CONTINUING PART-TIME	624,138.15	624,138.15	860,643.96
			0123 TEMPORARY PART-TIME	223,160.08	131,023.47	0.00
			0124 WHEN ACTUALLY EMPLOYED - WAE	0.00	0.00	97,225.95
			0125 TERM FULL-TIME	1,843,237.86	1,301,874.47	286,526.95
			0126 TERM PART-TIME	865,942.65	865,942.65	79,558.32
			0012 REGULAR PAY - OTHER Total	3,556,478.74	2,922,978.74	1,323,955.18
			0013 ADDITIONAL GROSS PAY			
			0131 SHIFT DIFFERENTIAL	265,578.00	265,578.00	236,705.83
			0134 TERMINAL LEAVE	104,000.00	104,000.00	99,860.31
			0135 HOLIDAY PAY	2,000.00	2,000.00	736.26
			0136 SUNDAY PAY	305,412.00	305,412.00	155,713.40
			0138 BONUS PAY		0.00	(9,210.00)
			0139 RETRO PAY		0.00	28,417.04
			0172 EARLY OUT INCENTIVE PAY		0.00	227,347.00
			0174 SEVERANCE PAY	51,000.00	51,000.00	26,268.00
			0013 ADDITIONAL GROSS PAY Total	727,990.00	727,990.00	765,837.84
			0014 FRINGE BENEFITS - CURR PERSONNEL			
			0141 GROUP LIFE INSURANCE	0.00	0.00	13,232.79
			0142 HEALTH BENEFITS	0.00	0.00	2,480,111.65
			0147 MISC FRINGE BENEFITS	5,417,622.04	5,417,622.04	0.00
			0148 RETIREMENT CONTRIBUTION - FICA	0.00	0.00	1,239,472.78
			0152 RETIREMENT CONTRIBUTION - CIVIL SERVICE	0.00	0.00	126,362.39
			0154 OPTICAL PLAN	0.00	0.00	24,694.78
			0155 DENTAL PLAN	0.00	0.00	85,887.46
			0157 PREPAID LEGAL	0.00	0.00	40,907.51
			0158 MEDICARE CONTRIBUTION	0.00	0.00	303,326.00
			0159 RETIREMENT	0.00	0.00	951,832.18
			0160 DC METRO BENEFITS	0.00	0.00	43,639.13
			0161 DC HEALTH BENEFIT FEES	0.00	0.00	113,547.26
			0014 FRINGE BENEFITS - CURR PERSONNEL Total	5,417,622.04	5,417,622.04	5,423,013.93
			0015 OVERTIME PAY			
			0133 OVERTIME PAY	27,812.00	27,812.00	36,490.42
			0015 OVERTIME PAY Total	27,812.00	27,812.00	36,490.42
			01 PERSONNEL SERVICES Total	28,746,849.68	28,113,349.68	28,433,742.43
		02 NON-PERSONNEL SERVICES	0020 SUPPLIES AND MATERIALS	23,052.00	23,052.00	9,589.85
			0204 EDUCATIONAL	354,147.00	40,285.00	18,434.15
			0210 GENERAL	87,109.00	86,609.00	120,375.74
			0020 SUPPLIES AND MATERIALS Total	464,308.00	149,946.00	148,399.74
			0031 TELEPHONE, TELEGRAPH, TELEGRAM, ETC		0.00	3,598.80
			0031 TELEPHONE, TELEGRAPH, TELEGRAM, ETC Total		0.00	3,598.80
			0040 OTHER SERVICES AND CHARGES			
			0402 TRAVEL - OUT OF CITY		0.00	2,868.21
			0403 TRANS CHARGES - MATERIALS		0.00	300.00
			0406 MAINTENANCE AND REPAIRS - LAND, BUILDING	0.00		
			0408 PROF SERVICE FEES AND CONTR	839,265.00	849,978.50	722,955.31
			0411 PRINTING, DUPLICATING, ETC	26,557.00	37,117.00	0.00
			0414 ADVERTISING	55,000.00	184,501.00	254,114.52
			0416 POSTAGE		10,000.00	0.00
			0419 TUITION FOR EMPLOYEE TRAINING		0.00	299.00
			0442 IT SOFTWARE MAINTENANCE	700.00	700.00	0.00
			0040 OTHER SERVICES AND CHARGES Total	921,522.00	1,082,296.50	980,537.04
			0070 EQUIPMENT & EQUIPMENT RENTAL			
			0701 PURCHASES - FURNITURE AND FIXTURES	148,580.00	148,580.00	65,086.73
			0702 PURCHASES - EQUIPMENT AND MACHINERY		0.00	24,000.00
			0704 PURCHASES - OTHER EQUIPMENT	50,735.00	50,735.00	164,441.76
			0708 LIBRARY BOOKS	3,831,362.00	3,660,931.65	3,660,913.49
			0710 IT HARDWARE ACQUISITIONS	137,707.00	137,707.00	69,296.60
			0070 EQUIPMENT & EQUIPMENT RENTAL Total	4,168,384.00	3,997,953.65	3,983,738.58
			02 NON-PERSONNEL SERVICES Total	5,554,214.00	5,230,196.15	5,116,274.16
			0100 LOCAL FUND Total	34,301,063.68	33,343,545.83	33,550,016.59
	0200 FEDERAL GRANT FUND	01 PERSONNEL SERVICES	0011 REGULAR PAY - CONT FULL TIME		0.00	22,585.66
			0011 REGULAR PAY - CONT FULL TIME Total		0.00	22,585.66
			0012 REGULAR PAY - OTHER			
			0121 TEMPORARY FULL-TIME	67,374.36	67,374.36	57,224.38
			0123 TEMPORARY PART-TIME	41,021.81	41,021.81	0.00

			0124 WHEN ACTUALLY EMPLOYED - WAE			0.00	7,780.00
			0125 TERM FULL-TIME		180,815.47	140,815.47	180,734.49
			0012 REGULAR PAY - OTHER Total		289,211.64	249,211.64	245,738.87
			0013 ADDITIONAL GROSS PAY	0131 SHIFT DIFFERENTIAL	2,000.00	2,000.00	1,359.02
			0013 ADDITIONAL GROSS PAY Total		2,000.00	2,000.00	1,359.02
		0014 FRINGE BENEFITS - CURR PERSONNEL	0141 GROUP LIFE INSURANCE		0.00	0.00	67.18
			0142 HEALTH BENEFITS		0.00	0.00	21,454.65
			0147 MISC FRINGE BENEFITS		69,410.79	51,410.79	0.00
			0148 RETIREMENT CONTRIBUTION - FICA		0.00	0.00	14,759.41
			0154 OPTICAL PLAN		0.00	0.00	184.02
			0155 DENTAL PLAN		0.00	0.00	611.44
			0157 PREPAID LEGAL		0.00	0.00	395.67
			0158 MEDICARE CONTRIBUTION		0.00	0.00	3,451.80
			0159 RETIREMENT		0.00	0.00	9,030.74
			0160 DC METRO BENEFITS		0.00	0.00	648.62
			0161 DC HEALTH BENEFIT FEES		0.00	0.00	1,058.00
			0014 FRINGE BENEFITS - CURR PERSONNEL Total		69,410.79	51,410.79	51,661.53
		01 PERSONNEL SERVICES Total			360,622.43	302,622.43	321,345.08
	02 NON-PERSONNEL SERVICES	0020 SUPPLIES AND MATERIALS	0210 GENERAL			8,825.00	8,792.42
		0020 SUPPLIES AND MATERIALS Total				8,825.00	8,792.42
		0040 OTHER SERVICES AND CHARGES	0402 TRAVEL - OUT OF CITY		5,000.00	5,000.00	82,268.18
			0408 PROF SERVICE FEES AND CONTR		286,942.57	496,610.57	336,714.56
			0414 ADVERTISING			0.00	7,999.60
			0418 IT TRAINING AND EDUCATION		5,000.00	5,000.00	0.00
			0419 TUITION FOR EMPLOYEE TRAINING			0.00	61,245.84
		0040 OTHER SERVICES AND CHARGES Total			296,942.57	506,610.57	488,228.18
		0070 EQUIPMENT & EQUIPMENT RENTAL	0702 PURCHASES - EQUIPMENT AND MACHINERY		95,000.00		
			0704 PURCHASES - OTHER EQUIPMENT		20,466.00	20,466.00	4,712.50
			0708 LIBRARY BOOKS		3,500.00	3,500.00	992.85
			0710 IT HARDWARE ACQUISITIONS		132,000.00	72,034.00	99,986.97
			0711 IT SOFTWARE ACQUISITIONS		10,000.00	10,000.00	0.00
		0070 EQUIPMENT & EQUIPMENT RENTAL Total			260,966.00	106,000.00	105,692.32
		02 NON-PERSONNEL SERVICES Total			557,908.57	621,435.57	602,712.92
		0200 FEDERAL GRANT FUND Total			918,531.00	924,058.00	924,058.00
	0600 SPECIAL PURPOSE REVENUE	02 NON-PERSONNEL SERVICES	0020 SUPPLIES AND MATERIALS	0210 GENERAL	5,000.00	5,000.00	0.00
			0020 SUPPLIES AND MATERIALS Total		5,000.00	5,000.00	0.00
			0070 EQUIPMENT & EQUIPMENT RENTAL	0704 PURCHASES - OTHER EQUIPMENT	5,000.00	5,000.00	0.00
			0070 EQUIPMENT & EQUIPMENT RENTAL Total		5,000.00	5,000.00	0.00
		02 NON-PERSONNEL SERVICES Total			10,000.00	10,000.00	0.00
		0600 SPECIAL PURPOSE REVENUE FUNDS (O'TYPE) Total			10,000.00	10,000.00	0.00
	0700 OPERATING INTRA-DISTRICT	02 NON-PERSONNEL SERVICES	0040 OTHER SERVICES AND CHARGES	0408 PROF SERVICE FEES AND CONTR	17,300.00	16,938.30	16,938.30
			0040 OTHER SERVICES AND CHARGES Total		17,300.00	16,938.30	16,938.30
		02 NON-PERSONNEL SERVICES Total			17,300.00	16,938.30	16,938.30
		0700 OPERATING INTRA-DISTRICT FUNDS Total			17,300.00	16,938.30	16,938.30
	L300 LIBRARY SERVICES	Total			35,246,894.68	34,294,542.13	34,491,012.89
	L400 BUSINESS OPERATIONS	0100 LOCAL FUND	01 PERSONNEL SERVICES	0111 CONTINUING FULL TIME	3,459,021.52	3,720,021.52	4,732,485.34
			0011 REGULAR PAY - CONT FULL TIME		3,459,021.52	3,720,021.52	4,732,485.34
			0012 REGULAR PAY - OTHER	0121 TEMPORARY FULL-TIME	118,168.40	118,168.40	17,770.21
				0122 CONTINUING PART-TIME	20,737.88	20,737.88	88,515.15
				0123 TEMPORARY PART-TIME	197,147.31	197,147.31	0.00
				0124 WHEN ACTUALLY EMPLOYED - WAE	0.00	0.00	180,877.60
				0125 TERM FULL-TIME	1,059,820.14	1,059,820.14	34.27
			0012 REGULAR PAY - OTHER Total		1,395,873.73	1,395,873.73	287,197.23
		0013 ADDITIONAL GROSS PAY	0131 SHIFT DIFFERENTIAL		60,131.00	60,131.00	83,827.06
			0134 TERMINAL LEAVE		0.00	0.00	32,522.87
			0135 HOLIDAY PAY		14,950.00	14,950.00	18,386.45
			0136 SUNDAY PAY		83,926.00	83,926.00	67,773.95
			0139 RETRO PAY			0.00	5,641.36
			0172 EARLY OUT INCENTIVE PAY			0.00	46,643.00
		0013 ADDITIONAL GROSS PAY Total			159,007.00	159,007.00	254,794.69
		0014 FRINGE BENEFITS - CURR PERSONNEL	0141 GROUP LIFE INSURANCE		0.00	0.00	2,728.98
			0142 HEALTH BENEFITS		0.00	0.00	666,881.94
			0147 MISC FRINGE BENEFITS		1,165,174.62	1,165,174.62	0.00
			0148 RETIREMENT CONTRIBUTION - FICA		0.00	0.00	293,632.60
			0152 RETIREMENT CONTRIBUTION - CIVIL SERVICE		0.00	0.00	31,674.90
			0154 OPTICAL PLAN		0.00	0.00	5,574.96
			0155 DENTAL PLAN		0.00	0.00	20,074.58
			0157 PREPAID LEGAL		0.00	0.00	7,159.69
			0158 MEDICARE CONTRIBUTION		0.00	0.00	72,200.95
			0159 RETIREMENT		0.00	0.00	193,638.31
			0160 DC METRO BENEFITS		0.00	0.00	4,842.77
			0161 DC HEALTH BENEFIT FEES		0.00	0.00	26,864.45
		0014 FRINGE BENEFITS - CURR PERSONNEL Total			1,165,174.62	1,165,174.62	1,325,274.13
		0015 OVERTIME PAY	0133 OVERTIME PAY		375,806.00	375,806.00	198,456.18
		0015 OVERTIME PAY Total			375,806.00	375,806.00	198,456.18
		01 PERSONNEL SERVICES Total			6,554,882.87	6,815,882.87	6,798,207.57
		02 NON-PERSONNEL SERVICES	0020 SUPPLIES AND MATERIALS	0207 CLOTHING AND UNIFORMS	30,000.00	30,000.00	16,429.22
				0210 GENERAL	228,226.00	121,343.15	120,884.11
				0213 SECURITY SUPPLIES		0.00	10,586.00
		0020 SUPPLIES AND MATERIALS Total			258,226.00	151,343.15	147,899.33
		0031 TELEPHONE, TELEGRAPH, TELEGRAM, ETC	0308 TELEPHONE, TELETYPE, TELEGRAM, ETC			0.00	14,312.13
		0031 TELEPHONE, TELEGRAPH, TELEGRAM, ETC Total				0.00	14,312.13
		0040 OTHER SERVICES AND CHARGES	0401 TRAVEL - LOCAL			0.00	19.00
			0406 MAINTENANCE AND REPAIRS - LAND, BUILDING		220,900.00	220,900.00	84,974.86
			0408 PROF SERVICE FEES AND CONTR		3,271,001.00	3,966,057.78	4,046,622.40
			0416 POSTAGE		0.00	0.00	11,473.18
		0040 OTHER SERVICES AND CHARGES Total			3,491,901.00	4,186,957.78	4,143,089.44
		0041 CONTRACTUAL SERVICES - OTHER	0409 CONTRACTUAL SERVICES - OTHER		0.00	230,000.00	666,352.00
			0459 CONTRACTUAL SERVICES - IT		436,352.00	436,352.00	0.00
		0041 CONTRACTUAL SERVICES - OTHER Total			436,352.00	666,352.00	666,352.00
		0070 EQUIPMENT & EQUIPMENT RENTAL	0704 PURCHASES - OTHER EQUIPMENT		83,560.00	43,229.00	39,694.86
			0706 RENTALS - MACHINERY AND EQUIPMENT		675,000.00	675,000.00	555,442.52
			0710 IT HARDWARE ACQUISITIONS		275,000.00	45,000.00	71,079.88
			0711 IT SOFTWARE ACQUISITIONS		69,179.00	69,179.00	156,781.46
		0070 EQUIPMENT & EQUIPMENT RENTAL Total			1,102,739.00	832,408.00	822,998.72
		02 NON-PERSONNEL SERVICES Total			5,289,218.00	5,837,060.93	5,794,651.62
		0100 LOCAL FUND Total			11,844,100.87	12,652,943.80	12,592,859.19
	0600 SPECIAL	02 NON-PERSONNEL SERVICES	0020 SUPPLIES AND MATERIALS	0204 EDUCATIONAL	0.03	0.03	0.00

	PURPOSE REVENUE	PERSONNEL SERVICES	0020 SUPPLIES AND MATERIALS Total			0.03	0.03	0.00	
			0040 OTHER SERVICES AND CHARGES		0408 PROF SERVICE FEES AND CONTR		92,025.00	92,025.00	
			0040 OTHER SERVICES AND CHARGES Total				92,025.00	92,025.00	
			0041 CONTRACTUAL SERVICES - OTHER		0459 CONTRACTUAL SERVICES - IT	380,000.00	380,000.00	376,379.09	
			0041 CONTRACTUAL SERVICES - OTHER Total			380,000.00	380,000.00	376,379.09	
			0070 EQUIPMENT & EQUIPMENT RENTAL		0708 LIBRARY BOOKS		10,031.18	10,031.18	
					0710 IT HARDWARE ACQUISITIONS	150,000.00	47,943.82	0.00	
		0070 EQUIPMENT & EQUIPMENT RENTAL Total			150,000.00	57,975.00	10,031.18		
		02 NON-PERSONNEL SERVICES Total			530,000.03	530,000.03	478,435.27		
		0600 SPECIAL PURPOSE REVENUE FUNDS (O'TYPE) Total			530,000.03	530,000.03	478,435.27		
	OPERATING INTRA-DISTRICT	0700	01 PERSONNEL S	0015 OVERTIME PAY		0133 OVERTIME PAY		13,256.25	13,256.25
				0015 OVERTIME PAY Total				13,256.25	13,256.25
			01 PERSONNEL SERVICES Total				13,256.25	13,256.25	
		0700 OPERATING INTRA-DISTRICT FUNDS Total					13,256.25	13,256.25	
L400 BUSINESS OPERATIONS		Total			12,374,100.90	13,196,200.08	13,084,550.71		
Grand Total					57,402,378.03	56,897,373.67	56,506,715.53		

Provide the following budget information for DCPL, including the approved budget, revised budget, and expenditures, for FY16 and to date in FY17:
- At the activity level, provide the information broken out by source of funds and by Comptroller Source Group.

FY 2016 by Activity

Activity Code	Program Code	Approp Fund	GAAP Category1	Comp Source Group	Comp Object	FY16 Approved Budget	FY16 Revised Budget	FY16 Year End Expenditures
1010 PERSONNEL	1000 AGENCY MANGEMENT PROGRAM	0100 LOCAL FUND	01 PERSONNEL SERVICES	0011 REGULAR PAY - CONT FULL TIME	0111 CONTINUING FULL TIME	442,296.37	442,296.37	593,464.50
				0011 REGULAR PAY - CONT FULL TIME Total		442,296.37	442,296.37	593,464.50
				0012 REGULAR PAY - OTHER	0123 TEMPORARY PART-TIME	22,077.02	22,077.02	0.00
					0124 WHEN ACTUALLY EMPLOYED - WAE	0.00	0.00	3,874.52
					0125 TERM FULL-TIME	85,794.35	85,794.35	44,745.96
					0126 TERM PART-TIME	26,707.49	26,707.49	0.00
				0012 REGULAR PAY - OTHER Total		134,578.86	134,578.86	48,620.48
				0013 ADDITIONAL GROSS PAY	0139 RETRO PAY		0.00	2,820.93
				0013 ADDITIONAL GROSS PAY Total			0.00	2,820.93
				0014 FRINGE BENEFITS - CURR PERSONNEL	0141 GROUP LIFE INSURANCE	0.00	0.00	412.48
					0142 HEALTH BENEFITS	0.00	0.00	51,543.81
					0147 MISC FRINGE BENEFITS	138,450.05	138,450.05	0.00
					0148 RETIREMENT CONTRIBUTION - FICA	0.00	0.00	32,189.06
					0152 RETIREMENT CONTRIBUTION - CIVIL SERVICE	0.00	0.00	3,677.69
					0154 OPTICAL PLAN	0.00	0.00	517.50
					0155 DENTAL PLAN	0.00	0.00	1,876.49
					0158 MEDICARE CONTRIBUTION	0.00	0.00	8,157.69
					0159 RETIREMENT	0.00	0.00	24,135.69
					0161 DC HEALTH BENEFIT FEES	0.00	0.00	2,026.82
				0014 FRINGE BENEFITS - CURR PERSONNEL Total		138,450.05	138,450.05	124,537.23
				0015 OVERTIME PAY	0133 OVERTIME PAY	1,727.00	1,727.00	0.00
				0015 OVERTIME PAY Total		1,727.00	1,727.00	0.00
				01 PERSONNEL SERVICES Total		717,052.28	717,052.28	769,443.14
			02 NON-PERSONNEL SERVICES	0020 SUPPLIES AND MATERIALS	0201 OFFICE SUPPLIES	10,335.00	7,752.00	0.00
					0210 GENERAL	0.00	0.00	6,231.09
				0020 SUPPLIES AND MATERIALS Total		10,335.00	7,752.00	6,231.09
				0040 OTHER SERVICES AND CHARGES	0401 TRAVEL - LOCAL	503.00	503.00	0.00
					0402 TRAVEL - OUT OF CITY	5,364.00	5,364.00	0.00
					0408 PROF SERVICE FEES AND CONTR	838.00	838.00	3,488.33
					0414 ADVERTISING	9,050.00	9,050.00	6,327.60
				0040 OTHER SERVICES AND CHARGES Total		15,755.00	15,755.00	9,815.93
				0041 CONTRACTUAL SERVICES - OTHER	0409 CONTRACTUAL SERVICES - OTHER	7,494.00	7,494.00	0.00
				0041 CONTRACTUAL SERVICES - OTHER Total		7,494.00	7,494.00	0.00
				0070 EQUIPMENT & EQUIPMENT RENTAL	0704 PURCHASES - OTHER EQUIPMENT	2,413.00	2,413.00	2,144.99
				0070 EQUIPMENT & EQUIPMENT RENTAL Total		2,413.00	2,413.00	2,144.99
				02 NON-PERSONNEL SERVICES Total		35,997.00	33,414.00	18,192.01
			0100 LOCAL FUND Total			753,049.28	750,466.28	787,635.15
			1000 AGENCY MANGEMENT PROGRAM Total			753,049.28	750,466.28	787,635.15
1015 TRAINING & EMPLOYEE DEVELOPMENT	1000 AGENCY MANGEMENT PROGRAM	0100 LOCAL FUND	01 PERSONNEL SERVICES	0011 REGULAR PAY - CONT FULL TIME	0111 CONTINUING FULL TIME	116,106.75	116,106.75	97,605.23
				0011 REGULAR PAY - CONT FULL TIME Total		116,106.75	116,106.75	97,605.23
				0013 ADDITIONAL GROSS PAY	0139 RETRO PAY		0.00	999.10
				0013 ADDITIONAL GROSS PAY Total			0.00	999.10
				0014 FRINGE BENEFITS - CURR PERSONNEL	0141 GROUP LIFE INSURANCE	0.00	0.00	51.85
					0142 HEALTH BENEFITS	0.00	0.00	15,842.00
					0147 MISC FRINGE BENEFITS	27,865.62	27,865.62	0.00
					0148 RETIREMENT CONTRIBUTION - FICA	0.00	0.00	5,796.54
					0154 OPTICAL PLAN	0.00	0.00	80.74
					0155 DENTAL PLAN	0.00	0.00	328.99
					0158 MEDICARE CONTRIBUTION	0.00	0.00	1,355.64
					0159 RETIREMENT	0.00	0.00	4,880.24
					0161 DC HEALTH BENEFIT FEES	0.00	0.00	800.75
				0014 FRINGE BENEFITS - CURR PERSONNEL Total		27,865.62	27,865.62	29,136.75
				01 PERSONNEL SERVICES Total		143,972.37	143,972.37	127,741.08
			02 NON-PERSONNEL SERVICES	0031 TELEPHONE, TELEGRAPH, TELEGRAM, ETC	0308 TELEPHONE, TELETYPE, TELEGRAM, ETC		0.00	13,523.08
				0031 TELEPHONE, TELEGRAPH, TELEGRAM, ETC Total			0.00	13,523.08
				0040 OTHER SERVICES AND CHARGES	0401 TRAVEL - LOCAL	8,411.00	8,411.00	0.00
					0402 TRAVEL - OUT OF CITY	52,385.00	52,385.00	8,039.12
					0408 PROF SERVICE FEES AND CONTR		0.00	13,067.92
					0416 POSTAGE		0.00	23,000.00
					0419 TUITION FOR EMPLOYEE TRAINING	65,204.00	65,204.00	49,162.83
				0040 OTHER SERVICES AND CHARGES Total		126,000.00	126,000.00	93,269.87
				02 NON-PERSONNEL SERVICES Total		126,000.00	126,000.00	106,792.95
			0100 LOCAL FUND Total			269,972.37	269,972.37	234,534.03
			1000 AGENCY MANGEMENT PROGRAM Total			269,972.37	269,972.37	234,534.03
1020 CONTRACTING & PROCUREMENT	1000 AGENCY MANGEMENT PROGRAM	0100 LOCAL FUND	01 PERSONNEL SERVICES	0011 REGULAR PAY - CONT FULL TIME	0111 CONTINUING FULL TIME	318,184.51	318,184.51	320,052.95
				0011 REGULAR PAY - CONT FULL TIME Total		318,184.51	318,184.51	320,052.95
				0013 ADDITIONAL GROSS PAY	0139 RETRO PAY		0.00	1,294.30
				0013 ADDITIONAL GROSS PAY Total			0.00	1,294.30
				0014 FRINGE BENEFITS - CURR PERSONNEL	0141 GROUP LIFE INSURANCE	0.00	0.00	357.97
					0142 HEALTH BENEFITS	0.00	0.00	32,452.82
					0147 MISC FRINGE BENEFITS	76,364.28	76,364.28	0.00
					0148 RETIREMENT CONTRIBUTION - FICA	0.00	0.00	11,223.15
					0152 RETIREMENT CONTRIBUTION - CIVIL SERVICE	0.00	0.00	9,121.03
					0154 OPTICAL PLAN	0.00	0.00	237.92
					0155 DENTAL PLAN	0.00	0.00	909.14
					0158 MEDICARE CONTRIBUTION	0.00	0.00	2,624.76
					0159 RETIREMENT	0.00	0.00	9,487.60
					0161 DC HEALTH BENEFIT FEES	0.00	0.00	998.51
				0014 FRINGE BENEFITS - CURR PERSONNEL Total		76,364.28	76,364.28	67,412.90
				01 PERSONNEL SERVICES Total		394,548.79	394,548.79	388,760.15
			02 NON-PERSONNEL SERVICES	0020 SUPPLIES AND MATERIALS	0210 GENERAL	4,634.00	4,634.00	2,141.01
				0020 SUPPLIES AND MATERIALS Total		4,634.00	4,634.00	2,141.01
				0040 OTHER SERVICES AND CHARGES	0408 PROF SERVICE FEES AND CONTR	10,331.00	10,331.00	14,305.05
					0414 ADVERTISING	15,416.00	15,416.00	0.00
					0419 TUITION FOR EMPLOYEE TRAINING		0.00	1,155.00
					0425 PAYMENT OF MEMBERSHIP DUES	240.00	240.00	0.00
				0040 OTHER SERVICES AND CHARGES Total		25,987.00	25,987.00	15,460.05
				02 NON-PERSONNEL SERVICES Total		30,621.00	30,621.00	17,601.06
			0100 LOCAL FUND Total			425,169.79	425,169.79	406,361.21
			0700 OPERATING INTRA-DISTRICT	0040 OTHER SERVICES AND CHARGES	0408 PROF SERVICE FEES AND CONTR	0.00	0.00	0.00
			0700 OPERATING INTRA-DISTRICT	0040 OTHER SERVICES AND CHARGES Total	0410 OFFICE SUPPORT	0.00	0.00	0.00
			02 NON-PERSONNEL SERVICES Total			0.00	0.00	0.00
			0700 OPERATING INTRA-DISTRICT FUNDS Total			0.00	0.00	0.00
			1000 AGENCY MANGEMENT PROGRAM Total			425,169.79	425,169.79	406,361.21
1030 PROPERTY MANAGEMENT	1000 AGENCY MANGEMENT	0100 LOCAL FUND	01 PERSONNEL SERVICES	0011 REGULAR PAY - CONT FULL TIME	0111 CONTINUING FULL TIME	272,968.65	272,968.65	402,039.68
				0011 REGULAR PAY - CONT FULL TIME Total		272,968.65	272,968.65	402,039.68

1030 PROPERTY MANAGEMENT	1000 AGENCY MANGEMENT PROGRAM	0100 LOCAL FUND	01 PERSONNEL SERVICES	0012 REGULAR PAY - OTHER	0125 TERM FULL-TIME	126,414.16	126,414.16	0.00
				0012 REGULAR PAY - OTHER Total		126,414.16	126,414.16	0.00
				0014 FRINGE BENEFITS - CURR PERSONNEL	0141 GROUP LIFE INSURANCE	0.00	0.00	295.63
					0142 HEALTH BENEFITS	0.00	0.00	39,283.09
					0147 MISC FRINGE BENEFITS	95,851.88	95,851.88	0.00
					0148 RETIREMENT CONTRIBUTION - FICA	0.00	0.00	20,257.62
					0152 RETIREMENT CONTRIBUTION - CIVIL SERVICE	0.00	0.00	3,936.10
					0154 OPTICAL PLAN	0.00	0.00	341.42
					0155 DENTAL PLAN	0.00	0.00	1,191.46
					0158 MEDICARE CONTRIBUTION	0.00	0.00	4,853.86
					0159 RETIREMENT	0.00	0.00	12,466.52
					0161 DC HEALTH BENEFIT FEES	0.00	0.00	1,352.85
				0014 FRINGE BENEFITS - CURR PERSONNEL Total		95,851.88	95,851.88	83,978.55
				0015 OVERTIME PAY	0133 OVERTIME PAY		0.00	212.29
				0015 OVERTIME PAY Total			0.00	212.29
				01 PERSONNEL SERVICES Total		495,234.69	495,234.69	486,230.52
			02 NON-PERSONNEL SERVICES	0020 SUPPLIES AND MATERIALS	0210 GENERAL	76,746.00	71,746.00	68,802.85
				0020 SUPPLIES AND MATERIALS Total		76,746.00	71,746.00	68,802.85
				0031 TELEPHONE, TELEGRAPH, TELEGRAM, ETC	0308 TELEPHONE, TELETYPE, TELEGRAM, ETC	50,000.00	81,434.01	19,965.89
				0031 TELEPHONE, TELEGRAPH, TELEGRAM, ETC Total		50,000.00	81,434.01	19,965.89
				0032 RENTALS - LAND AND STRUCTURES	0309 RENTALS - LAND AND STRUCTURES	356,425.00	36,000.00	34,436.47
				0032 RENTALS - LAND AND STRUCTURES Total		356,425.00	36,000.00	34,436.47
				0040 OTHER SERVICES AND CHARGES	0402 TRAVEL - OUT OF CITY	0.00	0.00	2,527.95
					0406 MAINTENANCE AND REPAIRS - LAND, BUILDING	282,000.00	282,000.00	0.00
					0408 PROF SERVICE FEES AND CONTR	497,350.00	515,594.00	637,497.85
					0416 POSTAGE	0.00	0.00	10,000.00
					0441 IT HARDWARE MAINTENANCE	0.00	0.00	0.00
				0040 OTHER SERVICES AND CHARGES Total		779,350.00	797,594.00	650,025.80
				0070 EQUIPMENT & EQUIPMENT RENTAL	0704 PURCHASES - OTHER EQUIPMENT	24,079.00	10,835.00	9,084.79
				0070 EQUIPMENT & EQUIPMENT RENTAL Total		24,079.00	10,835.00	9,084.79
				02 NON-PERSONNEL SERVICES Total		1,286,600.00	997,609.01	782,315.80
				0100 LOCAL FUND Total		1,781,834.69	1,492,843.70	1,268,546.32
				1000 AGENCY MANGEMENT PROGRAM Total		1,781,834.69	1,492,843.70	1,268,546.32
				Total		1,781,834.69	1,492,843.70	1,268,546.32
1040 INFORMATION TECHNOLOGY	1000 AGENCY MANGEMENT PROGRAM	0100 LOCAL FUND	01 PERSONNEL SERVICES	0011 REGULAR PAY - CONT FULL TIME	0111 CONTINUING FULL TIME	249,357.85	249,357.85	482,745.47
				0011 REGULAR PAY - CONT FULL TIME Total		249,357.85	249,357.85	482,745.47
				0012 REGULAR PAY - OTHER	0125 TERM FULL-TIME	235,965.18	229,465.18	3,961.22
				0012 REGULAR PAY - OTHER Total		235,965.18	229,465.18	3,961.22
				0013 ADDITIONAL GROSS PAY	0131 SHIFT DIFFERENTIAL	0.00	0.00	696.21
					0135 HOLIDAY PAY	210.00	210.00	0.00
					0136 SUNDAY PAY	105.00	105.00	678.31
				0013 ADDITIONAL GROSS PAY Total		315.00	315.00	1,374.52
				0014 FRINGE BENEFITS - CURR PERSONNEL	0141 GROUP LIFE INSURANCE	0.00	0.00	254.80
					0142 HEALTH BENEFITS	0.00	0.00	27,877.68
					0147 MISC FRINGE BENEFITS	116,477.52	116,477.52	0.00
					0148 RETIREMENT CONTRIBUTION - FICA	0.00	0.00	30,180.21
					0154 OPTICAL PLAN	0.00	0.00	397.17
					0155 DENTAL PLAN	0.00	0.00	1,101.85
					0157 PREPAID LEGAL	0.00	0.00	362.34
					0158 MEDICARE CONTRIBUTION	0.00	0.00	7,058.28
					0159 RETIREMENT	0.00	0.00	24,301.57
					0160 DC METRO BENEFITS	0.00	0.00	228.57
					0161 DC HEALTH BENEFIT FEES	0.00	0.00	1,197.58
				0014 FRINGE BENEFITS - CURR PERSONNEL Total		116,477.52	116,477.52	92,960.05
				0015 OVERTIME PAY	0133 OVERTIME PAY	25,062.00	25,062.00	14,404.82
				0015 OVERTIME PAY Total		25,062.00	25,062.00	14,404.82
				01 PERSONNEL SERVICES Total		627,177.55	620,677.55	595,446.08
			02 NON-PERSONNEL SERVICES	0020 SUPPLIES AND MATERIALS	0210 GENERAL	29,199.00	29,199.00	17,036.15
				0020 SUPPLIES AND MATERIALS Total	0219 IT SUPPLIES		0.00	9,832.31
				0040 OTHER SERVICES AND CHARGES	0408 PROF SERVICE FEES AND CONTR	150,000.00	149,550.00	226,399.76
					0441 IT HARDWARE MAINTENANCE	0.00	0.00	0.00
					0494 OCTO IT ASSESSMENT	193,949.66	193,949.66	114,674.00
				0040 OTHER SERVICES AND CHARGES Total		343,949.66	343,499.66	341,073.76
				0041 CONTRACTUAL SERVICES - OTHER	0409 CONTRACTUAL SERVICES - OTHER	0.00	0.00	37,480.68
					0459 CONTRACTUAL SERVICES - IT	227,174.54	224,999.54	185,633.95
				0041 CONTRACTUAL SERVICES - OTHER Total		227,174.54	224,999.54	223,114.63
				0070 EQUIPMENT & EQUIPMENT RENTAL	0704 PURCHASES - OTHER EQUIPMENT	0.00	0.00	45,379.45
					0710 IT HARDWARE ACQUISITIONS	150,000.00	152,625.00	79,999.40
					0711 IT SOFTWARE ACQUISITIONS	0.00	0.00	26,795.00
				0070 EQUIPMENT & EQUIPMENT RENTAL Total		150,000.00	152,625.00	152,173.85
				02 NON-PERSONNEL SERVICES Total		750,323.20	750,323.20	743,230.70
				0100 LOCAL FUND Total		1,377,500.75	1,371,000.75	1,338,676.78
				1000 AGENCY MANGEMENT PROGRAM Total		1,377,500.75	1,371,000.75	1,338,676.78
				Total		1,377,500.75	1,371,000.75	1,338,676.78
1060 LEGAL SERVICES	1000 AGENCY MANGEMENT PROGRAM	0100 LOCAL FUND	01 PERSONNEL SERVICES	0011 REGULAR PAY - CONT FULL TIME	0111 CONTINUING FULL TIME	219,987.61	219,987.61	305,444.80
				0011 REGULAR PAY - CONT FULL TIME Total		219,987.61	219,987.61	305,444.80
				0012 REGULAR PAY - OTHER	0125 TERM FULL-TIME	81,675.91	81,675.91	0.00
				0012 REGULAR PAY - OTHER Total		81,675.91	81,675.91	0.00
				0013 ADDITIONAL GROSS PAY	0139 RETRO PAY		0.00	2,436.99
				0013 ADDITIONAL GROSS PAY Total			0.00	2,436.99
				0014 FRINGE BENEFITS - CURR PERSONNEL	0141 GROUP LIFE INSURANCE	0.00	0.00	398.46
					0142 HEALTH BENEFITS	0.00	0.00	11,706.77
					0147 MISC FRINGE BENEFITS	72,399.25	72,399.25	0.00
					0148 RETIREMENT CONTRIBUTION - FICA	0.00	0.00	8,530.76
					0152 RETIREMENT CONTRIBUTION - CIVIL SERVICE	0.00	0.00	11,457.74
					0154 OPTICAL PLAN	0.00	0.00	185.28
					0155 DENTAL PLAN	0.00	0.00	646.53
					0158 MEDICARE CONTRIBUTION	0.00	0.00	1,995.11
					0159 RETIREMENT	0.00	0.00	6,733.25
					0161 DC HEALTH BENEFIT FEES	0.00	0.00	480.64
				0014 FRINGE BENEFITS - CURR PERSONNEL Total		72,399.25	72,399.25	42,134.54
				01 PERSONNEL SERVICES Total		374,062.77	374,062.77	350,016.33
			02 NON-PERSONNEL SERVICES	0020 SUPPLIES AND MATERIALS	0210 GENERAL	1,900.00	1,400.00	1,400.00
				0020 SUPPLIES AND MATERIALS Total		1,900.00	1,400.00	1,400.00
				0040 OTHER SERVICES AND CHARGES	0402 TRAVEL - OUT OF CITY		0.00	2,514.98
					0408 PROF SERVICE FEES AND CONTR	136,220.00	100,330.00	78,530.23
					0419 TUITION FOR EMPLOYEE TRAINING	4,000.00	4,000.00	0.00
				0040 OTHER SERVICES AND CHARGES Total		140,220.00	104,330.00	81,045.21
				0070 EQUIPMENT & EQUIPMENT RENTAL	0704 PURCHASES - OTHER EQUIPMENT		6,713.00	1,822.17
				0070 EQUIPMENT & EQUIPMENT RENTAL Total			6,713.00	1,822.17
				02 NON-PERSONNEL SERVICES Total		142,120.00	112,443.00	84,267.38
				0100 LOCAL FUND Total		516,182.77	486,505.77	434,283.71
				1000 AGENCY MANGEMENT PROGRAM Total		516,182.77	486,505.77	434,283.71
				Total		516,182.77	486,505.77	434,283.71
1070 FLEET	1000 AGENCY	0100 LOCAL	01 PERSONNEL	0011 REGULAR PAY - CONT FULL TIME	0111 CONTINUING FULL TIME	286,816.66	286,816.66	351,319.47

MANAGEMENT	MANGEMENT PROGRAM	FUND	SERVICES	0011 REGULAR PAY - CONT FULL TIME Total		286,816.66	286,816.66	351,319.47
				0012 REGULAR PAY - OTHER	0121 TEMPORARY FULL-TIME	48,375.39	20,375.39	0.00
					0124 WHEN ACTUALLY EMPLOYED - WAE		0.00	3,588.74
					0125 TERM FULL-TIME	89,253.49	89,253.49	18,956.40
				0012 REGULAR PAY - OTHER Total		137,628.88	109,628.88	22,545.14
				0013 ADDITIONAL GROSS PAY	0131 SHIFT DIFFERENTIAL		0.00	1,353.55
					0134 TERMINAL LEAVE		0.00	868.79
					0136 SUNDAY PAY	186.00	186.00	436.03
					0139 RETRO PAY		0.00	396.34
					0172 EARLY OUT INCENTIVE PAY		0.00	15,000.00
				0013 ADDITIONAL GROSS PAY Total		186.00	186.00	18,054.71
				0014 FRINGE BENEFITS - CURR PERSONNEL	0141 GROUP LIFE INSURANCE	0.00	0.00	218.39
					0142 HEALTH BENEFITS	0.00	0.00	55,353.70
					0147 MISC FRINGE BENEFITS	101,866.92	101,866.92	0.00
					0148 RETIREMENT CONTRIBUTION - FICA	0.00	0.00	23,158.59
					0154 OPTICAL PLAN	0.00	0.00	472.05
					0155 DENTAL PLAN	0.00	0.00	1,701.01
					0157 PREPAID LEGAL	0.00	0.00	825.33
					0158 MEDICARE CONTRIBUTION	0.00	0.00	5,416.14
					0159 RETIREMENT	0.00	0.00	16,862.12
					0160 DC METRO BENEFITS	0.00	0.00	403.24
					0161 DC HEALTH BENEFIT FEES	0.00	0.00	2,752.45
				0014 FRINGE BENEFITS - CURR PERSONNEL Total		101,866.92	101,866.92	107,163.02
				0015 OVERTIME PAY	0133 OVERTIME PAY	5,856.00	5,856.00	3,349.26
				0015 OVERTIME PAY Total		5,856.00	5,856.00	3,349.26
				01 PERSONNEL SERVICES Total		532,354.46	504,354.46	502,431.60
				02 NON-PERSONNEL	0400 OTHER SERVICES AND CHARGES	118,622.32	118,622.32	107,984.09
				0040 OTHER SERVICES AND CHARGES Total		118,622.32	118,622.32	107,984.09
				02 NON-PERSONNEL SERVICES Total		118,622.32	118,622.32	107,984.09
				0100 LOCAL FUND Total		650,976.78	622,976.78	610,415.69
				1000 AGENCY MANGEMENT PROGRAM		650,976.78	622,976.78	610,415.69
				Total		650,976.78	622,976.78	610,415.69
1070 FLEET MANAGEMENT	1000 AGENCY MANGEMENT PROGRAM	0100 LOCAL FUND	01 PERSONNEL SERVICES	0011 REGULAR PAY - CONT FULL TIME	0111 CONTINUING FULL TIME	695,879.73	695,879.73	799,356.30
				0011 REGULAR PAY - CONT FULL TIME Total		695,879.73	695,879.73	799,356.30
				0012 REGULAR PAY - OTHER	0125 TERM FULL-TIME	46,791.72	46,791.72	0.00
				0012 REGULAR PAY - OTHER Total		46,791.72	46,791.72	0.00
				0013 ADDITIONAL GROSS PAY	0131 SHIFT DIFFERENTIAL	0.00	0.00	49.74
					0136 SUNDAY PAY	232.00	232.00	1,459.25
					0139 RETRO PAY		0.00	3,347.20
				0013 ADDITIONAL GROSS PAY Total		232.00	232.00	4,856.19
				0014 FRINGE BENEFITS - CURR PERSONNEL	0141 GROUP LIFE INSURANCE	0.00	0.00	416.77
					0142 HEALTH BENEFITS	0.00	0.00	103,696.74
					0147 MISC FRINGE BENEFITS	178,241.13	178,241.13	0.00
					0148 RETIREMENT CONTRIBUTION - FICA	0.00	0.00	44,026.54
					0154 OPTICAL PLAN	0.00	0.00	690.84
					0155 DENTAL PLAN	0.00	0.00	2,686.44
					0157 PREPAID LEGAL	0.00	0.00	366.96
					0158 MEDICARE CONTRIBUTION	0.00	0.00	10,890.30
					0159 RETIREMENT	0.00	0.00	37,302.11
					0160 DC METRO BENEFITS	0.00	0.00	303.57
					0161 DC HEALTH BENEFIT FEES	0.00	0.00	5,131.12
				0014 FRINGE BENEFITS - CURR PERSONNEL Total		178,241.13	178,241.13	205,511.39
				0015 OVERTIME PAY	0133 OVERTIME PAY	0.00	0.00	702.46
				0015 OVERTIME PAY Total		0.00	0.00	702.46
				01 PERSONNEL SERVICES Total		921,144.58	921,144.58	1,010,426.34
				02 NON-PERSONNEL	0020 SUPPLIES AND MATERIALS	17,800.00	16,500.00	15,179.92
				0020 SUPPLIES AND MATERIALS Total		17,800.00	16,500.00	15,179.92
				0040 OTHER SERVICES AND CHARGES	0408 PROF SERVICE FEES AND CONTR	153,765.00	128,765.00	101,608.48
					0411 PRINTING, DUPLICATING, ETC	31,875.00	31,875.00	9,415.00
					0414 ADVERTISING	239,200.00	239,200.00	268,664.90
					0416 POSTAGE	0.00	0.00	0.00
				0040 OTHER SERVICES AND CHARGES Total		424,840.00	399,840.00	379,688.38
				0041 CONTRACTUAL SERVICES - OTHER	0409 CONTRACTUAL SERVICES - OTHER	0.00	0.00	0.00
				0041 CONTRACTUAL SERVICES - OTHER Total		0.00	0.00	0.00
				0070 EQUIPMENT & EQUIPMENT RENTAL	0704 PURCHASES - OTHER EQUIPMENT	4,620.00	30,920.00	36,061.47
					0710 IT HARDWARE ACQUISITIONS		0.00	1,921.35
					0711 IT SOFTWARE ACQUISITIONS	8,377.00	8,377.00	0.00
				0070 EQUIPMENT & EQUIPMENT RENTAL Total		12,997.00	39,297.00	38,002.82
				02 NON-PERSONNEL SERVICES Total		455,637.00	455,637.00	432,871.12
				0100 LOCAL FUND Total		1,376,781.58	1,376,781.58	1,443,297.46
				1000 AGENCY MANGEMENT PROGRAM		1,376,781.58	1,376,781.58	1,443,297.46
				Total		1,376,781.58	1,376,781.58	1,443,297.46
1080 COMMUNICATIONS	1000 AGENCY MANGEMENT PROGRAM	0100 LOCAL FUND	01 PERSONNEL SERVICES	0011 REGULAR PAY - CONT FULL TIME	0111 CONTINUING FULL TIME	531,078.79	531,078.79	476,842.96
				0011 REGULAR PAY - CONT FULL TIME Total		531,078.79	531,078.79	476,842.96
				0013 ADDITIONAL GROSS PAY	0134 TERMINAL LEAVE		0.00	410.54
					0139 RETRO PAY		0.00	2,482.72
				0013 ADDITIONAL GROSS PAY Total			0.00	2,893.26
				0014 FRINGE BENEFITS - CURR PERSONNEL	0141 GROUP LIFE INSURANCE	0.00	0.00	357.36
					0142 HEALTH BENEFITS	0.00	0.00	29,687.40
					0147 MISC FRINGE BENEFITS	127,458.91	127,458.91	0.00
					0148 RETIREMENT CONTRIBUTION - FICA	0.00	0.00	22,649.25
					0152 RETIREMENT CONTRIBUTION - CIVIL SERVICE	0.00	0.00	7,914.87
					0154 OPTICAL PLAN	0.00	0.00	385.33
					0155 DENTAL PLAN	0.00	0.00	1,294.33
					0158 MEDICARE CONTRIBUTION	0.00	0.00	5,431.04
					0159 RETIREMENT	0.00	0.00	19,318.09
					0160 DC METRO BENEFITS	0.00	0.00	25.00
					0161 DC HEALTH BENEFIT FEES	0.00	0.00	1,554.98
				0014 FRINGE BENEFITS - CURR PERSONNEL Total		127,458.91	127,458.91	88,617.65
				0015 OVERTIME PAY	0133 OVERTIME PAY	657.00	657.00	0.00
				0015 OVERTIME PAY Total		657.00	657.00	0.00
				01 PERSONNEL SERVICES Total		659,194.70	659,194.70	568,353.87
				0100 LOCAL FUND Total		659,194.70	659,194.70	568,353.87
				1000 AGENCY MANGEMENT PROGRAM		659,194.70	659,194.70	568,353.87
				Total		659,194.70	659,194.70	568,353.87
1085 CUSTOMER SERVICE	1000 AGENCY MANGEMENT PROGRAM	0100 LOCAL FUND	02 NON-PERSONNEL SERVICES	0020 SUPPLIES AND MATERIALS	0210 GENERAL	713.00	713.00	713.00
				0020 SUPPLIES AND MATERIALS Total		713.00	713.00	713.00
				0040 OTHER SERVICES AND CHARGES	0408 PROF SERVICE FEES AND CONTR	23,752.00	23,752.00	12,426.39
				0040 OTHER SERVICES AND CHARGES Total		23,752.00	23,752.00	12,426.39
				02 NON-PERSONNEL SERVICES Total		24,465.00	24,465.00	13,139.39
				0100 LOCAL FUND Total		24,465.00	24,465.00	13,139.39
				1000 AGENCY MANGEMENT PROGRAM		24,465.00	24,465.00	13,139.39
				Total		24,465.00	24,465.00	13,139.39
1087 LANGUAGE ACCESS	1000 AGENCY MANGEMENT PROGRAM	0100 LOCAL FUND	01 PERSONNEL SERVICES	0011 REGULAR PAY - CONT FULL TIME	0111 CONTINUING FULL TIME	356,595.70	356,595.70	360,694.57
				0011 REGULAR PAY - CONT FULL TIME Total		356,595.70	356,595.70	360,694.57
				0012 REGULAR PAY - OTHER	0125 TERM FULL-TIME	163,909.00	163,909.00	168,592.33

				0012	REGULAR PAY - OTHER Total		163,909.00	163,909.00	168,592.33					
				0013	ADDITIONAL GROSS PAY	0128	ADDITIONAL INCOME ALLOWANCE	25,000.00	25,000.00	20,109.91				
						0139	RETRO PAY		0.00	3,352.69				
				0013	ADDITIONAL GROSS PAY Total		25,000.00	25,000.00	23,462.60					
				0014	FRINGE BENEFITS - CURR PERSONNEL	0141	GROUP LIFE INSURANCE	0.00	0.00	271.72				
						0142	HEALTH BENEFITS	0.00	0.00	30,632.54				
						0147	MISC FRINGE BENEFITS	124,921.13	124,921.13	0.00				
						0148	RETIREMENT CONTRIBUTION - FICA	0.00	0.00	22,054.50				
						0154	OPTICAL PLAN	0.00	0.00	214.73				
						0155	DENTAL PLAN	0.00	0.00	836.77				
						0158	MEDICARE CONTRIBUTION	0.00	0.00	7,717.63				
						0159	RETIREMENT	0.00	0.00	27,469.90				
						0161	DC HEALTH BENEFIT FEES	0.00	0.00	1,440.67				
				0014	FRINGE BENEFITS - CURR PERSONNEL Total		124,921.13	124,921.13	90,638.46					
				01	PERSONNEL SERVICES Total		670,425.83	670,425.83	643,387.96					
				02 NON-PERSONNEL SERVICES	0020	SUPPLIES AND MATERIALS	0209	FOOD PROVISIONS	7,500.00	7,500.00	7,796.99			
							0210	GENERAL	649.00	649.00	50.00			
					0020	SUPPLIES AND MATERIALS Total		8,149.00	8,149.00	7,846.99				
					0040	OTHER SERVICES AND CHARGES	0402	TRAVEL - OUT OF CITY	0.00	0.00	1,246.02			
							0408	PROF SERVICE FEES AND CONTR	15,905.00	15,905.00	7,065.00			
					0040	OTHER SERVICES AND CHARGES Total		15,905.00	15,905.00	8,311.02				
					0070	EQUIPMENT & EQUIPMENT RENTAL	0704	PURCHASES - OTHER EQUIPMENT	584.00	584.00	577.49			
				0070	EQUIPMENT & EQUIPMENT RENTAL Total		584.00	584.00	577.49					
				02	NON-PERSONNEL SERVICES Total		24,638.00	24,638.00	16,735.50					
				0100	LOCAL FUND Total		695,063.83	695,063.83	660,123.46					
					1000 AGENCY MANGEMENT PROGRAM	Total	695,063.83	695,063.83	660,123.46					
				1090 PERFORMANCE MANAGEMENT						Total	695,063.83	695,063.83	660,123.46	
110F BUDGET OPERATIONS	100F AGENCY FINANCIAL OPERATIONS	0100 LOCAL FUND	01 PERSONNEL SERVICES	0011	REGULAR PAY - CONT FULL TIME	0111	CONTINUING FULL TIME	279,398.32	279,398.32	280,866.59				
				0011	REGULAR PAY - CONT FULL TIME Total		279,398.32	279,398.32	280,866.59					
				0014	FRINGE BENEFITS - CURR PERSONNEL	0141	GROUP LIFE INSURANCE	0.00	0.00	258.03				
						0142	HEALTH BENEFITS	0.00	0.00	36,659.75				
						0147	MISC FRINGE BENEFITS	67,055.59	67,055.59	0.00				
						0148	RETIREMENT CONTRIBUTION - FICA	0.00	0.00	11,546.11				
						0152	RETIREMENT CONTRIBUTION - CIVIL SERVICE	0.00	0.00	5,352.30				
						0154	OPTICAL PLAN	0.00	0.00	188.24				
						0155	DENTAL PLAN	0.00	0.00	747.57				
						0158	MEDICARE CONTRIBUTION	0.00	0.00	2,700.29				
						0159	RETIREMENT	0.00	0.00	10,220.48				
						0161	DC HEALTH BENEFIT FEES	0.00	0.00	1,666.09				
				0014	FRINGE BENEFITS - CURR PERSONNEL Total		67,055.59	67,055.59	69,338.86					
				0015	OVERTIME PAY	0133	OVERTIME PAY	300.00	300.00	0.00				
				0015	OVERTIME PAY Total		300.00	300.00	0.00					
				01	PERSONNEL SERVICES Total		346,753.91	346,753.91	350,205.45					
				02 NON-PERSONNEL SERVICES	0020	SUPPLIES AND MATERIALS	0210	GENERAL	951.00	951.00	917.56			
					0020	SUPPLIES AND MATERIALS Total		951.00	951.00	917.56				
					0040	OTHER SERVICES AND CHARGES	0408	PROF SERVICE FEES AND CONTR	1,314.00	1,314.00	1,088.94			
					0040	OTHER SERVICES AND CHARGES Total		1,314.00	1,314.00	1,088.94				
					0070	EQUIPMENT & EQUIPMENT RENTAL	0704	PURCHASES - OTHER EQUIPMENT	705.00	705.00	275.38			
					0070	EQUIPMENT & EQUIPMENT RENTAL Total		705.00	705.00	275.38				
					02	NON-PERSONNEL SERVICES Total		2,970.00	2,970.00	2,281.88				
				0100	LOCAL FUND Total		349,723.91	349,723.91	352,487.33					
					100F AGENCY FINANCIAL OPERATIONS	Total	349,723.91	349,723.91	352,487.33					
				110F BUDGET OPERATIONS						Total	349,723.91	349,723.91	352,487.33	
				120F ACCOUNTING OPERATIONS	100F AGENCY FINANCIAL OPERATIONS	0100 LOCAL FUND	01 PERSONNEL SERVICES	0011	REGULAR PAY - CONT FULL TIME	0111	CONTINUING FULL TIME	398,227.89	398,227.89	358,759.97
								0011	REGULAR PAY - CONT FULL TIME Total		398,227.89	398,227.89	358,759.97	
								0013	ADDITIONAL GROSS PAY	0134	TERMINAL LEAVE		0.00	3,461.56
										0174	SEVERANCE PAY		0.00	5,035.00
0013	ADDITIONAL GROSS PAY Total							0.00	8,496.56					
0014	FRINGE BENEFITS - CURR PERSONNEL	0141	GROUP LIFE INSURANCE					0.00	0.00	460.81				
		0142	HEALTH BENEFITS					0.00	0.00	40,379.42				
		0147	MISC FRINGE BENEFITS					95,574.69	95,574.69	0.00				
		0148	RETIREMENT CONTRIBUTION - FICA					0.00	0.00	10,457.72				
		0152	RETIREMENT CONTRIBUTION - CIVIL SERVICE					0.00	0.00	13,068.82				
		0154	OPTICAL PLAN					0.00	0.00	296.00				
		0155	DENTAL PLAN					0.00	0.00	1,178.83				
		0158	MEDICARE CONTRIBUTION					0.00	0.00	2,445.75				
		0159	RETIREMENT					0.00	0.00	7,547.88				
		0161	DC HEALTH BENEFIT FEES					0.00	0.00	1,143.90				
0014	FRINGE BENEFITS - CURR PERSONNEL Total		95,574.69					95,574.69	76,979.13					
0015	OVERTIME PAY	0133	OVERTIME PAY					30.00	30.00	1,263.82				
0015	OVERTIME PAY Total		30.00					30.00	1,263.82					
01	PERSONNEL SERVICES Total		493,832.58					493,832.58	445,499.48					
02 NON-PERSONNEL SERVICES	0020	SUPPLIES AND MATERIALS	0210					GENERAL	1,081.00	1,081.00	1,081.00			
	0020	SUPPLIES AND MATERIALS Total						1,081.00	1,081.00	1,081.00				
	0040	OTHER SERVICES AND CHARGES	0402					TRAVEL - OUT OF CITY	2,820.00	2,820.00	4,235.67			
			0408					PROF SERVICE FEES AND CONTR	2,014.00	2,014.00	268.75			
	0040	OTHER SERVICES AND CHARGES Total						4,834.00	4,834.00	4,504.42				
	0041	CONTRACTUAL SERVICES - OTHER	0409					CONTRACTUAL SERVICES - OTHER	2,600.00	2,600.00	2,600.00			
	0041	CONTRACTUAL SERVICES - OTHER Total						2,600.00	2,600.00	2,600.00				
0070	EQUIPMENT & EQUIPMENT RENTAL	0704	PURCHASES - OTHER EQUIPMENT					705.00	705.00	0.00				
0070	EQUIPMENT & EQUIPMENT RENTAL Total		705.00					705.00	0.00					
02	NON-PERSONNEL SERVICES Total		9,220.00					9,220.00	8,185.42					
0100	LOCAL FUND Total		503,052.58					503,052.58	453,684.90					
	100F AGENCY FINANCIAL OPERATIONS	Total	503,052.58	503,052.58	453,684.90									
120F ACCOUNTING OPERATIONS						Total	503,052.58	503,052.58	453,684.90					
L210 INTERGOVERNMENTAL	L200 CHIEF LIBRARIAN	0100 LOCAL FUND	01 PERSONNEL SERVICES	0011	REGULAR PAY - CONT FULL TIME	0111	CONTINUING FULL TIME	119,809.60	119,809.60	120,440.73				
				0011	REGULAR PAY - CONT FULL TIME Total		119,809.60	119,809.60	120,440.73					
				0014	FRINGE BENEFITS - CURR PERSONNEL	0141	GROUP LIFE INSURANCE	0.00	0.00	62.21				
						0142	HEALTH BENEFITS	0.00	0.00	18,139.48				
						0147	MISC FRINGE BENEFITS	28,754.30	35,754.30	0.00				
						0148	RETIREMENT CONTRIBUTION - FICA	0.00	0.00	7,092.44				
						0154	OPTICAL PLAN	0.00	0.00	77.54				
						0155	DENTAL PLAN	0.00	0.00	253.86				
						0158	MEDICARE CONTRIBUTION	0.00	0.00	1,658.73				
						0159	RETIREMENT	0.00	0.00	6,022.14				
						0161	DC HEALTH BENEFIT FEES	0.00	0.00	886.76				
				0014	FRINGE BENEFITS - CURR PERSONNEL Total		28,754.30	35,754.30	34,193.16					
				01	PERSONNEL SERVICES Total		148,563.90	155,563.90	154,633.89					
0100	LOCAL FUND Total		148,563.90	155,563.90	154,633.89									
	L200 CHIEF LIBRARIAN	Total	148,563.90	155,563.90	154,633.89									
L210 INTERGOVERNMENTAL AFFAIRS						Total	148,563.90	155,563.90	154,633.89					
L220 EXECUTIVE MANAGEMENT	L200 CHIEF LIBRARIAN	0100 LOCAL FUND	01 PERSONNEL SERVICES	0011	REGULAR PAY - CONT FULL TIME	0111	CONTINUING FULL TIME	117,840.74	117,840.74	118,767.63				
				0011	REGULAR PAY - CONT FULL TIME Total		117,840.74	117,840.74	118,767.63					
				0013	ADDITIONAL GROSS PAY	0139	RETRO PAY		0.00	1,767.61				
				0013	ADDITIONAL GROSS PAY Total			0.00	1,767.61					
				0014	FRINGE BENEFITS - CURR PERSONNEL	0141	GROUP LIFE INSURANCE	0.00	0.00	61.34				

					0142 HEALTH BENEFITS	0.00	0.00	6,277.13																																																																																																																																																																																																																																																																																																																																																																																																																																																																																																																									
					0147 MISC FRINGE BENEFITS	28,281.78	28,281.78	0.00																																																																																																																																																																																																																																																																																																																																																																																																																																																																																																																									
					0148 RETIREMENT CONTRIBUTION - FICA	0.00	0.00	7,233.87																																																																																																																																																																																																																																																																																																																																																																																																																																																																																																																									
					0154 OPTICAL PLAN	0.00	0.00	53.25																																																																																																																																																																																																																																																																																																																																																																																																																																																																																																																									
					0155 DENTAL PLAN	0.00	0.00	178.79																																																																																																																																																																																																																																																																																																																																																																																																																																																																																																																									
					0158 MEDICARE CONTRIBUTION	0.00	0.00	1,691.79																																																																																																																																																																																																																																																																																																																																																																																																																																																																																																																									
					0159 RETIREMENT	0.00	0.00	5,938.46																																																																																																																																																																																																																																																																																																																																																																																																																																																																																																																									
					0161 DC HEALTH BENEFIT FEES	0.00	0.00	306.88																																																																																																																																																																																																																																																																																																																																																																																																																																																																																																																									
					0014 FRINGE BENEFITS - CURR PERSONNEL Total	28,281.78	28,281.78	21,741.51																																																																																																																																																																																																																																																																																																																																																																																																																																																																																																																									
					01 PERSONNEL SERVICES Total	146,122.52	146,122.52	142,276.75																																																																																																																																																																																																																																																																																																																																																																																																																																																																																																																									
					0200 SUPPLIES AND MATERIALS	3,094.00	2,094.00	2,092.88																																																																																																																																																																																																																																																																																																																																																																																																																																																																																																																									
					0020 SUPPLIES AND MATERIALS Total	3,094.00	2,094.00	2,092.88																																																																																																																																																																																																																																																																																																																																																																																																																																																																																																																									
					0040 OTHER SERVICES AND CHARGES	71,107.00	46,107.00	33,282.00																																																																																																																																																																																																																																																																																																																																																																																																																																																																																																																									
					0414 ADVERTISING	0.00	0.00	6,000.00																																																																																																																																																																																																																																																																																																																																																																																																																																																																																																																									
					0425 PAYMENT OF MEMBERSHIP DUES	27,500.00	27,500.00	19,625.00																																																																																																																																																																																																																																																																																																																																																																																																																																																																																																																									
					0040 OTHER SERVICES AND CHARGES Total	98,607.00	73,607.00	58,907.00																																																																																																																																																																																																																																																																																																																																																																																																																																																																																																																									
					0070 EQUIPMENT & EQUIPMENT RENTAL	2,027.00	2,027.00	0.00																																																																																																																																																																																																																																																																																																																																																																																																																																																																																																																									
					0704 PURCHASES - OTHER EQUIPMENT	0.00	0.00	1,702.11																																																																																																																																																																																																																																																																																																																																																																																																																																																																																																																									
					0070 EQUIPMENT & EQUIPMENT RENTAL Total	2,027.00	2,027.00	1,702.11																																																																																																																																																																																																																																																																																																																																																																																																																																																																																																																									
					02 NON-PERSONNEL SERVICES Total	103,728.00	77,728.00	62,701.99																																																																																																																																																																																																																																																																																																																																																																																																																																																																																																																									
		0100 LOCAL FUND Total	249,850.52	223,850.52	204,978.74																																																																																																																																																																																																																																																																																																																																																																																																																																																																																																																												
		L200 CHIEF LIBRARIAN	Total	249,850.52	223,850.52	204,978.74																																																																																																																																																																																																																																																																																																																																																																																																																																																																																																																											
		L220 EXECUTIVE MANAGEMENT OFFICE	Total	249,850.52	223,850.52	204,978.74																																																																																																																																																																																																																																																																																																																																																																																																																																																																																																																											

		0600 SPECIAL PURPOSE REVENUE FUNDS (O'TYPE)	02 NON-PERSONNEL SERVICES	0020 SUPPLIES AND MATERIALS	0210 GENERAL	5,000.00	5,000.00	0.00
				0020 SUPPLIES AND MATERIALS Total		5,000.00	5,000.00	0.00
				0070 EQUIPMENT & EQUIPMENT RENTAL	0704 PURCHASES - OTHER EQUIPMENT	5,000.00	5,000.00	0.00
				0070 EQUIPMENT & EQUIPMENT RENTAL Total		5,000.00	5,000.00	0.00
				02 NON-PERSONNEL SERVICES Total		10,000.00	10,000.00	0.00
				0600 SPECIAL PURPOSE REVENUE FUNDS (O'TYPE) Total		10,000.00	10,000.00	0.00
		L300 LIBRARY SERVICES	Total			5,495,261.67	5,295,261.67	5,520,978.34
L320 MARTIN LUTHER KING JR MEMORIAL LIBRARY			Total			5,495,261.67	5,295,261.67	5,520,978.34
L330 NEIGHBORHOOD LIBRARIES	L300 LIBRARY SERVICES	0100 LOCAL FUND	01 PERSONNEL SERVICES	0011 REGULAR PAY - CONT FULL TIME	0111 CONTINUING FULL TIME	10,238,322.91	10,238,322.91	11,515,079.21
				0011 REGULAR PAY - CONT FULL TIME Total		10,238,322.91	10,238,322.91	11,515,079.21
				0012 REGULAR PAY - OTHER	0122 CONTINUING PART-TIME	452,007.38	452,007.38	683,846.69
					0123 TEMPORARY PART-TIME	10,167.86	10,167.86	0.00
					0124 WHEN ACTUALLY EMPLOYED - WAE	0.00	0.00	46,493.01
					0125 TERM FULL-TIME	662,148.47	662,148.47	118,940.86
					0126 TERM PART-TIME	822,840.88	822,840.88	39,787.12
				0012 REGULAR PAY - OTHER Total		1,947,164.59	1,947,164.59	889,067.68
				0013 ADDITIONAL GROSS PAY	0131 SHIFT DIFFERENTIAL	209,554.00	209,554.00	159,687.02
					0134 TERMINAL LEAVE	104,000.00	104,000.00	64,420.73
					0135 HOLIDAY PAY	2,000.00	2,000.00	418.26
					0136 SUNDAY PAY	245,943.00	245,943.00	108,724.76
					0138 BONUS PAY	0.00	0.00	(9,210.00)
					0139 RETRO PAY	0.00	0.00	15,761.82
					0172 EARLY OUT INCENTIVE PAY	0.00	0.00	207,347.00
					0174 SEVERANCE PAY	51,000.00	51,000.00	0.00
				0013 ADDITIONAL GROSS PAY Total		612,497.00	612,497.00	547,149.59
				0014 FRINGE BENEFITS - CURR PERSONNEL	0141 GROUP LIFE INSURANCE	0.00	0.00	6,915.25
					0142 HEALTH BENEFITS	0.00	0.00	1,446,628.09
					0147 MISC FRINGE BENEFITS	2,924,517.03	2,924,517.03	0.00
					0148 RETIREMENT CONTRIBUTION - FICA	0.00	0.00	713,028.81
					0152 RETIREMENT CONTRIBUTION - CIVIL SERVICE	0.00	0.00	48,769.51
					0154 OPTICAL PLAN	0.00	0.00	14,904.62
					0155 DENTAL PLAN	0.00	0.00	51,764.80
					0157 PREPAID LEGAL	0.00	0.00	26,391.39
					0158 MEDICARE CONTRIBUTION	0.00	0.00	172,588.19
					0159 RETIREMENT	0.00	0.00	550,926.23
					0160 DC METRO BENEFITS	0.00	0.00	24,567.53
					0161 DC HEALTH BENEFIT FEES	0.00	0.00	68,899.33
				0014 FRINGE BENEFITS - CURR PERSONNEL Total		2,924,517.03	2,924,517.03	3,125,383.75
				0015 OVERTIME PAY	0133 OVERTIME PAY	22,184.00	22,184.00	17,563.58
				0015 OVERTIME PAY Total		22,184.00	22,184.00	17,563.58
			01 PERSONNEL SERVICES Total			15,744,685.53	15,744,685.53	16,094,243.81
			02 NON-PERSONNEL SERVICES	0020 SUPPLIES AND MATERIALS	0201 OFFICE SUPPLIES	0.00	0.00	9,589.85
				0020 SUPPLIES AND MATERIALS Total	0210 GENERAL	62,040.00	62,040.00	52,374.01
				0040 OTHER SERVICES AND CHARGES	0403 TRANS CHARGES - MATERIALS	0.00	0.00	300.00
					0408 PROF SERVICE FEES AND CONTR	350,572.00	90,572.00	84,710.50
					0411 PRINTING, DUPLICATING, ETC	7,520.00	7,520.00	0.00
				0040 OTHER SERVICES AND CHARGES Total		358,092.00	98,092.00	85,010.50
				0070 EQUIPMENT & EQUIPMENT RENTAL	0701 PURCHASES - FURNITURE AND FIXTURES	118,500.00	118,500.00	56,942.27
					0704 PURCHASES - OTHER EQUIPMENT	37,600.00	37,600.00	103,671.53
					0710 IT HARDWARE ACQUISITIONS	47,000.00	47,000.00	36,628.89
				0070 EQUIPMENT & EQUIPMENT RENTAL Total		203,100.00	203,100.00	197,242.69
				02 NON-PERSONNEL SERVICES Total		623,232.00	363,232.00	344,217.05
			0100 LOCAL FUND Total			16,367,917.53	16,107,917.53	16,438,460.86
		L300 LIBRARY SERVICES	Total			16,367,917.53	16,107,917.53	16,438,460.86
L330 NEIGHBORHOOD LIBRARIES			Total			16,367,917.53	16,107,917.53	16,438,460.86
L340 ADAPTIVE SERVICES	L300 LIBRARY SERVICES	0100 LOCAL FUND	01 PERSONNEL SERVICES	0011 REGULAR PAY - CONT FULL TIME	0111 CONTINUING FULL TIME	395,519.92	395,519.92	570,725.03
				0011 REGULAR PAY - CONT FULL TIME Total		395,519.92	395,519.92	570,725.03
				0012 REGULAR PAY - OTHER	0125 TERM FULL-TIME	167,793.56	167,793.56	7,075.64
				0012 REGULAR PAY - OTHER Total		167,793.56	167,793.56	7,075.64
				0013 ADDITIONAL GROSS PAY	0131 SHIFT DIFFERENTIAL	2,984.00	2,984.00	3,752.27
					0134 TERMINAL LEAVE	0.00	0.00	1,096.44
					0136 SUNDAY PAY	401.00	401.00	826.60
				0013 ADDITIONAL GROSS PAY Total		3,385.00	3,385.00	5,675.31
				0014 FRINGE BENEFITS - CURR PERSONNEL	0141 GROUP LIFE INSURANCE	0.00	0.00	310.04
					0142 HEALTH BENEFITS	0.00	0.00	91,387.43
					0147 MISC FRINGE BENEFITS	135,195.23	135,195.23	0.00
					0148 RETIREMENT CONTRIBUTION - FICA	0.00	0.00	33,902.54
					0154 OPTICAL PLAN	0.00	0.00	689.41
					0155 DENTAL PLAN	0.00	0.00	2,488.78
					0157 PREPAID LEGAL	0.00	0.00	1,073.16
					0158 MEDICARE CONTRIBUTION	0.00	0.00	7,928.82
					0159 RETIREMENT	0.00	0.00	26,766.97
					0160 DC METRO BENEFITS	0.00	0.00	1,339.59
					0161 DC HEALTH BENEFIT FEES	0.00	0.00	4,690.35
				0014 FRINGE BENEFITS - CURR PERSONNEL Total		135,195.23	135,195.23	170,577.09
				0015 OVERTIME PAY	0133 OVERTIME PAY	458.00	458.00	13.93
				0015 OVERTIME PAY Total		458.00	458.00	13.93
			01 PERSONNEL SERVICES Total			702,351.71	702,351.71	754,067.00
			02 NON-PERSONNEL SERVICES	0020 SUPPLIES AND MATERIALS	0210 GENERAL	979.00	979.00	962.76
				0020 SUPPLIES AND MATERIALS Total		979.00	979.00	962.76
				0040 OTHER SERVICES AND CHARGES	0402 TRAVEL - OUT OF CITY	0.00	0.00	2,038.26
					0408 PROF SERVICE FEES AND CONTR	27,160.00	27,160.00	17,545.52
					0419 TUITION FOR EMPLOYEE TRAINING	0.00	0.00	299.00
				0040 OTHER SERVICES AND CHARGES Total		27,160.00	27,160.00	19,882.78
				0070 EQUIPMENT & EQUIPMENT RENTAL	0704 PURCHASES - OTHER EQUIPMENT	11,975.00	11,975.00	11,008.43
				0070 EQUIPMENT & EQUIPMENT RENTAL Total		11,975.00	11,975.00	11,008.43
				02 NON-PERSONNEL SERVICES Total		40,114.00	40,114.00	31,853.97
			0100 LOCAL FUND Total			742,465.71	742,465.71	785,920.97
			0700 OPERATING	02 NON-PERSONNEL SERVICES	0040 OTHER SERVICES AND CHARGES	17,300.00	16,938.30	16,938.30
				0040 OTHER SERVICES AND CHARGES Total	0408 PROF SERVICE FEES AND CONTR	17,300.00	16,938.30	16,938.30
			0700 OPERATING INTRA-DISTRICT	02 NON-PERSONNEL SERVICES Total		17,300.00	16,938.30	16,938.30
			0700 OPERATING INTRA-DISTRICT FUNDS Total			17,300.00	16,938.30	16,938.30
		L300 LIBRARY SERVICES	Total			759,765.71	759,404.01	802,859.27
L340 ADAPTIVE SERVICES			Total			759,765.71	759,404.01	802,859.27
L350 LITERACY RESOURCES	L300 LIBRARY SERVICES	0100 LOCAL FUND	01 PERSONNEL SERVICES	0011 REGULAR PAY - CONT FULL TIME	0111 CONTINUING FULL TIME	236,969.90	236,969.90	238,528.06
				0011 REGULAR PAY - CONT FULL TIME Total		236,969.90	236,969.90	238,528.06
				0013 ADDITIONAL GROSS PAY	0131 SHIFT DIFFERENTIAL	2,403.00	2,403.00	2,191.77
					0139 RETRO PAY	0.00	0.00	972.05
				0013 ADDITIONAL GROSS PAY Total		2,403.00	2,403.00	3,163.82
				0014 FRINGE BENEFITS - CURR PERSONNEL	0141 GROUP LIFE INSURANCE	0.00	0.00	124.41
					0142 HEALTH BENEFITS	0.00	0.00	15,622.82
					0147 MISC FRINGE BENEFITS	56,872.78	56,872.78	0.00
					0148 RETIREMENT CONTRIBUTION - FICA	0.00	0.00	14,404.15
					0154 OPTICAL PLAN	0.00	0.00	184.02
					0155 DENTAL PLAN	0.00	0.00	611.44

Page 13 of 30

					0142 HEALTH BENEFITS	0.00	0.00	121,997.49		
					0147 MISC FRINGE BENEFITS	311,451.78	311,451.78	0.00		
					0148 RETIREMENT CONTRIBUTION - FICA	0.00	0.00	25,692.57		
					0152 RETIREMENT CONTRIBUTION - CIVIL SERVICE	0.00	0.00	47,133.45		
					0154 OPTICAL PLAN	0.00	0.00	1,118.79		
					0155 DENTAL PLAN	0.00	0.00	3,786.68		
					0157 PREPAID LEGAL	0.00	0.00	1,701.15		
					0158 MEDICARE CONTRIBUTION	0.00	0.00	10,404.87		
					0159 RETIREMENT	0.00	0.00	17,183.31		
					0160 DC METRO BENEFITS	0.00	0.00	3,171.87		
					0161 DC HEALTH BENEFIT FEES	0.00	0.00	1,815.50		
					0014 FRINGE BENEFITS - CURR PERSONNEL Total	311,451.78	311,451.78	235,584.45		
					0015 OVERTIME PAY	134.00	134.00	13,765.05		
					0015 OVERTIME PAY Total	134.00	134.00	13,765.05		
					01 PERSONNEL SERVICES Total	1,609,301.58	1,467,938.19	1,360,506.88		
					02 NON-PERSONNEL SERVICES	0020 SUPPLIES AND MATERIALS	0201 OFFICE SUPPLIES	21,932.00	21,932.00	0.00
							0210 GENERAL	0.00	0.00	21,256.12
						0020 SUPPLIES AND MATERIALS Total		21,932.00	21,932.00	21,256.12
						0040 OTHER SERVICES AND CHARGES	0408 PROF SERVICE FEES AND CONTR	189,111.00	189,111.00	148,108.93
						0040 OTHER SERVICES AND CHARGES Total		189,111.00	189,111.00	148,108.93
						0070 EQUIPMENT & EQUIPMENT RENTAL	0708 LIBRARY BOOKS	3,830,432.00	3,660,001.65	3,660,001.65
					0070 EQUIPMENT & EQUIPMENT RENTAL Total		3,830,432.00	3,660,001.65	3,660,001.65	
					02 NON-PERSONNEL SERVICES Total		4,041,475.00	3,871,044.65	3,829,366.70	
					0100 LOCAL FUND Total		5,650,776.58	5,338,982.84	5,189,873.58	
					L300 LIBRARY SERVICES	Total		5,650,776.58	5,338,982.84	5,189,873.58
L380 COLLECTIONS	Total		5,650,776.58	5,338,982.84	5,189,873.58					
L390 LIBRARY PROGRAM INFORMATION	L300 LIBRARY SERVICES	0100 LOCAL FUND	02 NON-PERSONNEL SERVICES	0031 TELEPHONE, TELEGRAPH, TELEGRAM, ETC	0308 TELEPHONE, TELETYPE, TELEGRAM, ETC	0.00	3,598.80			
				0031 TELEPHONE, TELEGRAPH, TELEGRAM, ETC Total		0.00	3,598.80			
				0040 OTHER SERVICES AND CHARGES	0402 TRAVEL - OUT OF CITY	0.00	829.95			
				0040 OTHER SERVICES AND CHARGES Total	0408 PROF SERVICE FEES AND CONTR	95,193.00	213,758.99			
				02 NON-PERSONNEL SERVICES Total		95,193.00	177,806.52			
		0100 LOCAL FUND Total		95,193.00	213,758.99	181,405.32				
		L300 LIBRARY SERVICES	Total		95,193.00	213,758.99	181,405.32			
		L390 LIBRARY PROGRAM INFORMATION	Total		95,193.00	213,758.99	181,405.32			
		L410 CUSTODIAL AND	L400 BUSINESS OPERATIONS	0100 LOCAL FUND	01 PERSONNEL SERVICES	0011 REGULAR PAY - CONT FULL TIME	0111 CONTINUING FULL TIME	2,208,044.13	2,239,044.13	2,538,763.26
						0011 REGULAR PAY - CONT FULL TIME Total		2,208,044.13	2,239,044.13	2,538,763.26
0012 REGULAR PAY - OTHER	0121 TEMPORARY FULL-TIME					67,207.09	67,207.09	0.00		
	0122 CONTINUING PART-TIME					20,737.88	20,737.88	0.00		
	0124 WHEN ACTUALLY EMPLOYED - WAE					0.00	0.00	8,722.15		
	0125 TERM FULL-TIME					263,134.76	263,134.76	0.00		
0012 REGULAR PAY - OTHER Total						351,079.73	351,079.73	8,722.15		
0013 ADDITIONAL GROSS PAY	0131 SHIFT DIFFERENTIAL					40,814.00	40,814.00	57,986.29		
	0134 TERMINAL LEAVE					0.00	0.00	29,630.24		
	0135 HOLIDAY PAY					9,000.00	9,000.00	9,503.06		
	0136 SUNDAY PAY					56,419.00	56,419.00	40,027.45		
	0139 RETRO PAY					0.00	0.00	965.42		
	0172 EARLY OUT INCENTIVE PAY					0.00	0.00	46,643.00		
0013 ADDITIONAL GROSS PAY Total						106,233.00	106,233.00	184,755.46		
0014 FRINGE BENEFITS - CURR PERSONNEL	0141 GROUP LIFE INSURANCE					0.00	0.00	1,585.33		
	0142 HEALTH BENEFITS					0.00	0.00	391,385.71		
	0147 MISC FRINGE BENEFITS					614,189.55	614,189.55	0.00		
	0148 RETIREMENT CONTRIBUTION - FICA					0.00	0.00	139,068.10		
	0152 RETIREMENT CONTRIBUTION - CIVIL SERVICE					0.00	0.00	27,821.31		
	0154 OPTICAL PLAN					0.00	0.00	3,030.58		
	0155 DENTAL PLAN					0.00	0.00	11,049.43		
	0157 PREPAID LEGAL					0.00	0.00	4,901.50		
	0158 MEDICARE CONTRIBUTION					0.00	0.00	35,757.65		
	0159 RETIREMENT					0.00	0.00	99,096.38		
	0160 DC METRO BENEFITS					0.00	0.00	3,628.91		
	0161 DC HEALTH BENEFIT FEES					0.00	0.00	14,561.37		
0014 FRINGE BENEFITS - CURR PERSONNEL Total						614,189.55	614,189.55	731,886.27		
0015 OVERTIME PAY	0133 OVERTIME PAY					236,745.00	236,745.00	78,644.69		
0015 OVERTIME PAY Total						236,745.00	236,745.00	78,644.69		
01 PERSONNEL SERVICES Total						3,516,291.41	3,547,291.41	3,542,771.83		
02 NON-PERSONNEL SERVICES	0020 SUPPLIES AND MATERIALS				0210 GENERAL	226,956.00	105,073.15	104,261.13		
	0020 SUPPLIES AND MATERIALS Total					226,956.00	105,073.15	104,261.13		
	0040 OTHER SERVICES AND CHARGES				0401 TRAVEL - LOCAL	0.00	0.00	19.00		
					0406 MAINTENANCE AND REPAIRS - LAND, BUILDING	220,900.00	220,900.00	84,974.86		
					0408 PROF SERVICE FEES AND CONTR	2,346,352.00	2,472,634.85	2,577,791.05		
					0416 POSTAGE	0.00	0.00	11,047.31		
	0040 OTHER SERVICES AND CHARGES Total					2,567,252.00	2,693,534.85	2,673,832.22		
	0070 EQUIPMENT & EQUIPMENT RENTAL				0704 PURCHASES - OTHER EQUIPMENT	9,400.00	5,000.00	4,494.71		
	0070 EQUIPMENT & EQUIPMENT RENTAL Total					9,400.00	5,000.00	4,494.71		
	02 NON-PERSONNEL SERVICES Total					2,803,608.00	2,803,608.00	2,782,588.06		
	0100 LOCAL FUND Total					6,319,899.41	6,350,899.41	6,325,359.89		
0600 SPECIAL PURPOSE REVENUE	02 NON-PERSONNEL				0070 EQUIPMENT & EQUIPMENT RENTAL	0708 LIBRARY BOOKS		10,031.18	10,031.18	
					0070 EQUIPMENT & EQUIPMENT RENTAL Total			10,031.18	10,031.18	
					02 NON-PERSONNEL SERVICES Total			10,031.18	10,031.18	
					0600 SPECIAL PURPOSE REVENUE FUNDS (O'TYPE) Total			10,031.18	10,031.18	
L400 BUSINESS OPERATIONS	Total					6,319,899.41	6,360,930.59	6,335,391.07		
L410 CUSTODIAL AND MAINTENANCE	Total					6,319,899.41	6,360,930.59	6,335,391.07		
L420 PUBLIC SAFETY	L400 BUSINESS OPERATIONS	0100 LOCAL FUND	01 PERSONNEL SERVICES	0011 REGULAR PAY - CONT FULL TIME	0111 CONTINUING FULL TIME	841,234.63	998,234.63	1,224,449.80		
				0011 REGULAR PAY - CONT FULL TIME Total		841,234.63	998,234.63	1,224,449.80		
				0012 REGULAR PAY - OTHER	0121 TEMPORARY FULL-TIME	50,961.31	50,961.31	17,770.21		
					0122 CONTINUING PART-TIME	0.00	0.00	69,608.38		
					0123 TEMPORARY PART-TIME	174,241.14	174,241.14	0.00		
					0124 WHEN ACTUALLY EMPLOYED - WAE	0.00	0.00	172,155.45		
					0125 TERM FULL-TIME	321,373.50	321,373.50	0.00		
				0012 REGULAR PAY - OTHER Total		546,575.95	546,575.95	259,534.04		
				0013 ADDITIONAL GROSS PAY	0131 SHIFT DIFFERENTIAL	17,880.00	17,880.00	24,325.34		
					0134 TERMINAL LEAVE	0.00	0.00	839.91		
					0135 HOLIDAY PAY	5,750.00	5,750.00	8,780.75		
					0136 SUNDAY PAY	27,202.00	27,202.00	25,831.58		
					0139 RETRO PAY	0.00	0.00	1,220.04		
				0013 ADDITIONAL GROSS PAY Total		50,832.00	50,832.00	60,997.62		
				0014 FRINGE BENEFITS - CURR PERSONNEL	0141 GROUP LIFE INSURANCE	0.00	0.00	741.42		
					0142 HEALTH BENEFITS	0.00	0.00	166,017.24		
					0147 MISC FRINGE BENEFITS	333,074.49	333,074.49	0.00		
					0148 RETIREMENT CONTRIBUTION - FICA	0.00	0.00	96,238.35		
					0152 RETIREMENT CONTRIBUTION - CIVIL SERVICE	0.00	0.00	3,853.59		
					0154 OPTICAL PLAN	0.00	0.00	1,672.27		
					0155 DENTAL PLAN	0.00	0.00	5,748.69		
					0157 PREPAID LEGAL	0.00	0.00	2,258.19		
					0158 MEDICARE CONTRIBUTION	0.00	0.00	22,516.56		
					0159 RETIREMENT	0.00	0.00	54,646.46		

				0160 DC METRO BENEFITS	0.00	0.00	1,188.86
				0161 DC HEALTH BENEFIT FEES	0.00	0.00	7,225.14
				0014 FRINGE BENEFITS - CURR PERSONNEL Total	333,074.49	333,074.49	362,106.77
				0015 OVERTIME PAY	85,489.00	85,489.00	102,687.21
				0015 OVERTIME PAY Total	85,489.00	85,489.00	102,687.21
			01 PERSONNEL SERVICES Total		1,857,206.07	2,014,206.07	2,009,775.44
			02 NON-PERSONNEL SERVICES	0020 SUPPLIES AND MATERIALS	30,000.00	30,000.00	16,429.22
				0210 GENERAL	1,270.00		16,622.98
				0213 SECURITY SUPPLIES		0.00	10,586.00
				0020 SUPPLIES AND MATERIALS Total	31,270.00	46,270.00	43,638.20
				0040 OTHER SERVICES AND CHARGES	265,569.00	286,500.00	284,995.00
				0040 OTHER SERVICES AND CHARGES Total	265,569.00	286,500.00	284,995.00
				0070 EQUIPMENT & EQUIPMENT RENTAL	74,160.00	38,229.00	1,999.85
				0070 EQUIPMENT & EQUIPMENT RENTAL Total	74,160.00	38,229.00	38,228.85
			02 NON-PERSONNEL SERVICES Total		370,999.00	370,999.00	366,862.05
			0100 LOCAL FUND Total		2,228,205.07	2,385,205.07	2,376,637.49
			0600 SPECIAL PURPOSE	0040 OTHER SERVICES AND CHARGES		92,025.00	92,025.00
			0040 OTHER SERVICES AND CHARGES Total	0408 PROF SERVICE FEES AND CONTR		92,025.00	92,025.00
			02 NON-PERSONNEL SERVICES Total			92,025.00	92,025.00
			0600 SPECIAL PURPOSE REVENUE FUNDS (O'TYPE) Total			92,025.00	92,025.00
			0700 OPERATING	01 PERSONNEL	0015 OVERTIME PAY		13,256.25
				0015 OVERTIME PAY Total			13,256.25
			01 PERSONNEL SERVICES Total	0133 OVERTIME PAY			13,256.25
			0700 OPERATING INTRA-DISTRICT				13,256.25
			0700 OPERATING INTRA-DISTRICT FUNDS Total				13,256.25
			L400 BUSINESS OPERATIONS Total		2,228,205.07	2,490,486.32	2,481,918.74
L420 PUBLIC SAFETY			Total		2,228,205.07	2,490,486.32	2,481,918.74
L430 ASSET MANAGEMENT	L400 BUSINESS OPERATIONS	0100 LOCAL FUND	01 PERSONNEL SERVICES	0011 REGULAR PAY - CONT FULL TIME	62,546.14	62,546.14	62,886.33
				0011 REGULAR PAY - CONT FULL TIME Total	62,546.14	62,546.14	62,886.33
				0014 FRINGE BENEFITS - CURR PERSONNEL	15,011.07	15,011.07	0.00
				0147 MISC FRINGE BENEFITS			0.00
				0148 RETIREMENT CONTRIBUTION - FICA	0.00	0.00	3,898.95
				0154 OPTICAL PLAN	0.00	0.00	80.74
				0155 DENTAL PLAN	0.00	0.00	328.99
				0158 MEDICARE CONTRIBUTION	0.00	0.00	911.85
				0014 FRINGE BENEFITS - CURR PERSONNEL Total	15,011.07	15,011.07	5,220.53
				0015 OVERTIME PAY	233.00	233.00	0.00
				0015 OVERTIME PAY Total	233.00	233.00	0.00
			01 PERSONNEL SERVICES Total		77,790.21	77,790.21	68,106.86
			02 NON-PERSONNEL	0040 OTHER SERVICES AND CHARGES	36,043.00	36,043.00	35,942.07
			0040 OTHER SERVICES AND CHARGES Total	0408 PROF SERVICE FEES AND CONTR	36,043.00	36,043.00	35,942.07
			02 NON-PERSONNEL SERVICES Total		36,043.00	36,043.00	35,942.07
			0100 LOCAL FUND Total		113,833.21	113,833.21	104,048.93
			L400 BUSINESS OPERATIONS Total		113,833.21	113,833.21	104,048.93
L430 ASSET MANAGEMENT			Total		113,833.21	113,833.21	104,048.93
L440 21ST CENTURY CAPITAL	L400 BUSINESS OPERATIONS	0100 LOCAL FUND	01 PERSONNEL SERVICES	0011 REGULAR PAY - CONT FULL TIME	0.00	0.00	631.33
				0011 REGULAR PAY - CONT FULL TIME Total	0.00	0.00	631.33
				0014 FRINGE BENEFITS - CURR PERSONNEL	0.00	0.00	0.33
				0141 GROUP LIFE INSURANCE	0.00	0.00	140.95
				0142 HEALTH BENEFITS	0.00	0.00	36.23
				0148 RETIREMENT CONTRIBUTION - FICA	0.00	0.00	0.50
				0154 OPTICAL PLAN	0.00	0.00	2.60
				0155 DENTAL PLAN	0.00	0.00	8.47
				0158 MEDICARE CONTRIBUTION	0.00	0.00	31.57
				0159 RETIREMENT	0.00	0.00	6.47
				0161 DC HEALTH BENEFIT FEES	0.00	0.00	227.12
				0014 FRINGE BENEFITS - CURR PERSONNEL Total	0.00	0.00	858.45
			01 PERSONNEL SERVICES Total		0.00	0.00	14,312.13
			02 NON-PERSONNEL	0031 TELEPHONE, TELEGRAPH, TELEGRAM, ETC		0.00	14,312.13
			0031 TELEPHONE, TELEGRAPH, TELEGRAM, ETC Total		0.00	0.00	14,312.13
				0040 OTHER SERVICES AND CHARGES	152,817.00	700,659.93	691,094.29
				0040 OTHER SERVICES AND CHARGES Total	152,817.00	700,659.93	691,094.29
			02 NON-PERSONNEL SERVICES Total		152,817.00	700,659.93	705,832.29
			0100 LOCAL FUND Total		152,817.00	700,659.93	706,690.74
			L400 BUSINESS OPERATIONS Total		152,817.00	700,659.93	706,690.74
L440 21ST CENTURY CAPITAL PROJECTS			Total		152,817.00	700,659.93	706,690.74
L450 PUBLIC SERVICE TECHNOLOGY	L400 BUSINESS OPERATIONS	0100 LOCAL FUND	01 PERSONNEL SERVICES	0011 REGULAR PAY - CONT FULL TIME	347,196.62	420,196.62	905,754.62
				0011 REGULAR PAY - CONT FULL TIME Total	347,196.62	420,196.62	905,754.62
				0012 REGULAR PAY - OTHER		0.00	18,906.77
				0122 CONTINUING PART-TIME	22,906.17	22,906.17	0.00
				0123 TEMPORARY PART-TIME	475,311.88	475,311.88	34.27
				0125 TERM FULL-TIME			
				0012 REGULAR PAY - OTHER Total	498,218.05	498,218.05	18,941.04
				0013 ADDITIONAL GROSS PAY	1,437.00	1,437.00	1,515.43
				0131 SHIFT DIFFERENTIAL		0.00	2,052.72
				0134 TERMINAL LEAVE		0.00	102.64
				0135 HOLIDAY PAY	200.00	200.00	1,914.92
				0136 SUNDAY PAY	305.00	0.00	3,455.90
				0139 RETRO PAY			
				0013 ADDITIONAL GROSS PAY Total	1,942.00	1,942.00	9,041.61
				0014 FRINGE BENEFITS - CURR PERSONNEL	0.00	0.00	401.90
				0141 GROUP LIFE INSURANCE	0.00	0.00	109,338.04
				0142 HEALTH BENEFITS	202,899.51	202,899.51	0.00
				0147 MISC FRINGE BENEFITS	0.00	0.00	54,390.97
				0148 RETIREMENT CONTRIBUTION - FICA	0.00	0.00	790.87
				0154 OPTICAL PLAN	0.00	0.00	2,944.87
				0155 DENTAL PLAN	0.00	0.00	13,006.42
				0158 MEDICARE CONTRIBUTION	0.00	0.00	39,863.90
				0159 RETIREMENT	0.00	0.00	25.00
				0160 DC METRO BENEFITS	0.00	0.00	5,071.47
				0161 DC HEALTH BENEFIT FEES			
				0014 FRINGE BENEFITS - CURR PERSONNEL Total	202,899.51	202,899.51	225,833.44
				0015 OVERTIME PAY	53,339.00	53,339.00	17,124.28
				0015 OVERTIME PAY Total	53,339.00	53,339.00	17,124.28
			01 PERSONNEL SERVICES Total		1,103,595.18	1,176,595.18	1,176,694.99
			02 NON-PERSONNEL	0040 OTHER SERVICES AND CHARGES	470,220.00	470,220.00	456,799.99
			0040 OTHER SERVICES AND CHARGES Total	0408 PROF SERVICE FEES AND CONTR	470,220.00	470,220.00	456,799.99
			0041 CONTRACTUAL SERVICES - OTHER	0409 CONTRACTUAL SERVICES - OTHER	0.00	230,000.00	666,352.00
				0459 CONTRACTUAL SERVICES - IT	436,352.00	436,352.00	0.00
				0041 CONTRACTUAL SERVICES - OTHER Total	436,352.00	666,352.00	666,352.00
				0070 EQUIPMENT & EQUIPMENT RENTAL	0.00	0.00	33,200.30
				0704 PURCHASES - OTHER EQUIPMENT	675,000.00	675,000.00	555,442.52
				0706 RENTALS - MACHINERY AND EQUIPMENT	275,000.00	45,000.00	71,079.88
				0710 IT HARDWARE ACQUISITIONS	69,179.00	69,179.00	120,552.46
				0711 IT SOFTWARE ACQUISITIONS			
				0070 EQUIPMENT & EQUIPMENT RENTAL Total	1,019,179.00	789,179.00	780,275.16
			02 NON-PERSONNEL SERVICES Total		1,925,751.00	1,925,751.00	1,903,427.15
			0100 LOCAL FUND Total		3,029,346.18	3,102,346.18	3,080,122.14
			0600 SPECIAL PURPOSE	0020 SUPPLIES AND MATERIALS	0.03	0.03	0.00
			0020 SUPPLIES AND MATERIALS Total		0.03	0.03	0.00
			0041 CONTRACTUAL SERVICES - OTHER	0459 CONTRACTUAL SERVICES - IT	380,000.00	380,000.00	376,379.09
			0041 CONTRACTUAL SERVICES - OTHER Total		380,000.00	380,000.00	376,379.09

			0070 EQUIPMENT & EQUIPMENT RENTAL	0710 IT HARDWARE ACQUISITIONS	150,000.00	47,943.82	0.00
			0070 EQUIPMENT & EQUIPMENT RENTAL Total		150,000.00	47,943.82	0.00
			02 NON-PERSONNEL SERVICES Total		530,000.03	427,943.85	376,379.09
			0600 SPECIAL PURPOSE REVENUE FUNDS (O'TYPE) Total		530,000.03	427,943.85	376,379.09
			L400 BUSINESS OPERATIONS Total		3,559,346.21	3,530,290.03	3,456,501.23
			L450 PUBLIC SERVICE TECHNOLOGY Total		3,559,346.21	3,530,290.03	3,456,501.23
			Grand Total		57,402,378.03	56,897,373.67	56,506,715.53

Provide the following budget information for DCPL, including the approved budget, revised budget, and expenditures, for FY16 and to date in FY17:
- At the agency level, provide the information broken out by source of funds and by Comptroller Source Group and Comptroller Object;

FY 2017 by Agency

	GAAP	Comp Source	Comp Object	FY17 Approved	FY17 Revised	FY17 1st Quarter		
Approp Fund	Category1	Group		Budget	Budget	Expenditures		
0100 LOCAL FUND	01 PERSONNEL SERVICES	0011 REGULAR	0111 CONTINUING FULL TIME	31,879,276.89	31,879,276.89	8,028,357.84		
		0011 REGULAR PAY - CONT FULL TIME Total		31,879,276.89	31,879,276.89	8,028,357.84		
		0012 REGULAR	0121 TEMPORARY FULL-TIME	52,489.83	52,489.83	0.00		
		PAY - OTHER	0122 CONTINUING PART-TIME	655,010.38	655,010.38	236,332.77		
			0123 TEMPORARY PART-TIME	201,858.41	201,858.41	0.00		
			0124 WHEN ACTUALLY EMPLOYED - WAE	0.00	0.00	60,464.65		
			0125 TERM FULL-TIME	742,501.93	742,501.93	77,809.19		
			0126 TERM PART-TIME	222,294.40	222,294.40	9,129.90		
		0012 REGULAR PAY - OTHER Total		1,874,154.95	1,874,154.95	383,736.51		
		0013 ADDITIONAL GROSS PAY	0128 ADDITIONAL INCOME ALLOWANCE	25,000.00	25,000.00	5,054.92		
			0131 SHIFT DIFFERENTIAL	322,830.00	322,830.00	82,896.36		
			0134 TERMINAL LEAVE	125,790.00	125,790.00	30,135.62		
			0135 HOLIDAY PAY	28,265.00	28,265.00	7,026.32		
			0136 SUNDAY PAY	338,115.00	338,115.00	56,788.47		
			0138 BONUS PAY	0.00	0.00	2,341.24		
			0139 RETRO PAY	0.00	0.00	0.00		
		0013 ADDITIONAL GROSS PAY Total		840,000.00	840,000.00	184,242.93		
		0014 FRINGE BENEFITS - CURR	0141 GROUP LIFE INSURANCE	0.00	0.00	5,117.04		
			0142 HEALTH BENEFITS	0.00	0.00	934,196.19		
			0147 MISC FRINGE BENEFITS	8,607,137.80	8,607,137.80	0.00		
			0148 RETIREMENT CONTRIBUTION - FICA	0.00	0.00	444,640.18		
			0152 RETIREMENT CONTRIBUTION - CIVIL SERVICE	0.00	0.00	54,765.73		
			0154 OPTICAL PLAN	0.00	0.00	8,895.70		
			0155 DENTAL PLAN	0.00	0.00	30,506.89		
			0157 PREPAID LEGAL	0.00	0.00	12,145.60		
			0158 MEDICARE CONTRIBUTION	0.00	0.00	112,904.66		
			0159 RETIREMENT	0.00	0.00	349,680.70		
			0160 DC METRO BENEFITS	0.00	0.00	232.01		
			0161 DC HEALTH BENEFIT FEES	0.00	0.00	42,012.42		
		0014 FRINGE BENEFITS - CURR PERSONNEL Total		8,607,137.80	8,607,137.80	1,995,097.12		
		0015 OVERTIME	0133 OVERTIME PAY	315,000.00	315,000.00	84,027.82		
		0015 OVERTIME PAY Total		315,000.00	315,000.00	84,027.82		
		01 PERSONNEL SERVICES Total				43,515,569.64	43,515,569.64	10,675,462.22
		02 NON-PERSONNEL SERVICES	0020 SUPPLIES AND MATERIALS	0201 OFFICE SUPPLIES	4,069.00	4,069.00	0.00	
				0204 EDUCATIONAL	41,120.00	41,120.00	0.00	
				0207 CLOTHING AND UNIFORMS	20,000.00	20,000.00	0.00	
				0209 FOOD PROVISIONS	7,500.00	7,500.00	1,221.58	
				0210 GENERAL	355,206.00	355,206.00	43,910.25	
			0020 SUPPLIES AND MATERIALS Total		427,895.00	427,895.00	45,131.83	
			0030 ENERGY, COMM. AND BLDG RENTALS	0300 BUDGET ONLY - ENERGY, BLDG RENT	0.00	0.00	0.00	
				0302 FUEL - HEATING	0.00	0.00	0.00	
				0304 GAS	0.00	0.00	0.00	
	0305 ELECTRICITY			0.00	0.00	0.00		
	0306 STEAM			0.00	0.00	0.00		
	0307 WATER			0.00	0.00	0.00		
	0030 ENERGY, COMM. AND BLDG RENTALS Total			0.00	0.00	0.00		
	0031 TELEPHONE		0308 TELEPHONE, TELETYPE, TELEGRAM, ETC	50,000.00	50,000.00	0.00		
	0031 TELEPHONE, TELEGRAPH, TELEGRAM, ETC Total		50,000.00	50,000.00	0.00			
	0040 OTHER SERVICES AND CHARGES		0400 BUDGET ONLY - OTHER SERV CHARGES	0.00	0.00	0.00		
			0401 TRAVEL - LOCAL	2,167.00	2,167.00	0.00		
			0402 TRAVEL - OUT OF CITY	6,000.00	6,000.00	2,957.47		
			0404 MAINTENANCE AND REPAIRS - AUTO	168,758.32	168,758.32	8,683.66		
			0405 MAINTENANCE AND REPAIRS - MACH	0.00	0.00	0.00		
			0406 MAINTENANCE AND REPAIRS - LAND, BUILDING	1,366,147.00	1,366,147.00	324.00		
			0408 PROF SERVICE FEES AND CONTR	5,955,736.88	5,955,736.88	499,559.62		
			0410 OFFICE SUPPORT	0.00	0.00	81,500.88		
			0411 PRINTING, DUPLICATING, ETC	74,636.00	74,636.00	0.00		
			0414 ADVERTISING	337,718.00	337,718.00	0.00		
			0416 POSTAGE	0.00	0.00	190.43		
			0419 TUITION FOR EMPLOYEE TRAINING	20,000.00	20,000.00	2,905.40		
			0425 PAYMENT OF MEMBERSHIP DUES	40,065.00	40,065.00	5,000.00		
			0441 IT HARDWARE MAINTENANCE	0.00	0.00	0.00		
			0494 OCTO IT ASSESSMENT	130,958.16	130,958.16	7,985.47		
			0424 CONFERENCE FEES LOC OUT OF CITY	27,700.00	27,700.00	0.00		
	0040 OTHER SERVICES AND CHARGES Total		8,129,886.36	8,129,886.36	609,106.93			
	0041 CONTRACTUAL		0409 CONTRACTUAL SERVICES - OTHER	2,600.00	2,600.00	0.00		
			0459 CONTRACTUAL SERVICES - IT	54,388.00	54,388.00	9,800.00		
	0041 CONTRACTUAL SERVICES - OTHER Total		56,988.00	56,988.00	9,800.00			
	0070 EQUIPMENT & EQUIPMENT		0701 PURCHASES - FURNITURE AND FIXTURES	123,100.00	123,100.00	0.00		
			0702 PURCHASES - EQUIPMENT AND MACHINERY	2,000.00	2,000.00	0.00		
			0704 PURCHASES - OTHER EQUIPMENT	92,705.00	92,705.00	2,272.48		
			0706 RENTALS - MACHINERY AND EQUIPMENT	500,000.00	500,000.00	0.00		
			0708 LIBRARY BOOKS	4,530,432.00	4,876,205.83	343,401.67		
			0710 IT HARDWARE ACQUISITIONS	79,975.00	79,975.00	0.00		
			0711 IT SOFTWARE ACQUISITIONS	515,257.00	515,257.00	63,883.46		
	0070 EQUIPMENT & EQUIPMENT RENTAL Total		5,843,469.00	6,189,242.83	409,557.61			
	0080 DEBT SERVICE	0800 BUDGET SERVICE - DEBT SERVICE	0.00	0.00	0.00			
		0811 LEASE PAYMENTS	0.00	0.00	0.00			
	0080 DEBT SERVICE Total		0.00	0.00	0.00			

	02 NON-PERSONNEL SERVICES Total			14,508,238.36	14,854,012.19	1,073,596.37
0100 LOCAL FUND Total				58,023,808.00	58,369,581.83	11,749,058.59
0200 FEDERAL GRANT FUND	01 PERSONNEL SERVICES	0012 REGULAR PAY - OTHER	0121 TEMPORARY FULL-TIME	69,395.22	69,395.22	17,113.85
			0124 WHEN ACTUALLY EMPLOYED - WAE	0.00	0.00	1,395.29
			0125 TERM FULL-TIME	187,644.20	187,644.20	47,071.92
		0012 REGULAR PAY - OTHER Total		257,039.42	257,039.42	65,581.06
		0013 ADDITIONAL	0131 SHIFT DIFFERENTIAL	2,000.00	2,000.00	377.43
		0013 ADDITIONAL GROSS PAY Total		2,000.00	2,000.00	377.43
		0014 FRINGE BENEFITS - CURR	0141 GROUP LIFE INSURANCE	0.00	0.00	17.41
			0142 HEALTH BENEFITS	0.00	0.00	5,511.66
			0147 MISC FRINGE BENEFITS	65,545.05	65,545.05	0.00
			0148 RETIREMENT CONTRIBUTION - FICA	0.00	0.00	3,964.20
			0154 OPTICAL PLAN	0.00	0.00	47.71
			0155 DENTAL PLAN	0.00	0.00	155.74
			0157 PREPAID LEGAL	0.00	0.00	91.08
			0158 MEDICARE CONTRIBUTION	0.00	0.00	927.11
			0159 RETIREMENT	0.00	0.00	2,352.94
			0160 DC METRO BENEFITS	0.00	0.00	5.35
		0161 DC HEALTH BENEFIT FEES	0.00	0.00	271.00	
	0014 FRINGE BENEFITS - CURR PERSONNEL Total		65,545.05	65,545.05	13,344.18	
	0015 OVERTIME	0133 OVERTIME PAY	0.00	0.00	412.86	
	0015 OVERTIME PAY Total		0.00	0.00	412.86	
	01 PERSONNEL SERVICES Total			324,584.47	324,584.47	79,715.53
	02 NON-PERSONNEL SERVICES	0020 SUPPLIES	0210 GENERAL	7,325.00	7,325.00	0.00
		0020 SUPPLIES AND MATERIALS Total		7,325.00	7,325.00	0.00
		0040 OTHER SERVICES AND CHARGES	0402 TRAVEL - OUT OF CITY	0.00	0.00	3,405.25
			0408 PROF SERVICE FEES AND CONTR	486,148.53	486,148.53	0.00
			0419 TUITION FOR EMPLOYEE TRAINING	0.00	0.00	0.00
		0040 OTHER SERVICES AND CHARGES Total		486,148.53	486,148.53	3,405.25
0070 EQUIPMENT		0704 PURCHASES - OTHER EQUIPMENT	106,000.00	106,000.00	0.00	
0070 EQUIPMENT & EQUIPMENT RENTAL Total		106,000.00	106,000.00	0.00		
02 NON-PERSONNEL SERVICES Total			599,473.53	599,473.53	3,405.25	
0200 FEDERAL GRANT FUND Total				924,058.00	924,058.00	83,120.78
0600 SPECIAL PURPOSE REVENUE	01 PERSONNEL SERVICES	0015 OVERTIME	0133 OVERTIME PAY	47,500.00	47,500.00	0.00
		0015 OVERTIME PAY Total		47,500.00	47,500.00	0.00
	01 PERSONNEL SERVICES Total			47,500.00	47,500.00	0.00
	02 NON-PERSONNEL SERVICES	0020 SUPPLIES	0210 GENERAL	7,500.00	7,500.00	0.00
		0020 SUPPLIES AND MATERIALS Total		7,500.00	7,500.00	0.00
		0040 OTHER SERVICES AND CHARGES	0408 PROF SERVICE FEES AND CONTR	702,000.00	702,000.00	0.00
			0442 IT SOFTWARE MAINTENANCE	0.00	0.00	212,988.21
		0040 OTHER SERVICES AND CHARGES Total		702,000.00	702,000.00	212,988.21
		0041 CONTRACTUAL SERVICES	0409 CONTRACTUAL SERVICES - OTHER	0.00	0.00	0.00
		0041 CONTRACTUAL SERVICES - OTHER Total		0.00	0.00	0.00
		0070 EQUIPMENT & EQUIPMENT	0700 BUDGET ONLY - EQUIP AND RENTAL	0.00	0.00	0.00
			0704 PURCHASES - OTHER EQUIPMENT	5,000.00	5,000.00	0.00
			0706 RENTALS - MACHINERY AND EQUIPMENT	150,000.00	150,000.00	57,424.13
			0710 IT HARDWARE ACQUISITIONS	398,000.00	398,000.00	0.00
	0070 EQUIPMENT & EQUIPMENT RENTAL Total		553,000.00	553,000.00	57,424.13	
	02 NON-PERSONNEL SERVICES Total			1,262,500.00	1,262,500.00	270,412.34
0600 SPECIAL PURPOSE REVENUE FUNDS ('O' TYPE) Total				1,310,000.00	1,310,000.00	270,412.34
0700 OPERATING INTRA-DISTRICT	02 NON-PERSONNEL SERVICES	0040 OTHER SERVICES AND CHARGES	0408 PROF SERVICE FEES AND CONTR	17,300.00	17,300.00	0.00
			0410 OFFICE SUPPORT	0.00	0.00	0.00
		0040 OTHER SERVICES AND CHARGES Total		17,300.00	17,300.00	0.00
	02 NON-PERSONNEL SERVICES Total			17,300.00	17,300.00	0.00
0700 OPERATING INTRA-DISTRICT FUNDS Total				17,300.00	17,300.00	0.00
Grand Total				60,275,166.00	60,620,939.83	12,102,591.71

Provide the following budget information for DCPL, including the approved budget, revised budget, and expenditures, for FY16 and to date in FY17:
- At the program level, provide the information broken out by source of funds and by Comptroller Source Group and Comptroller Object.

FY 2017 by Program

Program Code	Approp Fund	GAAP Category1	Comp Source Group	Comp Object	FY17 Approved Budget	FY17 Revised Budget	FY17 1st Quarter Expenditures
1000 AGENCY MANAGEMENT	0100 LOCAL FUND	01 PERSONNEL SERVICES	0011 REGULAR PAY - CONT FULL TIME	0111 CONTINUING FULL TIME	4,466,980.67	4,466,980.67	1,109,243.95
			0011 REGULAR PAY - CONT FULL TIME Total		4,466,980.67	4,466,980.67	1,109,243.95
			0012 REGULAR PAY - OTHER	0124 WHEN ACTUALLY EMPLOYED - WAE	0.00	0.00	12,592.06
				0125 TERM FULL-TIME	264,641.74	264,641.74	57,003.45
			0012 REGULAR PAY - OTHER Total		264,641.74	264,641.74	69,595.51
			0013 ADDITIONAL GROSS PAY	0128 ADDITIONAL INCOME ALLOWANCE	25,000.00	25,000.00	5,054.92
				0131 SHIFT DIFFERENTIAL	95.00	95.00	530.27
				0134 TERMINAL LEAVE	22,345.00	22,345.00	1,534.25
				0135 HOLIDAY PAY	275.00	275.00	180.08
				0136 SUNDAY PAY	530.00	530.00	505.38
				0138 BONUS PAY	0.00	0.00	1,430.77
			0013 ADDITIONAL GROSS PAY Total		48,245.00	48,245.00	9,235.67
			0014 FRINGE BENEFITS - CURR PERSONNEL	0141 GROUP LIFE INSURANCE	0.00	0.00	787.36
				0142 HEALTH BENEFITS	0.00	0.00	98,172.53
				0147 MISC FRINGE BENEFITS	1,206,563.13	1,206,563.13	0.00
				0148 RETIREMENT CONTRIBUTION - FICA	0.00	0.00	44,879.73
				0152 RETIREMENT CONTRIBUTION - CIVIL SERVICE	0.00	0.00	9,983.72
				0154 OPTICAL PLAN	0.00	0.00	907.45
				0155 DENTAL PLAN	0.00	0.00	3,118.57
				0157 PREPAID LEGAL	0.00	0.00	364.32
				0158 MEDICARE CONTRIBUTION	0.00	0.00	14,566.17
				0159 RETIREMENT	0.00	0.00	49,099.66
				0160 DC METRO BENEFITS	0.00	0.00	7.13
				0161 DC HEALTH BENEFIT FEES	0.00	0.00	4,491.83
			0014 FRINGE BENEFITS - CURR PERSONNEL Total		1,206,563.13	1,206,563.13	226,378.47
			0015 OVERTIME PAY	0133 OVERTIME PAY	39,475.00	39,475.00	1,559.17
			0015 OVERTIME PAY Total		39,475.00	39,475.00	1,559.17
		01 PERSONNEL SERVICES Total		6,025,905.54	6,025,905.54	1,416,012.77	
		02 NON-PERSONNEL SERVICES	0020 SUPPLIES AND MATERIALS	0201 OFFICE SUPPLIES	1,900.00	1,900.00	0.00
				0209 FOOD PROVISIONS	7,500.00	7,500.00	1,221.58
				0210 GENERAL	69,234.00	69,234.00	2,692.26
			0020 SUPPLIES AND MATERIALS Total		78,634.00	78,634.00	3,913.84
			0031 TELEPHONE, TELEGRAPH, TELEGRAM, ETC	0308 TELEPHONE, TELETYPE, TELEGRAM, ETC	50,000.00	50,000.00	0.00
			0031 TELEPHONE, TELEGRAPH, TELEGRAM, ETC Total		50,000.00	50,000.00	0.00
			0040 OTHER SERVICES AND CHARGES	0401 TRAVEL - LOCAL	2,167.00	2,167.00	0.00
				0402 TRAVEL - OUT OF CITY	6,000.00	6,000.00	2,957.47
				0404 MAINTENANCE AND REPAIRS - AUTO	168,758.32	168,758.32	8,683.66
				0406 MAINTENANCE AND REPAIRS - LAND, BUILDING	420,533.00	420,533.00	324.00
				0408 PROF SERVICE FEES AND CONTR	767,054.88	767,054.88	114,623.20
				0411 PRINTING, DUPLICATING, ETC	39,485.00	39,485.00	0.00
				0414 ADVERTISING	247,718.00	247,718.00	0.00
				0419 TUITION FOR EMPLOYEE TRAINING	10,000.00	10,000.00	2,905.40
				0425 PAYMENT OF MEMBERSHIP DUES	9,000.00	9,000.00	0.00
				0494 OCTO IT ASSESSMENT	130,958.16	130,958.16	7,985.47
				0424 CONFERENCE FEES LOC OUT OF CITY	27,700.00	27,700.00	0.00
			0040 OTHER SERVICES AND CHARGES Total		1,829,374.36	1,829,374.36	137,479.20
			0070 EQUIPMENT & EQUIPMENT RENTAL	0702 PURCHASES - EQUIPMENT AND MACHINERY	1,000.00	1,000.00	0.00
				0704 PURCHASES - OTHER EQUIPMENT	18,615.00	18,615.00	375.00
				0711 IT SOFTWARE ACQUISITIONS	425,257.00	425,257.00	63,883.46
			0070 EQUIPMENT & EQUIPMENT RENTAL Total		444,872.00	444,872.00	64,258.46
		02 NON-PERSONNEL SERVICES Total		2,402,880.36	2,402,880.36	205,651.50	
		0100 LOCAL FUND Total		8,428,785.90	8,428,785.90	1,621,664.27	
1000 AGENCY MANAGEMENT Total		8,428,785.90	8,428,785.90	1,621,664.27			
100F AGENCY FINANCIAL OPERATIONS	0100 LOCAL FUND	01 PERSONNEL SERVICES	0011 REGULAR PAY - CONT FULL TIME	0111 CONTINUING FULL TIME	699,606.89	699,606.89	170,490.34
			0011 REGULAR PAY - CONT FULL TIME Total		699,606.89	699,606.89	170,490.34
			0014 FRINGE BENEFITS - CURR PERSONNEL	0141 GROUP LIFE INSURANCE	0.00	0.00	188.49
				0142 HEALTH BENEFITS	0.00	0.00	19,389.12
				0147 MISC FRINGE BENEFITS	178,399.78	178,399.78	0.00
				0148 RETIREMENT CONTRIBUTION - FICA	0.00	0.00	6,046.69
				0152 RETIREMENT CONTRIBUTION - CIVIL SERVICE	0.00	0.00	4,768.87
				0154 OPTICAL PLAN	0.00	0.00	137.28
				0155 DENTAL PLAN	0.00	0.00	510.01
				0158 MEDICARE CONTRIBUTION	0.00	0.00	1,414.14
				0159 RETIREMENT	0.00	0.00	4,565.82
				0161 DC HEALTH BENEFIT FEES	0.00	0.00	704.46
			0014 FRINGE BENEFITS - CURR PERSONNEL Total		178,399.78	178,399.78	37,724.88
			0015 OVERTIME PAY	0133 OVERTIME PAY	0.00	0.00	3,011.49
			0015 OVERTIME PAY Total		0.00	0.00	3,011.49
		01 PERSONNEL SERVICES Total		878,006.67	878,006.67	211,226.71	
		02 NON-PERSONNEL SERVICES	0020 SUPPLIES AND MATERIALS	0210 GENERAL	1,950.00	1,950.00	0.00
			0020 SUPPLIES AND MATERIALS Total		1,950.00	1,950.00	0.00
			0040 OTHER SERVICES AND CHARGES	0408 PROF SERVICE FEES AND CONTR	5,361.00	5,361.00	105.95
			0040 OTHER SERVICES AND CHARGES Total		5,361.00	5,361.00	105.95
			0041 CONTRACTUAL SERVICES - OTHER	0409 CONTRACTUAL SERVICES - OTHER	2,600.00	2,600.00	0.00
			0041 CONTRACTUAL SERVICES - OTHER Total		2,600.00	2,600.00	0.00
			0070 EQUIPMENT & EQUIPMENT RENTAL	0704 PURCHASES - OTHER EQUIPMENT	850.00	850.00	0.00
			0070 EQUIPMENT & EQUIPMENT RENTAL Total		850.00	850.00	0.00
		02 NON-PERSONNEL SERVICES Total		10,761.00	10,761.00	105.95	
		0100 LOCAL FUND Total		888,767.67	888,767.67	211,332.66	
100F AGENCY FINANCIAL OPERATIONS Total		888,767.67	888,767.67	211,332.66			
L200 CHIEF LIBRARIAN	0100 LOCAL FUND	01 PERSONNEL SERVICES	0011 REGULAR PAY - CONT FULL TIME	0111 CONTINUING FULL TIME	241,246.07	241,246.07	64,534.85
			0011 REGULAR PAY - CONT FULL TIME Total		241,246.07	241,246.07	64,534.85
			0013 ADDITIONAL GROSS PAY	0139 RETRO PAY	0.00	0.00	0.00
			0013 ADDITIONAL GROSS PAY Total		0.00	0.00	0.00
			0014 FRINGE BENEFITS - CURR PERSONNEL	0141 GROUP LIFE INSURANCE	0.00	0.00	32.58
				0142 HEALTH BENEFITS	0.00	0.00	6,259.39
				0147 MISC FRINGE BENEFITS	61,517.75	61,517.75	0.00
				0148 RETIREMENT CONTRIBUTION - FICA	0.00	0.00	3,764.10
				0154 OPTICAL PLAN	0.00	0.00	34.43
				0155 DENTAL PLAN	0.00	0.00	110.20
				0158 MEDICARE CONTRIBUTION	0.00	0.00	905.49
				0159 RETIREMENT	0.00	0.00	3,226.75
				0161 DC HEALTH BENEFIT FEES	0.00	0.00	310.30
			0014 FRINGE BENEFITS - CURR PERSONNEL Total		61,517.75	61,517.75	14,643.24

L200 CHIEF LIBRARIAN	L300 LIBRARY SERVICES	0100 LOCAL FUND	01 PERSONNEL SERVICES Total			302,763.82	302,763.82	79,178.09
			02 NON-PERSONNEL SERVICES	0020 SUPPLIES AND MATERIALS	0201 OFFICE SUPPLIES	2,169.00	2,169.00	0.00
					0210 GENERAL	0.00	0.00	0.00
				0020 SUPPLIES AND MATERIALS Total		2,169.00	2,169.00	0.00
				0040 OTHER SERVICES AND CHARGES	0408 PROF SERVICE FEES AND CONTR	55,000.00	55,000.00	0.00
					0425 PAYMENT OF MEMBERSHIP DUES	30,000.00	30,000.00	5,000.00
				0040 OTHER SERVICES AND CHARGES Total		85,000.00	85,000.00	5,000.00
				0070 EQUIPMENT & EQUIPMENT RENTAL	0702 PURCHASES - EQUIPMENT AND MACHINERY	1,000.00	1,000.00	0.00
					0704 PURCHASES - OTHER EQUIPMENT	0.00	0.00	0.00
				0070 EQUIPMENT & EQUIPMENT RENTAL Total		1,000.00	1,000.00	0.00
				02 NON-PERSONNEL SERVICES Total		88,169.00	88,169.00	5,000.00
			0100 LOCAL FUND Total			390,932.82	390,932.82	84,178.09
			Total			390,932.82	390,932.82	84,178.09
			01 PERSONNEL SERVICES	0011 REGULAR PAY - CONT FULL TIME	0111 CONTINUING FULL TIME	21,524,275.43	21,524,275.43	5,458,713.91
				0011 REGULAR PAY - CONT FULL TIME Total		21,524,275.43	21,524,275.43	5,458,713.91
				0012 REGULAR PAY - OTHER	0122 CONTINUING PART-TIME	593,087.37	593,087.37	207,254.10
					0123 TEMPORARY PART-TIME	50,231.48	50,231.48	0.00
					0124 WHEN ACTUALLY EMPLOYED - WAE	0.00	0.00	5,653.94
					0125 TERM FULL-TIME	477,860.19	477,860.19	20,805.74
					0126 TERM PART-TIME	222,294.40	222,294.40	0.00
				0012 REGULAR PAY - OTHER Total		1,343,473.44	1,343,473.44	233,713.78
				0013 ADDITIONAL GROSS PAY	0131 SHIFT DIFFERENTIAL	242,270.00	242,270.00	61,420.95
					0134 TERMINAL LEAVE	92,870.00	92,870.00	22,045.21
					0135 HOLIDAY PAY	2,705.00	2,705.00	665.60
					0136 SUNDAY PAY	270,235.00	270,235.00	44,037.93
					0139 RETRO PAY	0.00	0.00	0.00
				0013 ADDITIONAL GROSS PAY Total		608,080.00	608,080.00	128,169.69
			02 NON-PERSONNEL SERVICES	0014 FRINGE BENEFITS - CURR PERSONNEL	0141 GROUP LIFE INSURANCE	0.00	0.00	3,399.18
					0142 HEALTH BENEFITS	0.00	0.00	628,088.93
					0147 MISC FRINGE BENEFITS	5,831,289.18	5,831,289.18	0.00
					0148 RETIREMENT CONTRIBUTION - FICA	0.00	0.00	315,811.43
					0152 RETIREMENT CONTRIBUTION - CIVIL SERVICE	0.00	0.00	31,985.09
					0154 OPTICAL PLAN	0.00	0.00	6,313.95
					0155 DENTAL PLAN	0.00	0.00	21,496.96
					0157 PREPAID LEGAL	0.00	0.00	10,040.87
					0158 MEDICARE CONTRIBUTION	0.00	0.00	77,093.16
					0159 RETIREMENT	0.00	0.00	240,870.75
					0160 DC METRO BENEFITS	0.00	0.00	185.62
					0161 DC HEALTH BENEFIT FEES	0.00	0.00	29,018.39
				0014 FRINGE BENEFITS - CURR PERSONNEL Total		5,831,289.18	5,831,289.18	1,364,304.33
				0015 OVERTIME PAY	0133 OVERTIME PAY	22,195.00	22,195.00	4,573.38
				0015 OVERTIME PAY Total		22,195.00	22,195.00	4,573.38
			01 PERSONNEL SERVICES Total			29,329,313.05	29,329,313.05	7,189,475.09
			02 NON-PERSONNEL SERVICES	0020 SUPPLIES AND MATERIALS	0204 EDUCATIONAL	41,120.00	41,120.00	0.00
					0210 GENERAL	116,022.00	116,022.00	1,559.94
				0020 SUPPLIES AND MATERIALS Total		157,142.00	157,142.00	1,559.94
				0040 OTHER SERVICES AND CHARGES	0406 MAINTENANCE AND REPAIRS - LAND, BUILDING	40,000.00	40,000.00	0.00
					0408 PROF SERVICE FEES AND CONTR	1,960,312.00	1,960,312.00	107,238.99
					0411 PRINTING, DUPLICATING, ETC	25,997.00	25,997.00	0.00
					0414 ADVERTISING	65,000.00	65,000.00	0.00
					0425 PAYMENT OF MEMBERSHIP DUES	1,065.00	1,065.00	0.00
				0040 OTHER SERVICES AND CHARGES Total		2,092,374.00	2,092,374.00	107,238.99
				0070 EQUIPMENT & EQUIPMENT RENTAL	0701 PURCHASES - FURNITURE AND FIXTURES	113,100.00	113,100.00	0.00
					0704 PURCHASES - OTHER EQUIPMENT	61,240.00	61,240.00	1,897.48
					0708 LIBRARY BOOKS	4,530,432.00	4,876,205.83	343,401.67
					0710 IT HARDWARE ACQUISITIONS	79,975.00	79,975.00	0.00
				0070 EQUIPMENT & EQUIPMENT RENTAL Total		4,784,747.00	5,130,520.83	345,299.15
			02 NON-PERSONNEL SERVICES Total			7,034,263.00	7,380,036.83	454,098.08
			0100 LOCAL FUND Total			36,363,576.05	36,709,349.88	7,643,573.17
0200 FEDERAL GRANT FUND	01 PERSONNEL SERVICES	0102 REGULAR PAY - OTHER	0121 TEMPORARY FULL-TIME			69,395.22	69,395.22	17,113.85
			0124 WHEN ACTUALLY EMPLOYED - WAE			0.00	0.00	1,395.29
			0125 TERM FULL-TIME			187,644.20	187,644.20	47,071.92
			0012 REGULAR PAY - OTHER Total			257,039.42	257,039.42	65,581.06
			0013 ADDITIONAL GROSS PAY	0131 SHIFT DIFFERENTIAL		2,000.00	2,000.00	377.43
			0013 ADDITIONAL GROSS PAY Total			2,000.00	2,000.00	377.43
			0014 FRINGE BENEFITS - CURR PERSONNEL	0141 GROUP LIFE INSURANCE		0.00	0.00	17.41
				0142 HEALTH BENEFITS		0.00	0.00	5,511.64
				0147 MISC FRINGE BENEFITS		65,545.05	65,545.05	0.00
				0148 RETIREMENT CONTRIBUTION - FICA		0.00	0.00	3,964.20
				0154 OPTICAL PLAN		0.00	0.00	47.71
				0155 DENTAL PLAN		0.00	0.00	155.74
				0157 PREPAID LEGAL		0.00	0.00	91.08
				0158 MEDICARE CONTRIBUTION		0.00	0.00	927.11
				0159 RETIREMENT		0.00	0.00	2,352.94
				0160 DC METRO BENEFITS		0.00	0.00	5.35
				0161 DC HEALTH BENEFIT FEES		0.00	0.00	271.00
			0014 FRINGE BENEFITS - CURR PERSONNEL Total			65,545.05	65,545.05	13,344.18
			0015 OVERTIME PAY	0133 OVERTIME PAY		0.00	0.00	412.86
			0015 OVERTIME PAY Total			0.00	0.00	412.86
			01 PERSONNEL SERVICES Total			324,584.47	324,584.47	79,715.53
			02 NON-PERSONNEL SERVICES	0020 SUPPLIES AND MATERIALS	0210 GENERAL	7,325.00	7,325.00	0.00
				0020 SUPPLIES AND MATERIALS Total		7,325.00	7,325.00	0.00
				0040 OTHER SERVICES AND CHARGES	0402 TRAVEL - OUT OF CITY	0.00	0.00	3,405.25
					0408 PROF SERVICE FEES AND CONTR	486,148.53	486,148.53	0.00
					0419 TUITION FOR EMPLOYEE TRAINING	0.00	0.00	0.00
				0040 OTHER SERVICES AND CHARGES Total		486,148.53	486,148.53	3,405.25
				0070 EQUIPMENT & EQUIPMENT RENTAL	0704 PURCHASES - OTHER EQUIPMENT	106,000.00	106,000.00	0.00
				0070 EQUIPMENT & EQUIPMENT RENTAL Total		106,000.00	106,000.00	0.00
			02 NON-PERSONNEL SERVICES Total			599,473.53	599,473.53	3,405.25
			0200 FEDERAL GRANT FUND Total			924,058.00	924,058.00	83,120.78
0600 SPECIAL PURPOSE REVENUE	02 NON-PERSONNEL SERVICES	0020 SUPPLIES AND MATERIALS	0210 GENERAL			5,000.00	5,000.00	0.00
			0020 SUPPLIES AND MATERIALS Total			5,000.00	5,000.00	0.00
			0070 EQUIPMENT & EQUIPMENT RENTAL	0704 PURCHASES - OTHER EQUIPMENT		5,000.00	5,000.00	0.00
			0070 EQUIPMENT & EQUIPMENT RENTAL Total			5,000.00	5,000.00	0.00
			02 NON-PERSONNEL SERVICES Total			10,000.00	10,000.00	0.00
			0600 SPECIAL PURPOSE REVENUE FUNDS ('O'TYPE) Total			10,000.00	10,000.00	0.00
			0700 OPERATING	0040 OTHER SERVICES AND CHARGES	0408 PROF SERVICE FEES AND CONTR	17,300.00	17,300.00	0.00
			0040 OTHER SERVICES AND CHARGES Total			17,300.00	17,300.00	0.00
			02 NON-PERSONNEL SERVICES Total			17,300.00	17,300.00	0.00
			0700 OPERATING INTRA-DISTRICT FUNDS Total			17,300.00	17,300.00	0.00

L300 LIBRARY SERVICES		Total				37,314,934.05	37,660,707.88	7,726,693.95
L400 BUSINESS OPERATIONS	0100 LOCAL FUND	01 PERSONNEL SERVICES	0011 REGULAR PAY - CONT FULL TIME	0111 CONTINUING FULL TIME	4,947,167.83	4,947,167.83	1,225,374.79	
			0011 REGULAR PAY - CONT FULL TIME Total			4,947,167.83	4,947,167.83	1,225,374.79
			0012 REGULAR PAY - OTHER	0121 TEMPORARY FULL-TIME	52,489.83	52,489.83	0.00	
				0122 CONTINUING PART-TIME	61,923.01	61,923.01	29,078.67	
				0123 TEMPORARY PART-TIME	151,626.93	151,626.93	0.00	
				0124 WHEN ACTUALLY EMPLOYED - WAE	0.00	0.00	42,218.65	
				0126 TERM PART-TIME	0.00	0.00	9,129.90	
			0012 REGULAR PAY - OTHER Total			266,039.77	266,039.77	80,427.22
			0013 ADDITIONAL GROSS PAY	0131 SHIFT DIFFERENTIAL	80,465.00	80,465.00	20,945.14	
				0134 TERMINAL LEAVE	10,575.00	10,575.00	6,556.16	
				0135 HOLIDAY PAY	25,285.00	25,285.00	6,180.64	
				0136 SUNDAY PAY	67,350.00	67,350.00	12,245.16	
				0138 BONUS PAY	0.00	0.00	910.47	
				0139 RETRO PAY	0.00	0.00	0.00	
			0013 ADDITIONAL GROSS PAY Total			183,675.00	183,675.00	46,837.57
			0014 FRINGE BENEFITS - CURR PERSONNEL	0141 GROUP LIFE INSURANCE	0.00	0.00	709.43	
				0142 HEALTH BENEFITS	0.00	0.00	182,286.22	
				0147 MISC FRINGE BENEFITS	1,329,367.96	1,329,367.96	0.00	
				0148 RETIREMENT CONTRIBUTION - FICA	0.00	0.00	74,138.23	
				0152 RETIREMENT CONTRIBUTION - CIVIL SERVICE	0.00	0.00	8,028.05	
				0154 OPTICAL PLAN	0.00	0.00	1,502.59	
				0155 DENTAL PLAN	0.00	0.00	5,271.15	
				0157 PREPAID LEGAL	0.00	0.00	1,740.41	
				0158 MEDICARE CONTRIBUTION	0.00	0.00	18,925.70	
				0159 RETIREMENT	0.00	0.00	51,917.72	
				0160 DC METRO BENEFITS	0.00	0.00	39.26	
				0161 DC HEALTH BENEFIT FEES	0.00	0.00	7,487.44	
			0014 FRINGE BENEFITS - CURR PERSONNEL Total			1,329,367.96	1,329,367.96	352,046.20
				0015 OVERTIME PAY	0133 OVERTIME PAY	253,330.00	253,330.00	74,883.78
			0015 OVERTIME PAY Total			253,330.00	253,330.00	74,883.78
			01 PERSONNEL SERVICES Total			6,979,580.56	6,979,580.56	1,779,569.56
		02 NON-PERSONNEL SERVICES	0020 SUPPLIES AND MATERIALS	0207 CLOTHING AND UNIFORMS	20,000.00	20,000.00	0.00	
				0210 GENERAL	168,000.00	168,000.00	39,658.05	
			0020 SUPPLIES AND MATERIALS Total			188,000.00	188,000.00	39,658.05
			0040 OTHER SERVICES AND CHARGES	0406 MAINTENANCE AND REPAIRS - LAND, BUILDING	905,614.00	905,614.00	0.00	
				0408 PROF SERVICE FEES AND CONTR	3,168,009.00	3,168,009.00	277,591.48	
				0411 PRINTING, DUPLICATING, ETC	9,154.00	9,154.00	0.00	
				0414 ADVERTISING	25,000.00	25,000.00	0.00	
				0416 POSTAGE	0.00	0.00	190.43	
				0419 TUITION FOR EMPLOYEE TRAINING	10,000.00	10,000.00	0.00	
			0040 OTHER SERVICES AND CHARGES Total			4,117,777.00	4,117,777.00	277,781.91
			0041 CONTRACTUAL SERVICES - OTHER	0459 CONTRACTUAL SERVICES - IT	54,388.00	54,388.00	9,800.00	
			0041 CONTRACTUAL SERVICES - OTHER Total			54,388.00	54,388.00	9,800.00
			0070 EQUIPMENT & EQUIPMENT RENTAL	0701 PURCHASES - FURNITURE AND FIXTURES	10,000.00	10,000.00	0.00	
				0704 PURCHASES - OTHER EQUIPMENT	12,000.00	12,000.00	0.00	
				0706 RENTALS - MACHINERY AND EQUIPMENT	500,000.00	500,000.00	0.00	
				0711 IT SOFTWARE ACQUISITIONS	90,000.00	90,000.00	0.00	
			0070 EQUIPMENT & EQUIPMENT RENTAL Total			612,000.00	612,000.00	0.00
			02 NON-PERSONNEL SERVICES Total			4,972,165.00	4,972,165.00	327,239.96
		0100 LOCAL FUND Total			11,951,745.56	11,951,745.56	2,106,809.52	
	0600 SPECIAL PURPOSE REVENUE	01 PERSONNEL SERVICES	0015 OVERTIME PAY	0133 OVERTIME PAY	47,500.00	47,500.00	0.00	
			0015 OVERTIME PAY Total			47,500.00	47,500.00	0.00
		01 PERSONNEL SERVICES Total			47,500.00	47,500.00	0.00	
		02 NON-PERSONNEL SERVICES	0020 SUPPLIES AND MATERIALS	0210 GENERAL	2,500.00	2,500.00	0.00	
			0020 SUPPLIES AND MATERIALS Total			2,500.00	2,500.00	0.00
			0040 OTHER SERVICES AND CHARGES	0408 PROF SERVICE FEES AND CONTR	702,000.00	702,000.00	0.00	
				0442 IT SOFTWARE MAINTENANCE	0.00	0.00	212,988.21	
			0040 OTHER SERVICES AND CHARGES Total			702,000.00	702,000.00	212,988.21
			0070 EQUIPMENT & EQUIPMENT RENTAL	0706 RENTALS - MACHINERY AND EQUIPMENT	150,000.00	150,000.00	57,424.13	
				0710 IT HARDWARE ACQUISITIONS	398,000.00	398,000.00	0.00	
			0070 EQUIPMENT & EQUIPMENT RENTAL Total			548,000.00	548,000.00	57,424.13
		02 NON-PERSONNEL SERVICES Total			1,252,500.00	1,252,500.00	270,412.34	
		0600 SPECIAL PURPOSE REVENUE FUNDS ('O'TYPE) Total			1,300,000.00	1,300,000.00	270,412.34	
	L400 BUSINESS OPERATIONS Total			13,251,745.56	13,251,745.56	2,377,221.86		
Grand Total			60,275,166.00	60,620,939.83	12,021,090.83			

Provide the following budget information for DCPL, including the approved budget, revised budget, and expenditures, for FY16 and to date in FY17:
- At the activity level, provide the information broken out by source of funds and by Comptroller Source Group.

FY 2017 by Activity

Activity Code	Program Code	Approp Fund	GAAP Category1	Comp Source Group	Comp Object	FY17 Approved Budget	FY17 Revised Budget	FY17 1st Quarter Expenditures
1010 PERSONNEL	1000 AGENCY MANAGEMENT	0100 LOCAL FUND	01 PERSONNEL SERVICES	0011 REGULAR PAY - CONT FULL TIME	0111 CONTINUING FULL TIME	635,894.79	635,894.79	155,946.27
				0011 REGULAR PAY - CONT FULL TIME Total		635,894.79	635,894.79	155,946.27
				0012 REGULAR PAY - OTHER	0125 TERM FULL-TIME	46,251.42	46,251.42	11,231.58
				0012 REGULAR PAY - OTHER Total		46,251.42	46,251.42	11,231.58
				0013 ADDITIONAL GROSS PAY	0134 TERMINAL LEAVE		0.00	1,534.25
					0138 BONUS PAY	0.00	0.00	197.07
				0013 ADDITIONAL GROSS PAY Total		0.00	0.00	1,731.32
				0014 FRINGE BENEFITS - CURR PERSONNEL	0141 GROUP LIFE INSURANCE	0.00	0.00	107.55
					0142 HEALTH BENEFITS	0.00	0.00	14,426.01
					0147 MISC FRINGE BENEFITS	173,946.69	173,946.69	0.00
					0148 RETIREMENT CONTRIBUTION - FICA	0.00	0.00	6,443.06
					0152 RETIREMENT CONTRIBUTION - CIVIL SERVICE	0.00	0.00	965.04
					0154 OPTICAL PLAN	0.00	0.00	140.48
					0155 DENTAL PLAN	0.00	0.00	479.19
					0158 MEDICARE CONTRIBUTION	0.00	0.00	2,155.81
					0159 RETIREMENT	0.00	0.00	6,438.05
					0161 DC HEALTH BENEFIT FEES	0.00	0.00	564.66
				0014 FRINGE BENEFITS - CURR PERSONNEL Total		173,946.69	173,946.69	31,719.85
				01 PERSONNEL SERVICES Total		856,092.90	856,092.90	200,629.02
			02 NON-PERSONNEL SERVICES	0020 SUPPLIES AND MATERIALS	0210 GENERAL	5,000.00	5,000.00	0.00
				0020 SUPPLIES AND MATERIALS Total		5,000.00	5,000.00	0.00
				0040 OTHER SERVICES AND CHARGES	0401 TRAVEL - LOCAL	2,167.00	2,167.00	0.00
					0402 TRAVEL - OUT OF CITY	6,000.00	6,000.00	0.00
					0408 PROF SERVICE FEES AND CONTR	12,000.00	12,000.00	25.00
					0414 ADVERTISING	5,430.00	5,430.00	0.00
				0040 OTHER SERVICES AND CHARGES Total		25,597.00	25,597.00	25.00
			02 NON-PERSONNEL SERVICES Total			30,597.00	30,597.00	25.00
			0100 LOCAL FUND Total			886,689.90	886,689.90	200,654.02
			1000 AGENCY MANAGEMENT Total			886,689.90	886,689.90	200,654.02
1015 TRAINING AND EMPLOYEE DEVELOPMENT	1000 AGENCY MANAGEMENT	0100 LOCAL FUND	01 PERSONNEL SERVICES	0011 REGULAR PAY - CONT FULL TIME	0111 CONTINUING FULL TIME	99,910.00	99,910.00	27,520.28
				0011 REGULAR PAY - CONT FULL TIME Total		99,910.00	99,910.00	27,520.28
				0014 FRINGE BENEFITS - CURR PERSONNEL	0141 GROUP LIFE INSURANCE	0.00	0.00	13.73
					0142 HEALTH BENEFITS	0.00	0.00	4,061.26
					0147 MISC FRINGE BENEFITS	25,477.05	25,477.05	0.00
					0148 RETIREMENT CONTRIBUTION - FICA	0.00	0.00	1,646.07
					0154 OPTICAL PLAN	0.00	0.00	22.15
					0155 DENTAL PLAN	0.00	0.00	83.79
					0158 MEDICARE CONTRIBUTION	0.00	0.00	384.97
					0159 RETIREMENT	0.00	0.00	1,376.04
					0161 DC HEALTH BENEFIT FEES	0.00	0.00	201.29
				0014 FRINGE BENEFITS - CURR PERSONNEL Total		25,477.05	25,477.05	7,789.30
				01 PERSONNEL SERVICES Total		125,387.05	125,387.05	35,309.58
			02 NON-PERSONNEL SERVICES	0040 OTHER SERVICES AND CHARGES	0402 TRAVEL - OUT OF CITY		0.00	2,587.75
					0419 TUITION FOR EMPLOYEE TRAINING	10,000.00	10,000.00	2,905.40
					0425 PAYMENT OF MEMBERSHIP DUES	4,000.00	4,000.00	0.00
					0424 CONFERENCE FEES LOC OUT OF CITY	27,700.00	27,700.00	0.00
				0040 OTHER SERVICES AND CHARGES Total		41,700.00	41,700.00	5,493.15
				0070 EQUIPMENT & EQUIPMENT RENTAL	0704 PURCHASES - OTHER EQUIPMENT	0.00	0.00	0.00
					0711 IT SOFTWARE ACQUISITIONS	84,300.00	84,300.00	0.00
				0070 EQUIPMENT & EQUIPMENT RENTAL Total		84,300.00	84,300.00	0.00
			02 NON-PERSONNEL SERVICES Total			126,000.00	126,000.00	5,493.15
			0100 LOCAL FUND Total			251,387.05	251,387.05	40,802.73
			1000 AGENCY MANAGEMENT Total			251,387.05	251,387.05	40,802.73
1020 CONTRACTING AND PROCUREMENT	1000 AGENCY MANAGEMENT	0100 LOCAL FUND	01 PERSONNEL SERVICES	0011 REGULAR PAY - CONT FULL TIME	0111 CONTINUING FULL TIME	323,851.57	323,851.57	84,773.58
				0011 REGULAR PAY - CONT FULL TIME Total		323,851.57	323,851.57	84,773.58
				0014 FRINGE BENEFITS - CURR PERSONNEL	0141 GROUP LIFE INSURANCE	0.00	0.00	93.55
					0142 HEALTH BENEFITS	0.00	0.00	6,610.37
					0147 MISC FRINGE BENEFITS	82,582.15	82,582.15	0.00
					0148 RETIREMENT CONTRIBUTION - FICA	0.00	0.00	2,916.87
					0152 RETIREMENT CONTRIBUTION - CIVIL SERVICE	0.00	0.00	2,495.63
					0154 OPTICAL PLAN	0.00	0.00	57.57
					0155 DENTAL PLAN	0.00	0.00	213.12
					0158 MEDICARE CONTRIBUTION	0.00	0.00	682.16
					0159 RETIREMENT	0.00	0.00	2,456.08
					0161 DC HEALTH BENEFIT FEES	0.00	0.00	253.79
				0014 FRINGE BENEFITS - CURR PERSONNEL Total		82,582.15	82,582.15	15,779.14
				01 PERSONNEL SERVICES Total		406,433.72	406,433.72	100,552.72
			02 NON-PERSONNEL SERVICES	0020 SUPPLIES AND MATERIALS	0210 GENERAL	4,634.00	4,634.00	0.00
				0020 SUPPLIES AND MATERIALS Total		4,634.00	4,634.00	0.00
				0040 OTHER SERVICES AND CHARGES	0408 PROF SERVICE FEES AND CONTR	10,587.00	10,587.00	0.00
					0414 ADVERTISING	10,807.00	10,807.00	0.00
				0040 OTHER SERVICES AND CHARGES Total		21,394.00	21,394.00	0.00
				02 NON-PERSONNEL SERVICES Total		26,028.00	26,028.00	0.00
			0100 LOCAL FUND Total			432,461.72	432,461.72	100,552.72
			1000 AGENCY MANAGEMENT Total			432,461.72	432,461.72	100,552.72
1030 PROPERTY MANAGEMENT	1000 AGENCY MANAGEMENT	0100 LOCAL FUND	01 PERSONNEL SERVICES	0011 REGULAR PAY - CONT FULL TIME	0111 CONTINUING FULL TIME	412,203.51	412,203.51	106,149.05
				0011 REGULAR PAY - CONT FULL TIME Total		412,203.51	412,203.51	106,149.05
				0014 FRINGE BENEFITS - CURR PERSONNEL	0141 GROUP LIFE INSURANCE	0.00	0.00	77.26
					0142 HEALTH BENEFITS	0.00	0.00	9,955.28
					0147 MISC FRINGE BENEFITS	105,111.90	105,111.90	0.00
					0148 RETIREMENT CONTRIBUTION - FICA	0.00	0.00	3,903.25
					0152 RETIREMENT CONTRIBUTION - CIVIL SERVICE	0.00	0.00	1,021.27
					0154 OPTICAL PLAN	0.00	0.00	91.02
					0155 DENTAL PLAN	0.00	0.00	304.20
					0158 MEDICARE CONTRIBUTION	0.00	0.00	1,287.96
					0159 RETIREMENT	0.00	0.00	4,577.97
					0161 DC HEALTH BENEFIT FEES	0.00	0.00	343.69
				0014 FRINGE BENEFITS - CURR PERSONNEL Total		105,111.90	105,111.90	21,561.90
				01 PERSONNEL SERVICES Total		517,315.41	517,315.41	127,710.95
			02 NON-PERSONNEL SERVICES	0020 SUPPLIES AND MATERIALS	0210 GENERAL	45,000.00	45,000.00	1,483.24
				0020 SUPPLIES AND MATERIALS Total		45,000.00	45,000.00	1,483.24
				0031 TELEPHONE, TELEGRAPH, TELEGRAM, ETC	0308 TELEPHONE, TELETYPE, TELEGRAM, ETC	50,000.00	50,000.00	0.00
				0031 TELEPHONE, TELEGRAPH, TELEGRAM, ETC Total		50,000.00	50,000.00	0.00
				0040 OTHER SERVICES AND CHARGES	0402 TRAVEL - OUT OF CITY	0.00	0.00	369.72
					0406 MAINTENANCE AND REPAIRS - LAND, BUILDING	420,533.00	420,533.00	324.00
					0408 PROF SERVICE FEES AND CONTR	230,000.00	230,000.00	29,991.76
				0040 OTHER SERVICES AND CHARGES Total		650,533.00	650,533.00	30,685.48

				0070 EQUIPMENT & EQUIPMENT RENTAL	0704 PURCHASES - OTHER EQUIPMENT	10,000.00	10,000.00	375.00
				0070 EQUIPMENT & EQUIPMENT RENTAL Total		10,000.00	10,000.00	375.00
				02 NON-PERSONNEL SERVICES Total		755,533.00	755,533.00	32,543.72
				0100 LOCAL FUND Total		1,272,848.41	1,272,848.41	160,254.67
				1000 AGENCY MANAGEMENT		1,272,848.41	1,272,848.41	160,254.67
				Total		1,272,848.41	1,272,848.41	160,254.67
1030 PROPERTY	1000 AGENCY	0100 LOCAL	01 PERSONNEL	0011 REGULAR PAY - CONT FULL TIME	0111 CONTINUING FULL TIME	503,399.53	503,399.53	126,704.16
MANAGEMENT	MANAGEMENT	FUND	SERVICES	0011 REGULAR PAY - CONT FULL TIME Total		503,399.53	503,399.53	126,704.16
1040 INFORMATION				0013 ADDITIONAL GROSS PAY	0131 SHIFT DIFFERENTIAL	0.00	0.00	128.97
TECHNOLOGY					0136 SUNDAY PAY	0.00	0.00	118.98
				0013 ADDITIONAL GROSS PAY Total		0.00	0.00	247.95
				0014 FRINGE BENEFITS - CURR PERSONNEL	0141 GROUP LIFE INSURANCE	0.00	0.00	66.29
					0142 HEALTH BENEFITS	0.00	0.00	7,476.28
					0147 MISC FRINGE BENEFITS	128,366.88	128,366.88	0.00
					0148 RETIREMENT CONTRIBUTION - FICA	0.00	0.00	7,642.81
					0154 OPTICAL PLAN	0.00	0.00	105.27
					0155 DENTAL PLAN	0.00	0.00	285.07
					0157 PREPAID LEGAL	0.00	0.00	91.08
					0158 MEDICARE CONTRIBUTION	0.00	0.00	1,787.42
					0159 RETIREMENT	0.00	0.00	6,335.19
					0160 DC METRO BENEFITS	0.00	0.00	1.78
					0161 DC HEALTH BENEFIT FEES	0.00	0.00	300.97
				0014 FRINGE BENEFITS - CURR PERSONNEL Total		128,366.88	128,366.88	24,092.16
				0015 OVERTIME PAY	0133 OVERTIME PAY	35,685.00	35,685.00	483.20
				0015 OVERTIME PAY Total		35,685.00	35,685.00	483.20
				01 PERSONNEL SERVICES Total		667,451.41	667,451.41	151,527.47
				02 NON-PERSONNEL	0210 GENERAL		0.00	1,209.02
				0020 SUPPLIES AND MATERIALS			0.00	1,209.02
				0020 SUPPLIES AND MATERIALS Total			0.00	1,209.02
				0040 OTHER SERVICES AND CHARGES	0408 PROF SERVICE FEES AND CONTR	201,515.88	201,515.88	71,130.77
					0494 OCTO IT ASSESSMENT	130,958.16	130,958.16	7,985.47
				0040 OTHER SERVICES AND CHARGES Total		332,474.04	332,474.04	79,116.24
				0070 EQUIPMENT & EQUIPMENT RENTAL	0704 PURCHASES - OTHER EQUIPMENT	0.00	0.00	0.00
				0070 EQUIPMENT & EQUIPMENT RENTAL Total	0711 IT SOFTWARE ACQUISITIONS	335,000.00	335,000.00	63,883.46
				02 NON-PERSONNEL SERVICES Total		667,474.04	667,474.04	144,208.72
				0100 LOCAL FUND Total		1,334,925.45	1,334,925.45	295,736.19
				1000 AGENCY MANAGEMENT		1,334,925.45	1,334,925.45	295,736.19
				Total		1,334,925.45	1,334,925.45	295,736.19
1040 INFORMATION	1000 AGENCY	0100 LOCAL	01 PERSONNEL	0011 REGULAR PAY - CONT FULL TIME	0111 CONTINUING FULL TIME	308,018.67	308,018.67	87,653.89
TECHNOLOGY	MANAGEMENT	FUND	SERVICES	0011 REGULAR PAY - CONT FULL TIME Total		308,018.67	308,018.67	87,653.89
				0014 FRINGE BENEFITS - CURR PERSONNEL	0141 GROUP LIFE INSURANCE	0.00	0.00	110.61
					0142 HEALTH BENEFITS	0.00	0.00	2,682.31
					0147 MISC FRINGE BENEFITS	78,544.77	78,544.77	0.00
					0148 RETIREMENT CONTRIBUTION - FICA	0.00	0.00	2,417.27
					0152 RETIREMENT CONTRIBUTION - CIVIL SERVICE	0.00	0.00	3,336.22
					0154 OPTICAL PLAN	0.00	0.00	48.70
					0155 DENTAL PLAN	0.00	0.00	174.87
					0158 MEDICARE CONTRIBUTION	0.00	0.00	565.31
					0159 RETIREMENT	0.00	0.00	1,999.69
					0161 DC HEALTH BENEFIT FEES	0.00	0.00	121.12
				0014 FRINGE BENEFITS - CURR PERSONNEL Total		78,544.77	78,544.77	11,456.10
				01 PERSONNEL SERVICES Total		386,563.44	386,563.44	99,109.99
				02 NON-PERSONNEL	0201 OFFICE SUPPLIES	1,900.00	1,900.00	0.00
				0020 SUPPLIES AND MATERIALS	0210 GENERAL	0.00	0.00	0.00
				0020 SUPPLIES AND MATERIALS Total		1,900.00	1,900.00	0.00
				0040 OTHER SERVICES AND CHARGES	0408 PROF SERVICE FEES AND CONTR	130,841.00	130,841.00	328.25
				0040 OTHER SERVICES AND CHARGES Total		130,841.00	130,841.00	328.25
				0070 EQUIPMENT & EQUIPMENT RENTAL	0704 PURCHASES - OTHER EQUIPMENT	5,615.00	5,615.00	0.00
				0070 EQUIPMENT & EQUIPMENT RENTAL Total	0711 IT SOFTWARE ACQUISITIONS	0.00	0.00	0.00
				02 NON-PERSONNEL SERVICES Total		5,615.00	5,615.00	0.00
				0100 LOCAL FUND Total		138,356.00	138,356.00	328.25
				1000 AGENCY MANAGEMENT		524,919.44	524,919.44	99,438.24
				Total		524,919.44	524,919.44	99,438.24
1060 LEGAL	1000 AGENCY	0100 LOCAL	01 PERSONNEL	0011 REGULAR PAY - CONT FULL TIME	0111 CONTINUING FULL TIME	410,498.92	410,498.92	89,566.61
SERVICES	MANAGEMENT	FUND	SERVICES	0011 REGULAR PAY - CONT FULL TIME Total		410,498.92	410,498.92	89,566.61
				0012 REGULAR PAY - OTHER	0124 WHEN ACTUALLY EMPLOYED - WAE	0.00	0.00	12,592.06
					0125 TERM FULL-TIME	50,768.12	50,768.12	0.00
				0012 REGULAR PAY - OTHER Total		50,768.12	50,768.12	12,592.06
				0013 ADDITIONAL GROSS PAY	0131 SHIFT DIFFERENTIAL	45.00	45.00	401.30
					0134 TERMINAL LEAVE	22,345.00	22,345.00	0.00
					0135 HOLIDAY PAY	275.00	275.00	0.00
					0136 SUNDAY PAY	370.00	370.00	0.00
				0013 ADDITIONAL GROSS PAY Total		23,035.00	23,035.00	401.30
				0014 FRINGE BENEFITS - CURR PERSONNEL	0141 GROUP LIFE INSURANCE	0.00	0.00	51.00
					0142 HEALTH BENEFITS	0.00	0.00	14,596.13
					0147 MISC FRINGE BENEFITS	117,623.09	117,623.09	0.00
					0148 RETIREMENT CONTRIBUTION - FICA	0.00	0.00	6,092.21
					0154 OPTICAL PLAN	0.00	0.00	110.66
					0155 DENTAL PLAN	0.00	0.00	395.27
					0157 PREPAID LEGAL	0.00	0.00	182.16
					0158 MEDICARE CONTRIBUTION	0.00	0.00	1,424.78
					0159 RETIREMENT	0.00	0.00	4,159.22
					0160 DC METRO BENEFITS	0.00	0.00	3.57
					0161 DC HEALTH BENEFIT FEES	0.00	0.00	743.69
				0014 FRINGE BENEFITS - CURR PERSONNEL Total		117,623.09	117,623.09	27,758.69
				0015 OVERTIME PAY	0133 OVERTIME PAY	3,680.00	3,680.00	1,001.04
				0015 OVERTIME PAY Total		3,680.00	3,680.00	1,001.04
				01 PERSONNEL SERVICES Total		605,605.13	605,605.13	131,319.70
				02 NON-PERSONNEL	0404 MAINTENANCE AND REPAIRS - AUTO	168,758.32	168,758.32	8,683.66
				0040 OTHER SERVICES AND CHARGES		168,758.32	168,758.32	8,683.66
				02 NON-PERSONNEL SERVICES Total		168,758.32	168,758.32	8,683.66
				0100 LOCAL FUND Total		774,363.45	774,363.45	140,003.36
				1000 AGENCY MANAGEMENT		774,363.45	774,363.45	140,003.36
				Total		774,363.45	774,363.45	140,003.36
1070 FLEET	1000 AGENCY	0100 LOCAL	01 PERSONNEL	0011 REGULAR PAY - CONT FULL TIME	0111 CONTINUING FULL TIME	882,863.39	882,863.39	213,809.19
MANAGEMENT	MANAGEMENT	FUND	SERVICES	0011 REGULAR PAY - CONT FULL TIME Total		882,863.39	882,863.39	213,809.19
				0013 ADDITIONAL GROSS PAY	0131 SHIFT DIFFERENTIAL	50.00	50.00	0.00
					0135 HOLIDAY PAY	0.00	0.00	180.08
					0136 SUNDAY PAY	160.00	160.00	386.40
				0013 ADDITIONAL GROSS PAY Total		210.00	210.00	566.48
				0014 FRINGE BENEFITS - CURR PERSONNEL	0141 GROUP LIFE INSURANCE	0.00	0.00	109.44
					0142 HEALTH BENEFITS	0.00	0.00	26,089.71
					0147 MISC FRINGE BENEFITS	225,130.16	225,130.16	0.00
					0148 RETIREMENT CONTRIBUTION - FICA	0.00	0.00	9,675.81
					0154 OPTICAL PLAN	0.00	0.00	184.00

				0155 DENTAL PLAN	0.00	0.00	684.87
				0157 PREPAID LEGAL	0.00	0.00	91.08
				0158 MEDICARE CONTRIBUTION	0.00	0.00	2,913.83
				0159 RETIREMENT	0.00	0.00	9,906.83
				0160 DC METRO BENEFITS	0.00	0.00	1.78
				0161 DC HEALTH BENEFIT FEES	0.00	0.00	1,294.90
				0014 FRINGE BENEFITS - CURR PERSONNEL Total	225,130.16	225,130.16	50,952.25
				0015 OVERTIME PAY	110.00	110.00	74.93
				0015 OVERTIME PAY Total	110.00	110.00	74.93
			01 PERSONNEL SERVICES Total		1,108,313.55	1,108,313.55	265,402.85
		02 NON-PERSONNEL SERVICES	0020 SUPPLIES AND MATERIALS	0210 GENERAL	14,600.00	14,600.00	0.00
			0020 SUPPLIES AND MATERIALS Total		14,600.00	14,600.00	0.00
			0040 OTHER SERVICES AND CHARGES	0408 PROF SERVICE FEES AND CONTR	153,874.00	153,874.00	13,147.42
				0411 PRINTING, DUPLICATING, ETC	39,485.00	39,485.00	0.00
				0414 ADVERTISING	231,481.00	231,481.00	0.00
			0040 OTHER SERVICES AND CHARGES Total		424,840.00	424,840.00	13,147.42
			0070 EQUIPMENT & EQUIPMENT RENTAL	0704 PURCHASES - OTHER EQUIPMENT	3,000.00	3,000.00	0.00
				0711 IT SOFTWARE ACQUISITIONS	5,957.00	5,957.00	0.00
			0070 EQUIPMENT & EQUIPMENT RENTAL Total		8,957.00	8,957.00	0.00
			02 NON-PERSONNEL SERVICES Total		448,397.00	448,397.00	13,147.42
		0100 LOCAL FUND Total			1,556,710.55	1,556,710.55	278,550.27
	1000 AGENCY MANAGEMENT	Total			1,556,710.55	1,556,710.55	278,550.27
1080 COMMUNICATIONS	Total				1,556,710.55	1,556,710.55	278,550.27
1085 CUSTOMER SERVICE	1000 AGENCY MANAGEMENT	0100 LOCAL FUND	01 PERSONNEL SERVICES	0011 REGULAR PAY - CONT FULL TIME	531,756.09	531,756.09	121,493.97
				0011 REGULAR PAY - CONT FULL TIME Total	531,756.09	531,756.09	121,493.97
				0014 FRINGE BENEFITS - CURR PERSONNEL			
				0141 GROUP LIFE INSURANCE	0.00	0.00	86.98
				0142 HEALTH BENEFITS	0.00	0.00	4,589.33
				0147 MISC FRINGE BENEFITS	135,597.81	135,597.81	0.00
				0148 RETIREMENT CONTRIBUTION - FICA	0.00	0.00	3,878.37
				0152 RETIREMENT CONTRIBUTION - CIVIL SERVICE	0.00	0.00	2,165.56
				0154 OPTICAL PLAN	0.00	0.00	90.03
				0155 DENTAL PLAN	0.00	0.00	285.07
				0158 MEDICARE CONTRIBUTION	0.00	0.00	1,289.21
				0159 RETIREMENT	0.00	0.00	4,527.89
				0161 DC HEALTH BENEFIT FEES	0.00	0.00	255.10
			0014 FRINGE BENEFITS - CURR PERSONNEL Total		135,597.81	135,597.81	17,167.54
			01 PERSONNEL SERVICES Total		667,353.90	667,353.90	138,661.51
		0100 LOCAL FUND Total			667,353.90	667,353.90	138,661.51
	1000 AGENCY MANAGEMENT	Total			667,353.90	667,353.90	138,661.51
1085 CUSTOMER SERVICE	Total				667,353.90	667,353.90	138,661.51
1087 LANGUAGE ACCESS	1000 AGENCY MANAGEMENT	0100 LOCAL FUND	02 NON-PERSONNEL SERVICES	0040 OTHER SERVICES AND CHARGES	20,795.00	20,795.00	0.00
				0040 OTHER SERVICES AND CHARGES Total	20,795.00	20,795.00	0.00
			02 NON-PERSONNEL SERVICES Total		20,795.00	20,795.00	0.00
		0100 LOCAL FUND Total			20,795.00	20,795.00	0.00
	1000 AGENCY MANAGEMENT	Total			20,795.00	20,795.00	0.00
1087 LANGUAGE ACCESS	Total				20,795.00	20,795.00	0.00
1090 PERFORMANCE MANAGEMENT	1000 AGENCY MANAGEMENT	0100 LOCAL FUND	01 PERSONNEL SERVICES	0011 REGULAR PAY - CONT FULL TIME	358,584.20	358,584.20	95,626.95
				0011 REGULAR PAY - CONT FULL TIME Total	358,584.20	358,584.20	95,626.95
				0012 REGULAR PAY - OTHER	167,622.20	167,622.20	45,771.87
				0012 REGULAR PAY - OTHER Total	167,622.20	167,622.20	45,771.87
				0013 ADDITIONAL GROSS PAY	25,000.00	25,000.00	5,054.92
				0138 BONUS PAY	0.00	0.00	1,233.70
			0013 ADDITIONAL GROSS PAY Total		25,000.00	25,000.00	6,288.62
				0014 FRINGE BENEFITS - CURR PERSONNEL			
				0141 GROUP LIFE INSURANCE	0.00	0.00	70.95
				0142 HEALTH BENEFITS	0.00	0.00	7,685.85
				0147 MISC FRINGE BENEFITS	134,182.63	134,182.63	0.00
				0148 RETIREMENT CONTRIBUTION - FICA	0.00	0.00	264.01
				0154 OPTICAL PLAN	0.00	0.00	57.57
				0155 DENTAL PLAN	0.00	0.00	213.12
				0158 MEDICARE CONTRIBUTION	0.00	0.00	2,074.72
				0159 RETIREMENT	0.00	0.00	7,322.70
				0161 DC HEALTH BENEFIT FEES	0.00	0.00	412.62
			0014 FRINGE BENEFITS - CURR PERSONNEL Total		134,182.63	134,182.63	18,101.54
			01 PERSONNEL SERVICES Total		685,389.03	685,389.03	165,788.98
		02 NON-PERSONNEL SERVICES	0020 SUPPLIES AND MATERIALS	0209 FOOD PROVISIONS	7,500.00	7,500.00	1,221.58
			0020 SUPPLIES AND MATERIALS Total		7,500.00	7,500.00	1,221.58
			0040 OTHER SERVICES AND CHARGES	0402 TRAVEL - OUT OF CITY	0.00	0.00	0.00
				0408 PROF SERVICE FEES AND CONTR	7,442.00	7,442.00	0.00
				0425 PAYMENT OF MEMBERSHIP DUES	5,000.00	5,000.00	0.00
			0040 OTHER SERVICES AND CHARGES Total		12,442.00	12,442.00	0.00
			0070 EQUIPMENT & EQUIPMENT RENTAL	0702 PURCHASES - EQUIPMENT AND MACHINERY	1,000.00	1,000.00	0.00
			0070 EQUIPMENT & EQUIPMENT RENTAL Total		1,000.00	1,000.00	0.00
			02 NON-PERSONNEL SERVICES Total		20,942.00	20,942.00	1,221.58
		0100 LOCAL FUND Total			706,331.03	706,331.03	167,010.56
	1000 AGENCY MANAGEMENT	Total			706,331.03	706,331.03	167,010.56
1090 PERFORMANCE MANAGEMENT	Total				706,331.03	706,331.03	167,010.56
110F BUDGET OPERATIONS	100F AGENCY FINANCIAL OPERATIONS	0100 LOCAL FUND	01 PERSONNEL SERVICES	0011 REGULAR PAY - CONT FULL TIME	287,779.94	287,779.94	72,712.60
				0011 REGULAR PAY - CONT FULL TIME Total	287,779.94	287,779.94	72,712.60
				0014 FRINGE BENEFITS - CURR PERSONNEL			
				0141 GROUP LIFE INSURANCE	0.00	0.00	66.72
				0142 HEALTH BENEFITS	0.00	0.00	9,391.54
				0147 MISC FRINGE BENEFITS	73,383.89	73,383.89	0.00
				0148 RETIREMENT CONTRIBUTION - FICA	0.00	0.00	2,994.36
				0152 RETIREMENT CONTRIBUTION - CIVIL SERVICE	0.00	0.00	1,385.64
				0154 OPTICAL PLAN	0.00	0.00	50.96
				0155 DENTAL PLAN	0.00	0.00	190.41
				0158 MEDICARE CONTRIBUTION	0.00	0.00	700.29
				0159 RETIREMENT	0.00	0.00	2,645.93
				0161 DC HEALTH BENEFIT FEES	0.00	0.00	431.81
			0014 FRINGE BENEFITS - CURR PERSONNEL Total		73,383.89	73,383.89	17,857.66
			01 PERSONNEL SERVICES Total		361,163.83	361,163.83	90,570.26
		02 NON-PERSONNEL SERVICES	0020 SUPPLIES AND MATERIALS	0210 GENERAL	950.00	950.00	0.00
			0020 SUPPLIES AND MATERIALS Total		950.00	950.00	0.00
			0040 OTHER SERVICES AND CHARGES	0408 PROF SERVICE FEES AND CONTR	1,325.00	1,325.00	0.00
			0040 OTHER SERVICES AND CHARGES Total		1,325.00	1,325.00	0.00
			0070 EQUIPMENT & EQUIPMENT RENTAL	0704 PURCHASES - OTHER EQUIPMENT	250.00	250.00	0.00
			0070 EQUIPMENT & EQUIPMENT RENTAL Total		250.00	250.00	0.00
			02 NON-PERSONNEL SERVICES Total		2,525.00	2,525.00	0.00
		0100 LOCAL FUND Total			363,688.83	363,688.83	90,570.26
	100F AGENCY FINANCIAL OPERATIONS	Total			363,688.83	363,688.83	90,570.26
110F BUDGET OPERATIONS	Total				363,688.83	363,688.83	90,570.26
120F ACCOUNTING OPERATIONS	100F AGENCY FINANCIAL OPERATIONS	0100 LOCAL FUND	01 PERSONNEL SERVICES	0011 REGULAR PAY - CONT FULL TIME	411,826.95	411,826.95	97,777.74
				0011 REGULAR PAY - CONT FULL TIME Total	411,826.95	411,826.95	97,777.74
				0014 FRINGE BENEFITS - CURR PERSONNEL			
				0141 GROUP LIFE INSURANCE	0.00	0.00	121.77
				0142 HEALTH BENEFITS	0.00	0.00	9,997.58
				0147 MISC FRINGE BENEFITS	105,015.89	105,015.89	0.00
				0148 RETIREMENT CONTRIBUTION - FICA	0.00	0.00	3,052.33

				0152 RETIREMENT CONTRIBUTION - CIVIL SERVICE	0.00	0.00	3,383.23
				0154 OPTICAL PLAN	0.00	0.00	86.32
				0155 DENTAL PLAN	0.00	0.00	319.60
				0158 MEDICARE CONTRIBUTION	0.00	0.00	713.85
				0159 RETIREMENT	0.00	0.00	1,919.89
				0161 DC HEALTH BENEFIT FEES	0.00	0.00	272.65
				0014 FRINGE BENEFITS - CURR PERSONNEL Total	105,015.89	105,015.89	19,867.22
				0015 OVERTIME PAY	0.00	0.00	3,011.49
				0015 OVERTIME PAY Total	0.00	0.00	3,011.49
			01 PERSONNEL SERVICES Total		516,842.84	516,842.84	120,656.45
		02 NON-PERSONNEL SERVICES	0020 SUPPLIES AND MATERIALS	0210 GENERAL	1,000.00	1,000.00	0.00
			0020 SUPPLIES AND MATERIALS Total		1,000.00	1,000.00	0.00
			0040 OTHER SERVICES AND CHARGES	0408 PROF SERVICE FEES AND CONTR	4,036.00	4,036.00	105.95
			0040 OTHER SERVICES AND CHARGES Total		4,036.00	4,036.00	105.95
			0041 CONTRACTUAL SERVICES - OTHER	0409 CONTRACTUAL SERVICES - OTHER	2,600.00	2,600.00	0.00
			0041 CONTRACTUAL SERVICES - OTHER Total		2,600.00	2,600.00	0.00
			0070 EQUIPMENT & EQUIPMENT RENTAL	0704 PURCHASES - OTHER EQUIPMENT	600.00	600.00	0.00
			0070 EQUIPMENT & EQUIPMENT RENTAL Total		600.00	600.00	0.00
			02 NON-PERSONNEL SERVICES Total		8,236.00	8,236.00	105.95
		0100 LOCAL FUND Total			525,078.84	525,078.84	120,762.40
		100F AGENCY FINANCIAL OPERATIONS	Total		525,078.84	525,078.84	120,762.40
120F ACCOUNTING OPERATIONS					525,078.84	525,078.84	120,762.40
L210 INTERGOVERN MFNTAI	L200 CHIEF LIBRARIAN	0100 LOCAL FUND	01 PERSONNEL SERVICES	0011 REGULAR PAY - CONT FULL TIME	0111 CONTINUING FULL TIME	123,405.33	123,405.33
				0011 REGULAR PAY - CONT FULL TIME Total		123,405.33	31,179.73
				0014 FRINGE BENEFITS - CURR PERSONNEL	0141 GROUP LIFE INSURANCE	0.00	16.16
					0142 HEALTH BENEFITS	0.00	4,650.19
					0147 MISC FRINGE BENEFITS	31,468.36	0.00
					0148 RETIREMENT CONTRIBUTION - FICA	0.00	1,837.03
					0154 OPTICAL PLAN	0.00	21.16
					0155 DENTAL PLAN	0.00	64.66
					0158 MEDICARE CONTRIBUTION	0.00	429.63
					0159 RETIREMENT	0.00	1,558.97
					0161 DC HEALTH BENEFIT FEES	0.00	230.52
				0014 FRINGE BENEFITS - CURR PERSONNEL Total		31,468.36	8,808.32
			01 PERSONNEL SERVICES Total			154,873.69	39,988.05
		0100 LOCAL FUND Total				154,873.69	39,988.05
		L200 CHIEF LIBRARIAN	Total			154,873.69	39,988.05
L210 INTERGOVERNMENTAL AFFAIRS						154,873.69	39,988.05
L220 EXECUTIVE MANAGEMENT	L200 CHIEF LIBRARIAN	0100 LOCAL FUND	01 PERSONNEL SERVICES	0011 REGULAR PAY - CONT FULL TIME	0111 CONTINUING FULL TIME	117,840.74	33,355.12
				0011 REGULAR PAY - CONT FULL TIME Total		117,840.74	33,355.12
				0013 ADDITIONAL GROSS PAY	0139 RETRO PAY		0.00
				0013 ADDITIONAL GROSS PAY Total			0.00
				0014 FRINGE BENEFITS - CURR PERSONNEL	0141 GROUP LIFE INSURANCE	0.00	16.42
					0142 HEALTH BENEFITS	0.00	1,609.20
					0147 MISC FRINGE BENEFITS	30,049.39	0.00
					0148 RETIREMENT CONTRIBUTION - FICA	0.00	1,927.07
					0154 OPTICAL PLAN	0.00	13.27
					0155 DENTAL PLAN	0.00	45.54
					0158 MEDICARE CONTRIBUTION	0.00	475.86
					0159 RETIREMENT	0.00	1,667.78
					0161 DC HEALTH BENEFIT FEES	0.00	79.78
				0014 FRINGE BENEFITS - CURR PERSONNEL Total		30,049.39	5,834.92
			01 PERSONNEL SERVICES Total			147,890.13	39,190.04
		02 NON-PERSONNEL SERVICES	0020 SUPPLIES AND MATERIALS	0201 OFFICE SUPPLIES	2,169.00	2,169.00	0.00
			0020 SUPPLIES AND MATERIALS Total	0210 GENERAL	0.00	0.00	0.00
			0040 OTHER SERVICES AND CHARGES	0408 PROF SERVICE FEES AND CONTR	55,000.00	55,000.00	0.00
				0425 PAYMENT OF MEMBERSHIP DUES	30,000.00	30,000.00	5,000.00
			0040 OTHER SERVICES AND CHARGES Total		85,000.00	85,000.00	5,000.00
			0070 EQUIPMENT & EQUIPMENT RENTAL	0702 PURCHASES - EQUIPMENT AND MACHINERY	1,000.00	1,000.00	0.00
			0070 EQUIPMENT & EQUIPMENT RENTAL Total	0704 PURCHASES - OTHER EQUIPMENT	0.00	0.00	0.00
			02 NON-PERSONNEL SERVICES Total		1,000.00	1,000.00	0.00
		0100 LOCAL FUND Total			88,169.00	88,169.00	5,000.00
		L200 CHIEF LIBRARIAN	Total		236,059.13	236,059.13	44,190.04
L220 EXECUTIVE MANAGEMENT OFFICE					236,059.13	236,059.13	44,190.04
L310 CHILDREN & YOUNG ADULT	L300 LIBRARY SERVICES	0100 LOCAL FUND	01 PERSONNEL SERVICES	0011 REGULAR PAY - CONT FULL TIME	0111 CONTINUING FULL TIME	0.00	0.00
				0011 REGULAR PAY - CONT FULL TIME Total		0.00	0.00
				0013 ADDITIONAL GROSS PAY	0131 SHIFT DIFFERENTIAL	0.00	0.00
				0013 ADDITIONAL GROSS PAY Total	0136 SUNDAY PAY	0.00	0.00
				0014 FRINGE BENEFITS - CURR PERSONNEL	0141 GROUP LIFE INSURANCE	0.00	0.00
					0142 HEALTH BENEFITS	0.00	0.00
					0148 RETIREMENT CONTRIBUTION - FICA	0.00	0.00
					0154 OPTICAL PLAN	0.00	0.00
					0155 DENTAL PLAN	0.00	0.00
					0157 PREPAID LEGAL	0.00	0.00
					0158 MEDICARE CONTRIBUTION	0.00	0.00
					0159 RETIREMENT	0.00	0.00
					0160 DC METRO BENEFITS	0.00	0.00
				0014 FRINGE BENEFITS - CURR PERSONNEL Total		0.00	0.00
			01 PERSONNEL SERVICES Total			0.00	0.00
		02 NON-PERSONNEL SERVICES	0040 OTHER SERVICES AND CHARGES	0408 PROF SERVICE FEES AND CONTR	0.00	0.00	0.00
			0040 OTHER SERVICES AND CHARGES Total	0414 ADVERTISING	0.00	0.00	0.00
			02 NON-PERSONNEL SERVICES Total		0.00	0.00	0.00
		0100 LOCAL FUND Total			0.00	0.00	0.00
		L300 LIBRARY SERVICES	Total		0.00	0.00	0.00
L310 CHILDREN AND YOUNG ADULT	L300 LIBRARY SERVICES	0100 LOCAL FUND	01 PERSONNEL SERVICES	0011 REGULAR PAY - CONT FULL TIME	0111 CONTINUING FULL TIME	3,384,196.67	868,534.76
				0011 REGULAR PAY - CONT FULL TIME Total		3,384,196.67	868,534.76
				0012 REGULAR PAY - OTHER	0122 CONTINUING PART-TIME	63,932.49	14,074.28
					0125 TERM FULL-TIME	183,620.30	1,798.02
					0126 TERM PART-TIME	21,859.18	0.00
				0012 REGULAR PAY - OTHER Total		269,411.97	15,872.30
				0013 ADDITIONAL GROSS PAY	0131 SHIFT DIFFERENTIAL	36,025.00	9,813.50
					0134 TERMINAL LEAVE	22,390.00	16,710.68
					0135 HOLIDAY PAY	600.00	491.77
					0136 SUNDAY PAY	49,365.00	8,835.81
				0013 ADDITIONAL GROSS PAY Total		108,380.00	35,851.76
				0014 FRINGE BENEFITS - CURR PERSONNEL	0141 GROUP LIFE INSURANCE	0.00	407.74
					0142 HEALTH BENEFITS	0.00	88,725.51
					0147 MISC FRINGE BENEFITS	931,670.23	0.00
					0148 RETIREMENT CONTRIBUTION - FICA	0.00	54,879.96
					0154 OPTICAL PLAN	0.00	854.42
					0155 DENTAL PLAN	0.00	2,844.33

				0157 PREPAID LEGAL	0.00	0.00	1,492.26
				0158 MEDICARE CONTRIBUTION	0.00	0.00	12,834.92
				0159 RETIREMENT	0.00	0.00	39,036.05
				0160 DC METRO BENEFITS	0.00	0.00	19.63
				0161 DC HEALTH BENEFIT FEES	0.00	0.00	4,253.08
				0014 FRINGE BENEFITS - CURR PERSONNEL Total	931,670.23	931,670.23	205,347.90
				0015 OVERTIME PAY	2,890.00	2,890.00	473.69
				0015 OVERTIME PAY Total	2,890.00	2,890.00	473.69
			01 PERSONNEL SERVICES Total		4,696,548.87	4,696,548.87	1,126,080.41
		02 NON-PERSONNEL SERVICES	0020 SUPPLIES AND MATERIALS	0204 EDUCATIONAL	40,000.00	40,000.00	0.00
				0210 GENERAL	0.00	0.00	0.00
			0020 SUPPLIES AND MATERIALS Total		40,000.00	40,000.00	0.00
			0040 OTHER SERVICES AND CHARGES	0406 MAINTENANCE AND REPAIRS - LAND, BUILDING	40,000.00	40,000.00	0.00
				0408 PROF SERVICE FEES AND CONTR	1,230,978.00	1,230,978.00	103,062.05
				0411 PRINTING, DUPLICATING, ETC	20,000.00	20,000.00	0.00
				0414 ADVERTISING	65,000.00	65,000.00	0.00
			0040 OTHER SERVICES AND CHARGES Total		1,355,978.00	1,355,978.00	103,062.05
			0070 EQUIPMENT & EQUIPMENT RENTAL	0701 PURCHASES - FURNITURE AND FIXTURES	50,000.00	50,000.00	0.00
				0710 IT HARDWARE ACQUISITIONS	40,000.00	40,000.00	0.00
			0070 EQUIPMENT & EQUIPMENT RENTAL Total		90,000.00	90,000.00	0.00
			02 NON-PERSONNEL SERVICES Total		1,485,978.00	1,485,978.00	103,062.05
		0100 LOCAL FUND Total			6,182,526.87	6,182,526.87	1,229,142.46
		L300 LIBRARY SERVICES	Total		6,182,526.87	6,182,526.87	1,229,142.46
L310 CHILDREN AND YOUNG ADULT SERVICES			Total		6,182,526.87	6,182,526.87	1,229,142.46
L320 MARTIN LUTHER KING JR MEMORIAL	L300 LIBRARY SERVICES	0100 LOCAL FUND	01 PERSONNEL SERVICES	0011 REGULAR PAY - CONT FULL TIME	3,979,339.61	3,979,339.61	1,030,487.31
				0011 REGULAR PAY - CONT FULL TIME Total	3,979,339.61	3,979,339.61	1,030,487.31
				0012 REGULAR PAY - OTHER	55,771.60	55,771.60	34,067.52
				0122 CONTINUING PART-TIME	56,345.14	56,345.14	0.00
				0125 TERM FULL-TIME	46,712.48	46,712.48	0.00
				0126 TERM PART-TIME			
				0012 REGULAR PAY - OTHER Total	158,829.22	158,829.22	34,067.52
				0013 ADDITIONAL GROSS PAY	36,835.00	36,835.00	8,903.59
				0131 SHIFT DIFFERENTIAL	22,990.00	22,990.00	0.00
				0134 TERMINAL LEAVE	310.00	310.00	0.00
				0135 HOLIDAY PAY	33,900.00	33,900.00	4,777.68
				0136 SUNDAY PAY		0.00	0.00
				0139 RETRO PAY			
				0013 ADDITIONAL GROSS PAY Total	94,035.00	94,035.00	13,681.27
				0014 FRINGE BENEFITS - CURR PERSONNEL	0.00	0.00	661.39
				0141 GROUP LIFE INSURANCE	0.00	0.00	108,689.42
				0142 HEALTH BENEFITS	1,055,233.13	1,055,233.13	0.00
				0147 MISC FRINGE BENEFITS	0.00	0.00	54,600.18
				0148 RETIREMENT CONTRIBUTION - FICA	0.00	0.00	7,999.99
				0152 RETIREMENT CONTRIBUTION - CIVIL SERVICE	0.00	0.00	1,110.03
				0154 OPTICAL PLAN	0.00	0.00	3,872.95
				0155 DENTAL PLAN	0.00	0.00	1,442.75
				0157 PREPAID LEGAL	0.00	0.00	14,090.58
				0158 MEDICARE CONTRIBUTION	0.00	0.00	44,837.96
				0159 RETIREMENT	0.00	0.00	28.55
				0160 DC METRO BENEFITS	0.00	0.00	4,996.86
				0161 DC HEALTH BENEFIT FEES			
				0014 FRINGE BENEFITS - CURR PERSONNEL Total	1,055,233.13	1,055,233.13	242,330.66
				0015 OVERTIME PAY	5,615.00	5,615.00	1,471.01
				0015 OVERTIME PAY Total	5,615.00	5,615.00	1,471.01
			01 PERSONNEL SERVICES Total		5,293,051.96	5,293,051.96	1,322,037.77
		02 NON-PERSONNEL SERVICES	0020 SUPPLIES AND MATERIALS	0210 GENERAL	44,090.00	44,090.00	45.14
			0020 SUPPLIES AND MATERIALS Total		44,090.00	44,090.00	45.14
			0040 OTHER SERVICES AND CHARGES	0408 PROF SERVICE FEES AND CONTR	191,247.00	191,247.00	0.00
			0040 OTHER SERVICES AND CHARGES Total		191,247.00	191,247.00	0.00
			0070 EQUIPMENT & EQUIPMENT RENTAL	0701 PURCHASES - FURNITURE AND FIXTURES	10,000.00	10,000.00	0.00
				0704 PURCHASES - OTHER EQUIPMENT	21,240.00	21,240.00	88.80
			0070 EQUIPMENT & EQUIPMENT RENTAL Total		31,240.00	31,240.00	88.80
			02 NON-PERSONNEL SERVICES Total		266,577.00	266,577.00	133.94
		0100 LOCAL FUND Total			5,559,628.96	5,559,628.96	1,322,171.71
		0600 SPECIAL PURPOSE REVENUE	02 NON-PERSONNEL SERVICES	0020 SUPPLIES AND MATERIALS	5,000.00	5,000.00	0.00
				0020 SUPPLIES AND MATERIALS Total	5,000.00	5,000.00	0.00
				0070 EQUIPMENT & EQUIPMENT RENTAL	5,000.00	5,000.00	0.00
			0070 EQUIPMENT & EQUIPMENT RENTAL Total		5,000.00	5,000.00	0.00
			02 NON-PERSONNEL SERVICES Total		10,000.00	10,000.00	0.00
		0600 SPECIAL PURPOSE REVENUE FUNDS (O'TYPE) Total			10,000.00	10,000.00	0.00
		L300 LIBRARY SERVICES	Total		5,569,628.96	5,569,628.96	1,322,171.71
L320 MARTIN LUTHER KING JR MEMORIAL LIBRARY			Total		5,569,628.96	5,569,628.96	1,322,171.71
L330 NEIGHBORHOOD LIBRARIES	L300 LIBRARY SERVICES	0100 LOCAL FUND	01 PERSONNEL SERVICES	0011 REGULAR PAY - CONT FULL TIME	11,636,476.07	11,636,476.07	2,923,618.97
				0011 REGULAR PAY - CONT FULL TIME Total	11,636,476.07	11,636,476.07	2,923,618.97
				0012 REGULAR PAY - OTHER	473,383.28	473,383.28	153,828.98
				0122 CONTINUING PART-TIME	14,385.93	14,385.93	0.00
				0123 TEMPORARY PART-TIME	0.00	0.00	3,792.26
				0124 WHEN ACTUALLY EMPLOYED - WAE	176,600.79	176,600.79	19,007.72
				0125 TERM FULL-TIME	132,476.34	132,476.34	0.00
				0126 TERM PART-TIME			
				0012 REGULAR PAY - OTHER Total	796,846.34	796,846.34	176,628.96
				0013 ADDITIONAL GROSS PAY	163,935.00	163,935.00	40,950.74
				0131 SHIFT DIFFERENTIAL	35,225.00	35,225.00	5,334.53
				0134 TERMINAL LEAVE	1,540.00	1,540.00	173.83
				0135 HOLIDAY PAY	186,300.00	186,300.00	29,841.57
				0136 SUNDAY PAY		0.00	0.00
				0139 RETRO PAY			
				0013 ADDITIONAL GROSS PAY Total	387,000.00	387,000.00	76,300.67
				0014 FRINGE BENEFITS - CURR PERSONNEL	0.00	0.00	1,730.45
				0141 GROUP LIFE INSURANCE	0.00	0.00	357,243.02
				0142 HEALTH BENEFITS	3,170,510.32	3,170,510.32	0.00
				0147 MISC FRINGE BENEFITS	0.00	0.00	178,423.30
				0148 RETIREMENT CONTRIBUTION - FICA	0.00	0.00	11,784.87
				0152 RETIREMENT CONTRIBUTION - CIVIL SERVICE	0.00	0.00	3,700.12
				0154 OPTICAL PLAN	0.00	0.00	12,623.83
				0155 DENTAL PLAN	0.00	0.00	6,256.11
				0157 PREPAID LEGAL	0.00	0.00	42,541.28
				0158 MEDICARE CONTRIBUTION	0.00	0.00	137,141.80
				0159 RETIREMENT	0.00	0.00	105.31
				0160 DC METRO BENEFITS	0.00	0.00	17,164.99
				0161 DC HEALTH BENEFIT FEES			
				0014 FRINGE BENEFITS - CURR PERSONNEL Total	3,170,510.32	3,170,510.32	768,715.08
				0015 OVERTIME PAY	13,475.00	13,475.00	1,474.60
				0015 OVERTIME PAY Total	13,475.00	13,475.00	1,474.60
			01 PERSONNEL SERVICES Total		16,004,307.73	16,004,307.73	3,946,738.28
		02 NON-PERSONNEL SERVICES	0020 SUPPLIES AND MATERIALS	0210 GENERAL	50,000.00	50,000.00	0.00
			0020 SUPPLIES AND MATERIALS Total		50,000.00	50,000.00	0.00
			0040 OTHER SERVICES AND CHARGES	0408 PROF SERVICE FEES AND CONTR	58,647.00	58,647.00	28.00
			0040 OTHER SERVICES AND CHARGES Total		58,647.00	58,647.00	28.00
			0070 EQUIPMENT & EQUIPMENT RENTAL	0701 PURCHASES - FURNITURE AND FIXTURES	53,100.00	53,100.00	0.00
				0704 PURCHASES - OTHER EQUIPMENT	40,000.00	40,000.00	1,808.68
				0710 IT HARDWARE ACQUISITIONS	28,000.00	28,000.00	0.00

				0070 EQUIPMENT & EQUIPMENT RENTAL Total		121,100.00	121,100.00	1,808.68
				02 NON-PERSONNEL SERVICES Total		229,747.00	229,747.00	1,836.68
				0100 LOCAL FUND Total		16,234,054.73	16,234,054.73	3,948,574.96
				L300 LIBRARY SERVICES Total		16,234,054.73	16,234,054.73	3,948,574.96
L330 NEIGHBORHOOD LIBRARIES				Total		16,234,054.73	16,234,054.73	3,948,574.96
L335 ADULT SERVICES	L300 LIBRARY SERVICES	0100 LOCAL FUND	01 PERSONNEL SERVICES	0011 REGULAR PAY - CONT FULL TIME	0111 CONTINUING FULL TIME	344,950.64	344,950.64	87,634.10
				0011 REGULAR PAY - CONT FULL TIME Total		344,950.64	344,950.64	87,634.10
				0012 REGULAR PAY - OTHER	0122 CONTINUING PART-TIME	0.00	0.00	5,283.32
					0126 TERM PART-TIME	21,246.40	21,246.40	0.00
				0012 REGULAR PAY - OTHER Total		21,246.40	21,246.40	5,283.32
				0013 ADDITIONAL GROSS PAY	0131 SHIFT DIFFERENTIAL	0.00	0.00	21.87
					0136 SUNDAY PAY	0.00	0.00	86.53
				0013 ADDITIONAL GROSS PAY Total		0.00	0.00	108.40
				0014 FRINGE BENEFITS - CURR PERSONNEL	0141 GROUP LIFE INSURANCE	0.00	0.00	48.13
					0142 HEALTH BENEFITS	0.00	0.00	13,483.86
					0147 MISC FRINGE BENEFITS	93,380.24	93,380.24	0.00
					0148 RETIREMENT CONTRIBUTION - FICA	0.00	0.00	5,467.89
					0154 OPTICAL PLAN	0.00	0.00	92.00
					0155 DENTAL PLAN	0.00	0.00	285.07
					0157 PREPAID LEGAL	0.00	0.00	60.72
					0158 MEDICARE CONTRIBUTION	0.00	0.00	1,278.75
					0159 RETIREMENT	0.00	0.00	4,645.81
					0161 DC HEALTH BENEFIT FEES	0.00	0.00	683.69
				0014 FRINGE BENEFITS - CURR PERSONNEL Total		93,380.24	93,380.24	26,045.92
				01 PERSONNEL SERVICES Total		459,577.28	459,577.28	119,071.74
				02 NON-PERSONNEL	0040 OTHER SERVICES AND CHARGES	189,100.00	189,100.00	1,350.00
				0040 OTHER SERVICES AND CHARGES Total	0408 PROF SERVICE FEES AND CONTR	189,100.00	189,100.00	1,350.00
				02 NON-PERSONNEL SERVICES Total		189,100.00	189,100.00	1,350.00
				0100 LOCAL FUND Total		648,677.28	648,677.28	120,421.74
				L300 LIBRARY SERVICES Total		648,677.28	648,677.28	120,421.74
L335 ADULT SERVICES				Total		648,677.28	648,677.28	120,421.74
L340 ADAPTIVE SERVICES	L300 LIBRARY SERVICES	0100 LOCAL FUND	01 PERSONNEL SERVICES	0011 REGULAR PAY - CONT FULL TIME	0111 CONTINUING FULL TIME	575,757.68	575,757.68	157,761.29
				0011 REGULAR PAY - CONT FULL TIME Total		575,757.68	575,757.68	157,761.29
				0012 REGULAR PAY - OTHER	0125 TERM FULL-TIME	61,293.96	61,293.96	0.00
				0012 REGULAR PAY - OTHER Total		61,293.96	61,293.96	0.00
				0013 ADDITIONAL GROSS PAY	0131 SHIFT DIFFERENTIAL	3,405.00	3,405.00	1,148.01
					0134 TERMINAL LEAVE	12,265.00	12,265.00	0.00
					0135 HOLIDAY PAY	255.00	255.00	0.00
					0136 SUNDAY PAY	670.00	670.00	495.22
				0013 ADDITIONAL GROSS PAY Total		16,595.00	16,595.00	1,643.23
				0014 FRINGE BENEFITS - CURR PERSONNEL	0141 GROUP LIFE INSURANCE	0.00	0.00	84.22
					0142 HEALTH BENEFITS	0.00	0.00	22,825.21
					0147 MISC FRINGE BENEFITS	162,448.18	162,448.18	0.00
					0148 RETIREMENT CONTRIBUTION - FICA	0.00	0.00	9,319.19
					0154 OPTICAL PLAN	0.00	0.00	187.16
					0155 DENTAL PLAN	0.00	0.00	632.63
					0157 PREPAID LEGAL	0.00	0.00	273.24
					0158 MEDICARE CONTRIBUTION	0.00	0.00	2,179.48
					0159 RETIREMENT	0.00	0.00	7,218.61
					0160 DC METRO BENEFITS	0.00	0.00	7.14
					0161 DC HEALTH BENEFIT FEES	0.00	0.00	1,163.45
				0014 FRINGE BENEFITS - CURR PERSONNEL Total		162,448.18	162,448.18	43,890.33
				0015 OVERTIME PAY	0133 OVERTIME PAY	35.00	35.00	0.00
				0015 OVERTIME PAY Total		35.00	35.00	0.00
				01 PERSONNEL SERVICES Total		816,129.82	816,129.82	203,294.85
				02 NON-PERSONNEL	0040 OTHER SERVICES AND CHARGES	26,160.00	26,160.00	0.00
					0408 PROF SERVICE FEES AND CONTR	1,000.00	1,000.00	0.00
				0040 OTHER SERVICES AND CHARGES Total	0425 PAYMENT OF MEMBERSHIP DUES	27,160.00	27,160.00	0.00
				0070 EQUIPMENT & EQUIPMENT RENTAL	0710 IT HARDWARE ACQUISITIONS	11,975.00	11,975.00	0.00
				0070 EQUIPMENT & EQUIPMENT RENTAL Total		11,975.00	11,975.00	0.00
				02 NON-PERSONNEL SERVICES Total		39,135.00	39,135.00	0.00
				0100 LOCAL FUND Total		855,264.82	855,264.82	203,294.85
				0700 OPERATING	0040 OTHER SERVICES AND CHARGES	17,300.00	17,300.00	0.00
				0700 OPERATING INTRA-DISTRICT	0040 OTHER SERVICES AND CHARGES Total	17,300.00	17,300.00	0.00
				0700 OPERATING INTRA-DISTRICT SERVICES Total		17,300.00	17,300.00	0.00
				L300 LIBRARY SERVICES Total		872,564.82	872,564.82	203,294.85
L340 ADAPTIVE SERVICES				Total		872,564.82	872,564.82	203,294.85
L350 LITERACY RESOURCES	L300 LIBRARY SERVICES	0100 LOCAL FUND	01 PERSONNEL SERVICES	0011 REGULAR PAY - CONT FULL TIME	0111 CONTINUING FULL TIME	242,194.87	242,194.87	63,473.01
				0011 REGULAR PAY - CONT FULL TIME Total		242,194.87	242,194.87	63,473.01
				0013 ADDITIONAL GROSS PAY	0131 SHIFT DIFFERENTIAL	2,070.00	2,070.00	581.44
					0139 RETRO PAY	0.00	0.00	0.00
				0013 ADDITIONAL GROSS PAY Total		2,070.00	2,070.00	581.44
				0014 FRINGE BENEFITS - CURR PERSONNEL	0141 GROUP LIFE INSURANCE	0.00	0.00	32.71
					0142 HEALTH BENEFITS	0.00	0.00	4,017.62
					0147 MISC FRINGE BENEFITS	61,759.69	61,759.69	0.00
					0148 RETIREMENT CONTRIBUTION - FICA	0.00	0.00	3,850.75
					0154 OPTICAL PLAN	0.00	0.00	47.71
					0155 DENTAL PLAN	0.00	0.00	155.74
					0157 PREPAID LEGAL	0.00	0.00	60.72
					0158 MEDICARE CONTRIBUTION	0.00	0.00	900.57
					0159 RETIREMENT	0.00	0.00	3,170.34
					0160 DC METRO BENEFITS	0.00	0.00	3.57
					0161 DC HEALTH BENEFIT FEES	0.00	0.00	196.82
				0014 FRINGE BENEFITS - CURR PERSONNEL Total		61,759.69	61,759.69	12,436.55
				0015 OVERTIME PAY	0133 OVERTIME PAY	75.00	75.00	0.00
				0015 OVERTIME PAY Total		75.00	75.00	0.00
				01 PERSONNEL SERVICES Total		306,099.56	306,099.56	76,491.00
				02 NON-PERSONNEL	0040 OTHER SERVICES AND CHARGES	19,177.00	19,177.00	2,798.94
				0040 OTHER SERVICES AND CHARGES Total	0408 PROF SERVICE FEES AND CONTR	19,177.00	19,177.00	2,798.94
				02 NON-PERSONNEL SERVICES Total		19,177.00	19,177.00	2,798.94
				0100 LOCAL FUND Total		325,276.56	325,276.56	79,289.94
				0200 FEDERAL GRANT FUND	01 PERSONNEL SERVICES	69,395.22	69,395.22	17,113.85
					0121 TEMPORARY FULL-TIME	0.00	0.00	1,395.29
					0124 WHEN ACTUALLY EMPLOYED - WAE	0.00	0.00	47,071.92
					0125 TERM FULL-TIME	187,644.20	187,644.20	65,581.06
				0012 REGULAR PAY - OTHER Total		257,039.42	257,039.42	377.43
				0013 ADDITIONAL GROSS PAY	0131 SHIFT DIFFERENTIAL	2,000.00	2,000.00	377.43
				0013 ADDITIONAL GROSS PAY Total		2,000.00	2,000.00	377.43
				0014 FRINGE BENEFITS - CURR PERSONNEL	0141 GROUP LIFE INSURANCE	0.00	0.00	17.41
					0142 HEALTH BENEFITS	0.00	0.00	5,511.64
					0147 MISC FRINGE BENEFITS	65,545.05	65,545.05	0.00
					0148 RETIREMENT CONTRIBUTION - FICA	0.00	0.00	3,964.20
					0154 OPTICAL PLAN	0.00	0.00	47.71
					0155 DENTAL PLAN	0.00	0.00	155.74
					0157 PREPAID LEGAL	0.00	0.00	91.08
					0158 MEDICARE CONTRIBUTION	0.00	0.00	927.11

					0159 RETIREMENT	0.00	0.00	2,352.94				
					0160 DC METRO BENEFITS	0.00	0.00	5.35				
					0161 DC HEALTH BENEFIT FEES	0.00	0.00	271.00				
					0014 FRINGE BENEFITS - CURR PERSONNEL Total	65,545.05	65,545.05	13,344.18				
					0015 OVERTIME PAY	0.00	0.00	412.86				
					0015 OVERTIME PAY Total	0.00	0.00	412.86				
					01 PERSONNEL SERVICES Total	324,584.47	324,584.47	79,715.53				
					02 NON-PERSONNEL SERVICES	0020 SUPPLIES AND MATERIALS	0210 GENERAL	7,325.00	7,325.00	0.00		
					0020 SUPPLIES AND MATERIALS Total	7,325.00	7,325.00	0.00				
					0040 OTHER SERVICES AND CHARGES	0402 TRAVEL - OUT OF CITY	0.00	0.00	3,405.25			
						0408 PROF SERVICE FEES AND CONTR	486,148.53	486,148.53	0.00			
						0419 TUITION FOR EMPLOYEE TRAINING	0.00	0.00	0.00			
					0040 OTHER SERVICES AND CHARGES Total	486,148.53	486,148.53	3,405.25				
					0070 EQUIPMENT & EQUIPMENT RENTAL	0704 PURCHASES - OTHER EQUIPMENT	106,000.00	106,000.00	0.00			
					0070 EQUIPMENT & EQUIPMENT RENTAL Total	106,000.00	106,000.00	0.00				
02 NON-PERSONNEL SERVICES Total	599,473.53	599,473.53	3,405.25									
0200 FEDERAL GRANT FUND Total	924,058.00	924,058.00	83,120.78									
L300 LIBRARY SERVICES	Total	1,249,334.56	1,249,334.56	162,410.72								
L350 LITERACY RESOURCES	Total	1,249,334.56	1,249,334.56	162,410.72								
L360 TEENS OF DISTINCTION PROGRAM	L300 LIBRARY SERVICES	0100 LOCAL FUND	01 PERSONNEL SERVICES	0012 REGULAR PAY - OTHER	0123 TEMPORARY PART-TIME	35,845.55	35,845.55	0.00				
					0124 WHEN ACTUALLY EMPLOYED - WAE	0.00	0.00	1,861.68				
				0012 REGULAR PAY - OTHER Total	35,845.55	35,845.55	1,861.68					
				0014 FRINGE BENEFITS - CURR PERSONNEL	0147 MISC FRINGE BENEFITS	9,140.60	9,140.60	0.00				
					0148 RETIREMENT CONTRIBUTION - FICA	0.00	0.00	115.42				
					0158 MEDICARE CONTRIBUTION	0.00	0.00	26.99				
				0014 FRINGE BENEFITS - CURR PERSONNEL Total	9,140.60	9,140.60	142.41					
				01 PERSONNEL SERVICES Total	44,986.15	44,986.15	2,004.09					
				0100 LOCAL FUND Total	44,986.15	44,986.15	2,004.09					
				L300 LIBRARY SERVICES	Total	44,986.15	44,986.15	2,004.09				
				L360 TEENS OF DISTINCTION PROGRAM	Total	44,986.15	44,986.15	2,004.09				
				L370 VOLUNTEERS	L300 LIBRARY SERVICES	0100 LOCAL FUND	01 PERSONNEL SERVICES	0011 REGULAR PAY - CONT FULL TIME	0111 CONTINUING FULL TIME	59,248.69	59,248.69	14,970.17
								0011 REGULAR PAY - CONT FULL TIME Total	59,248.69	59,248.69	14,970.17	
								0014 FRINGE BENEFITS - CURR PERSONNEL	0141 GROUP LIFE INSURANCE	0.00	0.00	7.95
									0142 HEALTH BENEFITS	0.00	0.00	1,280.18
	0147 MISC FRINGE BENEFITS	15,108.42	15,108.42					0.00				
	0148 RETIREMENT CONTRIBUTION - FICA	0.00	0.00					901.69				
	0154 OPTICAL PLAN	0.00	0.00					13.27				
	0155 DENTAL PLAN	0.00	0.00					45.54				
	0158 MEDICARE CONTRIBUTION	0.00	0.00					210.90				
	0159 RETIREMENT	0.00	0.00					748.51				
	0161 DC HEALTH BENEFIT FEES	0.00	0.00					61.32				
0014 FRINGE BENEFITS - CURR PERSONNEL Total	15,108.42	15,108.42	3,269.36									
01 PERSONNEL SERVICES Total	74,357.11	74,357.11	18,239.53									
02 NON-PERSONNEL SERVICES	0020 SUPPLIES AND MATERIALS	0204 EDUCATIONAL	1,120.00					1,120.00	0.00			
0020 SUPPLIES AND MATERIALS Total	1,120.00	1,120.00	0.00									
0040 OTHER SERVICES AND CHARGES	0408 PROF SERVICE FEES AND CONTR	1,100.00	1,100.00	0.00								
	0411 PRINTING, DUPLICATING, ETC	997.00	997.00	0.00								
0040 OTHER SERVICES AND CHARGES Total	2,097.00	2,097.00	0.00									
02 NON-PERSONNEL SERVICES Total	3,217.00	3,217.00	0.00									
0100 LOCAL FUND Total	77,574.11	77,574.11	18,239.53									
L300 LIBRARY SERVICES	Total	77,574.11	77,574.11	18,239.53								
L370 VOLUNTEERS	Total	77,574.11	77,574.11	18,239.53								
L380 COLLECTIONS	L300 LIBRARY SERVICES	0100 LOCAL FUND	01 PERSONNEL SERVICES	0011 REGULAR PAY - CONT FULL TIME	0111 CONTINUING FULL TIME	1,302,111.20	1,302,111.20	312,234.30				
				0011 REGULAR PAY - CONT FULL TIME Total	1,302,111.20	1,302,111.20	312,234.30					
				0013 ADDITIONAL GROSS PAY	0131 SHIFT DIFFERENTIAL	0.00	0.00	1.80				
					0136 SUNDAY PAY	0.00	0.00	1.12				
				0013 ADDITIONAL GROSS PAY Total	0.00	0.00	2.92					
				0014 FRINGE BENEFITS - CURR PERSONNEL	0141 GROUP LIFE INSURANCE	0.00	0.00	426.59				
					0142 HEALTH BENEFITS	0.00	0.00	31,824.11				
					0147 MISC FRINGE BENEFITS	332,038.37	332,038.37	0.00				
					0148 RETIREMENT CONTRIBUTION - FICA	0.00	0.00	8,253.05				
					0152 RETIREMENT CONTRIBUTION - CIVIL SERVICE	0.00	0.00	12,200.23				
					0154 OPTICAL PLAN	0.00	0.00	309.24				
					0155 DENTAL PLAN	0.00	0.00	1,036.87				
					0157 PREPAID LEGAL	0.00	0.00	455.07				
					0158 MEDICARE CONTRIBUTION	0.00	0.00	3,029.69				
					0159 RETIREMENT	0.00	0.00	4,071.67				
	0160 DC METRO BENEFITS	0.00	0.00	21.42								
	0161 DC HEALTH BENEFIT FEES	0.00	0.00	498.18								
0014 FRINGE BENEFITS - CURR PERSONNEL Total	332,038.37	332,038.37	62,126.12									
0015 OVERTIME PAY	0133 OVERTIME PAY	105.00	105.00	1,154.08								
0015 OVERTIME PAY Total	105.00	105.00	1,154.08									
01 PERSONNEL SERVICES Total	1,634,254.57	1,634,254.57	375,517.42									
02 NON-PERSONNEL SERVICES	0020 SUPPLIES AND MATERIALS	0210 GENERAL	21,932.00	21,932.00	1,514.80							
0020 SUPPLIES AND MATERIALS Total	21,932.00	21,932.00	1,514.80									
0040 OTHER SERVICES AND CHARGES	0408 PROF SERVICE FEES AND CONTR	189,046.00	189,046.00	0.00								
	0425 PAYMENT OF MEMBERSHIP DUES	65.00	65.00	0.00								
0040 OTHER SERVICES AND CHARGES Total	189,111.00	189,111.00	0.00									
0070 EQUIPMENT & EQUIPMENT RENTAL	0708 LIBRARY BOOKS	4,530,432.00	4,876,205.83	343,401.67								
0070 EQUIPMENT & EQUIPMENT RENTAL Total	4,530,432.00	4,876,205.83	343,401.67									
02 NON-PERSONNEL SERVICES Total	4,741,475.00	5,087,248.83	344,916.47									
0100 LOCAL FUND Total	6,375,729.57	6,721,503.40	720,433.89									
L300 LIBRARY SERVICES	Total	6,375,729.57	6,721,503.40	720,433.89								
L380 COLLECTIONS	Total	6,375,729.57	6,721,503.40	720,433.89								
L390 LIBRARY PROGRAM INFORMATION	L300 LIBRARY SERVICES	0100 LOCAL FUND	02 NON-PERSONNEL SERVICES	0040 OTHER SERVICES AND CHARGES	0408 PROF SERVICE FEES AND CONTR	54,857.00	54,857.00	0.00				
					0411 PRINTING, DUPLICATING, ETC	5,000.00	5,000.00	0.00				
				0040 OTHER SERVICES AND CHARGES Total	59,857.00	59,857.00	0.00					
				02 NON-PERSONNEL SERVICES Total	59,857.00	59,857.00	0.00					
				0100 LOCAL FUND Total	59,857.00	59,857.00	0.00					
L300 LIBRARY SERVICES	Total	59,857.00	59,857.00	0.00								
L390 LIBRARY PROGRAM INFORMATION	Total	59,857.00	59,857.00	0.00								
L410 CUSTODIAL AND	L400 BUSINESS OPERATIONS	0100 LOCAL FUND	01 PERSONNEL SERVICES	0011 REGULAR PAY - CONT FULL TIME	0111 CONTINUING FULL TIME	2,629,009.07	2,629,009.07	642,056.05				
				0011 REGULAR PAY - CONT FULL TIME Total	2,629,009.07	2,629,009.07	642,056.05					
				0012 REGULAR PAY - OTHER	0124 WHEN ACTUALLY EMPLOYED - WAE	0.00	0.00	14,158.61				
				0012 REGULAR PAY - OTHER Total	0.00	0.00	14,158.61					
				0013 ADDITIONAL GROSS PAY	0131 SHIFT DIFFERENTIAL	63,175.00	63,175.00	12,465.90				
					0134 TERMINAL LEAVE	4,755.00	4,755.00	6,556.16				
					0135 HOLIDAY PAY	19,140.00	19,140.00	3,226.40				
					0136 SUNDAY PAY	44,560.00	44,560.00	5,861.11				
					0139 RETRO PAY	0.00	0.00	0.00				
				0013 ADDITIONAL GROSS PAY Total	131,630.00	131,630.00	28,109.57					
				0014 FRINGE BENEFITS - CURR PERSONNEL	0141 GROUP LIFE INSURANCE	0.00	0.00	404.14				
					0142 HEALTH BENEFITS	0.00	0.00	106,382.83				
					0147 MISC FRINGE BENEFITS	670,397.29	670,397.29	0.00				
					0148 RETIREMENT CONTRIBUTION - FICA	0.00	0.00	35,117.64				
					0152 RETIREMENT CONTRIBUTION - CIVIL SERVICE	0.00	0.00	7,030.36				

				0154 OPTICAL PLAN	0.00	0.00	794.22
				0155 DENTAL PLAN	0.00	0.00	2,856.76
				0157 PREPAID LEGAL	0.00	0.00	1,219.34
				0158 MEDICARE CONTRIBUTION	0.00	0.00	9,079.20
				0159 RETIREMENT	0.00	0.00	24,378.92
				0160 DC METRO BENEFITS	0.00	0.00	30.34
				0161 DC HEALTH BENEFIT FEES	0.00	0.00	4,022.29
				0014 FRINGE BENEFITS - CURR PERSONNEL Total	670,397.29	670,397.29	191,316.04
				0015 OVERTIME PAY	123,455.00	123,455.00	20,853.10
				0015 OVERTIME PAY Total	123,455.00	123,455.00	20,853.10
			01 PERSONNEL SERVICES Total		3,554,491.36	3,554,491.36	896,493.37
			02 NON-PERSONNEL SERVICES	0020 SUPPLIES AND MATERIALS	150,000.00	150,000.00	39,658.05
				0020 SUPPLIES AND MATERIALS Total	150,000.00	150,000.00	39,658.05
				0040 OTHER SERVICES AND CHARGES	905,614.00	905,614.00	0.00
				0406 MAINTENANCE AND REPAIRS - LAND, BUILDING	1,767,955.00	1,767,955.00	99,279.34
				0416 POSTAGE	0.00	0.00	190.43
				0040 OTHER SERVICES AND CHARGES Total	2,673,569.00	2,673,569.00	99,469.77
				0070 EQUIPMENT & EQUIPMENT RENTAL	10,000.00	10,000.00	0.00
				0070 EQUIPMENT & EQUIPMENT RENTAL Total	10,000.00	10,000.00	0.00
			02 NON-PERSONNEL SERVICES Total		2,833,569.00	2,833,569.00	139,127.82
			0100 LOCAL FUND Total		6,388,060.36	6,388,060.36	1,035,621.19
			L400 BUSINESS OPERATIONS Total		6,388,060.36	6,388,060.36	1,035,621.19
			L410 CUSTODIAL AND MAINTENANCE		6,388,060.36	6,388,060.36	1,035,621.19
			L420 PUBLIC SAFETY		6,388,060.36	6,388,060.36	1,035,621.19
			L400 BUSINESS OPERATIONS		6,388,060.36	6,388,060.36	1,035,621.19
			0100 LOCAL FUND		6,388,060.36	6,388,060.36	1,035,621.19
			01 PERSONNEL SERVICES	0011 REGULAR PAY - CONT FULL TIME	1,254,275.45	1,254,275.45	328,235.59
				0011 REGULAR PAY - CONT FULL TIME Total	1,254,275.45	1,254,275.45	328,235.59
				0012 REGULAR PAY - OTHER	52,489.83	52,489.83	0.00
				0121 TEMPORARY FULL-TIME	61,923.01	61,923.01	28,961.83
				0122 CONTINUING PART-TIME	151,626.93	151,626.93	0.00
				0123 TEMPORARY PART-TIME	0.00	0.00	28,060.04
				0124 WHEN ACTUALLY EMPLOYED - WAE	266,039.77	266,039.77	57,021.87
				0012 REGULAR PAY - OTHER Total	266,039.77	266,039.77	57,021.87
				0013 ADDITIONAL GROSS PAY	16,865.00	16,865.00	8,072.09
				0131 SHIFT DIFFERENTIAL	1,730.00	1,730.00	0.00
				0134 TERMINAL LEAVE	6,145.00	6,145.00	2,954.24
				0135 HOLIDAY PAY	22,175.00	22,175.00	6,041.14
				0136 SUNDAY PAY	0.00	0.00	0.00
				0139 RETRO PAY	46,915.00	46,915.00	17,067.47
				0013 ADDITIONAL GROSS PAY Total	46,915.00	46,915.00	17,067.47
				0014 FRINGE BENEFITS - CURR PERSONNEL	0.00	0.00	198.22
				0141 GROUP LIFE INSURANCE	0.00	0.00	45,321.26
				0142 HEALTH BENEFITS	387,680.42	387,680.42	0.00
				0147 MISC FRINGE BENEFITS	0.00	0.00	25,507.42
				0148 RETIREMENT CONTRIBUTION - FICA	0.00	0.00	997.69
				0152 RETIREMENT CONTRIBUTION - CIVIL SERVICE	0.00	0.00	464.82
				0154 OPTICAL PLAN	0.00	0.00	1,535.52
				0155 DENTAL PLAN	0.00	0.00	521.07
				0157 PREPAID LEGAL	0.00	0.00	6,161.15
				0158 MEDICARE CONTRIBUTION	0.00	0.00	16,173.23
				0159 RETIREMENT	0.00	0.00	8.92
				0160 DC METRO BENEFITS	0.00	0.00	1,996.52
				0161 DC HEALTH BENEFIT FEES	387,680.42	387,680.42	98,885.82
				0014 FRINGE BENEFITS - CURR PERSONNEL Total	387,680.42	387,680.42	98,885.82
				0015 OVERTIME PAY	91,805.00	91,805.00	52,137.40
				0133 OVERTIME PAY	91,805.00	91,805.00	52,137.40
				0015 OVERTIME PAY Total	91,805.00	91,805.00	52,137.40
			01 PERSONNEL SERVICES Total		2,046,715.64	2,046,715.64	553,348.15
			02 NON-PERSONNEL SERVICES	0020 SUPPLIES AND MATERIALS	20,000.00	20,000.00	0.00
				0210 GENERAL	3,000.00	3,000.00	0.00
				0020 SUPPLIES AND MATERIALS Total	23,000.00	23,000.00	0.00
				0040 OTHER SERVICES AND CHARGES	283,254.00	283,254.00	426.55
				0408 PROF SERVICE FEES AND CONTR	10,000.00	10,000.00	0.00
				0419 TUITION FOR EMPLOYEE TRAINING	293,254.00	293,254.00	426.55
				0040 OTHER SERVICES AND CHARGES Total	2,000.00	2,000.00	0.00
				0070 EQUIPMENT & EQUIPMENT RENTAL	2,000.00	2,000.00	0.00
				0070 EQUIPMENT & EQUIPMENT RENTAL Total	2,000.00	2,000.00	0.00
			02 NON-PERSONNEL SERVICES Total		318,254.00	318,254.00	426.55
			0100 LOCAL FUND Total		2,364,969.64	2,364,969.64	553,774.70
			0600 SPECIAL PURPOSE REVENUE		47,500.00	47,500.00	0.00
			01 PERSONNEL SERVICES	0015 OVERTIME PAY	47,500.00	47,500.00	0.00
				0015 OVERTIME PAY Total	47,500.00	47,500.00	0.00
			01 PERSONNEL SERVICES Total		47,500.00	47,500.00	0.00
			02 NON-PERSONNEL SERVICES	0020 SUPPLIES AND MATERIALS	2,500.00	2,500.00	0.00
				0020 SUPPLIES AND MATERIALS Total	2,500.00	2,500.00	0.00
			02 NON-PERSONNEL SERVICES Total		2,500.00	2,500.00	0.00
			0600 SPECIAL PURPOSE REVENUE FUNDS (O'TYPE) Total		50,000.00	50,000.00	0.00
			L400 BUSINESS OPERATIONS Total		2,414,969.64	2,414,969.64	553,774.70
			L420 PUBLIC SAFETY		2,414,969.64	2,414,969.64	553,774.70
			L430 ASSET MANAGEMENT		2,414,969.64	2,414,969.64	553,774.70
			L400 BUSINESS OPERATIONS		2,414,969.64	2,414,969.64	553,774.70
			0100 LOCAL FUND		2,414,969.64	2,414,969.64	553,774.70
			01 PERSONNEL SERVICES	0011 REGULAR PAY - CONT FULL TIME	65,986.95	65,986.95	16,672.68
				0011 REGULAR PAY - CONT FULL TIME Total	65,986.95	65,986.95	16,672.68
				0014 FRINGE BENEFITS - CURR PERSONNEL	16,826.67	16,826.67	0.00
				0147 MISC FRINGE BENEFITS	0.00	0.00	1,033.72
				0148 RETIREMENT CONTRIBUTION - FICA	0.00	0.00	22.15
				0154 OPTICAL PLAN	0.00	0.00	83.79
				0155 DENTAL PLAN	0.00	0.00	241.75
				0158 MEDICARE CONTRIBUTION	16,826.67	16,826.67	1,381.41
				0014 FRINGE BENEFITS - CURR PERSONNEL Total	16,826.67	16,826.67	1,381.41
			01 PERSONNEL SERVICES Total		82,813.62	82,813.62	18,054.09
			02 NON-PERSONNEL SERVICES	0040 OTHER SERVICES AND CHARGES	30,637.00	30,637.00	0.00
				0408 PROF SERVICE FEES AND CONTR	30,637.00	30,637.00	0.00
				0040 OTHER SERVICES AND CHARGES Total	30,637.00	30,637.00	0.00
			02 NON-PERSONNEL SERVICES Total		30,637.00	30,637.00	0.00
			0100 LOCAL FUND Total		113,450.62	113,450.62	18,054.09
			L400 BUSINESS OPERATIONS Total		113,450.62	113,450.62	18,054.09
			L430 ASSET MANAGEMENT		113,450.62	113,450.62	18,054.09
			L440 21ST CENTURY CAPITAL		113,450.62	113,450.62	18,054.09
			L400 BUSINESS OPERATIONS		113,450.62	113,450.62	18,054.09
			0100 LOCAL FUND		113,450.62	113,450.62	18,054.09
			02 NON-PERSONNEL SERVICES	0020 SUPPLIES AND MATERIALS	15,000.00	15,000.00	0.00
				0020 SUPPLIES AND MATERIALS Total	15,000.00	15,000.00	0.00
				0040 OTHER SERVICES AND CHARGES	93,663.00	93,663.00	0.00
				0408 PROF SERVICE FEES AND CONTR	9,154.00	9,154.00	0.00
				0411 PRINTING, DUPLICATING, ETC	25,000.00	25,000.00	0.00
				0414 ADVERTISING	127,817.00	127,817.00	0.00
				0040 OTHER SERVICES AND CHARGES Total	10,000.00	10,000.00	0.00
				0070 EQUIPMENT & EQUIPMENT RENTAL	10,000.00	10,000.00	0.00
				0070 EQUIPMENT & EQUIPMENT RENTAL Total	10,000.00	10,000.00	0.00
			02 NON-PERSONNEL SERVICES Total		152,817.00	152,817.00	0.00
			0100 LOCAL FUND Total		152,817.00	152,817.00	0.00
			L400 BUSINESS OPERATIONS Total		152,817.00	152,817.00	0.00
			L440 21ST CENTURY CAPITAL PROJECTS		152,817.00	152,817.00	0.00
			L450 PUBLIC SERVICE TECHNOLOGY		152,817.00	152,817.00	0.00
			L400 BUSINESS OPERATIONS		152,817.00	152,817.00	0.00
			0100 LOCAL FUND		152,817.00	152,817.00	0.00
			01 PERSONNEL SERVICES	0011 REGULAR PAY - CONT FULL TIME	997,896.36	997,896.36	238,410.47
				0011 REGULAR PAY - CONT FULL TIME Total	997,896.36	997,896.36	238,410.47
				0012 REGULAR PAY - OTHER	0.00	0.00	116.84
				0122 CONTINUING PART-TIME	0.00	0.00	9,129.90
				0126 TERM PART-TIME	0.00	0.00	9,246.74
				0012 REGULAR PAY - OTHER Total	0.00	0.00	9,246.74
				0013 ADDITIONAL GROSS PAY	425.00	425.00	407.15
				0131 SHIFT DIFFERENTIAL	4,090.00	4,090.00	0.00
				0134 TERMINAL LEAVE	615.00	615.00	342.91
				0136 SUNDAY PAY			

				0138 BONUS PAY	0.00	0.00	910.47	
				0139 RETRO PAY		0.00	0.00	
			0013 ADDITIONAL GROSS PAY Total		5,130.00	5,130.00	1,660.53	
			0014 FRINGE BENEFITS - CURR PERSONNEL	0141 GROUP LIFE INSURANCE	0.00	0.00	107.07	
				0142 HEALTH BENEFITS	0.00	0.00	30,582.13	
				0147 MISC FRINGE BENEFITS	254,463.58	254,463.58	0.00	
				0148 RETIREMENT CONTRIBUTION - FICA	0.00	0.00	12,479.45	
				0154 OPTICAL PLAN	0.00	0.00	221.40	
				0155 DENTAL PLAN	0.00	0.00	795.08	
				0158 MEDICARE CONTRIBUTION	0.00	0.00	3,443.60	
				0159 RETIREMENT	0.00	0.00	11,365.57	
			0161 DC HEALTH BENEFIT FEES	0.00	0.00	1,468.63		
			0014 FRINGE BENEFITS - CURR PERSONNEL Total		254,463.58	254,463.58	60,462.93	
			0015 OVERTIME PAY	0133 OVERTIME PAY	38,070.00	38,070.00	1,893.28	
			0015 OVERTIME PAY Total		38,070.00	38,070.00	1,893.28	
			01 PERSONNEL SERVICES Total				1,295,559.94	1,295,559.94
		02 NON-PERSONNEL SERVICES	0040 OTHER SERVICES AND CHARGES	0408 PROF SERVICE FEES AND CONTR	992,500.00	992,500.00	177,885.59	
			0040 OTHER SERVICES AND CHARGES Total		992,500.00	992,500.00	177,885.59	
			0041 CONTRACTUAL SERVICES - OTHER	0459 CONTRACTUAL SERVICES - IT	54,388.00	54,388.00	9,800.00	
			0041 CONTRACTUAL SERVICES - OTHER Total		54,388.00	54,388.00	9,800.00	
			0070 EQUIPMENT & EQUIPMENT RENTAL	0704 PURCHASES - OTHER EQUIPMENT	0.00	0.00	0.00	
				0706 RENTALS - MACHINERY AND EQUIPMENT	500,000.00	500,000.00	0.00	
				0711 IT SOFTWARE ACQUISITIONS	90,000.00	90,000.00	0.00	
			0070 EQUIPMENT & EQUIPMENT RENTAL Total		590,000.00	590,000.00	0.00	
		02 NON-PERSONNEL SERVICES Total				1,636,888.00	1,636,888.00	187,685.59
		0100 LOCAL FUND Total				2,932,447.94	2,932,447.94	499,359.54
		0600 SPECIAL PURPOSE REVENUE	02 NON-PERSONNEL SERVICES	0040 OTHER SERVICES AND CHARGES	0408 PROF SERVICE FEES AND CONTR	702,000.00	702,000.00	0.00
					0442 IT SOFTWARE MAINTENANCE	0.00	0.00	212,988.21
				0040 OTHER SERVICES AND CHARGES Total		702,000.00	702,000.00	212,988.21
				0070 EQUIPMENT & EQUIPMENT RENTAL	0706 RENTALS - MACHINERY AND EQUIPMENT	150,000.00	150,000.00	57,424.13
				0710 IT HARDWARE ACQUISITIONS	398,000.00	398,000.00	0.00	
			0070 EQUIPMENT & EQUIPMENT RENTAL Total		548,000.00	548,000.00	57,424.13	
		02 NON-PERSONNEL SERVICES Total				1,250,000.00	1,250,000.00	270,412.34
		0600 SPECIAL PURPOSE REVENUE FUNDS (O'TYPE) Total				1,250,000.00	1,250,000.00	270,412.34
		L400 BUSINESS OPERATIONS Total				4,182,447.94	4,182,447.94	769,771.88
		L450 PUBLIC SERVICE TECHNOLOGY Total				4,182,447.94	4,182,447.94	769,771.88
		Grand Total				60,275,166.00	60,620,939.83	12,021,090.83

GENERAL QUESTIONS

Question Number 66

Provide a complete accounting of all intra-district transfers received by or transferred from DCPL during FY16 and to date in FY17. For each, provide a narrative description as to the purpose of the transfer and which programs, activities, and services within DCPL the transfer affected.

FY 2016 Intra-Districts - DCPL as Seller

ADVANCED FROM AGENCY	BUYER APPROPRIATE D FUND	PROJECT CODE/ PHASE	Program/ Activity	FY16 Year End Expenditure	Purpose
					No Capital Intra-District Funds in FY2016
Capital Sub-total				\$ -	
DL0	0100	0BEPOL/16	L400/L420	13,256.25	Board of Elections (DL0) to use libraries as polling sites
JM0	0200	0NFBNS/16	L300/L340	16,938.30	National Foundation for the Blind Newsline Services from DDS/RSA (Dept. on Disability Services/Rehabilitation Services Administration) (JM0)
Operating Sub-Total				\$ 30,194.55	

FY 2016 Intra-Districts - DCPL as Buyer

ADVANCED FROM AGENCY	BUYER APPROPRIATE D FUND	PROJECT CODE/ PHASE	Program/ Activity	FY16 Year End Expenditure	Purpose
CE0	0100	7ACCE6/16	100F/120F	2,600.00	Armored Car Service to the OCFO (Office of the Chief Financial Officer) (AT0)
CE0	0100	AEDCPL/16	1000/1060	70,000.00	Labor Relations to the Office of the City Administrator (AE0)
CE0	0100	6SVOCE/01	1000/1040	105,660.33	IT Assessment to the Office of the Chief Technology Officer (TO0) for Server Operations
CE0	0100	6SVSCE/01	1000/1040	8,380.00	IT Assessment to OCTO (TO0) for ServUs
CE0	0100	6AIMCE/01	1000/1040	2,666.00	IT Assessment to OCTO (TO0) for Apple Implementation
CE0	0100	6DNTCE/10	1000/1030	50,000.00	RTS (Request for Telephone Services) to OCTO (TO0) for DC Net Sweep
CE0	0100	G308CE/03	L300/L390	1,399.90	RTS to OFRM (Office of Financial and Resource Management) (AS0)
CE0	0100	6FMCE0/16	1000/1070	107,984.09	Automotive Maintenance to Dept. of Public Works (KT0)
CE0	0100	CEBE16/01	1000/1060	4,004.75	Employee Suitability Checks to DCHR (BE0)
CE0	0100	D305CE/01	1000/1030	0.00	Fixed Costs to the Department of General Services (AM0)
CE0	0100	DCPL16/16	L400/L420	19,500.00	Radio Communications to the Office of Unified Communications (UC0)
CE0	0100	PLB16N/16	1000/1010	0.00	Fitness for Duty to MPD (FA0)
CE0	0100	CEF01C/16	1000/1030	34,436.47	Attorney for DCPL Leases to Dept. of General Services (AM0)
CE0	1120	DCPLVR/16	L300/L310	10,499.96	Books from Birth Vital Records to Dept. of Health (HC0)
CE0	0200	8SACE6/16	L300/L350	2,500.00	Single Audit to OCFO (AT0)
CE0	0100	PC6CE0/01	Various	569,451.05	Purchase Card Payments (Local) to JPMorgan to Office of Contracts and Procurement (PO0)
CE0	0200	PC6CE0/01	L300/L350	39,520.32	Purchase Card Payments (Federal Grants) to JPMorgan to PO0
CE0	0300	CEF02C/01	MCL03C/03	4,000,000.00	Penn Center Swing Space to Dept. of General Services (AM0)
Operating Sub-Total				\$ 5,028,602.87	

FY 2017 1ST QTR Intra-Districts - DCPL as Sellers

ADVANCED FROM AGENCY	BUYER APPROPRIATE D FUND	PROJECT CODE/ PHASE	Program/ Activity	FY17 1st QTR Budget Available
Capital Sub-total				\$ -
DL0	0100	0BEPOL/17	L400/L420	
JM0	0200	0NFBNS/17	L300/L340	17,300.00
Operating Sub-Total				\$ 17,300.00

Purpose

No Capital Intra-District Funds in FY2017

Board of Elections (DL0) to use libraries as polling sites

National Foundation for the Blind Newsline Services from DDS/RSA (Dept. on Disability Services/Rehabilitation Services Administration) (JM0)

FY 2017 1ST QTR Intra-Districts - DCPL as Buyer

ADVANCED FROM AGENCY	BUYER APPROPRIATE D FUND	PROJECT CODE/ PHASE	Program/ Activity	FY17 1st QTR Budget Available
CE0	0100	7ACCE6/17	100F/120F	0.00
CE0	0100	AEDCPL/17	1000/1060	0.00
CE0	0100	7GCSCE/01	1000/1040	93,372.27
CE0	0100	7NOCCE/01	1000/1040	12,405.93
CE0	0100	7ISUCE/01	1000/1040	1,001.61
CE0	0100	7COMCE/01	1000/1040	14,850.00
CE0	0100	7AIMCE/01	1000/1040	2,727.78
CE0	0100	7BIACE/01	1000/1040	6,600.57
CE0	0100	7DCTCE/10	1000/1030	50,000.00
CE0	0100	F380CE/03	1000/1030	0.00
CE0	0100	7FMCE0/17	1000/1070	168,758.32
CE0	0100	CEBE17/01	1000/1060	16,845.00
CE0	0100	D305CE/01	1000/1030	0.00
CE0	0100	DCPL17/17	L400/L420	0.00
CE0	0100	PLB17N/17	1000/1010	0.00
CE0	1120	DCPLVR/17	L300/L310	0.00
CE0	0200	8SACE6/17	L300/L350	0.00
CE0	0100	PC7CE0/01	Various	535,626.00
CE0	0200	PC7CE0/01	Various	31,325.00
CE0	0600	PC7CE0/01	Various	0.00
CE0	0700	PC7CE0/01	Various	0.00
Operating Sub-Total				\$ 933,512.48

Purpose

Armored Car Service to the OCFO (Office of the Chief Financial Officer) (AT0) - [Projected \\$2,600 not yet advanced](#)

Labor Relations to the Office of the City Administrator (AE0) - [Projected \\$70,000 not yet advanced](#)

IT Assessment to OCTO (Office of the Chief Technology Officer) (TO0) for Virtual Machines & Shared Centralized Services

IT Assessment to OCTO (TO0) for NOC (Network Operations Center - 24/7/365)

IT Assessment to OCTO (TO0) for ServUs

IT Assessment to OCTO (TO0) for SharePoint

IT Assessment to OCTO (TO0) for Quickbase and PayPal

IT Assessment to OCTO (TO0) for Business Intelligence

RTS (Request for Telephone Services) to OCTO (TO0) for DC Net Sweep

RTS to the Office of Financial Resources and Management (OFRM) (AS0)

Automotive Maintenance to Dept. of Public Works (KT0)

Employee Suitability Checks to DCHR (BE0)

Fixed Costs to the Department of General Services (AM0)

Radio Communications to the Office of Unified Communications (UC0) - [Projected \\$19,500 not yet advanced](#)

Fitness for Duty to MPD (FA0) - [Projected \\$13,453.85 not yet advanced](#)

Books from Birth Vital Records to Dept. of Health (HC0) - [Projected \\$3,000 not yet advanced](#)

Single Audit to OCFO (AT0) - [Projected \\$2,500 not yet advanced](#)

Purchase Card Payments to JPMorgan to Office of Contracts and Procurement (PO0)

Purchase Card Payments to JPMorgan to PO0

Purchase Card Payments to JPMorgan to PO0

Purchase Card Payments to JPMorgan to PO0

GENERAL QUESTIONS

Question Number 67

Provide a complete accounting of all reprogrammings received by or transferred from DCPL during FY16 and to date in FY17. For each, provide a narrative description as to the purpose and reason of the transfer and which programs, activities, and services within the agency the reprogramming affected. In addition, provide an accounting of all reprogrammings made within the agency that exceeded \$100,000 and provide a narrative description as to the purpose and reason of the transfer and which programs, activities, and services within the agency the reprogramming affected.

FY16 Reprogrammings

Fund Type	Reprogramming Amount	Purpose / Reason	Programs / Activities Affected
Local	299,434.01	To properly align the PS budgets in the Chief Librarian (L200) and Business Operations (L400) programs, so that the PS budget is not in deficit. Also, this reprogramming was requested to address the various telecommunications costs not included in the FY16 Request for Telephone Services (RTS) budget.	PS funds will be reprogrammed from 1) Term Full Time (Object 0125) from the Agency Management Program (Information Technology – Activity 1040) and from Library Services (Collections – Activity L380); 2) Temporary Full Time (Object 0121) from the Agency Management Program (Fleet Management – Activity 1070); and Temporary Part-Time (Object 0123) from Library Services (Teens of Distinction Program – Activity L360). PS Funding will be moved to 1) Miscellaneous Fringe Benefits (Object 0147) in Chief Librarian (Intergovernmental Affairs – Activity L210) and 2) Continuing Full Time (Object 0111) in Business Operations (Custodial and Maintenance – Activity L410, Public Safety – Activity L420, and Public Service Technology – Activity L450). NPS funds will be reprogrammed Professional Service Fees and Contracts (Object 0408) from Library Services (Library Program Information – Activity L390) to Telephone, Teletype, Telegram, Etc. (Object 0308) in Agency Management Program (Property Management – Activity 1030).
Local	939,725.78	Reallocations with Non-Personal Services to support management priorities within several activities and address exigent issues that have materialized since budget formulation - cover the costs of audio/visual (A/V) equipment (\$25,000.00), landscape and grounds care (\$121,882.85), Passport, identification (ID) and standard office supplies (\$15,000.00), IT (Information Technology) licensure (\$230,000.00), building spruce-ups, roof and water repairs, security enhancements, moving and relocation expenses, and HVAC (heating, ventilation and air conditioning), MEP (mechanical, electrical and plumbing) and other maintenance requirements (\$547,842.93).	The funds will be reprogrammed in the Agency Management Program (Program 1000), within Communications (Activity 1080), \$25,000.00 from Professional Service Fees and Contracts (Object 0408) to Purchase – Other Equipment (Object 0704); in Business Services (Program L400), within Custodial and Maintenance (Activity L410), \$121,882.85 from General Supplies (Object 0210) to Professional Service Fees and Contracts (Object 0408), within Public Safety (Activity L420), \$15,000.00 from Professional Service Fees and Contracts (Object 0408) to General Supplies (Object 0210) and within Public Service Technology (Activity L450), \$230,000.00 from IT Hardware Acquisitions (Object 0710) to Contractual Services (Object 0409). This reprogramming also redistributes funds from several activities and programs to Professional Service Fees and Contracts (Object 0408) in 21st Century Capital Projects (Activity L440) within Business Services (Program L400): from the Agency Management Program (Program 1000), \$2,583.00 from Office Supplies (Object 0201) within Personnel (Activity 1010), \$320,425.00 from Rentals – Land and Structures (Object 0309) within Property Management (Activity 1030), and \$500.00 from General Supplies (Object 0210) and \$29,177.00 from Professional Service Fees and Contracts (Object 0408) within Legal Services (Activity 1060); from Chief Librarian (Program L200), \$1,000.00 from General Supplies (Object 0210) and \$25,000.00 from Professional Service Fees and Contracts (Object 0408) within Executive Management Office (Activity L220); and from Library Services (Program L300), \$19,157.93 and \$150,000.00 from Professional Service Fees and Contracts (Object 0408) from Children & Young Adult Services (Activity L310) and Library Program Information (Activity L390), respectively.

Local	313,862.00	To request the reprogramming of \$313,862 for the Books from Birth (BfB) program to ensure that funds are correctly allocated among Non-Personal Services (NPS) within the Children & Young Adult Services (Activity L310) in Library Services (Program L300) and moved from Fund 0100 - Local Funds to Fund 1120 - Non-Lapsing Reserve Funds.	The funds was reprogrammed from Educational Supplies (Object 0204) to Printing, Duplicating, etc. (Object 0411), Advertising (Object 0414), Professional Services Fees and Contracts (Object 0408), and Postage (Object 0416) within Children & Young Adult Services (Activity L310) in Library Services (Program L300) in the amount of \$313,862. The fund changed from Fund 0100 to 1120.
Fund Type	Reprogramming Amount	Purpose / Reason	Programs / Activities Affected
Local	415,443.00	To address management priorities that had emerged since development of the FY16 budget: 1) \$18,244, in the Property Management Division, for general repairs and maintenance and elevator service and inspection throughout the Library system; 2) \$2,625, in Information Technology (IT), for maintenance and SharePoint consulting; 3) \$6,713, in Legal Services, to purchase a more robust legal document tracking system; 4) \$1,300, in Communications, for audio/visual equipment; 5) a transfer of \$40,000 for branch maintenance from Children & Young Adult Services to Neighborhood Libraries; 6) a transfer of \$5,630 from Teens of Distinction to Children & Young Adult Services to align funding for Young Adults; 7) a transfer of \$300,100 from Neighborhood Libraries to Library Program Information as a precursor for the move to the new Adult Services Activity that will be available in FY17; 8) \$500 for a Volunteer Expo within the Volunteers office; 9) \$4,400 for maintenance material delivery services in Custodial and Maintenance; and 10) \$35,931 in Public Safety to purchase and install security cameras in several Neighborhood branches.	To: Business Operations (Program L400)/Custodial & Maintenance (Activity L410) (\$212,400); Agency Financial Operations (Program 100F)/Budget Operations (Activity 110F) (\$7,000) and Accounting Operations (Activity 120F) (\$10,000); and Chief Librarian (Program L200)/Intergovernmental Affairs (Activity L210) (\$200). This reprogramming also redistributes funds from several activities and programs to Professional Service Fees and Contracts (Object 0408) in 21st Century Capital Projects (Activity L440) within Business Services (Program L400): from the Agency Management Program (Program 1000), \$2,583.00 from Office Supplies (Object 0201) within Personnel (Activity 1010), \$320,425.00 from Rentals – Land and Structures (Object 0309) within Property Management (Activity 1030), and \$500.00 from General Supplies (Object 0210) and \$29,177.00 from Professional Service Fees and Contracts (Object 0408) within Legal Services (Activity 1060); from Chief Librarian (Program L200), \$1,000.00 from General Supplies (Object 0210) and \$25,000.00 from Professional Service Fees and Contracts (Object 0408) within Executive Management Office (Activity L220); and from Library Services (Program L300), \$19,157.93 and \$150,000.00 from Professional Service Fees and Contracts (Object 0408) from Children & Young Adult Services (Activity L310) and Library Program Information (Activity L390), respectively.
Local	400,000.00	Transfer funding from Various Agencies to Pay-Go funding (PA0)	This multi-agency transfer includes \$200,000 from Children and Young Adult Services (L310) and \$200,000 from MLK Jr. Memorial Library (L320), within Library Services Program (L300), under Term Full-Time (Object 0125) moving to Pay-Go funding (PA0)
"O" Type	102,056.00	To establish budget authority for the new Revenue Generating Activities (Fund 6160): Passport and Space Rental.	From: SLD E-Rate Reimbursement (Fund 6150) to the newly established Revenue Generating Activities (Fund 6160).
Federal	214,466.00	To ensure that funds are correctly allocated amongst the objects in both Personal Services (PS) and Non-Personal Services (NPS). This request for the reallocation of grant funding is submitted in accordance with the Grantor's terms and conditions.	Realignment of LSTA Grants (52LSTA/15) within L300 - Library Services Program / L350 - Literacy Resources Activity.
Capital	380,272.41	To meet the budget needs for the Palisades Library renovation project (PAL37C).	From: Benning (BEN37C), Francis A. Gregory (FGR37C), Petworth (FS237C), Mt. Pleasant (LB337C), Northeast (NEL38C), Tenley-Friendship (TEN37C), Washington Highlands (now Bellevue) (WAH38C) and Watha T. Daniel (WTD37C). To: Palisades (PAL37C).

FY17 Reprogrammings

Fund Type	Reprogramming Amount	Purpose / Reason	Programs / Activities Affected
Capital	42,292.21	Ft. Totten Tipping Contract	From: Washington Highlands (WAH38C), Francis A. Gregory (FGR37C), Mt. Pleasant (LB337C), Petworth (FS236C) and Temporary Space (TPL01C).

GENERAL QUESTIONS

Question Number 68

Provide a list of all DCPL's fixed costs budget and actual dollars spent for FY16 and to date in FY17. Include the source of funding and the percentage of these costs assigned to each DCPL program. Provide the percentage change between DCPL's fixed costs budget for these years and a narrative explanation for any changes.

Most of the major fluctuation between estimates and actuals is attributable to the MLKML central library, which at over xxx, square feet makes up over xx% of the Library's footprint throughout the city. The FY16 electricity forecast was revised downward from \$2,708,827 to \$2,258,890. The variance between the revised forecast and FY16 actuals of \$1,865,998 is \$393,893 or 17.4% below the estimate. While many branches were either above or below estimates, the chief reason for actuals below estimates is attributable to MLKML electricity which was forecast at \$1,360,031, but ended the year with expenditures at \$966,909 for a difference of 393,122 or 28.9% below estimate. The FY17 forecast for electricity remains near the FY15 actual expenditure of \$2,254,732 because FY16 actuals were not all readily available at the time of development of the FY17 budget. The Library's FY16 water estimate remained unchanged; however actual water consumption came back almost 12 times above the estimate - with an estimate of 12,224 and actuals at \$151,579. Based on our discussions with DGS and the actuals for the last three, we have concluded that this budget estimate was an error. It remains in error for FY 2017, but has been corrected for FY18. Only building in the Library's portfolio that uses steam, the MLKML central library. In FY 16, steam was estimated at \$138,450, but actual steam expenditures were at \$327,020, a variance of -96,571. In FY 17, the steam estimate was increased to \$195,146, an increase of \$56,696 or 41%. Based upon the first three months of FY 17 this estimate may hold steady. However, whether steam comes in at budget will depend significantly upon the next few months and if we have a cold winter and spring. Many of DGS' assumptions appear to be based on the falling price of oil and gas; however recent trends show these commodities increasing for the Winter of FY17 and estimates may not hold true. Lease costs will increase slightly as a result of the annual 3% rent accelerator that took effect mid-FY 2016, in accordance with the lease agreement. Finally, the dramatic 81.8% decrease in occupancy costs is a result of DGS' recognition that the Library maintains all of its janitorial, security and and DGS has little interaction with the agency.

DC Public Library Fixed Costs - Budget vs Actuals

	FY16 DGS Revised Forecast	FY16 Actuals	Variance	% Change
Electricity	2,258,890.34	1,865,997.64	392,892.70	17.4%
Sustainable DC	103,991.00			0.0%
Water	300,746.00	382,127.22	(81,381.22)	-27.1%
Steam	138,449.64	237,020.45	(98,570.81)	-71.2%
Gas	161,909.22	107,181.07	54,728.15	33.8%
Telecomm	324,782.79	284,607.20	40,175.59	12.4%
Lease/Rent	539,207.00	539,892.82	(685.82)	-0.1%
Subtotal - DGS/OCTO	3,827,976.00	2,876,933.58	307,158.60	8.0%

	FY16 DCPL Revised Budget	FY16 Actuals	Variance	% Change
RTS**	81,434.01	51,399.90	30,034.11	36.9%
Security*	0.00	0.00	0.00	0.0%
Subtotal - DCPL*	81,434.01	51,399.90	30,034.11	36.9%

	FY16 DGS Revised Forecast	FY17 DGS Forecast*	Variance	% Change
Electricity	2,258,890.34	2,237,286.00	(21,604.34)	-1.0%
Water	300,746.00	220,210.00	(80,536.00)	-26.8%
Steam	138,449.64	195,146.00	56,696.36	41.0%
Occupancy*	651,084.00	118,721.00	(532,363.00)	-81.8%
Auto fuel	53,845.00	56,214.00	2,369.00	4.4%
Gas	161,909.22	160,938.00	(971.22)	-0.6%
Telecomm	324,782.79	327,087.13	2,304.34	0.7%
Lease/Rent	539,207.00	573,460.00	34,253.00	6.4%
Subtotal - DGS/OCTO	4,428,914.00	3,889,062.13	(539,851.87)	-12.2%

	FY16 DCPL Revised Budget	FY17 DCPL Budget	Variance	% Change
Telecom/RTS	81,434.01	50,000.00	(31,434.01)	-38.6%
Security*	0.00	0.00	0.00	
Subtotal - DCPL*	81,434.01	50,000.00	(31,434.01)	-38.6%

* Please note that Robert Seabrooks, from DGS, has verified that Security Cost\ is zero (\$0.00) for FY 2016.

**RTS = Request for Telephone Service

FY17 DGS Forecast	FY 2017 Actuals OCT to DEC	Available Balance
2,237,286.00	137,819.80	2,099,466.20
84,405.00		84,405.00
220,210.00	91,498.93	128,711.07
195,146.00	53,020.70	142,125.30
160,938.00	12,796.28	148,141.72
327,087.13	137,088.38	189,998.75
573,460.00		573,460.00
3,798,532.13	432,224.09	3,366,308.04

FY17 DCPL Budget	FY17 Actuals - To Date	Available Balance
50,000.00	0.00	50,000.00
0.00	0.00	0.00
50,000.00	0.00	50,000.00



Government of The District of Columbia
Department of General Services



2017 TOTAL FIXED COSTS

CODE	DEPARTMENT	ELECTRICITY	SUSTAINABLE DC	NATURAL GAS	FUEL	STEAM	WATER/SEWER	AUTO-FUEL	OCCUPANCY	RENT	SECURITY	GRAND TOTAL
AA	OFFICE OF THE MAYOR	-	-	-	-	-	-	19,880	-	-	-	19,880
AB	DISTRICT OF COLUMBIA COUNCIL	-	-	-	-	-	-	1,428	-	-	-	1,428
AC	OFFICE OF THE D.C. AUDITOR	-	-	-	-	-	-	-	1,774	545,073	-	546,847
AD	OFFICE OF THE INSPECTOR GENERAL	-	-	-	-	-	-	3,778	1,774	1,937,864	-	1,943,416
AE	OFFICE OF THE CITY ADMINISTRATOR	28,630	870	-	-	-	382	956	42,775	-	23,635	97,248
AF	CONTRACT APPEALS BOARD	12,866	391	-	-	-	172	-	19,222	-	10,621	43,272
AG	BOARD OF ETHICS AND GOVERNMENT ACCOUNTABILITY	14,008	426	-	-	-	186	-	20,929	-	11,564	47,113
AM	DEPARTMENT OF GENERAL SERVICES	5,933,963	500,024	2,361,129	332,302	210,698	8,140,776	675,245	81,571,925	11,017,466	5,310,840	116,054,368
AP	OFFICE OF ASIAN & PACIFIC ISLANDER AFFAIRS	10,066	306	-	-	-	134	-	15,040	-	8,310	33,856
AS	OFFICE OF FINANCE & RESOURCE MGT	45,816	1,393	-	-	-	612	1,445	68,453	-	37,822	155,541
AT	OFFICE OF THE CHIEF FINANCIAL OFFICER	975,190	35,740	-	-	-	216,064	2,398	286,721	19,740,636	1,206,190	22,462,939
BA	OFFICE OF THE SECRETARY	49,870	1,758	-	-	-	8,700	2,053	100,827	-	8,342	171,550
BD	OFFICE OF PLANNING	56,469	1,695	-	-	-	23	1,855	644	1,358,434	75,170	1,494,290
BE	DEPARTMENT OF HUMAN RESOURCES	187,577	5,703	-	-	-	2,504	38	280,253	-	154,847	630,922
BJ	OFFICE OF ZONING	38,157	1,160	-	-	-	510	-	57,010	-	31,500	128,337
BN	HOMELAND SECURITY & EMERGENCY MGT AGENCY	170,346	5,985	19,971	-	-	9,198	8,014	325,142	-	448,871	987,527
BU	OFFICE OF PARTNERSHIP AND GRANT SERVICES	9,144	278	-	-	-	122	-	13,662	-	7,549	30,755
BX	COMMISSION ON ARTS & HUMANITIES	50,296	1,635	625	-	-	3,574	279	105,231	567,405	178,798	907,843
BY	OFFICE ON AGING	207,846	9,066	17,499	-	-	76,826	98,542	1,644,429	400,000	358,640	2,812,848
BZ	OFFICE ON LATINO AFFAIRS	15,094	491	-	-	-	1,282	-	35,865	-	16,219	68,951
CA	OFFICE OF TAX AND REVENUE	-	-	-	-	-	-	11,637	-	-	-	11,637
CB	OFFICE OF THE ATTORNEY GENERAL	542,505	16,493	-	-	-	7,242	10,501	810,544	-	447,846	1,835,131
CE	PUBLIC LIBRARY	2,237,286	84,405	160,938	-	195,146	220,210	56,214	118,721	573,460	-	3,646,380
CF	DEPARTMENT OF EMPLOYMENT SERVICES	665,783	24,603	-	-	-	154,322	10,287	1,526,886	1,640,000	788,348	4,810,229
CG	PUBLIC EMPLOYEE RELATIONS BOARD	14,993	450	-	-	-	6	-	171	360,669	19,958	396,247
CH	OFFICE OF EMPLOYEE APPEALS	-	-	-	-	-	-	-	-	446,191	-	446,191
CI	DEPARTMENT OF FILM, TELEVISION & ENTERTAINMENT	250,170	-	29,790	-	-	15,231	9,443	493,592	-	159,081	957,307
CJ	CAMPAIGN FINANCE & ETHICS	32,275	1,051	-	-	-	2,742	246	76,690	-	34,682	147,686
CQ	OFFICE OF THE TENANT ADVOCATE	31,691	1,032	-	-	-	2,694	-	75,301	-	34,054	144,772
CR	DEPARTMENT OF CONSUMER & REGULATORY AFFAIRS	293,169	8,983	3,532	93	-	2,522	79,798	14,854	6,961,907	385,243	7,750,101
CT	OFFICE OF CABLE TELEVISION & TELECOMMUNICATIONS	-	-	-	-	-	-	-	-	-	-	-
DA	BOARD OF REAL PROPERTY ASSESSMENT & APPEALS	19,929	606	-	-	-	266	-	29,776	-	16,452	67,029
DB	DEPARTMENT OF HOUSING & COMMUNITY DEVELOPMENT	3,759	293	3,521	93	-	2,400	6,616	1,798	3,267,121	80,002	3,365,603
DC	DC LOTTERY & CHARITABLE GAMES	-	-	-	-	-	-	18,320	-	2,067,353	779,418	2,865,091
DE	DISTRICT DEPARTMENT OF THE ENVIRONMENT	738	58	692	18	-	472	39,912	-	-	-	41,890
DH	PUBLIC SERVICE COMMISSION	-	-	-	-	-	-	3,742	-	1,546,458	-	1,550,200
DJ	OFFICE OF THE PEOPLES COUNSEL	-	-	-	-	-	-	601	1,774	832,246	-	834,621
DL	BOARD OF ELECTIONS & ETHICS	52,483	2,098	16,337	-	-	1,128	11,777	35,505	1,756,306	-	1,875,634
DO	VACANT ASSETS	-	-	-	-	-	-	-	-	-	-	-
EB	DEPUTY MAYOR FOR PLANNING & ECONOMIC DEVELOPMENT	118,121	5,620	11,312	12,740	-	26,816	1,166	9,701	500,000	1,791,867	2,477,343
ED	DEPUTY MAYOR FOR ECONOMIC DEVELOPMENT	-	-	-	-	-	-	-	-	-	-	-
EN	DEPARTMENT OF SMALL & LOCAL BUSINESS DEVELOPMENT	47,888	1,456	-	-	-	640	1,338	71,549	-	39,533	162,404
FA	METROPOLITAN POLICE DEPARTMENT	3,819,099	179,318	682,992	256	692,198	782,724	6,356,437	5,592,907	2,926,972	2,982,493	24,015,396
FB	FIRE & EMERGENCY MEDICAL SVRVICES DEPARTMENT	1,348,863	76,701	462,562	14,492	43,096	687,712	2,533,508	2,844,496	1,030,431	797,555	9,839,416
FH	OFFICE OF POLICE COMPLAINTS	-	-	-	-	-	-	1,077	19,074	469,694	109,857	599,702
FJ	CRIMINAL JUSTICE COORDINATING COUNCIL	31,944	971	-	-	-	426	-	47,727	-	26,370	107,438
FK	D C NATIONAL GUARD	843,847	52,005	433,331	-	-	456,312	102	184,144	-	-	1,969,741
FL	DEPARTMENT OF CORRECTIONS	1,497,118	110,938	19,465	513	6,222	2,174,634	5,064	325,400	450,000	102,175	4,691,529
FR	DEPARTMENT OF FORENSIC SCIENCE	1,078,765	42,863	300,000	-	-	50,000	41	2,223,700	-	94,582	3,789,951
FS	OFFICE OF ADMINISTRATIVE HEARINGS	126,739	3,853	-	-	-	1,692	-	189,358	-	104,625	426,267
FX	OFFICE OF THE CHIEF MEDICAL EXAMINER	-	-	-	-	-	-	6,017	-	-	-	6,017
FZ	SENTENCING & CRIMINAL CODE REVISION COMMISSION	13,269	403	-	-	-	178	-	19,825	-	10,954	44,629
GA	D.C. PUBLIC SCHOOLS	17,147,494	802,078	5,894,582	-	-	3,693,788	115,045	-	7,056,340	126,235	34,835,562
GD	OFFICE OF THE STATE SUPERINTEND OF EDUCATION	16,855	512	-	-	-	226	4,058,167	25,223	4,596,238	31,038	8,728,259
GF	UNIVERSITY OF DIST. OF COLUMBIA	69,332	5,526	31,052	-	-	83,810	29,483	36,142	-	258,486	513,831
GO	SPECIAL EDUCATION TRAINING	23,518	1,785	17,225	-	-	18,746	1,113	71,367	1,202,080	436,980	1,772,814
GM	OFFICE OF PUBLIC EDUCATION FACILITIES MODERNIZATION	-	-	-	-	-	-	-	-	-	-	-
HA	DEPARTMENT OF PARKS & RECREATION	3,737,730	199,623	1,074,595	-	-	1,841,772	167,222	12,227,088	-	915,315	20,163,345
HC	DEPARTMENT OF HEALTH	185,279	11,879	135,489	1,613	-	73,574	82,325	891,292	10,531,753	620,849	12,534,053
HI	HEALTH EXCHANGE	-	-	-	-	-	-	-	1,774	2,426,668	-	2,428,442
HM	OFFICE OF HUMAN RIGHTS	39,423	1,198	-	-	-	528	-	58,901	-	32,545	132,595



Government of The District of Columbia
Department of General Services



2017 TOTAL FIXED COSTS

CODE	DEPARTMENT	ELECTRICITY	SUSTAINABLE DC	NATURAL GAS	FUEL	STEAM	WATER/SEWER	AUTO-FUEL	OCCUPANCY	RENT	SECURITY	GRAND TOTAL
HT	DEPARTMENT OF HEALTH CARE FINANCE	227,746	6,923	-	-	-	3,042	1,943	340,271	-	188,008	767,933
JA	DEPARTMENT OF HUMAN SERVICES	1,717,381	91,379	323,664	3,980	461,564	539,368	35,876	1,801,203	24,351,892	4,017,257	33,343,564
JM	DEPARTMENT ON DISABILITY SERVICES	-	-	-	-	-	-	-	-	6,072,483	-	6,072,483
JR	OFFICE OF DISABILITY RIGHTS	12,179	370	-	-	-	162	-	18,196	-	10,054	40,961
JZ	DEPARTMENT OF YOUTH REHABILITATION SERVICES	553,301	23,413	126,829	-	-	100,286	84,497	459,857	2,329,792	2,679,768	6,357,743
KA	DEPARTMENT OF TRANSPORTATION	2,611,063	84,535	5,614	-	-	201,169	978,767	470,463	8,991,190	812,522	14,155,323
KG	DEPARTMENT OF THE ENVIRONMENT	4,114	384	2,069	5,676	-	944	-	537,701	4,461,633	24,017	5,036,538
KT	DEPARTMENT OF PUBLIC WORKS	1,483,461	68,047	464,448	-	3,857	316,374	3,540,274	2,182,680	885,674	2,076,201	11,021,016
KV	DEPARTMENT OF MOTOR VEHICLES	298,321	15,462	120,292	-	41,332	55,498	5,388	783,755	2,074,382	1,680,881	5,075,311
LA	WATER AND SEWER AUTHORITY	12,347	371	-	-	-	5	1,226,497	140	297,025	16,436	1,552,821
LQ	ALCOHOLIC BEVERAGE REGULATION ADMINISTRATION	79,479	2,587	-	-	-	6,754	14,601	188,852	-	85,406	377,679
PO	OFFICE OF CONTRACTING & PROCUREMENT	10,180	986	5,633	15,510	-	1,558	7,638	1,482,820	1,250,000	7,854	2,782,179
RK	OFFICE OF RISK MANAGEMENT	57,204	1,739	-	-	-	766	-	85,468	-	47,223	192,400
RL	CHILD & FAMILY SERVICES	512,818	16,669	6,371	-	-	36,438	156,620	1,072,943	7,368,669	1,823,034	10,993,562
RM	DEPARTMENT OF MENTAL HEALTH	1,210,968	61,258	31,004	204,171	-	302,700	16,467	281,433	5,816,314	4,817,539	12,741,854
RP	OFFICE OF COMMUNITY AFFAIRS	13,605	443	-	-	-	1,156	-	32,326	-	14,619	62,149
RS	SERVE DC	21,206	690	-	-	-	1,802	-	50,387	-	22,787	96,872
SR	DEPARTMENT OF INSURANCE SECURITIES & BANKING	-	-	-	-	-	-	-	18	2,010,967	7,492	2,018,477
TC	DC TAXI COMMISSION	-	-	-	-	-	-	27,746	-	1,040,398	410,096	1,478,240
TK	OFFICE OF MOTION PICTURE & TELEVISION	-	-	-	-	-	-	-	-	-	-	-
TO	OFFICE OF THE CHIEF TECHNOLOGY OFFICER	815,972	30,466	10,211	4,910	5,305	179,170	43,816	1,200,282	9,698,690	2,075,237	14,064,059
UC	OFFICE OF UNIFIED COMMUNICATIONS	650,703	23,243	77,473	-	-	46,576	10,157	1,241,026	-	1,702,113	3,751,291
VA	OFFICE OF VETERANS AFFAIRS	9,993	304	-	-	-	132	-	14,930	-	8,249	33,608
VV	VACANT LAND	-	-	-	-	-	-	-	-	-	-	-
ZZ	JOHN A. WILSON BUILDING	764,673	28,271	-	-	-	177,684	-	1,627,588	-	1,672,086	4,270,302
TOTALS		53,162,117	2,661,262	12,850,247	596,367	1,659,418	20,735,462	20,583,397	126,489,295	162,857,874	43,314,340	444,909,779



Dated 9-22-15

Page 5 of 35



Government of The District of Columbia

Department of General Services

2017 Budget (Time frame October 1, 2016 through September 30, 2017)

Dated 9-22-15



CODE	AGENCY	BUILDING ADDRESS	BUILDING NAME	NOTE	WARD	ROOM AREA	PROBATION	BUILDING USE	Electricity	Natural Gas	Fuel	Steam	Water/Sewer	Impervious	ENERGY	SUSTAIN DC	WASTE MANAGEMENT	SECURITY	OCCUPANCY	RENT	AUTO FUEL	GRAND TOTAL	PSF
AM	DEPARTMENT OF GENERAL SER	2001 10TH STREET NW	ELLINGTON SCHOOL OF THE ARTS @ GARNETT-PATTERSON						-	-	-	-	-	-	-	-	-	-	52,973	-	-	52,973	
AM	DEPARTMENT OF GENERAL SER	2020 19TH STREET NW	OYSTER-ADAMS MIDDLE SCHOOL						-	-	-	-	-	-	-	-	8,373	-	43,968	-	-	52,341	
AM	DEPARTMENT OF GENERAL SER	2025 3RD STREET NW	GAGE ECKINGTON ELEMENTARY		02	85,500		REPURPOSED - OFFICE	-	-	-	-	7,991	7,991	15,981	479	-	-	30,138	-	-	46,598	0.54
AM	DEPARTMENT OF GENERAL SER	2041 MARTIN LUTHER KING JUNIOR	LEASE	05				SPECIAL USE	-	-	-	-	-	-	-	-	-	-	10,765	-	-	10,765	
AM	DEPARTMENT OF GENERAL SER	2100 ADAMS PLACE NE	DC PROPERTY DISPOSAL		05			SCHOOL WITHOUT WALLS HIGH SCHOOL	-	-	-	-	-	-	-	-	8,050	-	89,013	-	-	97,063	
AM	DEPARTMENT OF GENERAL SER	2130 G STREET NW	MILLER MIDDLE SCHOOL		107			REPURPOSED -	-	-	-	-	-	-	-	-	-	-	1,642	-	-	1,642	
AM	DEPARTMENT OF GENERAL SER	215 G STREET NE	CAPITOL HILL MONTESSORI ELEMENTARY SCHOOL @ LOGAN						-	-	-	-	-	-	-	-	8,050	-	120,798	-	-	128,848	
AM	DEPARTMENT OF GENERAL SER	2159 50TH STREET SE	NALLE ELEMENTARY SCHOOL						-	-	-	-	-	-	-	-	8,535	-	55,385	-	-	63,920	
AM	DEPARTMENT OF GENERAL SER	2200 ADAMS PLACE NE	ADAMS PLACE BUS LOT						-	-	-	-	-	-	-	-	-	-	10,833,511	-	-	10,833,511	
AM	DEPARTMENT OF GENERAL SER	2200 ADAMS PLACE NE	ADAMS PLACE BUS LOT		05	131,300	68%	BUS TERMINAL	21,224	41,639	114,656	-	3,461	3,461	184,441	5,533	-	5,991	315,484	-	-	1,847,356	83.96
AM	DEPARTMENT OF GENERAL SER	2200 ADAMS PLACE NE	ADAMS PLACE BUS LOT		05	30,827	16%	BUS TERMINAL	26,038	51,086	140,667	-	4,246	4,246	226,284	6,789	-	-	26,596	-	-	26,596	
AM	DEPARTMENT OF GENERAL SER	2200 MINNESOTA AVENUE SE	FIELD ACTIVITIES DIVISION (DGS/FO SHO)		05			ORR ELEMENTARY SCHOOL	-	-	-	-	-	-	-	-	8,535	-	306,082	-	-	314,617	
AM	DEPARTMENT OF GENERAL SER	2201 18TH STREET NW	MARIE REED RECREATION ELEMENTARY SCHOOL						-	-	-	-	-	-	-	-	9,790	-	43,613	-	-	50,403	
AM	DEPARTMENT OF GENERAL SER	2235 Shannon Place SE				6,008	7%		-	-	-	-	-	-	-	-	-	101,565	-	257,666	359,231	59.79	
AM	DEPARTMENT OF GENERAL SER	2257 7TH STREET SE	EASTERN MARKET		06			RETAIL	74,973	19,153	-	-	12,227	12,227	118,580	3,557	-	19,791	4,603	96,475	-	243,006	
AM	DEPARTMENT OF GENERAL SER	22nd and 1st, NW Radio Site							-	-	-	-	-	-	-	-	-	-	606	-	-	606	
AM	DEPARTMENT OF GENERAL SER	2300 E Capitol St, NE							-	-	-	-	-	-	-	-	-	1,299,702	-	-	1,299,702		
AM	DEPARTMENT OF GENERAL SER	2330 POMEROY ROAD SE	WILKINSON ELEMENTARY		DCPS, 08	144,900		REPURPOSED S STADIUM	254,836	49,902	-	-	10,194	10,194	325,125	9,754	-	2,727	-	39,003	-	376,609	2.60
AM	DEPARTMENT OF GENERAL SER	2400 EAST CAPITOL STREET SE	RFR		06	382,153			-	-	-	-	-	-	-	-	-	-	688,714	416,615	-	1,105,329	2.89
AM	DEPARTMENT OF GENERAL SER	2400 SHANNON PLACE SE	SAVOY ELEMENTARY SCHOOL						-	-	-	-	-	-	-	-	8,535	-	108,949	-	-	108,949	
AM	DEPARTMENT OF GENERAL SER	2425 N STREET NW	SCHOOL WITHOUT WALLS @ FRANCIS STEVEN						-	-	-	-	-	-	-	-	8,212	-	247,209	-	-	255,421	
AM	DEPARTMENT OF GENERAL SER	2435 ALABAMA AVENUE SE	GARFIELD ELEMENTARY SCHOOL						-	-	-	-	-	-	-	-	8,373	-	49,413	-	-	57,416	
AM	DEPARTMENT OF GENERAL SER	2400 BENNING ROAD NE	SPRINGGATE HIGH		05	225,000		VACANT	143,015	116,287	-	-	27,430	27,430	314,162	9,425	-	25,315	-	-	448,902	1.55	
AM	DEPARTMENT OF GENERAL SER	2501 11TH STREET NW	ELLINGTON SCHOOL OF THE ARTS @ MEYER						-	-	-	-	-	-	-	-	4,415	-	71,502	-	-	75,917	
AM	DEPARTMENT OF GENERAL SER	2525 17TH STREET NW	H.D. COOKE ELEMENTARY SCHOOL						-	-	-	-	-	-	-	-	8,373	-	98,193	-	-	106,566	
AM	DEPARTMENT OF GENERAL SER	2526 NANTON ROAD SE	ONE STOP EMPLOYMENT CENTER		08			SPECIAL USE	46,296	-	-	-	30,725	30,725	107,747	3,232	-	312,700	-	-	428,627		
AM	DEPARTMENT OF GENERAL SER	2629 MARTIN LUTHER KING JUNIOR	WARDS 7 & 8 HOUSING		07			DEVELOPMENT	-	-	-	-	-	-	-	-	-	-	119	-	-	119	
AM	DEPARTMENT OF GENERAL SER	27 O STREET NW	M.M. WASH CAREER CENTER		05	89,700		SPECIAL USE	16,103	-	-	-	10,329	10,329	36,762	1,103	-	8,535	-	-	11,953	0.56	
AM	DEPARTMENT OF GENERAL SER	2700 NANTON ROAD SE	STANLEY ELEMENTARY SCHOOL						-	-	-	-	-	-	-	-	8,535	-	62,752	-	-	69,633	
AM	DEPARTMENT OF GENERAL SER	2725 10TH STREET NE	NOYES EDUCATIONAL CAMPUS						-	-	-	-	-	-	-	-	6,887	-	62,752	-	-	69,633	
AM	DEPARTMENT OF GENERAL SER	2801 CALVERT STREET NW	OYSTER ADAMS ELEMENTARY SCHOOL (OYSTER)						-	-	-	-	-	-	-	-	8,373	-	31,856	-	-	40,229	
AM	DEPARTMENT OF GENERAL SER	29 RANDOLPH CIR SE	VACANT PROPERTY			3,857		SPECIAL USE	-	-	-	-	-	-	-	-	-	8,429	-	-	8,429	2.19	
AM	DEPARTMENT OF GENERAL SER	2900 V Street, NE	LEASE				50%	SHARED BETWEEN DGS AND	-	-	-	-	-	-	-	-	-	-	-	236,282	-	236,282	
AM	DEPARTMENT OF GENERAL SER	2901 Robinson Pl, SE, Saint E's Radio							-	-	-	-	-	-	-	-	-	1,818	-	-	1,818		
AM	DEPARTMENT OF GENERAL SER	29ND AND L STREET NE	TRANSPORTATION BUS LOT		06			BUS TERMINAL	-	-	-	-	-	-	-	-	3,356	-	-	-	3,356		
AM	DEPARTMENT OF GENERAL SER	29 DC VILLAGE LANE SW #3 B	DC VILLAGE LANE SW #3 B (MPD USES)		08	6,000		OFFICE - MPD	-	-	-	-	-	-	-	-	-	-	111,427	-	-	111,427	18.91
AM	DEPARTMENT OF GENERAL SER	300 P STREET NE	J.F. COOK ELEMENTARY		05	43,500		REPURPOSED -	-	-	-	-	-	-	-	-	-	-	6,835	-	-	6,835	0.16
AM	DEPARTMENT OF GENERAL SER	300 BRYANT STREET NW	WASHINGTON METROPOLITAN HIGH SCHOOL @ LEWIS						-	-	-	-	-	-	-	-	6,790	-	75,720	-	-	82,510	
AM	DEPARTMENT OF GENERAL SER	300 INDIANA AVENUE NW	SHARPE HEALTH SPECIAL EDUCATION SCHOOL						-	-	-	-	1,725	184	4,624	139	-	3,803	-	-	5,215	24.19	
AM	DEPARTMENT OF GENERAL SER	301 49TH STREET NE	KELLY MILLER MIDDLE SCHOOL		06	491	0%	OFFICE	2,530	-	-	-	-	-	-	-	8,535	-	79,301	-	-	87,836	
AM	DEPARTMENT OF GENERAL SER	301 33RD STREET SE	C.W. HARRIS ELEMENTARY SCHOOL					REPURPOSED -	30,418	16,960	-	-	4,961	4,961	57,299	1,719	-	6,887	-	-	170,729	177,616	
AM	DEPARTMENT OF GENERAL SER	301 DOUGLAS STREET NE	SHARPE HEALTH SPECIAL EDUCATION SCHOOL		07	72,100		REPURPOSED -	-	-	-	-	-	-	-	-	8,050	-	59,018	-	-	67,068	0.82
AM	DEPARTMENT OF GENERAL SER	301 NORTH CAROLINA AVENUE SE	BRENT ELEMENTARY SCHOOL						-	-	-	-	-	-	-	-	-	-	47,338	-	-	47,338	
AM	DEPARTMENT OF GENERAL SER	3100 14TH STREET NW	DC USA PARKING GARAGE		01			DEVELOPMENT	290,073	-	-	-	23,779	23,779	337,630	10,129	-	-	783,335	-	-	1,131,094	
AM	DEPARTMENT OF GENERAL SER	3100 ERIC STREET SE	WINSTON ELEMENTARY		07	137,700		VACANT	214,562	-	-	-	6,325	6,325	227,211	6,816	-	-	10,232	-	-	244,259	1.77
AM	DEPARTMENT OF GENERAL SER	3100 CONCORD AVENUE NE	MANASSA		05	105,800		REPURPOSED -	225,571	35,491	-	-	26,095	26,095	315,252	9,398	-	-	61,091	-	-	372,914	3.59
AM	DEPARTMENT OF GENERAL SER	3101 13TH STREET NW	TUBMAN ELEMENTARY SCHOOL						-	-	-	-	-	-	-	-	8,373	-	82,182	-	-	90,555	
AM	DEPARTMENT OF GENERAL SER	3101 16TH STREET NW	COLUMBIA HEIGHTS EDUCATIONAL CAMPUS						-	-	-	-	-	-	-	-	12,332	-	204,617	-	-	216,949	
AM	DEPARTMENT OF GENERAL SER	3145 HAITI PLACE NW	BEAUFORT ELEMENTARY SCHOOL		01			REPURPOSED -	4,078	-	-	-	65,654	65,654	135,387	4,062	-	-	67,353	-	-	139,899	
AM	DEPARTMENT OF GENERAL SER	3200 6TH STREET SE	KING ELEMENTARY SCHOOL						-	-	-	-	-	-	-	-	8,535	-	89,256	-	-	97,306	
AM	DEPARTMENT OF GENERAL SER	3219 O STREET NW	HYDE ELEMENTARY SCHOOL						-	-	-	-	-	-	-	-	5,998	-	37,243	-	-	43,241	
AM	DEPARTMENT OF GENERAL SER	3220 PENNSYLVANIA AVENUE SE	LEASE # 0067		Lease 07	44,000		SPECIAL USE	40,255	-	-	-	3,858	3,858	47,971	1,439	-	314,346	-	-	1,727,317	39.26	
AM	DEPARTMENT OF GENERAL SER	3240 STANTON ROAD SE	DCPS #40 START		08			REPURPOSED -	35,187	-	-	-	2,679	2,679	40,545	1,216	-	-	40,545	-	-	81,292	
AM	DEPARTMENT OF GENERAL SER	3244 PENNSYLVANIA AVENUE SE	MPD PENN BRANCH CENTER		07			SPECIAL USE	48,339	-	-	-	2,526	2,526	53,392	1,602	-	-	60,095	-	-	115,089	
AM	DEPARTMENT OF GENERAL SER	3246 P STREET NW	ADDISON ELEMENTARY SCHOOL						-	-	-	-	-	-	-	-	5,998	-	67,904	-	-	73,902	
AM	DEPARTMENT OF GENERAL SER	3264 STANTON ROAD SE	TURNER ELEMENTARY SCHOOL						-	-	-	-	-	-	-	-	6,063	-	67,091	-	-	73,154	
AM	DEPARTMENT OF GENERAL SER	33 N STREET NE	LEASE # 9301		Lease 06	39,810		OFFICE	-	-	-	-	-	-	-	-	-	-	8,609	-	-	8,609	0.22
AM	DEPARTMENT OF GENERAL SER	3301 LOWELL STREET NW	EATON ELEMENTARY SCHOOL						-	-	-	-	-	-	-	-	8,050	-	56,790	-	-	64,840	
AM	DEPARTMENT OF GENERAL SER	3305 WHEELER ROAD SE	TERRELL, M.C. ELEMENTARY						-	-	-	-	-	-	-	-	2,242	-	220,913	-	-	223,155	1.97
AM	DEPARTMENT OF GENERAL SER	3335 MINNESOTA AVENUE SE	KIMBALL ELEMENTARY SCHOOL		08	112,000		REPURPOSED -	154,282	34,751	-	-	11,637	11,637	212,308	6,369	-	6,063	-	-	160,856	166,919	
AM	DEPARTMENT OF GENERAL SER	3401 4TH STREET SE	BALLOU HIGH SCHOOL						-	-	-	-	-	-	-	-	52,566	-	937,353	-	-	989,919	
AM	DEPARTMENT OF GENERAL SER	3451 BENNING ROAD NE	VACANT PROPERTY		07	9,676		SPECIAL USE	-	-	-	-	-	-	-	-	-	-	8,816	-	-	8,816	0.91
AM	DEPARTMENT OF GENERAL SER	3500 P STREET NW	DUKE ELLISON		02	167,500		VACANT	166,828	3,744	-	-	3,601	3,601	177,773	5,333	-	1,035,305	-	-	1,218,411	7.27	
AM	DEPARTMENT OF GENERAL SER	3535 V STREET NE	LEASE # 0113						-	-	-	-	-	-	-	-	-	-	27,023	-	-	27,023	
AM	DEPARTMENT OF GENERAL SER	355 Water Street, SE	THE YARDS PARK						-	-	-	-	-	-	-	-	-	-	882,215	-	-	882,215	
AM	DEPARTMENT OF GENERAL SER	3560 WARDER STREET NW	BRUCE MONROE ELEMENTARY SCHOOL @ PARKVIEW						-	-	-	-	-	-	-	-	8,050	-	89,256	-	-	97,306	
AM	DEPARTMENT OF GENERAL SER	3600 ALABAMA AVENUE SE	BEERS ELEMENTARY SCHOOL						-	-	-	-	-	-	-	-	8,535	-	87,440	-	-	95,984	
AM	DEPARTMENT OF GENERAL SER	3650 ELY PLACE SE	SOSA MIDDLE SCHOOL						-	-	-	-	-	-	-	-	8,535	-	167,793	-	-	176,328	
AM	DEPARTMENT OF GENERAL SER	3660 ALABAMA AVENUE SE	FORT DAVIS LIBRARY (PART OF RESERVATION)		07	36,888		LIBRARY	51,907	17,644	-	-	-	-	-	-	-	-	323	-	-	323	
AM	DEPARTMENT OF GENERAL SER	3700 10TH STREET NW	ROBESON SCHOOL		04	11,300		OFFICE	-	-	-	-	-	-	-	-	-	-	188,717	-	-	33,123	1.96
AM	DEPARTMENT OF GENERAL SER	3720 MARTIN LUTHER KING JUNIOR																					

CODE	AGENCY	BUILDING ADDRESS	BUILDING NAME	NOTE	WARD	ROOM AREA	PROORATION	BUILDING USE	Electricity	Natural Gas	Fuel	Steam	Water/Sewer	Impervious	ENERGY	SUSTAIN DC	WASTE MANAGEMENT	SECURITY	OCCUPANCY	RENT	AUTO FUEL	GRAND TOTAL	PSF		
AM	DEPARTMENT OF GENERAL SERVICES	441 4TH STREET NW	OIS BUILDING	Confle	06	8,483	2%	OFFICE	33,873	-	-	-	225	226	34,325	1,030	-	-	27,963	50,609	-	-	113,927	13.43	
AM	DEPARTMENT OF GENERAL SERVICES	441 4TH STREET NW	OIS BUILDING	DGS	06	6,989	1%	OFFICE	27,907	-	-	-	186	186	28,280	848	-	-	23,038	41,696	-	-	103,862	13.43	
AM	DEPARTMENT OF GENERAL SERVICES	441 4TH STREET NW	OIS BUILDING	GEO T06	06	4,070	1%	OFFICE	16,252	-	-	-	108	108	16,460	494	-	-	15,416	24,281	-	-	54,660	13.43	
AM	DEPARTMENT OF GENERAL SERVICES	441 4TH STREET NW	OIS BUILDING	REntal	06	3,918	1%	OFFICE	15,455	-	-	-	104	104	15,559	476	-	-	12,915	21,454	-	-	52,615	13.43	
AM	DEPARTMENT OF GENERAL SERVICES	441 4TH STREET NW	OIS BUILDING	GYM D06	06	3,377	1%	OFFICE	13,484	-	-	-	90	90	13,664	410	-	-	11,132	20,147	-	-	45,353	13.43	
AM	DEPARTMENT OF GENERAL SERVICES	441 4TH STREET NW	OIS BUILDING	Coun	06	2,500	0%	OFFICE	9,983	-	-	-	67	67	10,116	303	-	-	8,241	14,915	-	-	33,575	13.43	
AM	DEPARTMENT OF GENERAL SERVICES	441 4TH STREET NW	OIS BUILDING	Notar	06	1,429	0%	OFFICE	7,303	-	-	-	49	49	7,401	222	-	-	6,029	10,912	-	-	24,564	13.43	
AM	DEPARTMENT OF GENERAL SERVICES	441 4TH STREET NW	OIS BUILDING	DGS C06	06	1,191	0%	OFFICE	4,756	-	-	-	32	32	4,788	145	-	-	3,526	5,295	-	-	15,395	13.43	
AM	DEPARTMENT OF GENERAL SERVICES	441 4TH STREET NW	OIS BUILDING	DGS P06	06	1,000	0%	OFFICE	3,993	-	-	-	27	27	4,046	121	-	-	3,296	5,966	-	-	13,429	13.43	
AM	DEPARTMENT OF GENERAL SERVICES	441 4TH STREET NW	OIS BUILDING	Heart	06	945	0%	OFFICE	3,773	-	-	-	25	25	3,824	115	-	-	3,115	5,638	-	-	12,692	13.43	
AM	DEPARTMENT OF GENERAL SERVICES	441 4TH STREET NW	OIS BUILDING	FORM	06	921	0%	OFFICE	3,681	-	-	-	11	11	3,694	51	-	-	2,988	5,065	-	-	12,623	13.43	
AM	DEPARTMENT OF GENERAL SERVICES	441 4TH STREET NW	OIS BUILDING	BOEE	06	17,500	3%	OFFICE	69,878	-	-	-	466	466	70,811	2,124	-	-	57,685	104,403	-	-	23,023	13.43	
AM	DEPARTMENT OF GENERAL SERVICES	4430 H STREET SE	DAVIS ELEMENTARY						38,735	46,932	-	-	-	-	-	8,453	-	-	-	29,503	-	-	319,711	4.50	
AM	DEPARTMENT OF GENERAL SERVICES	4430 NEWARK STREET NW	MANN ELEMENTARY SCHOOL		07	71,100		VACANT	-	-	-	-	98,044	98,044	281,755	-	5,869	-	-	-	-	-	86,491		
AM	DEPARTMENT OF GENERAL SERVICES	45 OBSERVATORY CIR NW	VACANT PROPERTY		03	1,752		SPECIAL USE	-	-	-	-	-	-	-	-	-	-	-	8,749	-	-	8,749	4.99	
AM	DEPARTMENT OF GENERAL SERVICES	45 P STREET NW	LANGSTON - SLATER		05	18,300		REPURPOSED -	-	-	-	-	-	-	-	-	-	-	-	9,078	-	-	9,078	0.50	
AM	DEPARTMENT OF GENERAL SERVICES	4533 Benning Rd. SE	-			12,000		-	-	-	-	-	-	-	-	-	-	-	-	-	480,456	-	480,456	40.04	
AM	DEPARTMENT OF GENERAL SERVICES	4601 TEXAS AVENUE SE	PLUMMER ELEMENTARY SCHOOL					-	-	-	-	-	-	-	-	-	5,920	-	-	-	74,001	-	79,921		
AM	DEPARTMENT OF GENERAL SERVICES	4650 BENNING ROAD SE	FLETCHER-JOHNSON ELEMENTARY		07	302,000		VACANT	1,344	46,946	-	-	-	-	48,290	1,449	-	606	96,920	-	-	147,265	0.49		
AM	DEPARTMENT OF GENERAL SERVICES	4800 MEADE STREET NE	RON BROWN JR FORMERLY ROPER JH		07	156,000		VACANT	169,743	72,820	-	-	27,683	27,683	297,929	8,938	-	-	21,625	-	-	328,492	2.11		
AM	DEPARTMENT OF GENERAL SERVICES	4810 36TH STREET NW	MURPHY ELEMENTARY SCHOOL					-	-	-	-	-	-	-	-	-	6,693	-	-	-	65,572	-	72,265		
AM	DEPARTMENT OF GENERAL SERVICES	4820 HOWARD STREET NW	ROSE RENO			32		REPURPOSED -	3	107	-	-	12,695	12,695	25,500	765	-	-	-	-	-	26,265	0.20		
AM	DEPARTMENT OF GENERAL SERVICES	500 10TH STREET NE	GIBBS ELEMENTARY	REMO	06	64,800		REPURPOSED -	7,937	-	-	-	5,448	5,448	18,833	565	-	5,998	-	-	-	19,398	0.30		
AM	DEPARTMENT OF GENERAL SERVICES	5001 DANA PLACE NW	KEY ELEMENTARY SCHOOL					-	-	-	-	-	-	-	-	-	-	-	-	110,132	-	-	110,132		
AM	DEPARTMENT OF GENERAL SERVICES	501 RIGGS ROAD NE	LASALLE-BACKUS EDUCATIONAL CAMPUS					-	-	-	-	-	-	-	-	-	6,790	-	-	-	34,453	-	41,243		
AM	DEPARTMENT OF GENERAL SERVICES	515 D STREET NW	RECORD OF DEEDS		06	46,085		SPECIAL USE	184,891	-	-	-	208,973	-	393,863	11,816	-	-	-	13,560	-	-	419,239	9.10	
AM	DEPARTMENT OF GENERAL SERVICES	5255 Loughboro Rd. NW, Sibley Station	-	IF YOU NEED TO ADD A PROPERTY PLEASE DO SO HERE				-	-	-	-	-	-	-	-	-	-	-	-	606	-	-	606		
AM	DEPARTMENT OF GENERAL SERVICES	533 ARTHUR PLACE NE	ATTON ELEMENTARY SCHOOL					-	-	-	-	-	-	-	-	-	6,887	-	-	-	45,696	-	52,583		
AM	DEPARTMENT OF GENERAL SERVICES	540 55 STREET NE	WOODSON HIGH SCHOOL					-	-	-	-	-	-	-	-	-	12,655	-	1,199,408	-	-	1,212,063			
AM	DEPARTMENT OF GENERAL SERVICES	542 FOXHALL PLACE SE	VACANT PROPERTY		08			SPECIAL USE	-	-	-	-	-	-	-	-	-	-	-	-	-	-	-		
AM	DEPARTMENT OF GENERAL SERVICES	544 FOXHALL PLACE SE	VACANT PROPERTY		08			SPECIAL USE	-	-	-	-	-	-	-	-	-	-	-	-	-	-	-		
AM	DEPARTMENT OF GENERAL SERVICES	560 FOXHALL PLACE SE	VACANT PROPERTY		08			SPECIAL USE	-	-	-	-	-	-	-	-	-	-	-	-	-	-	-		
AM	DEPARTMENT OF GENERAL SERVICES	5600 CADS STREET NE	DREW ELEMENTARY SCHOOL		08			SPECIAL USE	-	-	-	-	-	-	-	-	6,887	-	-	-	107,134	-	114,021		
AM	DEPARTMENT OF GENERAL SERVICES	562 FOXHALL PLACE SE	VACANT PROPERTY		08			SPECIAL USE	-	-	-	-	-	-	-	-	-	-	-	-	-	-	-		
AM	DEPARTMENT OF GENERAL SERVICES	5701 BROAD BRANCH ROAD NW	LAFAYETTE ELEMENTARY SCHOOL					-	-	-	-	-	-	-	-	-	-	-	-	8,971	-	65,133	74.104		
AM	DEPARTMENT OF GENERAL SERVICES	501 15TH STREET NE	MINER ELEMENTARY SCHOOL					-	-	-	-	-	-	-	-	-	-	-	-	8,050	-	94,332	102.382		
AM	DEPARTMENT OF GENERAL SERVICES	601 MISSISSIPPI AVENUE SE	HART MIDDLE SCHOOL					-	-	-	-	-	-	-	-	-	-	-	-	12,122	-	12,122	16.161		
AM	DEPARTMENT OF GENERAL SERVICES	6201 5TH STREET NW	WHITTIER EDUCATIONAL CAMPUS					-	-	-	-	-	-	-	-	-	-	-	-	8,373	-	115,202	123.575		
AM	DEPARTMENT OF GENERAL SERVICES	625 H STREET NW	YOUTH OFFICES/PROJECT EMPOWER/EXPIE	06				OFFICE	11,778	-	-	-	1,087	1,087	13,953	419	-	-	-	4,462	-	-	18,834		
AM	DEPARTMENT OF GENERAL SERVICES	6300 RIVINGTON ROAD LAUREL, MD	CEMENTARY - FORMER RESIDENTS OF FOR N/A					-	-	-	-	-	-	-	-	-	-	-	-	-	-	-	-		
AM	DEPARTMENT OF GENERAL SERVICES	6315 5TH STREET NW	COOLIDGE HIGH SCHOOL					-	-	-	-	-	-	-	-	-	-	-	-	8,050	-	1,035,305	1,043.355		
AM	DEPARTMENT OF GENERAL SERVICES	6323 GEORGIA AVENUE NW	LEASE # 0511	LEASE	04	9,948		SPECIAL USE	-	-	-	-	-	-	-	-	-	-	-	1,774	-	1,774	0.18		
AM	DEPARTMENT OF GENERAL SERVICES	6331 3 STREET NW	RESIDENTIAL		06	17,949		RESIDENTIAL	-	-	-	-	-	-	-	-	-	-	-	-	10,808	-	10,808		
AM	DEPARTMENT OF GENERAL SERVICES	64 NEW YORK AVENUE NE	LEASE # 0103			27,159	24%	OFFICE	-	-	-	-	-	-	-	-	-	-	-	157,949	-	1,854,007	2,011,956	74.08	
AM	DEPARTMENT OF GENERAL SERVICES	650 ANACOSTIA AVENUE NE	THOMAS ELEMENTARY SCHOOL					-	-	-	-	-	-	-	-	-	8,535	-	-	-	161,860	-	170,395		
AM	DEPARTMENT OF GENERAL SERVICES	659 S STREET NE	LUDLOW-PORTER ELEMENTARY SCHOOL					-	-	-	-	-	-	-	-	-	-	-	-	6,887	-	53,678	60.565		
AM	DEPARTMENT OF GENERAL SERVICES	660 S STREET NE	J.O. WILSON ELEMENTARY SCHOOL					-	-	-	-	-	-	-	-	-	-	-	-	9,101	-	103,685	109.685		
AM	DEPARTMENT OF GENERAL SERVICES	700 R STREET NW	MUSEUM		06			SPECIAL USE	-	-	-	-	-	-	-	-	-	-	-	5,118	-	5,118			
AM	DEPARTMENT OF GENERAL SERVICES	700 PINEY BRANCH ROAD NW	TAYLOR EDUCATIONAL CAMPUS					-	-	-	-	-	-	-	-	-	-	-	-	6,596	-	101,872	108.468		
AM	DEPARTMENT OF GENERAL SERVICES	704 26TH STREET NW	PHILIPS A.C.C. HIGH SCHOOL					-	-	-	-	-	-	-	-	-	-	-	-	8,535	-	59,661	69.198		
AM	DEPARTMENT OF GENERAL SERVICES	7800 14TH STREET NW	SHEPHERD ELEMENTARY SCHOOL					-	-	-	-	-	-	-	-	-	-	-	-	6,790	-	93,416	100.206		
AM	DEPARTMENT OF GENERAL SERVICES	7TH AND H STREET SW	HARBOR GARAGE		06			GARAGE	-	-	-	-	-	-	-	-	-	-	-	1,876	-	3,753	5.629		
AM	DEPARTMENT OF GENERAL SERVICES	800 ELIUD STREET NW	BENJAMIN BANISTER HIGH SCHOOL					-	-	-	-	-	-	-	-	-	-	-	-	5,998	-	28,218	36.218		
AM	DEPARTMENT OF GENERAL SERVICES	800 INGRAMHAM STREET NW	TRUESDELL EDUCATIONAL CAMPUS					-	-	-	-	-	-	-	-	-	-	-	-	8,373	-	105,975	114.348		
AM	DEPARTMENT OF GENERAL SERVICES	801 7TH STREET SW	JEFFERSON MIDDLE SCHOOL					-	-	-	-	-	-	-	-	-	-	-	-	8,535	-	242,894	251.429		
AM	DEPARTMENT OF GENERAL SERVICES	801 DIVISION AVENUE NE	BRIVILLE ELEMENTARY SCHOOL					-	-	-	-	-	-	-	-	-	-	-	-	8,535	-	68,046	68.046		
AM	DEPARTMENT OF GENERAL SERVICES	820 26TH STREET NW	YOUNG ELEMENTARY		05	215,400		REPURPOSED -	-	-	-	-	-	-	-	-	-	-	-	-	13,570	-	13,570	0.06	
AM	DEPARTMENT OF GENERAL SERVICES	825 NORTH CAPITOL STREET NE	LEASE # 1002	Lease	06	44,312		OFFICE	-	-	-	-	-	-	-	-	-	-	-	-	1,774	-	1,774	0.04	
AM	DEPARTMENT OF GENERAL SERVICES	850 26TH STREET NE	BROWN-EDUCATIONAL CAMPUS					-	-	-	-	-	-	-	-	-	-	-	-	202,945	-	211,486	211.486		
AM	DEPARTMENT OF GENERAL SERVICES	801 15TH STREET NW	JOHNSON NURSING CTR		06			SPECIAL USE	-	27,787	27,787	55,573	1,667	1,667	55,573	1,667	8,535	-	-	-	-	-	-	62.358	
AM	DEPARTMENT OF GENERAL SERVICES	915 SPRING ROAD NW	RAYMOND EDUCATIONAL CAMPUS					-	-	-	-	-	-	-	-	-	-	-	-	8,373	-	103,302	111.675		
AM	DEPARTMENT OF GENERAL SERVICES	5207 STREET NE	GODING EDUCATIONAL SCHOOL					-	-	-	-	-	-	-	-	-	-	-	-	102,413	-	-	109,300		
AM	DEPARTMENT OF GENERAL SERVICES	921 PENNSYLVANIA AVENUE SE	QUD NAVAR HOSPITAL			18,204		SPECIAL USE	-	-	-	-	-	-	-	-	-	-	-	6,887	-	-	6,887	0.40	
AM	DEPARTMENT OF GENERAL SERVICES	925 RHODE ISLAND AVENUE NW	SHAW JR HIGH		06	230,400		VACANT	215,308	5	-	-	1,277	1,277	217,868	6,536	-	-	-	-	14,869	-	239,273	1.04	
AM	DEPARTMENT OF GENERAL SERVICES	941 RHODE ISLAND AVENUE NW	WATTAH DANIELS LIBRARY (INTERIM)		06			SPECIAL USE	-	-	-	-	-	-	-	-	1,452	-	-	-	-	-	1,452		
AM	DEPARTMENT OF GENERAL SERVICES	1001 4TH STREET NW	AUTO FUEL					AUTO FUEL	-	-	-	-	-	-	-	-	-	-	-	-	-	675,245	-	675,245	
AM	DEPARTMENT OF GENERAL SERVICES	DC United Soccer Stadium - Site P	DC United Soccer Stadium - Site Preparation (Completion 9/30/15)					-	-	-	-	-	-	-	-	-	-	-	-	-	-	-	-		
AM	DEPARTMENT OF GENERAL SERVICES	HVAC TERMINALS						-	-	-	-	-	-	-	-	-	-	-	-	10,000,000	-	-	10,000,000		
AM	DEPARTMENT OF GENERAL SERVICES	KENDALL STREET NE AND GALLATIN	CRUMMEL		05			OFFICE	-	-	-	-	-	-	-	-	-	-	-	-	7,827	-	1,000,000		
AM	DEPARTMENT OF GENERAL SERVICES	RESERVATION 128	RESERVATION 128		06			DEVELOPMENT	-	-	-	-	-	-	-	-	-	-	-	-	1,122	-	-	1,122	
AM	DEPARTMENT OF GENERAL SERVICES	RESERVATION 245	RESERVATION 245		06			DEVELOPMENT	-	-	-	-	-	-	-	-	-	-	-						



Government of The District of Columbia
Department of General Services

2017 Budget (Time frame October 1, 2016 through September 30, 2017)

Dated 9-22-15



CODE	AGENCY	BUILDING ADDRESS	BUILDING NAME	NOTE	WARD	ROOM AREA	PRORATION	BUILDING USE	Electricity	Natural Gas	Fuel	Steam	Water/Sewer	Impervious	ENERGY	SUSTAIN DC	WASTE MANAGEMENT	SECURITY	OCCUPANCY	RENT	AUTO FUEL	GRAND TOTAL	PSF	
BX Total	OFFICE OF PARTNERSHIP AND GRANT SERVICES								9,144	-	-	-	61	61	9,266	278	-	7,549	13,662	-	-	30,755		
BU	COMMISSION ON ARTS & HUMA	2100 14TH STREET NW	OFFICE		06	14,025	6%	OFFICE	50,296	625	-	-	1,787	1,787	54,494	1,635	-	178,798	105,231	567,405	-	907,563	64.71	
BX	COMMISSION ON ARTS & HUMA		AUTO FUEL		N/A				-	-	-	-	-	-	-	-	-	-	-	-	-	-		
BX Total	COMMISSION ON ARTS & HUMA								50,296	625	-	-	1,787	1,787	54,494	1,635	-	178,798	105,231	567,405	-	907,563		
BY	OFFICE ON AGING	1005 5TH STREET NE	WARD 6 SENIOR WELLNESS CENTER		06	-	-		-	-	-	-	-	-	-	-	2,461	-	52,719	-	-	55,180		
BY	OFFICE ON AGING	1155 SAVANNAH STREET SE	CONGRESS HEIGHTS SENIOR WELLNESS CENTER		08	11,840	100%	SENIOR WELLNESS	4,926	2,336	-	-	1,049	1,049	9,360	281	6,114	-	135,680	-	-	141,894	11.98	
BY	OFFICE ON AGING	1835 EVARTS STREET NE	HOUSE OF YOGIE HERNESS GROUP HOME		05	4,800	-	RESIDENTIAL	4,324	-	-	-	-	-	53,827	1,615	-	-	75,834	-	-	131,276	27.35	
BY	OFFICE ON AGING	1901 EVARTS STREET NE	MODEL CITIES SENIOR WELLNESS CENTER		05	9,440	-	SENIOR WELLNESS	23,479	-	-	-	838	838	25,156	755	2,860	-	84,690	-	-	113,461	12.02	
BY	OFFICE ON AGING	2501 18TH STREET NE	PLEASANT HILL GROUP HOME		05	-	-	RESIDENTIAL	5,982	5,448	-	-	-	-	11,431	343	-	-	560,995	-	-	572,769		
BY	OFFICE ON AGING	2635 18TH STREET NE	ANDORUS HOUSE GROUP HOME		05	4,800	-	RESIDENTIAL	4,324	2,054	-	-	23,725	23,725	53,827	1,615	-	-	75,834	-	-	131,276	27.35	
BY	OFFICE ON AGING	3001 ALABAMA AVENUE SE	WASHINGTON SENIORS WELLNESS CENTER		07	9,762	-	SENIOR WELLNESS	27,112	-	-	-	728	728	28,569	857	3,926	-	298,028	-	-	331,580	33.95	
BY	OFFICE ON AGING	310-324 KENNEDY STREET NW	HATTIE HOLMES SENIOR WELLNESS CENTER		04	12,691	-	SENIOR WELLNESS	30,198	-	-	-	4,925	4,925	40,048	1,201	2,811	-	29,573	-	-	73,633	5.80	
BY	OFFICE ON AGING	3531 GEORGIA AVENUE NW	WARD 1 SENIOR WELLNESS CENTER		01	12,056	-	SENIOR WELLNESS	22,284	6,576	-	-	7,148	7,148	28,859	866	5,351	193,571	180,427	-	-	409,074	33.93	
BY	OFFICE ON AGING	3001 STREET NE	SENIOR WELLNESS CENTER		06	-	-	SENIOR WELLNESS	89,541	1,085	-	-	-	-	104,922	3,248	2,472	165,069	87,246	-	-	384,959		
BY	OFFICE ON AGING	AUTO FUEL	AUTO FUEL		N/A				-	-	-	-	-	-	-	-	-	-	-	-	98,542	98,542		
BY	OFFICE ON AGING	OFFICE ON AGING	NEW LEASE 20,000 SF @ 20PSF		N/A				207,846	17,499	-	-	38,413	38,413	302,172	9,066	25,995	358,640	1,618,434	400,000	-	98,542	2,812,849	
BZ	OFFICE ON LATINO AFFAIRS	2000 14TH STREET NW	FRANKLIN D. REEVES CENTER	Office	01	3,203	1%	OFFICE	15,094	-	-	-	641	641	16,377	491	-	16,219	35,865	-	-	68,952	21.53	
BZ Total	OFFICE ON LATINO AFFAIRS								15,094	-	-	-	641	641	16,377	491	-	16,219	35,865	-	-	68,952		
CA	OFFICE OF TAX AND REVENUE	AUTO FUEL	AUTO FUEL		N/A				-	-	-	-	-	-	-	-	-	-	-	-	-	-		
CA Total	OFFICE OF TAX AND REVENUE								-	-	-	-	-	-	-	-	-	-	-	-	-	-		
CB	OFFICE OF THE ATTORNEY GEN	441 4TH STREET NW	OIS BUILDING		06	58,995	12%	OFFICE	235,569	-	-	-	1,572	1,572	238,714	7,161	-	194,466	351,958	-	-	792,299	13.43	
CB	OFFICE OF THE ATTORNEY GEN	441 4TH STREET NW	OIS BUILDING		06	33,040	7%	OFFICE	131,930	-	-	-	881	881	133,691	4,011	-	108,510	197,113	-	-	443,725	13.43	
CB	OFFICE OF THE ATTORNEY GEN	441 4TH STREET NW	OIS BUILDING		06	45,377	2%	OFFICE	245,331	676	-	-	976	976	246,684	3,081	-	83,650	151,396	-	-	340,811	13.43	
CB	OFFICE OF THE ATTORNEY GEN	441 4TH STREET NW	OIS BUILDING		06	18,451	4%	OFFICE	73,935	-	-	-	492	492	74,659	2,240	-	60,820	110,077	-	-	247,796	13.43	
CB	OFFICE OF THE ATTORNEY GEN	AUTO FUEL	AUTO FUEL		N/A				-	-	-	-	-	-	-	-	-	-	-	-	10,501	10,501		
CB Total	OFFICE OF THE ATTORNEY GEN								542,505	-	-	-	3,621	3,621	549,748	16,493	-	447,846	810,544	-	-	10,501	1,288,133	
CE	PUBLIC LIBRARY	1101 - 1111 24TH STREET NW	WESTEND LIBRARY		02	-	100%	LIBRARY	28,745	16,929	-	-	5,360	5,360	56,394	1,692	2,261	-	-	-	-	-	60,347	
CE	PUBLIC LIBRARY	1523 ALABAMA AVENUE SE	LEASE # 0812		08	4,925	100%	LIBRARY	-	-	-	-	-	-	-	-	-	-	-	205,396	-	205,396	41.70	
CE	PUBLIC LIBRARY	1630 7TH STREET NW	LIBRARY		06	9,241	-	LIBRARY	172,335	769	-	-	2,734	2,734	178,572	5,357	1,454	-	1,454	-	-	16,123	20.06	
CE	PUBLIC LIBRARY	1700 ALABAMA AVENUE SE	PARKLAND TURNER LIBRARY (FRANCIS COX)		08	-	-	LIBRARY	-	-	-	-	-	-	-	-	-	-	-	13,545	-	-	-	
CE	PUBLIC LIBRARY	1800 GOOD HOPE ROAD SE	ANACOSTIA BRANCH		08	37,935	-	LIBRARY	50,864	7,369	-	-	8,295	8,295	74,823	2,245	889	-	2,146	-	-	80,103	2.11	
CE	PUBLIC LIBRARY	1801 HAMLIN STREET NE	WOODRIDGE LIBRARY		05	-	-	LIBRARY	24,448	14,926	-	-	2,654	2,654	44,683	1,240	1,454	-	-	-	-	47,477		
CE	PUBLIC LIBRARY	2100 36TH PLACE SE	LIBRARY		07	71,900	-	LIBRARY	-	-	-	-	-	-	-	-	-	-	-	-	-	2,578	0.04	
CE	PUBLIC LIBRARY	2600 Virginia Avenue, NW	WEST END LIBRARY		07	5,000	-	LIBRARY	-	-	-	-	-	-	-	-	-	-	-	368,064	-	368,064	73.61	
CE	PUBLIC LIBRARY	3160 16TH STREET NW	MT. PLEASANT LIBRARY		01	1	-	LIBRARY	52,190	-	-	-	8,511	8,511	69,213	2,076	1,454	-	-	-	-	72,743		
CE	PUBLIC LIBRARY	330 7TH STREET NE	NORTHEAST LIBRARY		06	957	-	LIBRARY	50,253	957	-	-	54,138	54,138	1,624	1,454	-	-	-	25,761	-	82,377		
CE	PUBLIC LIBRARY	3310 CONNECTICUT AVENUE NW	CLEVELAND PARK LIBRARY		03	12,512	-	LIBRARY	21,400	9,900	-	-	471	471	32,243	967	1,454	-	-	-	-	34,664	2.77	
CE	PUBLIC LIBRARY	3935 BENNING ROAD NE	BENNING BRANCH		07	144,000	-	LIBRARY	113,366	-	-	-	18,488	18,488	150,342	4,510	889	-	3,414	-	-	159,155	1.11	
CE	PUBLIC LIBRARY	403 31ST STREET SE	SOUTHEAST BRANCH LIBRARY		06	-	-	LIBRARY	1,808	-	-	-	3,011	3,011	27,002	811	2,861	-	-	-	-	30,144		
CE	PUBLIC LIBRARY	416 CEDAR STREET NW	YAKOMA PARK LIBRARY		04	43	-	LIBRARY	13,181	13,118	-	-	2,150	2,150	30,599	918	2,578	-	2,295	-	-	36,390	842.56	
CE	PUBLIC LIBRARY	4250 KANSAS AVENUE NW	LIBRARY		04	1	-	LIBRARY	54,470	1,408	-	-	7,666	7,666	71,210	2,136	1,454	-	2,087	-	-	76,887		
CE	PUBLIC LIBRARY	4250 WISCONSIN AVENUE NW	TENLEY		03	233,500	-	LIBRARY	88,624	6,679	-	-	8,688	8,688	112,679	3,380	1,454	-	-	-	-	117,513	0.50	
CE	PUBLIC LIBRARY	4900 Y STREET NW	PAULSDE LIBRARY		03	112,283	-	LIBRARY	34,013	10,718	-	-	3,485	3,485	48,093	1,501	1,501	-	-	-	-	50,011	0.51	
CE	PUBLIC LIBRARY	5001 CENTRAL AVENUE SE	CAPITAL VIEW LIBRARY		08	-	-	LIBRARY	24,755	20,686	-	-	381	381	46,204	1,386	1,536	-	7,083	-	-	56,209		
CE	PUBLIC LIBRARY	5401 SOUTH DAKOTA AVENUE NW	LAMONT RIGGS LIBRARY		05	10,017	-	LIBRARY	29,475	13,798	-	-	9,252	9,252	61,776	1,853	1,454	-	2,138	-	-	67,221	6.71	
CE	PUBLIC LIBRARY	5625 CONNECTICUT AVENUE NW	CHEVY CHASE LIBRARY		03	800	-	LIBRARY	37,717	17,412	-	-	14,782	14,782	84,693	2,541	1,454	-	-	-	-	88,638	110.86	
CE	PUBLIC LIBRARY	7420 GEORGIA AVENUE NW	SHEPHERD PARK LIBRARY		04	1	-	LIBRARY	31,178	6,338	-	-	2,075	2,075	41,665	1,250	1,454	-	2,269	-	-	46,330		
CE	PUBLIC LIBRARY	900 WESLEY PLACE SW	SOUTHWEST BRANCH LIBRARY		06	45,013	-	LIBRARY	35,236	13,111	-	-	5,416	5,416	57,179	1,715	1,536	-	-	-	-	60,430	1.34	
CE	PUBLIC LIBRARY	901 G STREET NW	MULBERRY LIBRARY		02	413,793	-	LIBRARY	1,557,690	-	-	-	5,227	5,227	1,563,421	46,903	24,834	-	-	-	-	1,635,058	3.95	
CE	PUBLIC LIBRARY	AUTO FUEL	AUTO FUEL		N/A				-	-	-	-	195,146	-	-	-	-	-	-	-	56,214	56,214		
CE Total	PUBLIC LIBRARY								2,237,286	160,938	-	-	195,146	110,105	2,813,582	84,405	57,983	-	60,738	573,460	56,214	3,646,382		
CF	DEPARTMENT OF EMPLOYMENT	2000 14TH STREET NW	FRANKLIN D. REEVES CENTER	DOES	01	8,869	4%	OFFICE	41,794	-	-	-	1,776	1,776	45,546	1,360	-	44,911	99,308	-	-	190,925	21.53	
CF	DEPARTMENT OF EMPLOYMENT	4058 MINNESOTA AVENUE NE	DOES	DO7	07	228,025	-	OFFICE	623,989	-	-	-	75,385	75,385	774,760	23,243	-	743,437	1,427,578	-	-	2,269,015	13.02	
CF	DEPARTMENT OF EMPLOYMENT	AUTO FUEL	AUTO FUEL		N/A				-	-	-	-	-	-	-	-	-	-	-	-	10,287	10,287		
CF	DEPARTMENT OF EMPLOYMENT	NEW LEASE LOCATION TBD	BACKUS REPLACEMENT			15,000 SF @ 548PSF			-	-	-	-	-	-	-	-	-	-	-	-	720,000	720,000		
CF	DEPARTMENT OF EMPLOYMENT	New Lease Location TBD	New Lease for DOES to get out of Backus						-	-	-	-	-	-	-	-	-	-	-	-	-	-		
CF Total	DEPARTMENT OF EMPLOYMENT SERVICES								665,783	-	-	-	77,161	77,161	820,106	24,603	-	788,348	1,526,886	1,640,000	10,287	4,810,230		
CG	PUBLIC EMPLOYEE RELATIONS BOARD	1100 4TH STREET SW E	LEASE # 0705 EAST		06	6,636	2%	OFFICE	14,993	-	-	-	-	6	14,999	450	-	19,958	171	360,669	-	396,247	59.71	
CH	OFFICE OF EMPLOYEE APPEALS	1015 Half Street	Replacement			9,430		OFFICE	14,993	-	-	-	-	6	14,999	450	-	19,958	171	360,669	-	396,247		
CH Total	OFFICE OF EMPLOYEE APPEALS								-	-	-	-	-	-	-	-	-	-	-	-	446,191	446,191		
CI	DEPARTMENT OF FILM TELEVISION	1099 9TH STREET NE	OFFICE OF CABLE TELEVISION		06	30,525	-	SPECIAL USE	250,170	29,790	-	-	15,231	-	295,191	-	-	159,081	493,592	-	-	947,864	31.05	
CI	DEPARTMENT OF FILM TELEVISION	AUTO FUEL	AUTO FUEL		N/A				-	-	-	-	-	-	-	-	-	-	-	-	7,647	7,647		
CI	DEPARTMENT OF FILM TELEVISION	AUTO FUEL	AUTO FUEL		N/A				-	-	-	-	-	-	-	-	-	-	-	-	1,796	1,796		
CI Total	DEPARTMENT OF FILM TELEVISION & ENTERTAINMENT								250,170	29,790	-	-	15,231	-	295,191	-	-	159,081	493,592	-	-	944,43	957,307	
CJ	CAMPAIGN FINANCE & ETHICS	1200 14TH STREET NW	FRANKLIN D. REEVES CENTER																					



Government of The District of Columbia
Department of General Services



2017 Budget (Time frame October 1, 2016 through September 30, 2017)

Dated 9-22-15

CODE	AGENCY	BUILDING ADDRESS	BUILDING NAME	NOTE	WARD	ROOM AREA	PROBATION	BUILDING USE	Electricity	Natural Gas	Fuel	Steam	Water/Sewer	Impervious	ENERGY	SUSTAIN DC	WASTE MANAGEMENT	SECURITY	OCCUPANCY	RENT	AUTO FUEL	GRAND TOTAL	PSF
EN Total	DEPARTMENT OF SMALL & LOCAL BUSINESS DEVELOPMENT								47,888	-	-	-	320	320	48,527	1,456	-	39,533	71,549	-	1,338	162,403	
FA	METROPOLITAN POLICE DEPAR	100 42ND STREET NE	6TH DISTRICT		07	43,790	100%	POLICE STATION	115,610	20,485	-	-	7,835	7,835	151,765	4,553	630	-	181,498	-	-	338,446	7.73
FA	METROPOLITAN POLICE DEPAR	101 M STREET SW	1ST DISTRICT (BOWEN)		02	21,900		POLICE STATION	215,456	37,912	-	-	11,853	11,853	277,074	8,112	1,648	-	217,470	-	-	504,404	7.02
FA	METROPOLITAN POLICE DEPAR	1215 3RD STREET NE	NSD		06	-	100%	POLICE STATION	57,614	7,002	-	-	3,860	3,860	7,002	2,149	-	-	114,925	-	-	144,925	
FA	METROPOLITAN POLICE DEPAR	1369 A Connecticut Ave NW	Gay Lesbian Liaison Unit (GLLU)	Added Property - Office		-	-	POLICE STATION	-	-	-	-	-	-	-	-	-	-	-	-	-	54,676	
FA	METROPOLITAN POLICE DEPAR	1624 V STREET NW	3RD DISTRICT HEADQUARTERS		08	45,136		POLICE STATION	-	-	-	-	-	-	-	-	2,214	-	216,680	-	-	218,894	4.85
FA	METROPOLITAN POLICE DEPAR	17 DC VILLAGE DR SW	EVIDENCE SUPPLY FACILITY		08	33,501		POLICE STATION	146,261	5,608	-	-	23,853	23,853	199,576	5,987	1,102	-	83,498	-	-	292,161	8.72
FA	METROPOLITAN POLICE DEPAR	1700 RHODE ISLAND AVENUE NE	YOUTH DIVISION		05	12,512		POLICE STATION	42,737	11,500	-	-	2,534	2,534	59,754	1,793	4,477	606	72,201	-	-	138,831	11.10
FA	METROPOLITAN POLICE DEPAR	1724 SOUTH CAPITOL STREET SE	LEASE # 0702 / HELIPORT		06	8,050	100%	SPECIAL USE	-	-	-	-	-	-	-	-	-	-	13,095	286,368	-	299,463	37.20
FA	METROPOLITAN POLICE DEPAR	1800 Columbia Road NW	Latino Liaison Unit	Added Property - Office		-	-	POLICE STATION	-	-	-	-	-	-	-	-	-	-	70,064	-	-	70,064	
FA	METROPOLITAN POLICE DEPAR	1805 BLADENBURG ROAD NE	5TH DISTRICT		05	41,531		POLICE STATION	103,255	17,174	-	-	25,029	25,029	170,487	5,115	2,829	-	232,719	-	-	411,150	9.90
FA	METROPOLITAN POLICE DEPAR	1900 MASSACHUSETTS AVENUE SE	DOGH BUILDING NO 29MCCC - AMBULATORY		06	9,120	1%	CAMPUS - DC G	10,359	9,705	256	-	3,306	3,306	26,933	808	7,628	-	35,369	-	-	35,369	3.88
FA	METROPOLITAN POLICE DEPAR	2000 14TH STREET NW	FRANKLIN D. REEVES CENTER	MPD	01	8,494	4%	OFFICE	40,027	-	-	-	17,704	17,704	43,429	1,303	-	43,012	95,109	-	-	182,853	21.53
FA	METROPOLITAN POLICE DEPAR	2125 WEST VIRGINIA AVENUE NE	FLEET SERVICE		05	144,000		POLICE STATION	66,428	14,854	-	-	18,744	18,744	118,901	3,564	1,940	433,234	95,109	-	-	620,886	4.54
FA	METROPOLITAN POLICE DEPAR	2301 L STREET NW	SPECIAL OPERATIONS DIVISION		02	12,348		POLICE STATION	11,600	897	-	-	2,416	2,416	17,330	520	-	-	95,109	-	-	112,959	9.15
FA	METROPOLITAN POLICE DEPAR	2455 ALABAMA AVENUE SE	SEVENTH DISTRICT		08	17,034		POLICE STATION	110,617	18,126	-	-	6,203	6,203	141,150	4,235	1,181	-	185,103	-	-	331,669	19.47
FA	METROPOLITAN POLICE DEPAR	2701 PENNSYLVANIA AVENUE SE	LEASE # 0803 / 6TH DISTRICT SUB		07	8,919		POLICE STATION	18,842	4,336	-	-	2,433	2,433	28,044	841	-	-	60,555	229,473	-	318,913	35.76
FA	METROPOLITAN POLICE DEPAR	2850 NEW YORK AVENUE NE MPD	LEASE # 0508	DPW	05	98,286		OFFICE	-	-	-	-	-	-	-	-	-	-	11,100	1,090,000	-	1,101,100	7.44
FA	METROPOLITAN POLICE DEPAR	300 INDIANA AVENUE NW	MUNICIPAL CENTER (EAB)		06	192,930	90%	MUNICIPAL CENTER (EAB)	994,223	-	-	677,780	72,371	181,645	54,502	3,896	1,494,230	1,296,983	-	-	4,666,356	24.19	
FA	METROPOLITAN POLICE DEPAR	300 INDIANA AVENUE NW	MUNICIPAL CENTER (EAB)		06	4,104	2%	MUNICIPAL CENTER (EAB)	1,539	1,539	-	14,418	1,539	1,539	833	1,159	-	31,785	27,590	-	-	99,266	24.19
FA	METROPOLITAN POLICE DEPAR	3320 IDAHO AVENUE NW	SECOND DISTRICT HQ		03	41,531		POLICE STATION	122,359	17,094	-	-	4,548	4,548	148,549	4,556	2,214	-	221,915	-	-	377,134	9.08
FA	METROPOLITAN POLICE DEPAR	3500 ANACOSTIA AVENUE SW	IMPOUNDT LOT #3		07	4,200		POLICE STATION	-	-	-	-	4,663	4,663	9,326	280	-	-	10,594	-	-	160,600	38.28
FA	METROPOLITAN POLICE DEPAR	4101 BENNING ROAD NE	BOY'S & GIRLS CLUB		07	233,500		POLICE STATION	1,096,080	355,575	-	-	48,803	48,803	1,549,182	46,478	1,648	-	1,500,994	-	-	1,640,791	7.03
FA	METROPOLITAN POLICE DEPAR	4115 4TH STREET SW	FIRST DISTRICT POLICE HQD		06	93,889		POLICE STATION	198,410	45,628	-	-	10,164	10,164	264,365	7,931	4,477	-	658,540	-	-	935,313	9.96
FA	METROPOLITAN POLICE DEPAR	4666 BLUE PLAINS DRIVE SW	ANNEX BUILDING		08	2,200		POLICE STATION	-	-	-	-	-	-	-	-	2,384	-	16,023	-	-	18,407	8.37
FA	METROPOLITAN POLICE DEPAR	4667 BLUE PLAINS DRIVE SW	POLICE STATION 8		08	2,879		POLICE STATION	-	-	-	-	-	-	-	-	-	-	63,427	-	-	63,427	23.01
FA	METROPOLITAN POLICE DEPAR	4669 BLUE PLAINS DRIVE SW	BOMB SQUAD		08	1,750		POLICE STATION	-	-	-	-	-	-	-	-	-	-	93,704	-	-	95,982	54.85
FA	METROPOLITAN POLICE DEPAR	500 S STREET SE	1ST DISTRICT SUB		06	10,017		POLICE STATION	22,032	5,054	-	-	6,183	6,183	39,452	1,184	1,779	-	87,861	-	-	130,276	13.01
FA	METROPOLITAN POLICE DEPAR	5000 VERNON PARKWAY SW	VECHERLO EVIDENCE LOT (IMP)		08	5,000		POLICE STATION	26,148	3,838	-	-	1,011	1,011	28,989	1,170	-	866,468	1,010,422	-	-	1,010,422	
FA	METROPOLITAN POLICE DEPAR	5002 HAYES STREET NW	6TH DISTRICT HQ		07	90,400		POLICE STATION	46,368	13,278	-	-	8,657	8,657	76,501	2,307	2,005	-	108,965	-	-	180,262	2.10
FA	METROPOLITAN POLICE DEPAR	501 NEW YORK AVENUE NW	TRAFFIC SAFETY AND SPECIAL ENFORCEN		02	9,241		POLICE STATION	21,211	14,637	-	-	2,911	2,911	41,670	1,250	1,779	-	80,790	-	-	125,669	13.60
FA	METROPOLITAN POLICE DEPAR	5003 WATER STREET SW	HARBOR PATROL		06	6,000		POLICE STATION	74,535	20,218	-	-	7,118	7,118	105,988	1,876	-	-	120,167	-	-	251,211	38.54
FA	METROPOLITAN POLICE DEPAR	5101 GEORGIA AVENUE NW	4TH DISTRICT POLICE HEADQUARTERS		04	45,013		POLICE STATION	171,381	27,023	-	-	27,860	27,860	245,131	1,377	606	-	18,574	-	-	476,471	10.74
FA	METROPOLITAN POLICE DEPAR	616 H Street NW	Asian Liaison Unit	Added Property - Office		-	-	POLICE STATION	-	-	-	-	-	-	-	-	-	-	-	-	-	18,598	
FA	METROPOLITAN POLICE DEPAR	64 NEW YORK AVENUE NE	LEASE # 0103		01	19,353	17%	OFFICE	-	-	-	-	1,451	1,451	36,321	1,090	1,357	112,552	81,248	1,321,131	-	1,433,683	74.08
FA	METROPOLITAN POLICE DEPAR	750 PARK ROAD NW	1ST DISTRICT SUB STATION		01	13,571		POLICE STATION	21,977	11,441	-	-	1,451	1,451	36,321	1,090	1,357	-	18,598	-	-	120,016	8.84
FA	METROPOLITAN POLICE DEPAR	801 SHEPHERD STREET NW	PPSSD		04	-		POLICE STATION	67,573	29,985	-	-	10,872	10,872	119,301	3,579	2,214	-	153,597	-	-	278,691	
FA	METROPOLITAN POLICE DEPAR	8TH STREET NW AND SHEPHERD	PETWORTH ELEMENTARY		04	-		POLICE STATION	-	-	-	-	-	-	-	-	-	-	19,654	-	-	21,868	
FA	METROPOLITAN POLICE DEPAR	903 PARK STREET NE	INTELLIGENCE UNIT		05	-		POLICE STATION	-	-	-	-	71,007	71,007	142,014	4,260	-	-	16,023	-	-	6,356,437	
FA	METROPOLITAN POLICE DEPAR	DC VILLAGE LANE SW BLDG #1 (1	mpd Internal Affairs division		08	12,000		AUTO FUEL	-	-	-	-	-	-	-	-	-	-	-	-	6,356,437	6,356,437	
FA Total	METROPOLITAN POLICE DEPAR								3,819,099	682,492	256	692,198	391,362	391,362	5,977,273	179,118	1,940	2,982,493	5,524,438	2,926,972	6,356,437	24,015,400	
FB	FIRE & EMERGENCY MEDICAL S	101 ATLANTIC STREET SE	ENGINE COMPANY 33		08	15,000		FIRE STATION	29,670	7,706	-	-	7,151	7,151	51,678	1,550	-	-	29,880	-	-	81,121	5.41
FB	FIRE & EMERGENCY MEDICAL S	1018 13TH STREET NW	ENGINE COMPANY 16		02	25,032		FIRE STATION	33,677	19,638	-	-	4,067	4,067	49,449	1,843	1,583	-	32,792	-	-	97,667	3.90
FB	FIRE & EMERGENCY MEDICAL S	1100 4TH STREET SW E	LEASE # 0705 EAST		06	12,922	5%	OFFICE	29,195	-	-	-	-	32	29,206	877	-	38,863	333	702,316	-	771,595	59.71
FB	FIRE & EMERGENCY MEDICAL S	1101 1/2 HALF STREET NW	ENGINE COMPANY 7		06	60,000		ENGINE COMPANY	106,764	80,595	-	-	11,995	11,995	211,349	6,340	2,005	-	277,880	-	-	297,689	
FB	FIRE & EMERGENCY MEDICAL S	1103 HALF STREET NW	FEMS FLEET MAINTENANCE		06	60,000	100%	FIRE STATION	-	-	-	-	-	-	-	-	-	-	43,564	-	-	46,036	0.77
FB	FIRE & EMERGENCY MEDICAL S	11227 MONROE STREET NE	ENGINE COMPANY 17		05	4,552	100%	FIRE STATION	12,407	7,483	-	-	2,059	2,059	24,009	720	1,876	-	44,566	-	-	71,173	15.64
FB	FIRE & EMERGENCY MEDICAL S	1300 NEW JERSEY AVENUE NW	ENGINE COMPANY 6		06	12,280		ENGINE COMPANY	31,289	24,011	-	-	9,815	9,815	74,929	2,448	2,005	-	60,989	-	-	129,821	4.98
FB	FIRE & EMERGENCY MEDICAL S	1338 PARK ROAD NW	ENGINE COMPANY 11		01	1,341		ENGINE COMPANY	3,863	1,341	-	-	1,341	1,341	3,864	245	-	-	18,695	-	-	20,480	1.49
FB	FIRE & EMERGENCY MEDICAL S	1340 RHODE ISLAND AVENUE NE	ENGINE COMPANY 26		05	6,500		ENGINE COMPANY	15,296	10,049	-	-	4,417	4,417	34,178	1,025	1,116	-	36,927	-	-	73,246	11.27
FB	FIRE & EMERGENCY MEDICAL S	1342 FLORIDA AVENUE NE	ENGINE COMPANY 10		05	13,100		ENGINE COMPANY	21,407	8,593	-	-	2,748	2,748	35,497	1,065	1,181	-	39,479	-	-	77,222	5.89
FB	FIRE & EMERGENCY MEDICAL S	1520 L STREET SE	ENGINE COMPANY 8		05	10,080		ENGINE COMPANY	17,724	7,853	-	-	2,851	2,851	27,278	818	1,876	-	41,534	-	-	43,644	4.45
FB	FIRE & EMERGENCY MEDICAL S	1617 V STREET NW	ENGINE COMPANY 9		01	10,476		ENGINE COMPANY	17,161	11,669	-	-	6,005	6,005	40,841	1,225	792	-	46,095	-	-	88,953	8.49
FB	FIRE & EMERGENCY MEDICAL S	1763 LANIER PLACE NW	ENGINE COMPANY 21		01	12,800		FIRE STATION	20,134	11,147	-	-	2,869	2,869	37,018	1,111	727	-	34,854	-	-	73,710	5.76
FB	FIRE & EMERGENCY MEDICAL S	1923 VERNON AVENUE NW	GRIMK S		01	17,165		ENGINE COMPANY	33,764	33,764	-	-	17,438	17,438	128,912	5,287	-	-	150,649	-	-	167,934	
FB	FIRE & EMERGENCY MEDICAL S	2000 14TH STREET NW	FRANKLIN D. REEVES CENTER	FEMS	01	17,190	8%	OFFICE	81,006	-	-	-	3,442	3,442	87,890	2,637	-	87,047	192,480	-	-	370,054	21.53
FB	FIRE & EMERGENCY MEDICAL S	2000 14TH STREET NW	FRANKLIN D. REEVES CENTER	FEMS	01	6,870	3%	OFFICE	32,374	-	-	-	1,376	1,376	35,126	1,054	-	34,788	76,925	-	-	147,893	21.53
FB	FIRE & EMERGENCY MEDICAL S	2000 14TH STREET NW	FRANKLIN D. REEVES CENTER	FEMS	01	2,000	1%	OFFICE	400	-	-	-	400	400	800	307	-	10,128	43,055	-	-	53,482	2.66
FB	FIRE & EMERGENCY MEDICAL S	2101 14TH STREET SE	ENGINE COMPANY 15		08	12,																	



Government of The District of Columbia
Department of General Services



2017 Budget (Time frame October 1, 2016 through September 30, 2017)

Dated 9-22-15

CODE	AGENCY	BUILDING ADDRESS	BUILDING NAME	NOTE	WARD	ROOM AREA	PRORATION	BUILDING USE	Electricity	Natural Gas	Fuel	Steam	Water/Sewer	Impervious	ENERGY	SUSTAIN DC	WASTE MANAGEMENT	SECURITY	OCCUPANCY	RENT	AUTO FUEL	GRAND TOTAL	PSF
FL Total	DEPARTMENT OF CORRECTIONS								1,497,118	19,465	513	6,222	1,087,317	1,087,317	3,697,951	110,938	19,519	102,175	305,881	450,000	5,064	4,691,528	
FR	DEPARTMENT OF FORENSIC SCIENCE	401 E STREET SW	CONSOLIDATED FORENSIC LAB			199,738		LABORATORY	1,078,765	300,000	-	-	25,000	25,000	1,428,765	42,863	2,319	94,582	2,162,179	-	-	3,728,389	18.67
FR	DEPARTMENT OF FORENSIC SCIENCE	1001 MONROE STREET NW	BIO LAB - DEPT OF FORENSICS SCIENCE		08	8,000		LABORATORY	-	-	-	-	-	-	-	-	-	-	59,202	-	-	61,521	7.69
FR Total	DEPARTMENT OF FORENSIC SCIENCE				N/A			AUTO FUEL	1,078,765	300,000	-	-	25,000	25,000	1,428,765	42,863	2,319	94,582	2,221,381	-	41	3,789,951	
FS	OFFICE OF ADMINISTRATIVE HR	441 4TH STREET NW	OIS BUILDING		06	30,003	6%	OFFICE	119,803	-	-	-	800	800	121,402	3,642	-	98,899	178,995	-	-	402,938	13.43
FS	OFFICE OF ADMINISTRATIVE HR	441 4TH STREET NW	OIS BUILDING		06	1,737	0%	OFFICE	-	6,936	-	-	-	-	8,292	8,292	112,423	-	-	-	23,326	13.43	
FS Total	OFFICE OF ADMINISTRATIVE HR							AUTO FUEL	126,739	-	-	-	846	846	128,430	3,853	-	104,625	189,356	-	-	426,266	
FX	OFFICE OF THE CHIEF MEDICAL EXAMINER		AUTO FUEL		N/A				-	-	-	-	-	-	-	-	-	-	-	-	6,017	6,017	
FX Total	OFFICE OF THE CHIEF MEDICAL EXAMINER								-	-	-	-	-	-	-	-	-	-	-	-	6,017	6,017	
FZ	SENTENCING & CRIMINAL CODE	441 4TH STREET NW	OIS BUILDING	Sente	06	3,323	1%	OFFICE	13,269	-	-	-	89	89	13,446	403	-	10,954	19,825	-	-	44,628	13.43
FZ Total	SENTENCING & CRIMINAL CODE REVISION COMMISSION								13,269	-	-	-	89	89	13,446	403	-	10,954	19,825	-	-	44,628	
GA	D.C. PUBLIC SCHOOLS	1001 G STREET SE	TYLER ELEMENTARY SCHOOL		06	69,600		SCHOOLS	80,814	48,155	-	-	19,394	19,394	147,757	4,433	-	-	-	-	-	152,190	2.16
GA	D.C. PUBLIC SCHOOLS	1001 MONROE STREET NE	LUNE C. MOORE HIGH SCHOOL		05	27,482		SCHOOLS	140,391	30,501	-	-	5,317	5,317	181,527	5,446	-	-	-	-	-	186,973	6.80
GA	D.C. PUBLIC SCHOOLS	101 N STREET NW	DUNBAR HIGH SCHOOL	What	05	343,400		SCHOOLS	493,968	102,771	-	-	53,581	53,581	703,901	21,117	-	-	-	-	-	725,018	2.11
GA	D.C. PUBLIC SCHOOLS	101 T STREET NE	LANGLEY ELEMENTARY SCHOOL		07	110,100		SCHOOLS	96,947	63,866	-	-	8,272	8,272	177,358	5,321	-	-	-	-	-	182,679	1.66
GA	D.C. PUBLIC SCHOOLS	1100 50TH PLACE NE	HOUSTON ELEMENTARY SCHOOL		07	59,900		SCHOOLS	51,844	43,994	-	-	-	-	95,757	112,423	-	-	-	-	-	115,796	1.93
GA	D.C. PUBLIC SCHOOLS	1125 NEW JERSEY AVENUE NW	WALKER-JONES EDUCATIONAL CAMPUS		06	1	100%	SCHOOLS	334,201	138,555	-	-	5,957	5,957	484,671	14,540	-	-	-	-	-	499,211	
GA	D.C. PUBLIC SCHOOLS	1150 5TH STREET SE	VAN NESS		06	50,156	100%	VACANT	42,533	26,221	-	-	6,642	6,642	82,038	2,461	-	-	-	-	-	84,499	1.68
GA	D.C. PUBLIC SCHOOLS	1150 MICHIGAN AVENUE NE	BROOKLAND MIDDLE SCHOOL		05	98,200	100%	SCHOOLS	27,367	-	-	-	7,762	7,762	43,290	1,299	-	-	-	-	-	44,589	0.45
GA	D.C. PUBLIC SCHOOLS	1200 1ST STREET NE	LEASE # 0904		06	121,078	60%	OFFICE	-	-	-	-	-	-	-	-	-	4,556	6,670,979	-	-	6,675,535	55.13
GA	D.C. PUBLIC SCHOOLS	1200 CLINTON STREET NW	CARDOZO EDUCATIONAL CAMPUS		01	355,400	100%	SCHOOLS	462,385	57,911	-	-	57,908	57,908	636,111	19,083	-	-	-	-	-	655,194	1.84
GA	D.C. PUBLIC SCHOOLS	1200 S STREET NW	THOMSON ELEMENTARY SCHOOL		02	67,000	100%	SCHOOLS	166,731	5,997	-	-	24,845	24,845	226,419	6,793	-	-	-	-	-	233,212	3.48
GA	D.C. PUBLIC SCHOOLS	1200 S STREET NW	GARRISON ELEMENTARY SCHOOL		02	43,574	100%	SCHOOLS	10,834	4,854	-	-	10,834	10,834	20,495	3,508	-	-	-	-	-	24,003	
GA	D.C. PUBLIC SCHOOLS	1250 CONSTITUTION AVENUE NE	MAURY ELEMENTARY SCHOOL		06	46,800		SCHOOLS	81,018	17,351	-	-	10,990	10,990	120,348	3,610	-	-	-	-	-	123,958	2.65
GA	D.C. PUBLIC SCHOOLS	1299 NEAL STREET NE	WHEATLEY EDUCATIONAL CAMPUS	REV	05	2,409		SCHOOLS	252,534	29,209	-	-	42,921	42,921	367,585	11,028	-	-	-	-	-	378,613	
GA	D.C. PUBLIC SCHOOLS	1300 NICHOLSON STREET NW	BRIGHTON EDUCATIONAL CAMPUS		04	69,600		SCHOOLS	124,336	17,031	-	-	15,468	15,468	140,834	4,301	-	-	-	-	-	145,135	3.16
GA	D.C. PUBLIC SCHOOLS	1338 FARAGUT STREET NW	WEST EDUCATIONAL CAMPUS		04	69,600		SCHOOLS	177,623	34,306	-	-	20,379	20,379	252,685	7,581	-	-	-	-	-	260,266	3.74
GA	D.C. PUBLIC SCHOOLS	1350 UPSHUR STREET NW	POWELL ELEMENTARY SCHOOL		04	38,500		SCHOOLS	71,506	50,275	-	-	12,887	12,887	147,556	4,427	-	-	-	-	-	151,983	3.95
GA	D.C. PUBLIC SCHOOLS	1405 ALABAMA AVENUE SE	MALCOLM X HIGH SCHOOL		08	110,800		SCHOOLS	105,800	40,167	-	-	17,204	17,204	147,556	4,427	-	-	-	-	-	162,760	2.93
GA	D.C. PUBLIC SCHOOLS	1400 BRUCE PLACE SE	JOHNSON MIDDLE SCHOOL		08	182,500		SCHOOLS	209,456	75,661	-	-	25,780	25,780	336,677	10,100	-	-	-	-	-	346,777	1.90
GA	D.C. PUBLIC SCHOOLS	1401 MICHIGAN AVENUE NE	BUNKER HILL EDUCATIONAL CAMPUS		05	69,400		SCHOOLS	136,659	66,525	-	-	11,435	11,435	226,054	6,782	-	-	-	-	-	232,836	3.35
GA	D.C. PUBLIC SCHOOLS	1405 C STREET SE	PAYNE ELEMENTARY SCHOOL		06	83,800		SCHOOLS	70,180	23,259	-	-	8,663	8,663	110,765	3,323	-	-	-	-	-	114,088	1.36
GA	D.C. PUBLIC SCHOOLS	1505 10TH STREET NW	SEATON ELEMENTARY SCHOOL		06	65,000		SCHOOLS	128,421	18,481	-	-	18,481	18,481	148,215	4,710	-	-	-	-	-	152,925	
GA	D.C. PUBLIC SCHOOLS	1511 T STREET NE	MCKINLEY TECHNOLOGY HIGH SCHOOL		05	282,200		SCHOOLS	546,201	163,173	-	-	33,664	33,664	776,703	23,301	-	-	-	-	-	800,004	2.83
GA	D.C. PUBLIC SCHOOLS	1565 MORRIS ROAD SE	MOTEN ELEMENTARY SCHOOL		08	99,700		SCHOOLS	153,683	52,344	-	-	8,950	8,950	223,926	6,718	-	-	-	-	-	230,644	2.31
GA	D.C. PUBLIC SCHOOLS	1600 16TH STREET SE	ANACOSTIA HIGH SCHOOL		08	207,700		SCHOOLS	114,584	12,474	-	-	114,584	114,584	124,801	2,624	-	-	-	-	-	127,425	
GA	D.C. PUBLIC SCHOOLS	1650 30TH STREET SE	RANDALL HIGHLANDS ELEMENTARY SCH		07	210,600		SCHOOLS	213,224	30,754	-	-	25,223	25,223	287,178	8,615	-	-	-	-	-	295,793	14.15
GA	D.C. PUBLIC SCHOOLS	1700 EAST CAPITOL STREET NE	EASTERN HIGH SCHOOL		06	288,800		SCHOOLS	525,982	71,254	-	-	41,600	45,223	687,682	20,630	-	-	-	-	-	708,312	2.45
GA	D.C. PUBLIC SCHOOLS	1700 C STREET SE	KRAMER MIDDLE SCHOOL		08	144,000		SCHOOLS	179,596	88,117	-	-	22,464	22,464	208,067	9,259	-	-	-	-	-	217,326	
GA	D.C. PUBLIC SCHOOLS	1720 1ST STREET NE	C.H.O.I.C.E. ACADEMY @ EMERY		05	63,800		SCHOOLS	409,945	-	-	-	2,025	2,025	413,994	12,420	-	-	121,679	-	-	545,093	8.59
GA	D.C. PUBLIC SCHOOLS	1730 S STREET NW	ROSS ELEMENTARY SCHOOL		02	22,400		SCHOOLS	40,149	9,508	-	-	2,953	2,953	46,054	1,382	-	-	-	-	-	47,436	2.12
GA	D.C. PUBLIC SCHOOLS	1795 NEWTON STREET NW	BANKOPT ELEMENTARY SCHOOL		01	19,800		SCHOOLS	13,280	33,323	-	-	10,390	10,390	239,941	7,198	-	-	-	-	-	247,139	3.10
GA	D.C. PUBLIC SCHOOLS	1810 35TH STREET NW	HARDY MIDDLE SCHOOL/FLORENE ARTS		05	51,100		SCHOOLS	118,565	47,016	-	-	27,725	27,725	121,274	3,631	-	-	-	-	-	124,905	
GA	D.C. PUBLIC SCHOOLS	1820 MONROE STREET NW	BURROUGHS EDUCATIONAL CAMPUS		05	63,900		SCHOOLS	94,314	76,721	-	-	14,665	14,665	200,365	6,011	-	-	-	-	-	206,376	3.23
GA	D.C. PUBLIC SCHOOLS	1825 8TH STREET NW	CLEVELAND ELEMENTARY SCHOOL		01	27,100		SCHOOLS	115,857	25,626	-	-	16,863	16,863	175,209	5,256	-	-	-	-	-	180,465	4.86
GA	D.C. PUBLIC SCHOOLS	1830 CONSTITUTION AVENUE NE	ELIOT ELEMENTARY SCHOOL		06	63,800		SCHOOLS	124,238	18,300	-	-	15,468	15,468	140,834	4,301	-	-	-	-	-	145,135	
GA	D.C. PUBLIC SCHOOLS	1900 EVARTS STREET NE	LANGDON EDUCATIONAL CAMPUS		05	101,400		SCHOOLS	125,022	54,821	-	-	15,921	15,921	211,683	6,351	-	-	-	-	-	218,034	2.15
GA	D.C. PUBLIC SCHOOLS	1919 15TH STREET SE	KETCHAM ELEMENTARY SCHOOL		08	88,300		SCHOOLS	186,267	49,028	-	-	10,084	10,084	255,462	7,664	-	-	-	-	-	263,126	2.98
GA	D.C. PUBLIC SCHOOLS	2000 ADAMS PLACE NE	DOCS TECHNOLOGY DOCS LOGISTICS		05	202,825		SPECIAL USE	166,404	16,144	-	-	16,144	16,144	188,196	5,456	-	-	-	-	-	193,652	0.92
GA	D.C. PUBLIC SCHOOLS	2001 10TH STREET NW	ELLINGTON SCHOOL OF THE ARTS @ GAR		01	82,700		SCHOOLS	133,291	33,291	-	-	10,601	10,601	144,892	4,386	-	-	-	-	-	155,278	
GA	D.C. PUBLIC SCHOOLS	2020 19TH STREET NW	OYSTER-ADAMS MIDDLE SCHOOL		01	59,400		SCHOOLS	56,638	46,609	-	-	10,320	10,320	123,887	3,977	-	-	-	-	-	127,864	2.15
GA	D.C. PUBLIC SCHOOLS	2130 G STREET NW	SCHOOL WITHOUT WALLS HIGH SCHOOL		02	74,000		SCHOOLS	98,172	25,026	-	-	5,018	5,018	133,234	3,917	-	-	-	-	-	137,231	1.85
GA	D.C. PUBLIC SCHOOLS	2145 G STREET NE	CAPITOL HILL MONTESSORI ELEMENTARY		06	47,200		SCHOOLS	124,648	14,648	-	-	14,648	14,648	139,296	2,818	-	-	-	-	-	142,114	
GA	D.C. PUBLIC SCHOOLS	219 50TH STREET SE	NALLE ELEMENTARY SCHOOL		07	83,900		SCHOOLS	208,506	59,006	-	-	14,771	14,771	297,055	8,912	-	-	-	-	-	305,967	3.65
GA	D.C. PUBLIC SCHOOLS	2200 MINNESOTA AVENUE SE	ORR ELEMENTARY SCHOOL		08	75,900		SCHOOLS	171,141	15,543	-	-	14,991	14,991	216,667	6,500	-	-	-	-	-	223,167	2.94
GA	D.C. PUBLIC SCHOOLS	2201 18TH STREET NW	MARIE RELO RECREATION ELEMENTARY		01	64,800		SCHOOLS	146,759	42,204	-	-	10,842	10,842	210,647	6,319	-	-	-	-	-	216,966	3.35
GA	D.C. PUBLIC SCHOOLS	2425 N STREET NW	SCHOOL WITHOUT WALLS @ FRANCIS ST		02	95,100		SCHOOLS	104,213	120,935	-	-	21,763	21,763	268,672	8,060	-	-	-	-	-	276,732	2.91
GA	D.C. PUBLIC SCHOOLS	2435 ALABAMA AVENUE SE	GAMFILL ELEMENTARY SCHOOL		08	54,508		SCHOOLS	118,408	19,408	-	-	15,052	15,052	133,460	3,584	-	-	-	-	-	137,044	
GA	D.C. PUBLIC SCHOOLS	2501 11TH STREET NW	ELLINGTON SCHOOL OF THE ARTS @ ME		01	62,200		SCHOOLS	71,995	33,846	-	-	16,739	16,739	137,739	4,120	-	-	-	-	-	141,859	2.27
GA	D.C. PUBLIC SCHOOLS	2525 17TH STREET NW	H.D. COOKE ELEMENTARY SCHOOL		01	64,000		SCHOOLS	110,517	44,899	-	-	-	-	155,416	4,662	-	-	-	-	-	160,078	2.50
GA	D.C. PUBLIC SCHOOLS	2701 NAYLOR ROAD SE	STANTON ELEMENTARY SCHOOL		08	83,800		SCHOOLS	114,3														



Government of The District of Columbia

Department of General Services

2017 Budget (Time frame October 1, 2016 through September 30, 2017)

Dated 9-22-15



CODE	AGENCY	BUILDING ADDRESS	BUILDING NAME	NOTE	WARD	ROOM AREA	PROBATION	BUILDING USE	Electricity	Natural Gas	Fuel	Steam	Water/Sewer	Impervious	ENERGY	SUSTAIN DC	WASTE MANAGEMENT	SECURITY	OCCUPANCY	RENT	AUTO FUEL	GRAND TOTAL	PSF	
GA	D.C. PUBLIC SCHOOLS	5600 EADS STREET NE	DREW ELEMENTARY SCHOOL		07	72,800		SCHOOLS	59,695	36,566	-	-	28,479	28,479	153,218	4,597	-	-	-	-	-	157,815	2.17	
GA	D.C. PUBLIC SCHOOLS	5701 BROAD BRANCH ROAD NW	LAFAYETTE ELEMENTARY SCHOOL		04	113,600		SCHOOLS	118,954	13,853	-	-	13,853	13,853	146,661	4,400	-	-	-	-	-	151,061	1.33	
GA	D.C. PUBLIC SCHOOLS	801 15TH STREET NW	MINER ELEMENTARY SCHOOL		06	63,500		SCHOOLS	118,501	33,000	-	-	160	160	151,821	4,555	-	-	-	-	-	156,376	2.46	
GA	D.C. PUBLIC SCHOOLS	601 MISSISSIPPI AVENUE SE	HART MIDDLE SCHOOL		08	64,955		SCHOOLS	185,702	839	-	-	839	839	253,391	7,602	-	-	-	-	-	261,001	4.02	
GA	D.C. PUBLIC SCHOOLS	6201 5TH STREET NW	WHITTIER EDUCATIONAL CAMPUS		04	66,600		SCHOOLS	61,528	40,798	-	-	10,034	10,034	122,394	3,672	-	-	-	-	-	126,066	1.89	
GA	D.C. PUBLIC SCHOOLS	6315 5TH STREET NW	COOLIDGE HIGH SCHOOL		04	271,300		SCHOOLS	260,477	169,439	-	-	42,480	42,480	514,875	15,446	-	-	-	-	-	530,321	1.95	
GA	D.C. PUBLIC SCHOOLS	650 ANACOSTIA AVENUE NE	THOMAS ELEMENTARY SCHOOL		07	1,007		SCHOOLS	93,150	79,877	-	-	1,803	1,803	171,633	5,149	-	-	-	-	-	176,781	1.75	
GA	D.C. PUBLIC SCHOOLS	659 G STREET NE	LUDLOW-TAYLOR ELEMENTARY SCHOOL		06	66,900		SCHOOLS	85,345	47,283	-	-	13,918	13,918	160,465	4,814	-	-	-	-	-	165,279	2.47	
GA	D.C. PUBLIC SCHOOLS	660 K STREET NE	J.O. WILSON ELEMENTARY SCHOOL		06	98,900		SCHOOLS	138,152	60,087	-	-	8,533	8,533	215,304	6,459	-	-	-	-	-	221,763	2.24	
GA	D.C. PUBLIC SCHOOLS	7030 PINEY BRANCH ROAD NW	TAKOMA EDUCATIONAL CAMPUS		04	119,000		SCHOOLS	131,647	33,647	-	-	2,121	2,121	257,342	7,720	-	-	-	-	-	265,062	2.23	
GA	D.C. PUBLIC SCHOOLS	704 26TH STREET NE	PHELPS A.C.E. HIGH SCHOOL		05	136,000		SCHOOLS	83,394	-	-	-	2,121	2,121	87,636	2,659	-	-	-	-	-	90,295	0.66	
GA	D.C. PUBLIC SCHOOLS	7800 14TH STREET NW	SHEPHERD ELEMENTARY SCHOOL		04	79,700		SCHOOLS	105,006	32,294	-	-	8,310	8,310	153,920	4,618	-	-	-	-	-	158,538	1.99	
GA	D.C. PUBLIC SCHOOLS	800 EUCLID STREET NW	BENJAMIN BANNER HIGH SCHOOL		01	180,000		SCHOOLS	124,077	87,550	-	-	20,235	20,235	252,097	7,563	-	-	-	-	-	259,660	1.44	
GA	D.C. PUBLIC SCHOOLS	800 INGRAM STREET NW	TRUSSARDI EDUCATIONAL CAMPUS		04	69,600		SCHOOLS	97,865	95,740	-	-	15,960	15,960	225,246	6,796	-	-	-	-	-	232,042	3.34	
GA	D.C. PUBLIC SCHOOLS	801 7TH STREET SW	JEFFERSON MIDDLE SCHOOL		02	109,000		SCHOOLS	92,559	94,854	-	-	5,970	5,970	199,352	5,981	-	-	-	-	-	205,333	1.88	
GA	D.C. PUBLIC SCHOOLS	801 DIVISION AVENUE NE	BURVILLE ELEMENTARY SCHOOL		07	95,000		SCHOOLS	134,459	22,279	-	-	324	324	157,386	4,722	-	-	-	-	-	162,108	1.71	
GA	D.C. PUBLIC SCHOOLS	850 26TH STREET NE	BROWNE EDUCATIONAL CAMPUS		05	215,400		SCHOOLS	401,521	215,595	-	-	73	73	620,261	18,608	-	-	-	-	-	638,869	2.97	
GA	D.C. PUBLIC SCHOOLS	915 SPRING ROAD NW	RAYMOND EDUCATIONAL CAMPUS		04	73,600		SCHOOLS	87,082	31,257	-	-	14,202	14,202	146,742	4,402	-	-	-	-	-	151,144	2.05	
GA	D.C. PUBLIC SCHOOLS	920 F STREET NE	GODING ELEMENTARY SCHOOL		06	59,200		SCHOOLS	66,590	31,000	-	-	1,380	1,380	100,351	3,011	-	-	-	-	-	103,362	1.75	
GA	D.C. PUBLIC SCHOOLS	AUTO FUEL	AUTO FUEL		N/A			AUTO FUEL	17,147,494	5,894,582	-	-	1,846,894	1,846,894	26,735,858	802,078	-	-	-	-	115,045	115,045		
GO	OFFICE OF THE STATE SUPERINTENDENT OF EDUCATION	441 14TH STREET NW	OJS BUILDING		OSSE	4,221	1%	OFFICE	16,855	-	-	-	113	113	17,080	512	-	-	-	-	25,182	56,688	13.43	
GO	OFFICE OF THE STATE SUPERINTENDENT OF EDUCATION	810 1ST STREET NE	LEASE #9807		06	83,945	60%	OFFICE	-	-	-	-	-	-	-	-	-	-	-	17,124	25,223	4,056,167	54.96	
GO	OFFICE OF THE STATE SUPERINTENDENT OF EDUCATION	AUTO FUEL	AUTO FUEL		N/A			AUTO FUEL	16,855	-	-	-	113	113	17,080	512	-	-	-	-	25,182	56,688	13.43	
GF	UNIVERSITY OF DIST. OF COLUMBIA	5171 SOUTH DAKOTA AVENUE NE	BACKUS JR HIGH		05	126,800		OFFICE	-	-	-	-	-	-	-	-	-	-	-	8,143	-	266,629	2.10	
GF	UNIVERSITY OF DIST. OF COLUMBIA	5601 EAST CAPITOL STREET SE	SHADO ELEMENTARY		07	72,100		REPAIR/RENOVATION	69,332	31,052	-	-	41,905	41,905	184,195	5,526	-	-	-	-	27,999	217,720	3.02	
GF	UNIVERSITY OF DIST. OF COLUMBIA	AUTO FUEL	AUTO FUEL		N/A			AUTO FUEL	69,332	31,052	-	-	41,905	41,905	184,195	5,526	-	-	-	-	27,999	217,720	3.02	
GO	SPECIAL EDUCATION TRAINING	2020 Kendall Street, NE	LEASE					LEASE	23,518	17,225	-	-	9,373	9,373	59,489	1,785	-	-	-	-	433,234	71,358	1,009,235	54.96
GO	SPECIAL EDUCATION TRAINING	2115 5TH STREET NE	TRANSPORTATION BUS LOT		05	18,364	13%	SPECIAL USE	-	-	-	-	-	-	-	-	-	-	-	3,746	-	1,009,235	54.96	
GO	SPECIAL EDUCATION TRAINING	810 1ST STREET NE	LEASE #9807		06	83,945	60%	OFFICE	-	-	-	-	-	-	-	-	-	-	-	17,124	25,223	4,056,167	54.96	
GO	SPECIAL EDUCATION TRAINING	AUTO FUEL	AUTO FUEL		N/A			AUTO FUEL	-	-	-	-	-	-	-	-	-	-	-	-	-	-	-	-
GO	SPECIAL EDUCATION TRAINING	AUTO FUEL	AUTO FUEL		N/A			AUTO FUEL	23,518	17,225	-	-	9,373	9,373	59,489	1,785	-	-	-	-	433,234	71,358	1,009,235	54.96
HA	DEPARTMENT OF PARKS & RECREATION	100 JULIET STREET SW	HALE EAGLE		08	29,434		RECREATION CE	87,918	15,483	-	-	3,308	3,308	110,017	3,301	-	-	-	-	53,410	11,206	166,728	5.66
HA	DEPARTMENT OF PARKS & RECREATION	100 JULIET STREET SW	HALE EAGLE		08			POOL/SPRAY PA	-	-	-	-	-	-	-	-	-	-	-	-	11,206	-	11,206	
HA	DEPARTMENT OF PARKS & RECREATION	100 JULIET STREET SW	HALE EAGLE		08			POOL/SPRAY PA	-	-	-	-	-	-	-	-	-	-	-	-	2,214	-	2,214	
HA	DEPARTMENT OF PARKS & RECREATION	100 N STREET NW	NEW YORK AVENUE DAYCARE		08			FIELD	-	-	-	-	-	-	-	-	-	-	-	-	14,358	-	14,358	
HA	DEPARTMENT OF PARKS & RECREATION	100 N STREET NW	NEW YORK AVENUE DAYCARE		08			SPECIAL USE	-	-	-	-	-	-	-	-	-	-	-	-	5,118	-	5,118	
HA	DEPARTMENT OF PARKS & RECREATION	100 SHERBEE EDMOND PLACE NW	PAULSON PARK		03	1,928		RECREATION CE	-	-	-	-	3,150	3,150	6,299	189	-	-	-	-	21,401	-	21,401	
HA	DEPARTMENT OF PARKS & RECREATION	100 STODDERT PLACE SE	BENNING STODDERT REC CTR		07	10,956		RECREATION CE	18,635	11,475	-	-	1,660	1,660	33,429	1,003	-	-	-	-	30,006	-	30,006	
HA	DEPARTMENT OF PARKS & RECREATION	100 STODDERT PLACE SE	BENNING STODDERT REC CTR		07			FIELD	-	-	-	-	-	-	-	-	-	-	-	-	40,520	-	40,520	
HA	DEPARTMENT OF PARKS & RECREATION	100 STODDERT PLACE SE	BENNING STODDERT REC CTR		07			POOL/SPRAY PA	-	-	-	-	-	-	-	-	-	-	-	-	18,385	-	18,385	
HA	DEPARTMENT OF PARKS & RECREATION	1000 OHIO DRIVE SW	EAST POTOMAC POOL		02	40,810		POOL/SPRAY PA	13,177	-	-	-	2,149	2,149	17,475	524	-	-	-	-	29,205	-	29,205	
HA	DEPARTMENT OF PARKS & RECREATION	1100 MICHIGAN AVENUE NE	TURKEY THICKET RECREATION CENTER		05	24,122		RECREATION CE	170,201	-	-	-	51,390	51,390	272,882	8,189	-	-	-	-	144,107	-	429,156	17.79
HA	DEPARTMENT OF PARKS & RECREATION	1100 MICHIGAN AVENUE NE	TURKEY THICKET RECREATION CENTER		05			POOL/SPRAY PA	-	-	-	-	-	-	-	-	-	-	-	-	24,399	-	24,399	
HA	DEPARTMENT OF PARKS & RECREATION	1100 MICHIGAN AVENUE NE	TURKEY THICKET RECREATION CENTER		05			COMMUNITY G	-	-	-	-	-	-	-	-	-	-	-	-	1,000	-	1,000	
HA	DEPARTMENT OF PARKS & RECREATION	11175 CAMPUS ROAD	CAMP RIVERVIEW		-	100%		RECREATION CE	-	-	-	-	-	-	-	-	-	-	-	-	3,356	-	3,356	
HA	DEPARTMENT OF PARKS & RECREATION	11175 CAMPUS ROAD	CAMP RIVERVIEW		-	100%		DOG PARK	-	-	-	-	-	-	-	-	-	-	-	-	50,204	-	50,204	
HA	DEPARTMENT OF PARKS & RECREATION	11175 CAMPUS ROAD	CAMP RIVERVIEW		-	100%		DOG PARK	-	-	-	-	-	-	-	-	-	-	-	-	23,710	-	23,710	
HA	DEPARTMENT OF PARKS & RECREATION	1230 N STREET NW	BUTLER-WATTS CLUBHOUSE 2		08			RECREATION CE	-	-	-	-	-	-	-	-	-	-	-	-	59,188	-	59,188	
HA	DEPARTMENT OF PARKS & RECREATION	1230 SUMNER ROAD SE	BARRY FARM RECREATION CENTER		08	2,478	100%	RECREATION CE	-	-	-	-	-	-	-	-	-	-	-	-	88,851	-	88,851	
HA	DEPARTMENT OF PARKS & RECREATION	1230 SUMNER ROAD SE	BARRY FARM RECREATION CENTER		08			POOL/SPRAY PA	-	-	-	-	-	-	-	-	-	-	-	-	16,251	-	16,251	
HA	DEPARTMENT OF PARKS & RECREATION	1230 SUMNER ROAD SE	BARRY FARM RECREATION CENTER		08			CHILDREN'S POOL	-	-	-	-	-	-	-	-	-	-	-	-	11,206	-	11,206	
HA	DEPARTMENT OF PARKS & RECREATION	1230 SUMNER ROAD SE	BARRY FARM RECREATION CENTER		08			CHILDREN'S POOL	-	-	-	-	-	-	-	-	-	-	-	-	11,206	-	11,206	
HA	DEPARTMENT OF PARKS & RECREATION	1230 SUMNER ROAD SE	BARRY FARM RECREATION CENTER		08			FIELD #2	-	-	-	-	-	-	-	-	-	-	-	-	3,590	-	3,590	
HA	DEPARTMENT OF PARKS & RECREATION	1299 NEAL STREET NE	JOSEPH H COLE RECREATION CENT REVE		05	8,124		RECREATION CE	252,534	29,209	-	-	42,921	42,921	367,585	11,028	-	-	-	-	59,188	-	441,679	54.37
HA	DEPARTMENT OF PARKS & RECREATION	1299 NEAL STREET NE	WHEATLEY EDUCATIONAL CAMPUS REVE		05			RECREATION CE	-	-	-	-	-	-	-	-	-	-	-	-	11,206	-	11,206	
HA	DEPARTMENT OF PARKS & RECREATION	1299 NEAL STREET NE	WHEATLEY EDUCATIONAL CAMPUS REVE		05			POOL/SPRAY PA	-	-	-	-	-	-	-	-	-	-	-	-	11,206	-	11,206	
HA	DEPARTMENT OF PARKS & RECREATION	1299 NEAL STREET NE	WHEATLEY EDUCATIONAL CAMPUS REVE		05			COMMUNITY G	-	-	-	-	-	-	-	-	-	-	-	-	3,299	-	3,299	
HA	DEPARTMENT OF PARKS & RECREATION	1299 NEAL STREET NE	WHEATLEY EDUCATIONAL CAMPUS REVE		05			RECREATION CE	-	-	-	-	-	-	-	-	-	-	-	-	3,299	-	3,299	
HA	DEPARTMENT OF PARKS & RECREATION	1299 NEAL STREET NE	WHEATLEY EDUCATIONAL CAMPUS REVE		05			COMMUNITY G	-	-	-	-	-	-	-	-	-	-	-	-	3,299	-	3,299	
HA	DEPARTMENT OF PARKS & RECREATION	1299 NEAL STREET NE	WHEATLEY EDUCATIONAL CAMPUS REVE		05			COMMUNITY G	-	-	-	-	-	-	-	-	-	-	-	-	3,299	-	3,299	
HA	DEPARTMENT OF PARKS & RECREATION	1299 NEAL STREET NE	WHEATLEY EDUCATIONAL CAMPUS REVE		05			COMMUNITY G	-	-	-	-	-	-	-	-	-	-	-	-	3,299	-	3,299	
HA	DEPARTMENT OF PARKS & RECREATION	1299 NEAL STREET NE	WHEATLEY EDUCATIONAL CAMPUS REVE		05			COMMUNITY G	-	-	-	-	-	-	-	-	-	-	-	-	3,299	-	3,299	
HA	DEPARTMENT OF PARKS & RECREATION	1299 NEAL STREET NE	WHEATLEY EDUCATIONAL CAMPUS REVE		05			COMMUNITY G	-	-	-	-	-	-	-	-	-	-	-	-	3,299	-	3,299	
HA	DEPARTMENT OF PARKS & RECREATION	1299 NEAL STREET NE	WHEATLEY EDUCATIONAL CAMPUS REVE		05			COMMUNITY G	-	-	-	-	-	-	-	-	-	-	-	-	3,299	-	3,299	
HA	DE																							



Government of The District of Columbia
Department of General Services



2017 Budget (Time frame October 1, 2016 through September 30, 2017)

Dated 9-22-15

CODE	AGENCY	BUILDING ADDRESS	BUILDING NAME	NOTE	WARD	ROOM AREA	PRORATION	BUILDING USE	Electricity	Natural Gas	Fuel	Steam	Water/Sewer	Impervious	ENERGY	SUSTAIN DC	WASTE MANAGEMENT	SECURITY	OCCUPANCY	RENT	AUTO FUEL	GRAND TOTAL	PSF
HA	DEPARTMENT OF PARKS & RECREATION	201 N STREET SW	KING GREENLEAF RECREATION CENTER	01	-	43,831	-	RECREATION CE	47,128	11,807	-	-	9,472	9,472	77,878	2,336	3,926	-	164,821	-	-	248,961	5.68
HA	DEPARTMENT OF PARKS & RECREATION	2017 20TH AND 1900 BLK OTIS STREET	TRIANGLE PARK	05	-	-	-	RECREATION CE	-	-	-	-	-	-	-	-	-	-	32,306	-	-	32,306	-
HA	DEPARTMENT OF PARKS & RECREATION	2017 20TH STREET NW AND CALVERT STREET	WALTER PERCE DOG PARK	01	-	-	-	DOG PARK	-	-	-	-	-	-	-	-	-	-	5,872	-	-	5,872	-
HA	DEPARTMENT OF PARKS & RECREATION	2100 S YANTON TER SE	DOUGLASS COMMUNITY CENTER AND POOL	03	-	3,992	-	RECREATION CE	-	-	-	-	-	-	-	2,829	-	-	72,052	-	-	72,052	18.80
HA	DEPARTMENT OF PARKS & RECREATION	2200 CHAMPLAIN STREET NW	MARIE REED RECREATION CENTER	01	-	162,900	-	RECREATION CE	432,790	53,714	-	-	33,037	33,037	552,578	16,577	1,583	-	148,896	-	-	719,634	4.42
HA	DEPARTMENT OF PARKS & RECREATION	2222 MASSACHUSETTS AVENUE NW	SHARE COMPUTER CENTER	06	-	22,461	-	RECREATION CE	5,813	-	-	-	1,604	1,604	9,021	271	-	-	67,144	-	-	76,436	3.40
HA	DEPARTMENT OF PARKS & RECREATION	2311 14TH STREET NE	BRENTWOOD RECREATION CENTER	05	-	4,091	-	RECREATION CE	29,932	-	-	-	4,730	4,730	39,392	1,182	2,230	-	50,907	-	-	93,711	22.91
HA	DEPARTMENT OF PARKS & RECREATION	2311 14TH STREET NE	BRENTWOOD RECREATION CENTER	05	-	-	-	FIELD	-	-	-	-	-	-	-	-	-	-	10,769	-	-	10,769	-
HA	DEPARTMENT OF PARKS & RECREATION	2311 MARTIN LUTHER KING JUNIOR	LEASE # 0808	EXPIR	08	2,592	-	OFFICE	2,924	1,804	-	-	767	767	6,262	188	-	-	159,415	-	-	165,865	63.99
HA	DEPARTMENT OF PARKS & RECREATION	2432 RAND PLACE NE	ARBONETUM RECREATION CENTER	05	-	1,204	-	RECREATION CE	5,704	-	-	-	2,747	2,747	11,197	336	1,876	-	66,539	-	-	79,948	66.42
HA	DEPARTMENT OF PARKS & RECREATION	2425 N STREET NW	SCHOOL WITHOUT WALLS @ FRANCIS ST	02	-	-	-	FIELD	-	-	-	-	-	-	-	-	-	-	7,179	-	-	7,179	-
HA	DEPARTMENT OF PARKS & RECREATION	2435 N STREET NW	FRANCIS POOL	02	-	1	-	POOL/SPRAY PA	13,847	-	-	-	2,258	2,258	18,363	551	-	-	43,359	-	-	62,273	-
HA	DEPARTMENT OF PARKS & RECREATION	2515 1ST STREET SW	RANDALL	06	-	1	-	RECREATION CE	-	-	-	-	-	-	-	-	-	-	59,188	-	-	59,188	-
HA	DEPARTMENT OF PARKS & RECREATION	2500 14TH STREET NW	RITA BRIGHT COMMUNITY CENTER	01	-	35,958	-	RECREATION CE	35,958	-	-	-	4,866	4,866	45,690	1,371	2,149	-	17,682	-	-	66,802	-
HA	DEPARTMENT OF PARKS & RECREATION	2500 GEORGIA AVENUE NW	BANNEKER COMMUNITY CENTER	01	-	12,400	-	RECREATION CE	44,735	9,152	-	-	48,231	48,231	150,350	4,510	-	-	368,229	-	-	523,089	42.18
HA	DEPARTMENT OF PARKS & RECREATION	2500 GEORGIA AVENUE NW	BANNEKER COMMUNITY CENTER	01	-	12,400	-	POOL/SPRAY PA	-	-	-	-	-	-	-	-	-	-	9,051	-	-	9,051	0.73
HA	DEPARTMENT OF PARKS & RECREATION	2500 GEORGIA AVENUE NW	BANNEKER COMMUNITY CENTER	01	-	12,400	-	FIELD	-	-	-	-	-	-	-	-	8,373	-	-	-	-	8,373	0.68
HA	DEPARTMENT OF PARKS & RECREATION	25TH STREET AND N STREET NW	WEST END GARDEN	02	-	-	-	COMMUNITY G	-	-	-	-	-	-	-	-	-	-	3,000	-	-	3,000	-
HA	DEPARTMENT OF PARKS & RECREATION	26TH STREET AND O STREET NW	ROSE PARK RECREATION CENTER	02	-	1,089	-	RECREATION CE	1,837	-	-	-	300	300	2,436	73	3,797	-	70,481	-	-	76,787	70.50
HA	DEPARTMENT OF PARKS & RECREATION	2701 MLK JR AVE SE	2701 MARTIN LUTHER KING JUNIOR	08	-	-	-	COMMUNITY G	-	-	-	-	-	-	-	-	-	-	3,000	-	-	3,000	-
HA	DEPARTMENT OF PARKS & RECREATION	286 V STREET NW	GAGE ECKINGTON DOG PARK	01	-	-	-	DOG PARK	-	-	-	-	-	-	-	-	-	-	5,000	-	-	5,000	-
HA	DEPARTMENT OF PARKS & RECREATION	2901 20TH STREET NE	LANGDON PARK RECREATION CENTER	05	-	19,057	-	RECREATION CE	34,704	15,953	-	-	67,114	67,114	184,884	5,547	2,214	-	17,868	-	-	210,513	11.05
HA	DEPARTMENT OF PARKS & RECREATION	2901 20TH STREET NE	LANGDON PARK RECREATION CENTER	05	-	-	-	DOG PARK	-	-	-	-	-	-	-	-	-	-	11,666	-	-	11,666	-
HA	DEPARTMENT OF PARKS & RECREATION	2902 STREET MASSACHUSETTS AVE	MASSACHUSETTS AVE & 15 ST	06	-	-	-	FIELD	-	-	-	-	15,877	15,877	31,754	953	-	-	10,769	-	-	10,769	-
HA	DEPARTMENT OF PARKS & RECREATION	300 BRYANT STREET NW	WASHINGTON METROPOLITAN HIGH SCHOOL	01	-	-	-	FIELD	-	-	-	-	-	-	-	-	-	-	11,748	-	-	11,748	-
HA	DEPARTMENT OF PARKS & RECREATION	300 EVARTS STREET NE	EDGEWOOD COMMUNITY GARDENS	01	-	-	-	COMMUNITY G	-	-	-	-	-	-	-	-	-	-	11,748	-	-	11,748	-
HA	DEPARTMENT OF PARKS & RECREATION	300 VAN BUREN STREET NW	TAKOMA RECREATION CENTER	04	-	76,583	-	RECREATION CE	292,860	80,941	-	-	33,351	33,351	440,503	13,215	2,149	-	207,321	-	-	653,905	8.66
HA	DEPARTMENT OF PARKS & RECREATION	300 VAN BUREN STREET NW	TAKOMA RECREATION CENTER	04	-	-	-	POOL/SPRAY PA	-	-	-	-	-	-	-	-	-	-	205,719	-	-	205,719	-
HA	DEPARTMENT OF PARKS & RECREATION	300 VAN BUREN STREET NW	TAKOMA RECREATION CENTER	04	-	-	-	COMMUNITY G	-	-	-	-	-	-	-	-	-	-	3,000	-	-	3,000	-
HA	DEPARTMENT OF PARKS & RECREATION	301 49TH STREET NE	KELLY MILLER ELEMENTARY SCHOOL	07	-	-	-	RECREATION CE	-	-	-	-	-	-	-	-	-	-	10,351	-	-	10,351	-
HA	DEPARTMENT OF PARKS & RECREATION	301 FRANKLIN STREET NE	EDGEWOOD RECREATION CENTER	07	-	2,444	-	RECREATION CE	9,528	198	-	-	4,286	4,286	18,299	549	3,653	-	38,574	-	-	61,075	24.99
HA	DEPARTMENT OF PARKS & RECREATION	301 VAN BUREN STREET NW	TAKOMA RECREATION CENTER FIELD	04	-	-	-	RECREATION CE	-	-	-	-	-	-	-	-	-	-	26,709	-	-	26,709	-
HA	DEPARTMENT OF PARKS & RECREATION	3012 GEORGIA AVENUE NW	BRUCE MONROE PARK	01	-	-	-	PARK	-	-	-	-	-	-	-	-	-	-	4,837	-	-	4,837	-
HA	DEPARTMENT OF PARKS & RECREATION	3030 G STREET SE	DC THERAPEUTIC / TR CENTER	07	-	12,907	-	RECREATION CE	100,159	40,835	-	-	16,335	16,335	173,664	5,210	1,876	-	88,645	-	-	269,021	20.87
HA	DEPARTMENT OF PARKS & RECREATION	3030 G STREET SE	DC THERAPEUTIC / TR CENTER	07	-	-	-	POOL/SPRAY PA	-	-	-	-	-	-	-	-	-	-	15,891	-	-	15,891	-
HA	DEPARTMENT OF PARKS & RECREATION	3100 DENVER STREET SE	HILLCREST RECREATION CENTER	07	-	23,041	-	RECREATION CE	39,012	-	-	-	29	29	39,071	1,172	1,876	-	101,628	-	-	143,747	6.24
HA	DEPARTMENT OF PARKS & RECREATION	3100 DENVER STREET SE	HILLCREST RECREATION CENTER	07	-	-	-	COMMUNITY G	-	-	-	-	-	-	-	-	-	-	1,000	-	-	1,000	-
HA	DEPARTMENT OF PARKS & RECREATION	3100 FORT LINCOLN DRIVE NE	MARSHALL	05	-	-	-	RECREATION CE	-	-	-	-	-	-	-	-	-	-	87,904	-	-	87,904	-
HA	DEPARTMENT OF PARKS & RECREATION	3100 FORT LINCOLN DRIVE NE	MARSHALL	05	-	-	-	POOL/SPRAY PA	-	-	-	-	-	-	-	-	-	-	11,206	-	-	11,206	-
HA	DEPARTMENT OF PARKS & RECREATION	3100 FORT LINCOLN DRIVE NE	LEADPORT PARK GARDEN	03	-	13,600	-	RECREATION CE	10,929	27	-	-	1,782	1,782	14,520	436	759	-	42,485	-	-	55,540	4.28
HA	DEPARTMENT OF PARKS & RECREATION	3200 13TH STREET SE	MALCOLM X RECREATION CENTER	08	-	1	-	RECREATION CE	-	-	-	-	-	-	-	-	-	-	50,540	-	-	50,540	-
HA	DEPARTMENT OF PARKS & RECREATION	3201 FORT LINCOLN DRIVE NE	THEODORE HAGANS CULTURAL CENTER	05	-	33,716	-	RECREATION CE	-	-	-	-	-	-	-	-	-	-	75,403	-	-	75,403	2.35
HA	DEPARTMENT OF PARKS & RECREATION	3265 S STREET NW	JELIFF RECREATION CENTER	02	-	1	-	RECREATION CE	17,201	20,171	-	-	15,000	15,000	67,372	2,021	2,036	-	189,013	-	-	260,442	-
HA	DEPARTMENT OF PARKS & RECREATION	3265 S STREET NW	JELIFF RECREATION CENTER	02	-	-	-	POOL/SPRAY PA	-	-	-	-	-	-	-	-	-	-	88,645	-	-	88,645	-
HA	DEPARTMENT OF PARKS & RECREATION	3300 FORT LINCOLN DRIVE NE	MARSHALL	05	-	-	-	RECREATION CE	-	-	-	-	-	-	-	-	-	-	87,904	-	-	87,904	-
HA	DEPARTMENT OF PARKS & RECREATION	3300 FORT LINCOLN DRIVE NE	MARSHALL	05	-	-	-	POOL/SPRAY PA	-	-	-	-	-	-	-	-	-	-	11,206	-	-	11,206	-
HA	DEPARTMENT OF PARKS & RECREATION	3300 FORT LINCOLN DRIVE NE	LEADPORT PARK GARDEN	03	-	13,600	-	RECREATION CE	10,929	27	-	-	1,782	1,782	14,520	436	759	-	42,485	-	-	55,540	4.28
HA	DEPARTMENT OF PARKS & RECREATION	3300 FORT LINCOLN DRIVE NE	LEADPORT PARK GARDEN	03	-	-	-	RECREATION CE	-	-	-	-	-	-	-	-	-	-	50,540	-	-	50,540	-
HA	DEPARTMENT OF PARKS & RECREATION	3300 FORT LINCOLN DRIVE NE	LEADPORT PARK GARDEN	03	-	-	-	RECREATION CE	-	-	-	-	-	-	-	-	-	-	75,403	-	-	75,403	2.35
HA	DEPARTMENT OF PARKS & RECREATION	3300 FORT LINCOLN DRIVE NE	LEADPORT PARK GARDEN	03	-	-	-	RECREATION CE	-	-	-	-	-	-	-	-	-	-	189,013	-	-	189,013	-
HA	DEPARTMENT OF PARKS & RECREATION	3300 FORT LINCOLN DRIVE NE	LEADPORT PARK GARDEN	03	-	-	-	POOL/SPRAY PA	-	-	-	-	-	-	-	-	-	-	88,645	-	-	88,645	-
HA	DEPARTMENT OF PARKS & RECREATION	3300 FORT LINCOLN DRIVE NE	LEADPORT PARK GARDEN	03	-	-	-	POOL/SPRAY PA	-	-	-	-	-	-	-	-	-	-	11,206	-	-	11,206	-
HA	DEPARTMENT OF PARKS & RECREATION	3300 FORT LINCOLN DRIVE NE	LEADPORT PARK GARDEN	03	-	-	-	POOL/SPRAY PA	-	-	-	-	-	-	-	-	-	-	88,645	-	-	88,645	-
HA	DEPARTMENT OF PARKS & RECREATION	3300 FORT LINCOLN DRIVE NE	LEADPORT PARK GARDEN	03	-	-	-	POOL/SPRAY PA	-	-	-	-	-	-	-	-	-	-	11,206	-	-	11,206	-
HA	DEPARTMENT OF PARKS & RECREATION	3300 FORT LINCOLN DRIVE NE	LEADPORT PARK GARDEN	03	-	-	-	POOL/SPRAY PA	-	-	-	-	-	-	-	-	-	-	88,645	-	-	88,645	-
HA	DEPARTMENT OF PARKS & RECREATION	3300 FORT LINCOLN DRIVE NE	LEADPORT PARK GARDEN	03	-	-	-	POOL/SPRAY PA	-	-	-	-	-	-	-	-	-	-	11,206	-	-	11,206	-
HA	DEPARTMENT OF PARKS & RECREATION	3300 FORT LINCOLN DRIVE NE	LEADPORT PARK GARDEN	03	-	-	-	POOL/SPRAY PA	-	-	-	-	-	-	-	-	-	-	88,645	-	-	88,645	-
HA	DEPARTMENT OF PARKS & RECREATION	3300 FORT LINCOLN DRIVE NE	LEADPORT PARK GARDEN	03	-	-	-	POOL/SPRAY PA	-	-	-	-	-	-	-	-	-	-	11,206	-	-	11,206	-
HA	DEPARTMENT OF PARKS & RECREATION	3300 FORT LINCOLN DRIVE NE	LEADPORT PARK GARDEN	03	-	-	-	POOL/SPRAY PA	-	-	-	-	-	-	-	-	-	-	88,645	-	-	88,645	-
HA	DEPARTMENT OF PARKS & RECREATION	3300 FORT LINCOLN DRIVE NE	LEADPORT PARK GARDEN	03	-	-	-	POOL/SPRAY PA	-	-	-	-	-	-	-	-	-	-	11,206	-	-	11,206	-
HA	DEPARTMENT OF PARKS & RECREATION	3300 FORT LINCOLN DRIVE NE	LEADPORT PARK GARDEN	03	-	-	-	POOL/SPRAY PA	-	-	-	-	-	-	-	-	-	-	88,645	-	-	88,645	-
HA	DEPARTMENT OF PARKS & RECREATION	3300 FORT LINCOLN DRIVE NE	LEADPORT PARK GARDEN	03	-	-	-	POOL/SPRAY PA	-	-	-	-	-	-	-	-	-	-	11,206	-	-	11,206	-
HA	DEPARTMENT OF PARKS & RECREATION	3300 FORT LINCOLN DRIVE NE	LEADPORT PARK GARDEN	03	-	-	-	POOL/SPRAY PA	-	-	-	-	-	-	-	-	-	-	88,645	-	-	88,645	-
HA	DEPARTMENT OF PARKS & RECREATION	3300 FORT LINCOLN DRIVE NE	LEADPORT PARK GARDEN	03	-	-	-	POOL/SPRAY PA	-	-	-	-	-	-	-	-	-	-	11,206	-	-	11,206	-
HA	DEPARTMENT OF PARKS & RECREATION	3300 FORT LINCOLN DRIVE NE	LEADPORT PARK GARDEN	03	-	-	-	POOL/SPRAY PA	-	-	-	-	-	-	-	-	-	-	88,645	-	-	88,645	-
HA	DEPARTMENT OF PARKS & RECREATION	3300 FORT LINCOLN DRIVE NE	LEADPORT PARK GARD																				

2019 Budget (Fiscal Year October 1, 2018 through September 30, 2019)																								
	AGENCY	BUILDING ADDRESS	BUILDING NAME	NOTE	WARD	ROOM AREA	PROBATION	BUILDING USE	Electricity	Natural Gas	Fuel	Steam	Water/Sewer	Impervious	ENERGY	JUSTICE DC	WASTE MANAGEMENT	SECURITY	OCCUPANCY	RENT	AUTO FUEL	GRAND TOTAL	PST	
HA	DEPARTMENT OF PARKS & RECREATION	693 OTIS PLACE NW	PARKVIEW WOOD CITY		01	2,348		RECREATION CE FIELD	-	-	-	-	-	-	-	-	2,214	-	26,227	-	-	28,441	121.7	
HA	DEPARTMENT OF PARKS & RECREATION	617H STREET BETWEEN NEW YORK AND DELAWARE AVENUE	BRENTWOOD HAMILTON - FIELD		05	-		CE FIELD	-	-	-	-	-	-	-	-	14,544	-	15,544	-	-	15,544	121.7	
HA	DEPARTMENT OF PARKS & RECREATION	701 MISSISSIPPI AVENUE SE	SOUTH EAST TENNIS & LEARNING CENTER		08	223,518		RECREATION CE	64,984	79,680	-	-	543	543	145,749	4,372	3,926	-	130,960	-	-	285,007	1,217.0	
HA	DEPARTMENT OF PARKS & RECREATION	7800 14TH STREET NW	SHEPHERD ELEMENTARY SCHOOL		04	-		CE FIELD	-	-	-	-	-	-	-	-	3,590	-	3,590	-	-	3,590	1.0	
HA	DEPARTMENT OF PARKS & RECREATION	677H STREET NORTH CAROLINA AVE	TRIANGLE PARK		06	-		CE FIELD	-	-	-	-	-	-	-	-	2,325	-	2,325	-	-	2,325	0.7	
HA	DEPARTMENT OF PARKS & RECREATION	800 EUCID STREET NW	BENJAMIN BANNER HIGH SCHOOL		01	-		CE FIELD	-	-	-	-	-	-	-	-	3,590	-	3,590	-	-	3,590	1.0	
HA	DEPARTMENT OF PARKS & RECREATION	800 RIDGE ROAD SE	RIDGE ROAD RECREATION CENTER		07	3,409		RECREATION CE	37,145	478	-	11,172	11,172	59,968	1,799	1,876	61,841	-	125,484	-	-	125,484	368.0	
HA	DEPARTMENT OF PARKS & RECREATION	803 7TH STREET SW	JEFFERSON MIDDLE SCHOOL		02	-		CE FIELD	47,900	9,096	-	-	67	67	57,131	1,714	3,878	68,782	-	131,505	-	-	131,505	20.0
HA	DEPARTMENT OF PARKS & RECREATION	801 TAYLOR STREET NW	PETWORTH RECREATION CENTER		04	2,669		RECREATION CE	5,733	2,739	-	-	20,359	20,359	49,190	1,476	3,797	19,405	-	73,888	-	-	73,888	27.0
HA	DEPARTMENT OF PARKS & RECREATION	801 TAYLOR STREET NW	PETWORTH RECREATION CENTER		04	-		POOL/SPRAY PA	-	-	-	-	-	-	-	-	11,206	-	11,206	-	-	11,206	3.4	
HA	DEPARTMENT OF PARKS & RECREATION	820 SOUTH CAPITOL STREET SW	RANDALL RECREATION CENTER & POOL		06	6,462		RECREATION CE	-	-	-	-	-	-	-	-	68,782	-	131,505	-	-	131,505	20.0	
HA	DEPARTMENT OF PARKS & RECREATION	830 RIDGE ROAD SE	FORT DUPON POOL		04	3,924		POOL/SPRAY PA	-	-	-	-	-	-	-	-	7,500	-	7,500	-	-	7,500	1.0	
HA	DEPARTMENT OF PARKS & RECREATION	907 WESTMINSTER STREET NW	WESTMINSTER PLAYGROUND		01	-		PARK	-	-	-	-	-	-	-	-	12,490	-	12,490	-	-	12,490	3.8	
HA	DEPARTMENT OF PARKS & RECREATION	915 SPRING ROAD NW	RAYMOND EDUCATIONAL CAMPUS		04	-		CE FIELD	-	-	-	-	-	-	-	-	6,211	-	6,211	-	-	6,211	1.9	
HA	DEPARTMENT OF PARKS & RECREATION	922 OHIO DRIVE SW	EAST POTOMAC SPRAY PA		05	-		CE FIELD	-	-	-	-	-	-	-	-	2,316	-	2,316	-	-	2,316	0.7	
HA	DEPARTMENT OF PARKS & RECREATION	9TH STREET NW AND MISSOURI AVE	EMERY GARDEN		04	-		COMMUNITY G	-	-	-	-	-	-	-	-	3,000	-	3,000	-	-	3,000	0.9	
HA	DEPARTMENT OF PARKS & RECREATION	ADAMS MILL AND ONTARIO ROAD	WALTER PIERCE - FIELD		01	-		CE FIELD	-	-	-	-	-	-	-	-	7,179	-	7,179	-	-	7,179	2.2	
HA	DEPARTMENT OF PARKS & RECREATION	FRANKLIN STREET AND 13TH NE	NOYES GARDEN		01	-		AUTO FUEL	-	-	-	-	-	-	-	-	-	-	-	167,222	-	-	167,222	5.0
HA	DEPARTMENT OF PARKS & RECREATION	CHESEAPEAKE STREET NW AND BELFORT RENO	PARK		03	-		PARK	-	-	-	-	-	-	-	-	3,631	-	3,631	-	-	3,631	1.1	
HA	DEPARTMENT OF PARKS & RECREATION	D STREET NE AND TENNESSEE AVENUE	KINGSMAN DOG PARK		06	-		DOG PARK	-	-	-	-	-	-	-	-	5,000	-	5,000	-	-	5,000	1.5	
HA	DEPARTMENT OF PARKS & RECREATION	DELAWARE AVENUE AND 1ST STREET NW	LANSBURGH DOG PARK		06	-		RECREATION CE	-	-	-	-	-	-	-	-	2,500	-	2,500	-	-	2,500	0.8	
HA	DEPARTMENT OF PARKS & RECREATION	E STREET BETWEEN 11TH AND 12	LOVEJOY PARK		06	-		RECREATION CE	-	-	-	-	-	-	-	-	5,354	-	5,354	-	-	5,354	1.6	
HA	DEPARTMENT OF PARKS & RECREATION	FIRST STREET NW AND FLORIDA AVE	FLORIDA AVE PLAYGROUND		05	-		CE FIELD	-	-	-	-	-	-	-	-	9,078	-	9,078	-	-	9,078	2.7	
HA	DEPARTMENT OF PARKS & RECREATION	FRANKLIN STREET AND 13TH NE	NOYES GARDEN		01	-		COMMUNITY G	-	-	-	-	-	-	-	-	3,000	-	3,000	-	-	3,000	0.9	
HA	DEPARTMENT OF PARKS & RECREATION	GARFIELD TERR CL DE SA	TRIANGLE PARK		03	-		CE FIELD	-	-	-	-	-	-	-	-	26,287	-	26,287	-	-	26,287	8.2	
HA	DEPARTMENT OF PARKS & RECREATION	GEORGIA AND COLUMBIA NW	BRUCE MONROE GARDEN		01	-		COMMUNITY G	-	-	-	-	-	-	-	-	3,000	-	3,000	-	-	3,000	0.9	
HA	DEPARTMENT OF PARKS & RECREATION	G STREET NE AND DELAWARE AVENUE	SOUTHWEST COMMUNITY GARDENS		01	-		COMMUNITY G	-	-	-	-	-	-	-	-	3,000	-	3,000	-	-	3,000	0.9	
HA	DEPARTMENT OF PARKS & RECREATION	KALORAMA ROAD AND COLUMBIA	KALORAMA GARDEN		01	-		COMMUNITY G	-	-	-	-	-	-	-	-	3,000	-	3,000	-	-	3,000	0.9	
HA	DEPARTMENT OF PARKS & RECREATION	MARTIN LUTHER KING AVENUE AL	TRIANGLE PARK		07	-		CE FIELD	-	-	-	-	-	-	-	-	9,860	-	9,860	-	-	9,860	2.9	
HA	DEPARTMENT OF PARKS & RECREATION	MARTIN LUTHER KING JUNIOR AV	FORT GREBLE SPRAY PARK		08	-		RECREATION CE	-	-	-	-	-	-	-	-	3,653	-	32,440	-	-	36,093	10.7	
HA	DEPARTMENT OF PARKS & RECREATION	MARTIN LUTHER KING JUNIOR AV	FORT GREBLE SPRAY PARK		08	-		CE FIELD	-	-	-	-	-	-	-	-	14,000	-	14,000	-	-	14,000	4.1	
HA	DEPARTMENT OF PARKS & RECREATION	MARTIN LUTHER KING JUNIOR AV	FORT GREBLE SPRAY PARK		08	-		COMMUNITY G	-	-	-	-	-	-	-	-	3,000	-	3,000	-	-	3,000	0.9	
HA	DEPARTMENT OF PARKS & RECREATION	MASSACHUSETTS AVENUE 36TH	BISHOP LALOUSSA MEMORIAL PARK		03	-		CE FIELD	-	-	-	-	-	-	-	-	3,207	-	3,207	-	-	3,207	0.9	
HA	DEPARTMENT OF PARKS & RECREATION	NE AND HAMILTON PARK POOL & BATH HOUSE	LANGDON PARK POOL & BATH HOUSE		05	-		POOL/SPRAY PA	-	-	-	-	-	-	-	-	7,500	-	7,500	-	-	7,500	2.2	
HA	DEPARTMENT OF PARKS & RECREATION	MINNESOTA AVENUE AND GOOD	TRIANGLE PARK		07	-		CE FIELD	-	-	-	-	-	-	-	-	4,809	-	4,809	-	-	4,809	1.4	
HA	DEPARTMENT OF PARKS & RECREATION	MOUNT PLEASANT LAMONT AND LAMONT & 17TH ST NW	TRIANGLE PARK		01	-		CE FIELD	-	-	-	-	-	-	-	-	4,930	-	4,930	-	-	4,930	1.4	
HA	DEPARTMENT OF PARKS & RECREATION	NAVY ROAD 25TH AND GOOD	TRIANGLE PARK		07	-		CE FIELD	-	-	-	-	-	-	-	-	60,717	-	60,717	-	-	60,717	17.5	
HA	DEPARTMENT OF PARKS & RECREATION	NEW HAMPSHIRE AVENUE 17TH	TRIANGLE PARK		02	-		CE FIELD	-	-	-	-	-	-	-	-	1,785	-	1,785	-	-	1,785	0.5	
HA	DEPARTMENT OF PARKS & RECREATION	NEW HAMPSHIRE AVENUE 21ST	TRIANGLE PARK		02	-		CE FIELD	-	-	-	-	-	-	-	-	7,179	-	7,179	-	-	7,179	2.2	
HA	DEPARTMENT OF PARKS & RECREATION	NE 13TH NW	GARRISON		02	-		PARK	-	-	-	-	-	-	-	-	4,211	-	4,211	-	-	4,211	1.2	
HA	DEPARTMENT OF PARKS & RECREATION	RENO AND MILITARY ROAD NW	TRIANGLE PARK		02	-		CE FIELD	-	-	-	-	-	-	-	-	2,500	-	2,500	-	-	2,500	0.8	
HA	DEPARTMENT OF PARKS & RECREATION	RENO AND 17TH STREET NW	531 DOG PARK		02	-		CE FIELD	-	-	-	-	-	-	-	-	5,000	-	5,000	-	-	5,000	1.5	
HA	DEPARTMENT OF PARKS & RECREATION	SOUTHERN AVENUE SE AND FABU	BENNING PARK COMMUNITY CENTER		07	1		RECREATION CE	-	-	-	-	-	-	-	-	1,530	-	168,458	-	-	169,988	49.5	
HA	DEPARTMENT OF PARKS & RECREATION	SOUTHERN AVENUE SE AND FABU	BENNING PARK COMMUNITY CENTER		07	-		COMMUNITY G	-	-	-	-	-	-	-	-	3,000	-	3,000	-	-	3,000	0.9	
HA	DEPARTMENT OF PARKS & RECREATION	TBD	Center for Therapeutic Recreation	Comm	7	23,000		COMMUNITY G	-	-	-	-	-	-	-	-	1,876	-	-	-	-	1,876	0.6	
HA	DEPARTMENT OF PARKS & RECREATION	VIRGINIA AVENUE PARK 9TH AND	VIRGINIA AVE COMMUNITY GARDEN		06	-		COMMUNITY G	-	-	-	-	-	-	-	-	12,667	-	12,667	-	-	12,667	3.7	
HA	DEPARTMENT OF PARKS & RECREATION	WARD 1 Parks and Triangel Parks	Added Property - Parks and Triangel Parks		-	-		PARK	-	-	-	-	-	-	-	-	12,667	-	12,667	-	-	12,667	3.7	
HA	DEPARTMENT OF PARKS & RECREATION	WARD 2 Parks and Triangel Parks	Added Property - Parks and Triangel Parks		-	-		PARK	-	-	-	-	-	-	-	-	103,607	-	103,607	-	-	103,607	30.8	
HA	DEPARTMENT OF PARKS & RECREATION	WARD 3 Parks and Triangel Parks	Added Property - Parks and Triangel Parks		-	-		PARK	-	-	-	-	-	-	-	-	252,873	-	252,873	-	-	252,873	76.5	
HA	DEPARTMENT OF PARKS & RECREATION	WARD 4 Parks and Triangel Parks	Added Property - Parks and Triangel Parks		-	-		PARK	-	-	-	-	-	-	-	-	101,368	-	101,368	-	-	101,368	30.4	
HA	DEPARTMENT OF PARKS & RECREATION	WARD 5 Parks and Triangel Parks	Added Property - Parks and Triangel Parks		-	-		PARK	-	-	-	-	-	-	-	-	388,277	-	388,277	-	-	388,277	118.2	
HA	DEPARTMENT OF PARKS & RECREATION	WARD 6 Parks and Triangel Parks	Added Property - Parks and Triangel Parks		-	-		PARK	-	-	-	-	-	-	-	-	470,958	-	470,958	-	-	470,958	142.9	
HA	DEPARTMENT OF PARKS & RECREATION	WARD 7 Parks and Triangel Parks	Added Property - Parks and Triangel Parks		-	-		PARK	-	-	-	-	-	-	-	-	128,620	-	128,620	-	-	128,620	38.5	
HA	DEPARTMENT OF PARKS & RECREATION	WARD 8 Parks and Triangel Parks	Added Property - Parks and Triangel Parks		-	-		PARK	-	-	-	-	-	-	-	-	780,236	-	780,236	-	-	780,236	235.0	
HA Total	DEPARTMENT OF PARKS & RECREATION								3,737,730	1,074,595	-	-	920,886	920,886	6,564,093	199,623	212,015	915,315	12,015,073	-	167,222	20,163,341	617.8	
HC	DEPARTMENT OF HEALTH	1201 NEW YORK AVENUE NE	WASHINGTON HUMANE SOCIETY		05	6,400		SPECIAL USE	29,488	20,378	-	-	-	-	-	-	2,570	790	26,124	-	-	110,945	17.3	
HC	DEPARTMENT OF HEALTH	1300 MASSACHUSETTS AVENUE SE	DCGH BUILDING NO 1		06	9,415	1%	CAMPUS - DC G	140,013	264	1,013	264	3,413	3,413	2,018	848	101,368	-	101,368	-	-	101,368	30.4	
HC	DEPARTMENT OF HEALTH	1300 MASSACHUSETTS AVENUE SE	DCGH BUILDING NO 1		06	8,898	1%	CAMPUS - DC G	10,107	9,469	250	-	3,226	3,226	26,277	788	-	85,764	-	301,577	-	-	414,406	46.5
HC	DEPARTMENT OF HEALTH	1300 MASSACHUSETTS AVENUE SE	DCGH BUILDING NO 2 - CAMPU		06	38,000	2%	CAMPUS - DC G	43,164	40,439	1,066	-	13,776	13,776	112,220	3,367	80,175	-	201,820	-	-	397,582	10.4	
HC	DEPARTMENT OF HEALTH	1300 MASSACHUSETTS AVENUE SE	DCGH BUILDING NO 2 - CAMPU		06	1,160	0%	CAMPUS - DC G	2,338	1,118	33	-	1,118	1,118	9,000	970	-	1,118	-	9,000	-	-	11,118	3.3
HC	DEPARTMENT OF HEALTH	3330 V STREET NE	LEASE # 0804		05	50,000		SPECIAL USE	11,813	29,964	-	-	282	282	42,340	1,270	-	6,180	4,508	489,944	-	-	544,242	10.8
HC	DEPARTMENT OF HEALTH	4 D C VILLAGE LN SW	(DHS 28,000 SF & DOH 12,000 SF)		08	12,000	30%	SPECIAL USE	57,808	-	-	-	15	15	57,839	1,735	683	4,898	4,898	1,188,288	-	-	69,838	5.8
HC	DEPARTMENT OF HEALTH	4 NEW YORK AVENUE NE	WASHINGTON HUMANE SOCIETY		05	17,407	15%	SPECIAL USE	-	-	-	-	-	-	-	-	101,234	-	101,234	-	-	101,234	27.5	
HC	DEPARTMENT OF HEALTH	850 DELAWARE AVENUE SW	SOUTHWEST HEALTH CENTER		06	12,000		SPECIAL USE	20,886	23,986	-	-	1,043	1,043	46,958	1,409	-	97,413	-	8,453,521	-	-	14,780	12.1
HC	DEPARTMENT OF HEALTH	899 NORTH CAPITOL STREET NE	LEASE # 1002		06	150,718		OFFICE	-	-	-	-	-	-	-	-	1,774	8,453,521	-	8,455,295	-	-	56,315	1.6
HC	DEPARTMENT OF HEALTH	899 NORTH CAPITOL STREET NW	VERB		06	50,000		OFFICE	-	-	-	-	-	-	-	-	-	4,462	-	320,007	-	-	324,469	6.4
HC	DEPARTMENT OF HEALTH	LOCATION TBD	PROPOSED CLINIC 8000 sf @ \$50 psf		N/A	-		AUTO FUEL	-	-														



Government of The District of Columbia

Department of General Services

2017 Budget (Time frame October 1, 2016 through September 30, 2017)

Dated 9-22-15



CODE	AGENCY	BUILDING ADDRESS	BUILDING NAME	NOTE	WARD	ROOM AREA	PROBATION	BUILDING USE	Electricity	Natural Gas	Fuel	Steam	Water/Sewer	Impervious	ENERGY	SUSTAIN DC	WASTE MANAGEMENT	SECURITY	OCCUPANCY	RENT	AUTO FUEL	GRAND TOTAL	PSF		
JA	DEPARTMENT OF HUMAN SERVICES	4 DC VILLAGE LN SW	(DHS 28,000 SF & DOH 12,000 SF)		08	28,000	70%	WAREHOUSE	134,884	-	-	-	36	36	134,957	4,049	1,595	11,429	10,928	-	-	162,958	5.82		
JA	DEPARTMENT OF HUMAN SERVICES	4001 SOUTH CAPITOL STREET SW	LEASE # 9004	New	08	23,540		WAREHOUSE	56,653	1,057	-	-	10,872	10,872	79,454	2,384	-	338,361	4,948	622,410	-	-	1,047,557	44.50	
JA	DEPARTMENT OF HUMAN SERVICES	4049 SOUTH CAPITOL STREET SW	LEASE # 9007	NEW	08	7,080		OFFICE	-	-	-	-	-	-	-	-	-	-	9,256	1,273,510	-	-	1,282,766	181.18	
JA	DEPARTMENT OF HUMAN SERVICES	45 2ND STREET NW	FEDERAL CITY SHELTER		06	192,977		OFFICE	348,311	30,428	-	-	461,564	10,494	10,494	861,291	25,839	2,278	177,258	-	-	-	1,066,665	5.51	
JA	DEPARTMENT OF HUMAN SERVICES	441 4TH STREET NW	OJS BUILDING	DHS	06	3,677	1%	OFFICE	14,682	-	-	-	98	98	14,878	446	-	-	12,121	21,937	-	-	49,382	13.41	
JA	DEPARTMENT OF HUMAN SERVICES	4525 SARGENT ROAD NE	FAMILY SHELTER		05	124		SHELTER	124	-	-	-	19	19	162	5	49,229	-	19,315	-	-	-	68,711		
JA	DEPARTMENT OF HUMAN SERVICES	5000 D Street	DC Owned Shelter 25 Units	(MARCH 2017)		13,200		OFFICE	-	-	-	-	-	-	-	-	3,005	-	-	-	-	-	3,005	0.23	
JA	DEPARTMENT OF HUMAN SERVICES	609 N STREET NE	LEASE # 8517A	RENE	06	72,079		OFFICE	196,790	-	-	-	41,702	41,702	280,194	8,406	-	319,532	8,609	2,909,604	-	-	3,526,345	48.92	
JA	DEPARTMENT OF HUMAN SERVICES	611 N STREET NW	NEW ENDEAVORS SHELTER		02	11,370		SHELTER	25,169	-	-	-	-	-	25,169	755	3,102	-	18,900	-	-	-	47,926	4.22	
JA	DEPARTMENT OF HUMAN SERVICES	651 S STREET NE	BLAIR SHELTER		06	95,682	62%	OFFICE	18,045	26,546	-	-	2,943	2,943	50,477	1,514	-	-	36,667	-	-	-	98,658		
JA	DEPARTMENT OF HUMAN SERVICES	64 New York Avenue, NE	0103A		06	11,370		OFFICE	-	-	-	-	-	-	-	-	-	556,460	-	3,380,193	-	-	3,936,653	41.14	
JA	DEPARTMENT OF HUMAN SERVICES	64 S STREET NE	LEASE # 8517B		06	80,839		SPECIAL USE	205,517	-	-	-	5,576	5,576	216,669	6,500	-	746,871	-	3,473,539	-	-	4,447,039	55.01	
JA	DEPARTMENT OF HUMAN SERVICES	65 MASSACHUSETTS AVENUE NW	GALES HOUSING FOR WOMEN		06	41,400		SHELTER	-	-	-	-	-	-	-	-	-	-	19,226	-	-	-	19,226	0.46	
JA	DEPARTMENT OF HUMAN SERVICES	651 10TH STREET NW	HOUSE OF RUTH SHELTERS		06	18,246		SHELTER	21,356	19,444	-	-	21,558	21,558	83,915	2,517	-	-	27,557	-	-	-	113,989	6.25	
JA	DEPARTMENT OF HUMAN SERVICES	810 5TH STREET - SHELTER	NEW LEASE		05	21,109		OFFICE	35,961	-	-	-	5,519	5,519	46,998	1,410	-	-	-	1,908,705	-	-	1,908,705		
JA	DEPARTMENT OF HUMAN SERVICES	920 RHODE ISLAND AVENUE NE	LEASE # 0301		05	21,109		OFFICE	-	-	-	-	-	-	-	-	-	-	864,326	-	-	-	864,326	43.40	
JA	DEPARTMENT OF HUMAN SERVICES	AUTO FUEL	AUTO FUEL		N/A	-		AUTO FUEL	-	-	-	-	-	-	-	-	-	-	-	-	35,876	-	35,876		
JA	DEPARTMENT OF HUMAN SERVICES	TBD	Replacement of DC General Shelters			-		-	-	-	-	-	-	-	-	-	-	-	-	-	-	-	3,000,000		
JA	DEPARTMENT OF HUMAN SERVICES	TBD	Shelter 10,000sf @ 55psf			-		-	-	-	-	-	-	-	-	-	-	-	-	-	-	-	550,000		
JA Total						1,717,381			323,664	3,980	461,564	269,684	269,684	3,045,956	91,379	496,118	4,017,257	1,305,085	24,351,485	35,876	-	33,343,561	66.45		
JM	DEPARTMENT ON DISABILITY SERVICES	34250 S STREET	LEASE		06	91,390		LEASE	-	-	-	-	-	-	-	-	-	-	-	-	-	-	3,000,000		
JM Total						91,390			-	-	-	-	-	-	-	-	-	-	-	-	-	-	3,000,000		
JR	DEPARTMENT ON DISABILITY SERVICES	1441 4TH STREET NW	OJS BUILDING	ODR	06	3,050	1%	OFFICE	12,179	-	-	-	81	81	12,341	370	-	-	10,054	18,196	-	-	40,961	13.43	
JR Total						3,050			12,179	-	-	-	81	81	12,341	370	-	-	10,054	18,196	-	-	40,961	13.43	
JZ	DEPARTMENT OF YOUTH REHA	1000 MOUNT OLIVET ROAD NE	YOUTH SERVICES CENTER		05	69,400		DCPS	320,525	104,372	-	-	35,952	35,952	496,801	14,904	12,825	841,290	163,615	-	-	-	1,529,435	22.04	
JZ	DEPARTMENT OF YOUTH REHA	1860 KENDALL STREET NE	YOUTH SERVICES ADMIN		05	-		OFFICE	10	1,665	-	-	327	327	2,329	70	-	-	13,540	-	-	-	15,399	70	
JZ	DEPARTMENT OF YOUTH REHA	2101 MARTIN LUTHER KING JUNI	LEASE # 0110 / DCB/YRS		08	75,560		SPECIAL USE	174,689	20,792	-	-	11,818	11,818	219,117	6,574	-	223,363	10,741	494,251	-	-	10,741	12.60	
JZ	DEPARTMENT OF YOUTH REHA	2901 14TH STREET NW	DC CAH		01	7,103		OFFICE	-	-	-	-	-	-	-	-	-	-	560	259,685	-	-	260,245	36.64	
JZ	DEPARTMENT OF YOUTH REHA	3201 OAK HILL MD	OAK HILL - OUTSIDE OF THE DISTRICT		05	5,000		OFFICE	-	-	-	-	-	-	-	-	-	-	151,852	-	-	-	151,852	30.37	
JZ	DEPARTMENT OF YOUTH REHA	3201 OAK HILL MD	LEASE # 0001		05	5,000		SPECIAL USE	58,077	-	-	-	2,046	2,046	62,169	1,865	-	248,018	1,774	1,575,856	-	-	1,889,824	78.64	
JZ	DEPARTMENT OF YOUTH REHA	6300 RIVERTON ROAD LAUREL M	NEW BEGINNINGS - YOUTH DEVELOPMENT	N/A		20,000		SPECIAL USE	-	-	-	-	-	-	-	-	29,034	-	-	-	-	-	29,034	1.45	
JZ	DEPARTMENT OF YOUTH REHA	8400 RIVER ROAD	NEW BEGINNING			-		SPECIAL USE	-	-	-	-	-	-	-	-	-	1,367,097	76,516	-	-	-	1,443,613		
JZ Total						155,301			553,301	126,829	-	-	50,143	50,143	780,416	23,413	41,859	2,679,768	417,998	2,329,792	84,497	-	84,497	6,357,742	
KA	DEPARTMENT OF TRANSPORTATION	1100 4TH STREET SW E	LEASE # 0705 EAST		06	12,456	5%	OFFICE	28,142	-	-	-	-	11	28,153	845	-	37,462	322	676,589	-	-	743,771	59.71	
KA	DEPARTMENT OF TRANSPORTATION	1403 W STREET NE	DDOT - BRIDGE & STREET MAINTENANCE		05	-		SECURITY BOOT	-	-	-	-	-	-	-	-	-	315,484	1,473	-	-	-	136,957		
KA	DEPARTMENT OF TRANSPORTATION	1403 W STREET NE	DDOT - BRIDGE & STREET MAINTENANCE		05	-		SPECIAL USE	47,915	-	-	-	7,814	7,814	63,543	1,906	1,729	-	-	-	-	-	193,378		
KA	DEPARTMENT OF TRANSPORTATION	1403 W STREET NE	DDOT - BRIDGE & STREET MAINTENANCE		05	-		ADMIN TRAILER	-	-	-	-	-	-	-	-	-	-	1,473	-	-	-	1,473		
KA	DEPARTMENT OF TRANSPORTATION	1403 W STREET NE	DDOT - BRIDGE & STREET MAINTENANCE		05	-		FOREMAN'S TR	-	-	-	-	-	-	-	-	-	-	1,473	-	-	-	1,473		
KA	DEPARTMENT OF TRANSPORTATION	1403 W STREET NE	DDOT - BRIDGE & STREET MAINTENANCE		05	-		DDOT - BRIDGE & STREET MAINTENANCE	-	-	-	-	-	-	-	-	-	-	1,473	-	-	-	1,473		
KA	DEPARTMENT OF TRANSPORTATION	1403 W STREET NE	DDOT - BRIDGE & STREET MAINTENANCE		05	-		DDOT - BRIDGE & STREET MAINTENANCE	-	-	-	-	-	-	-	-	-	-	1,473	-	-	-	1,473		
KA	DEPARTMENT OF TRANSPORTATION	1403 W STREET NE	DDOT - BRIDGE & STREET MAINTENANCE		05	-		DDOT - BRIDGE & STREET MAINTENANCE	-	-	-	-	-	-	-	-	-	-	1,473	-	-	-	1,473		
KA	DEPARTMENT OF TRANSPORTATION	1403 W STREET NE	DDOT - BRIDGE & STREET MAINTENANCE		05	-		DDOT - BRIDGE & STREET MAINTENANCE	-	-	-	-	-	-	-	-	-	-	1,473	-	-	-	1,473		
KA	DEPARTMENT OF TRANSPORTATION	1403 W STREET NE	DDOT - BRIDGE & STREET MAINTENANCE		05	-		DDOT - BRIDGE & STREET MAINTENANCE	-	-	-	-	-	-	-	-	-	-	1,473	-	-	-	1,473		
KA	DEPARTMENT OF TRANSPORTATION	1403 W STREET NE	DDOT - BRIDGE & STREET MAINTENANCE		05	-		DDOT - BRIDGE & STREET MAINTENANCE	-	-	-	-	-	-	-	-	-	-	1,473	-	-	-	1,473		
KA	DEPARTMENT OF TRANSPORTATION	1403 W STREET NE	DDOT - BRIDGE & STREET MAINTENANCE		05	-		DDOT - BRIDGE & STREET MAINTENANCE	-	-	-	-	-	-	-	-	-	-	1,473	-	-	-	1,473		
KA	DEPARTMENT OF TRANSPORTATION	1403 W STREET NE	DDOT - BRIDGE & STREET MAINTENANCE		05	-		DDOT - BRIDGE & STREET MAINTENANCE	-	-	-	-	-	-	-	-	-	-	1,473	-	-	-	1,473		
KA	DEPARTMENT OF TRANSPORTATION	1403 W STREET NE	DDOT - BRIDGE & STREET MAINTENANCE		05	-		DDOT - BRIDGE & STREET MAINTENANCE	-	-	-	-	-	-	-	-	-	-	1,473	-	-	-	1,473		
KA	DEPARTMENT OF TRANSPORTATION	1403 W STREET NE	DDOT - BRIDGE & STREET MAINTENANCE		05	-		DDOT - BRIDGE & STREET MAINTENANCE	-	-	-	-	-	-	-	-	-	-	1,473	-	-	-	1,473		
KA	DEPARTMENT OF TRANSPORTATION	1403 W STREET NE	DDOT - BRIDGE & STREET MAINTENANCE		05	-		DDOT - BRIDGE & STREET MAINTENANCE	-	-	-	-	-	-	-	-	-	-	1,473	-	-	-	1,473		
KA	DEPARTMENT OF TRANSPORTATION	1403 W STREET NE	DDOT - BRIDGE & STREET MAINTENANCE		05	-		DDOT - BRIDGE & STREET MAINTENANCE	-	-	-	-	-	-	-	-	-	-	1,473	-	-	-	1,473		
KA	DEPARTMENT OF TRANSPORTATION	1403 W STREET NE	DDOT - BRIDGE & STREET MAINTENANCE		05	-		DDOT - BRIDGE & STREET MAINTENANCE	-	-	-	-	-	-	-	-	-	-	1,473	-	-	-	1,473		
KA	DEPARTMENT OF TRANSPORTATION	1403 W STREET NE	DDOT - BRIDGE & STREET MAINTENANCE		05	-		DDOT - BRIDGE & STREET MAINTENANCE	-	-	-	-	-	-	-	-	-	-	1,473	-	-	-	1,473		
KA	DEPARTMENT OF TRANSPORTATION	1403 W STREET NE	DDOT - BRIDGE & STREET MAINTENANCE		05	-		DDOT - BRIDGE & STREET MAINTENANCE	-	-	-	-	-	-	-	-	-	-	1,473	-	-	-	1,473		
KA	DEPARTMENT OF TRANSPORTATION	1403 W STREET NE	DDOT - BRIDGE & STREET MAINTENANCE		05	-		DDOT - BRIDGE & STREET MAINTENANCE	-	-	-	-	-	-	-	-	-	-	1,473	-	-	-	1,473		
KA	DEPARTMENT OF TRANSPORTATION	1403 W STREET NE	DDOT - BRIDGE & STREET MAINTENANCE		05	-		DDOT - BRIDGE & STREET MAINTENANCE	-	-	-	-	-	-	-	-	-	-	1,473	-	-	-	1,473		
KA	DEPARTMENT OF TRANSPORTATION	1403 W STREET NE	DDOT - BRIDGE & STREET MAINTENANCE		05	-		DDOT - BRIDGE & STREET MAINTENANCE	-	-	-	-	-	-	-	-	-	-	1,473	-	-	-	1,473		
KA	DEPARTMENT OF TRANSPORTATION	1403 W STREET NE	DDOT - BRIDGE & STREET MAINTENANCE		05	-		DDOT - BRIDGE & STREET MAINTENANCE	-	-	-	-	-	-	-	-	-	-	1,473	-	-	-	1,473		
KA	DEPARTMENT OF TRANSPORTATION	1403 W STREET NE	DDOT - BRIDGE & STREET MAINTENANCE		05	-		DDOT - BRIDGE & STREET MAINTENANCE	-	-	-	-	-	-	-	-	-	-	1,473	-	-	-	1,473		
KA	DEPARTMENT OF TRANSPORTATION	1403 W STREET NE	DDOT - BRIDGE & STREET MAINTENANCE		05	-		DDOT - BRIDGE & STREET MAINTENANCE	-	-	-	-	-	-	-	-	-	-	1,473	-	-	-	1,473		
KA	DEPARTMENT OF TRANSPORTATION	1403 W STREET NE	DDOT - BRIDGE & STREET MAINTENANCE		05	-		DDOT - BRIDGE & STREET MAINTENANCE	-	-	-	-	-	-	-	-	-	-	1,473	-	-	-	1,473		
KA	DEPARTMENT OF TRANSPORTATION	1403 W STREET NE	DDOT - BRIDGE & STREET MAINTENANCE		05	-		DDOT - BRIDGE & STREET MAINTENANCE	-	-	-	-	-	-	-	-	-	-	1,473	-	-	-	1,473		
KA	DEPARTMENT OF TRANSPORTATION	1403 W STREET NE	DDOT - BRIDGE & STREET MAINTENANCE		05	-		DDOT - BRIDGE & STREET MAINTENANCE	-	-	-	-	-	-	-	-	-	-	1,473	-	-	-	1,473		
KA	DEPARTMENT OF TRANSPORTATION	1403 W STREET NE	DDOT - BRIDGE & STREET MAINTENANCE		05	-		DDOT - BRIDGE & STREET MAINTENANCE	-	-	-	-	-	-	-	-	-	-	1,473	-	-	-	1,473		
KA	DEPARTMENT OF TRANSPORTATION	1403 W STREET NE	DDOT - BRIDGE & STREET MAINTENANCE		05	-		DDOT - BRIDGE & STREET MAINTENANCE	-	-	-	-	-	-	-	-	-	-	1,473	-	-	-	1,473</		



Government of The District of Columbia
Department of General Services



2017 Budget (Time frame October 1, 2016 through September 30, 2017)

Dated 9-22-15

CODE	AGENCY	BUILDING ADDRESS	BUILDING NAME	NOTE	WARD	ROOM AREA	PROBATION	BUILDING USE	Electricity	Natural Gas	Fuel	Steam	Water/Sewer	Impervious	ENERGY	SUSTAIN DC	WASTE MANAGEMENT	SECURITY	OCCUPANCY	RENT	AUTO FUEL	GRAND TOTAL	PSF
LA	WATER AND SEWER AUTHORITY	AUTO FUEL	AUTO FUEL		N/A			AUTO FUEL	-	-	-	-	-	-	-	-	-	-	-	-	1,226,497	1,226,497	
LA Total	WATER AND SEWER AUTHORITY								12,347	-	-	-	-	-	5	12,352	371	-	16,436	140	297,025	1,226,497	1,552,821
LO	ALCOHOLIC BEVERAGE REGULATION	2000 14TH STREET NW	FRANKLIN D. REEVES CENTER	ABRA	01	16,866	8%	OFFICE	79,479	-	-	-	-	3,377	3,377	86,234	2,587	-	85,406	188,852	-	-	21,53
LO	ALCOHOLIC BEVERAGE REGULATION	AUTO FUEL	AUTO FUEL		N/A			AUTO FUEL	-	-	-	-	-	-	-	-	-	-	-	-	-	-	
LO Total	ALCOHOLIC BEVERAGE REGULATION								79,479	-	-	-	-	3,377	3,377	86,234	2,587	-	85,406	188,852	-	-	21,53
PD	OFFICE OF CONTRACTING & PROCUREMENT	2000 14TH STREET NW	FRANKLIN D. REEVES CENTER	Office	01	1,551	1%	OFFICE	7,309	-	-	-	-	311	311	7,930	238	-	7,854	17,367	-	-	33,389
PD	OFFICE OF CONTRACTING & PROCUREMENT	ADAMS PLACE BUS LOT	AUTO FUEL		N/A	17,761	9%	AUTO FUEL	2,871	5,633	15,510	-	-	468	468	24,949	748	-	-	1,465,453	-	-	83,96
PD	OFFICE OF CONTRACTING & PROCUREMENT	AUTO FUEL	AUTO FUEL		N/A			AUTO FUEL	-	-	-	-	-	-	-	-	-	-	-	-	7,638	7,638	
PD	OFFICE OF CONTRACTING & PROCUREMENT	Office of Contracting and PD	25,000 sf @ 50 psf						10,180	5,633	15,510	-	-	779	779	32,879	986	-	7,854	1,482,820	1,250,000	-	1,250,000
PD Total	OFFICE OF CONTRACTING & PROCUREMENT								36,812	-	-	-	-	246	246	37,303	1,119	-	30,389	55,000	-	-	2,782,177
RK	OFFICE OF RISK MANAGEMENT	441 4TH STREET NW	OJS BUILDING	Risk M	06	9,219	2%	OFFICE	36,812	-	-	-	-	107	107	16,185	486	-	13,185	23,864	-	-	53,720
RK	OFFICE OF RISK MANAGEMENT	441 4TH STREET NW	OJS BUILDING	Risk M	06	4,000	1%	OFFICE	15,972	-	-	-	-	107	107	16,185	486	-	13,185	23,864	-	-	53,720
RK	OFFICE OF RISK MANAGEMENT	441 4TH STREET NW	OJS BUILDING	Risk M	06	1,107	0%	OFFICE	4,420	-	-	-	-	30	30	4,479	124	-	3,649	6,604	-	-	14,866
RK Total	OFFICE OF RISK MANAGEMENT								57,204	-	-	-	-	383	383	57,967	1,739	-	47,223	85,468	-	-	142,397
RL	CHILD & FAMILY SERVICES	150 Wayne Place	LEASE - YOUTH HOUSING			15,733	50%		-	-	-	-	-	-	-	-	-	-	-	333,360	-	-	333,360
RL	CHILD & FAMILY SERVICES	2001 STREET SE	OFFICE			143,000	57%	OFFICE	512,818	6,371	-	-	-	18,219	18,219	555,627	16,669	-	1,823,034	1,072,943	5,785,309	9,253,582	64,71
RL	CHILD & FAMILY SERVICES	AUTO FUEL	AUTO FUEL		N/A			AUTO FUEL	-	-	-	-	-	-	-	-	-	-	-	-	156,620	-	-
RL	CHILD & FAMILY SERVICES	Child & Family Services	25,000 sf @ 50 psf						512,818	6,371	-	-	-	18,219	18,219	555,627	16,669	-	-	-	1,250,000	-	-
RL Total	CHILD & FAMILY SERVICES								1,210,968	31,004	204,171	-	-	297,876	4,824	1,748,843	61,258	-	4,817,539	281,433	5,816,314	16,467	12,741,854
RM	DEPARTMENT OF MENTAL HEALTH	1100 ALABAMA AVENUE SE	FRONT GATE GUARD BOOTH		08			SECURITY	-	-	-	-	-	-	-	-	-	-	-	61,992	-	-	2,710,410
RM	DEPARTMENT OF MENTAL HEALTH	1100 ALABAMA AVENUE SE	ST ELIZABETH HOSP BLDG (BEHAVIORAL)		08		80%	SPECIAL USE	1,093,525	-	203,836	-	-	293,052	-	1,590,413	56,504	-	-	119,252	-	-	1,766,169
RM	DEPARTMENT OF MENTAL HEALTH	150 Wayne Place	LEASE - YOUTH HOUSING			15,733	50%		-	-	-	-	-	-	-	-	-	-	-	336,992	-	-	333,360
RM	DEPARTMENT OF MENTAL HEALTH	1000 MASSACHUSETTS AVENUE SE	DCGH BUILDING NO. 14		06	11,948	1%	CAMPUS - DC GH	13,572	12,715	335	-	4,331	4,331	35,284	1,069	-	866,468	81,725	-	-	984,536	
RM	DEPARTMENT OF MENTAL HEALTH	35 K STREET NE	DC MENTAL HEALTH		06	30,000		WAREHOUSE	61,445	10,016	-	-	230	230	71,920	2,158	-	431,274	9,078	-	-	514,430	
RM	DEPARTMENT OF MENTAL HEALTH	64 NEW YORK AVENUE NE	LEASE # 0103		06	50,332	44%	OFFICE	-	-	-	-	-	-	-	-	-	-	292,717	-	3,435,910	-	3,728,627
RM	DEPARTMENT OF MENTAL HEALTH	64 New York Avenue, NE	0103A		06	57,945	38%	OFFICE	-	-	-	-	-	-	-	-	-	-	336,992	-	2,047,044	-	2,384,036
RM	DEPARTMENT OF MENTAL HEALTH	331 HOWARD ROAD SE	MENTAL TREATMENT CENTER		08			SPECIAL USE	42,426	8,273	-	-	-	263	263	51,226	1,537	-	241,670	9,386	-	-	303,819
RM	DEPARTMENT OF MENTAL HEALTH	AUTO FUEL	AUTO FUEL		N/A			AUTO FUEL	-	-	-	-	-	-	-	-	-	-	-	-	16,467	-	-
RM Total	DEPARTMENT OF MENTAL HEALTH								1,210,968	31,004	204,171	-	-	297,876	4,824	1,748,843	61,258	-	4,817,539	281,433	5,816,314	16,467	12,741,854
RP	OFFICE OF COMMUNITY AFFAIRS	2000 14TH STREET NW	FRANKLIN D. REEVES CENTER	COM	-01	2,887	1%		13,605	-	-	-	-	578	578	14,761	443	-	14,619	32,326	-	-	62,149
RP	OFFICE OF COMMUNITY AFFAIRS	AUTO FUEL	AUTO FUEL		N/A			AUTO FUEL	-	-	-	-	-	-	-	-	-	-	-	-	-	-	-
RS	SERVE DC	2000 14TH STREET NW	FRANKLIN D. REEVES CENTER	DC Se	01	4,500	2%		21,206	-	-	-	-	901	901	23,008	690	-	22,787	50,387	-	-	96,872
RS Total	SERVE DC								21,206	-	-	-	-	901	901	23,008	690	-	22,787	50,387	-	-	96,872
SR	DEPARTMENT OF INSURANCE	810 1ST STREET NE	LEASE # 9807		06	36,728	26%	OFFICE	-	-	-	-	-	-	-	-	-	-	7,492	18	2,010,967	-	2,018,477
SR Total	DEPARTMENT OF INSURANCE								-	-	-	-	-	-	-	-	-	-	7,492	18	2,010,967	-	2,018,477
TC	DC TAXI COMMISSION	2235 Shannon Place SE				24,259	30%		-	-	-	-	-	-	-	-	-	-	410,096	-	1,040,398	-	1,450,494
TC	DC TAXI COMMISSION	AUTO FUEL	AUTO FUEL		N/A			AUTO FUEL	-	-	-	-	-	-	-	-	-	-	-	-	27,746	-	-
TC Total	DC TAXI COMMISSION								-	-	-	-	-	-	-	-	-	-	410,096	-	1,040,398	27,746	1,478,240
TO	OFFICE OF THE CHIEF TECHNOLOGIST	12100 SUNRISE VALLEY DR	CRITICAL ROOM 9 (CR9)			7,538	100%	SPECIAL USE	-	-	-	-	-	-	-	-	-	-	-	5,118	2,495,289	-	2,500,407
TO	OFFICE OF THE CHIEF TECHNOLOGIST	1000 MASSACHUSETTS AVENUE SE	DCGH CORE 6		06	3,626	0%	CAMPUS - DC GH	4,119	3,859	102	-	1,314	1,314	10,708	371	-	-	24,300	-	-	-	35,329
TO	OFFICE OF THE CHIEF TECHNOLOGIST	2001 STREET SE	OFFICE			91,000	36%	OFFICE	326,339	4,054	-	-	11,594	11,594	353,581	10,607	-	1,160,113	682,782	3,681,560	-	-	5,888,643
TO	OFFICE OF THE CHIEF TECHNOLOGIST	2000 ADAMS PLACE NE	ADAMS PLACE BUS LOT			5,506	3%		890	1,746	4,808	-	-	145	145	7,734	232	-	-	454,298	-	-	462,264
TO	OFFICE OF THE CHIEF TECHNOLOGIST	2220 MARTIN LUTHER KING JUNIOR AVE NW	UCC/ODUC		08	684	1%		4,708	552	-	-	-	127	127	5,514	165	-	12,406	8,987	-	-	27,072
TO	OFFICE OF THE CHIEF TECHNOLOGIST	2900 V Street, NE	LEASE			SHARED BETWEEN DGS AND	50%		-	-	-	-	-	-	-	-	-	-	-	236,282	-	-	236,282
TO	OFFICE OF THE CHIEF TECHNOLOGIST	300 INDIANA AVENUE NW	MUNICIPAL CENTER (EAB)		06	1,510	1%		7,781	-	-	5,305	566	566	14,219	427	30	11,695	10,152	-	-	36,523	
TO	OFFICE OF THE CHIEF TECHNOLOGIST	3919 BENNING ROAD NE	LEASE # 8710		07	34,400		OFFICE	464,727	-	-	75,790	75,790	616,308	18,489	-	-	884,909	1,774	1,279,533	-	-	2,801,013
TO	OFFICE OF THE CHIEF TECHNOLOGIST	441 4TH STREET NW	OJS BUILDING		OCTO	1,500	0%	OFFICE	5,990	-	-	-	-	40	40	6,070	182	-	4,544	8,940	-	-	20,145
TO	OFFICE OF THE CHIEF TECHNOLOGIST	441 4TH STREET NW	OJS BUILDING		OCTO	355	0%	OFFICE	1,418	-	-	-	-	9	9	1,436	43	-	1,170	2,118	-	-	4,767
TO	OFFICE OF THE CHIEF TECHNOLOGIST	655 15TH STREET NW	LEASE # 0809		02	49,550		OFFICE	-	-	-	-	-	-	-	-	-	-	1,774	2,006,026	-	-	2,007,800
TO	OFFICE OF THE CHIEF TECHNOLOGIST	AUTO FUEL	AUTO FUEL		N/A			AUTO FUEL	-	-	-	-	-	-	-	-	-	-	-	-	43,816	-	-
TO Total	OFFICE OF THE CHIEF TECHNOLOGIST								815,972	10,211	4,910	5,305	89,585	89,585	1,015,570	30,466	30	2,075,237	1,200,252	9,698,690	43,816	-	14,064,061
UC	OFFICE OF UNIFIED COMMUNICATIONS	2720 MARTIN LUTHER KING JUNIOR AVE NW	UCC/ODUC		08	93,844	79%		645,949	75,731	-	-	17,438	17,438	756,557	22,697	-	-	1,702,113	1,232,933	-	-	3,714,300
UC	OFFICE OF UNIFIED COMMUNICATIONS	300 MCMILLAN DRIVE NW	ANNEX 8		01	2,991		OFFICE	4,754	1,742	-	-	5,850	5,850	18,196	546	-	-	-	8,093	-	-	26,835
UC	OFFICE OF UNIFIED COMMUNICATIONS	AUTO FUEL	AUTO FUEL		N/A			AUTO FUEL	-	-	-	-	-	-	-	-	-	-	-	-	10,157	-	-
UC Total	OFFICE OF UNIFIED COMMUNICATIONS								650,703	77,473	-	-	23,288	23,288	774,753	23,243	-	-	1,702,113	1,241,026	-	-	3,751,292
VA	OFFICE OF VETERANS AFFAIRS	441 4TH STREET NW	OJS BUILDING		OVA	2,000	0%	OFFICE	7,986	-	-	-	53	53	8,093	243	-	-	6,593	11,932	-	-	26,861
VA	OFFICE OF VETERANS AFFAIRS	441 4TH STREET NW	OJS BUILDING		Veter	500	0%	OFFICE	2,007	-	-	-	13	13	2,033	61	-	-	1,656	2,998	-	-	6,748
VA	OFFICE OF VETERANS AFFAIRS	AUTO FUEL	AUTO FUEL					AUTO FUEL	-	-	-	-	-	-	-	-	-	-	-	-	-	-	-
VZ	OFFICE OF VETERANS AFFAIRS								9,993	-	-	-	-	66	66	10,126	304	-	8,249	14,930	-	-	33,609
ZZ	JOHN A. WILSON BUILDING	1350 PENNSYLVANIA AVENUE NW	JOHN A. WILSON BUILDING		02	328,760		OFFICE	764,673	-	-	-	88,842	88,842	942,357	28,271	-	-	1,672,086	1,627,588	-	-	4,270,302
ZZ Total	JOHN A. WILSON BUILDING								764,673	-	-	-	88,842	88,842	942,357	28,271	-	-	1,672,086	1,627,588	-	-	4,270,302
						34,194,686			53,162,117	12,850,247	596,367	1,659,418	8,025,223	12,710,239	89,003,605	2,661,262	2,495,901						



Government of The District of Columbia
Department of General Services

elev★te

2016 Total Fixed Cost's

(Total = Intradistrict + O-type + Local)

Dated 9-8-15

CODE	DEPARTMENT	ELECTRICITY	SUSTAINABLE DC	NATURAL GAS	FUEL	STEAM	WATER/SEWER	AUTO-FUEL	OCCUPANCY	RENT	SECURITY	GRAND TOTAL
CE	PUBLIC LIBRARY	2,258,890	#VALUE!	161,909	-	138,450	300,746	53,845	651,084	539,207	251,726	#VALUE!



Government of The District of Columbia
Department of General Services



2016 Budget (Time frame October 1, 2015 through September 31, 2016)												Dated 9-8-15					
Code	Agency	BUILDING USE	BUILDING ADDRESS	BUILDING NAME	Square feet	TOTAL OCCUPANCY	Electricity + Under Ground Fee + unassigned	Natural Gas + unassigned	Fuel	Steam	Water/Sewer + unassigned	TOTAL ENERGY	SUSTAIN DC	TOTAL SECURITY	TOTAL RENT	AUTO FUEL	TOTAL
CE	PUBLIC LIBRARY	LIBRARY	1101 - 1111 24TH ST NW	WESTEND LIBRARY		1,797	28,793	15,590	-	-	12,538	56,921	1,029	-	-	-	59,747
CE	PUBLIC LIBRARY	LIBRARY	115 ATLANTIC ST SW	WILLIAM O LOCKRIDGE		-	65,835	1,459	-	-	4,893	72,187	1,262	-	-	-	73,449
CE	PUBLIC LIBRARY	LIBRARY	1350 49TH STREET NE	DEANWOOD RECREATION CENTER		-	-	-	-	-	-	-	-	-	154,459	-	154,459
CE	PUBLIC LIBRARY	LIBRARY	1523 ALABAMA AVENUE SE	LEASE # 0812	4,925	-	-	-	-	-	-	-	-	-	154,459	-	154,459
CE	PUBLIC LIBRARY	LIBRARY	1630 7TH STREET NW	WATHA T DANIEL-SHAW LIBRARY		-	172,615	700	-	-	6,397	179,712	9,337	-	-	198,607	198,607
CE	PUBLIC LIBRARY	LIBRARY	1700 ALABAMA AVENUE SE	PARKLAND TURNER LIBRARY (FRANCIS GREGORY)		100,280	-	-	-	-	-	-	-	-	-	-	100,280
CE	PUBLIC LIBRARY	LIBRARY	1800 GOOD HOPE ROAD SE	ANACOSTIA BRANCH		-	50,947	6,650	-	-	19,405	77,002	989	97,267	-	-	175,258
CE	PUBLIC LIBRARY	LIBRARY	1801 HAMLIN ST NE	WOODRIDGE LIBRARY		-	24,487	13,746	-	-	6,209	44,443	787	-	-	-	45,230
CE	PUBLIC LIBRARY	LIBRARY	2100 36TH PLACE SE	FRANCIS A GREGORY		10,486	-	-	-	-	-	-	-	-	-	-	10,486
CE	PUBLIC LIBRARY	LIBRARY	2600 VIRGINIA AVENUE	WEST END LIBRARY		-	-	-	-	-	-	-	-	-	340,600	-	340,600
CE	PUBLIC LIBRARY	LIBRARY	3160 16TH STREET NW	MT. PLEASANT LIBRARY		10,486	52,275	-	-	-	19,911	72,186	899	-	-	-	83,571
CE	PUBLIC LIBRARY	LIBRARY	3260 R ST NW	GEORGETOWN		10,486	52,261	13,693	-	-	38,282	104,235	1,951	-	-	-	116,672
CE	PUBLIC LIBRARY	LIBRARY	330 7TH ST NE	NORTHEAST LIBRARY		66,623	5,876	1,815	-	-	2,238	9,930	132	-	-	-	76,685
CE	PUBLIC LIBRARY	LIBRARY	3310 CONNECTICUT AVENUE NW	CLEVELAND PARK LIBRARY		103,609	21,435	9,117	-	-	1,103	31,655	547	-	-	-	135,811
CE	PUBLIC LIBRARY	LIBRARY	3935 BENNING ROAD NE	BENNING BRANCH		60,185	113,550	-	-	-	43,249	156,799	6,044	-	-	-	223,028
CE	PUBLIC LIBRARY	LIBRARY	403 7TH STREET SE	SOUTHEAST BRANCH LIBRARY		51,632	18,508	1,663	-	-	7,049	27,220	347	-	-	-	79,199
CE	PUBLIC LIBRARY	LIBRARY	416 CEDAR STREET NW	TAKOMA PARK LIBRARY		22,119	13,202	11,744	-	-	5,029	29,975	426	-	-	-	52,520
CE	PUBLIC LIBRARY	LIBRARY	4200 KANSAS AVENUE NW	PETWORTH		10,486	47,080	322	-	-	17,932	65,335	815	-	-	-	76,636
CE	PUBLIC LIBRARY	LIBRARY	4450 WISCONSIN AVENUE NW	TENLEY		21,149	53,360	6,151	-	-	20,324	79,834	1,022	-	-	-	102,005
CE	PUBLIC LIBRARY	LIBRARY	4901 V STREET NW	PALISADES LIBRARY		69,556	24,474	13,554	-	-	9,322	47,350	651	-	-	-	117,557
CE	PUBLIC LIBRARY	LIBRARY	5001 CENTRAL AV SE	CAPITAL VIEW LIBRARY		10,486	24,795	19,050	-	-	892	44,738	769	-	-	-	55,993
CE	PUBLIC LIBRARY	LIBRARY	5401 SOUTH DAKOTA AVENUE NE	LAMOND RIGGS LIBRARY		10,486	27,098	12,707	-	-	21,643	61,448	1,146	-	-	-	73,080
CE	PUBLIC LIBRARY	LIBRARY	5625 CONNECTICUT AV NW	CHEVY CHASE		59,760	37,778	16,036	-	-	34,579	88,393	1,664	-	-	-	149,817
CE	PUBLIC LIBRARY	LIBRARY	7420 GEORGIA AVENUE NW	SHEPHERD PARK LIBRARY		10,486	31,229	5,836	-	-	4,854	41,919	740	-	-	-	53,145
CE	PUBLIC LIBRARY	LIBRARY	900 WESLEY PLACE SW	SOUTHWEST BRANCH - LIBRARY		10,486	33,263	12,074	-	-	12,669	58,006	776	-	-	-	69,268
CE	PUBLIC LIBRARY	LIBRARY	901 G ST NW	M.L. KING JR. LIBRARY		10,486	1,360,031	-	-	138,450	12,228	1,510,708	72,657	-	-	-	1,593,851
CE	PUBLIC LIBRARY		AUTO FUEL	AUTO FUEL		-	-	-	-	-	-	-	-	-	-	53,845	53,845
CE Total						651,081	2,258,891	161,909	-	138,450	300,746	2,859,996	103,991	251,726	539,207	53,845	4,459,846

DC Public Library - FY16 Water Data

BUILDING NAME	SERVICE ADDRESS	ACCOUNT #	AG Codes	CONS Sep 16	EXPEN Sep 16	FY16 TOTAL CONSUMPTION	FY16 TOTAL EXPENDITURES	COMMENTS
M.L. King Jr. Library	901 G St NW	33127	CE	1,406	\$ 16,726.22	12229	\$ 151,578.96	
Chevy Chase Library	5625 Connecticut Ave NW	79075	CE	45	\$ 2,145.54	245	\$ 20,421.60	
Petworth Library	4200 Kansas Ave NW	79087	CE	13	\$ 486.45	184	\$ 5,547.09	
Palisades Library	4901 V St NW	79100	CE	67	\$ 1,232.94	547	\$ 11,969.18	
Takoma Park Library	416 Cedar St NW	79105	CE	30	\$ 482.64	163	\$ 3,702.18	
Mt. Pleasant Library	1600 Lamont St NW	79131	CE	157	\$ 1,923.32	3089	\$ 34,642.73	
West End Library	1101 24th St NW	79136	CE			0	\$ -	closed
Georgetown Library	3260 R St NW	79184	CE	25	\$ 668.88	1775	\$ 21,614.25	
Tenley Library	4450 Wisconsin Ave NW	79225	CE	28	\$ 1,092.55	557	\$ 13,954.56	
Cleveland Park Library	3310 Conn Ave NW	79226	CE	27	\$ 701.51	200	\$ 6,954.17	
Shepherd Park Library (Juanita E. Thornton)	7420 Georgia Ave NW	79922	CE	16	\$ 666.54	184	\$ 7,692.42	
Capital View Branch	5001 Central Ave SE	102862	CE	-612	\$ (5,629.67)	1014	\$ 16,082.10	
Anacostia Interim Library	1800 Good Hope Rd SE	102878	CE	25	\$ 1,324.91	193	\$ 11,974.31	
Southeast Branch	647 7th St SE	102935	CE	16	\$ 303.62	212	\$ 3,805.77	
Francis A Gregory Library	3660 Alabama Ave SE	102941	CE	10	\$ 208.74	119	\$ 2,286.54	
Southwest Branch	900 Wesley Pl SW	106014	CE	86	\$ 1,609.75	636	\$ 14,641.59	
Southeast Branch	403 7TH ST SE	106029	CE	42	\$ 479.44	253	\$ 3,107.05	
Bellevue Library (formerly Wash Highland)	115 Atlantic St SW	106030	CE	0	\$ 346.85	0	\$ 4,782.39	
Lamont-Riggs Library	5401 S Dakota Ave NE	140801	CE	16	\$ 900.26	177	\$ 9,995.45	
Woodridge Library	1801 Hamlin St NE	140835	CE			0	\$ -	closed
Northeast Library	330 7th St NE	140855	CE	12	\$ 394.26	242	\$ 5,493.00	
Benning Branch Library	3935 Benning Rd NE	140877	CE	16	\$ 1,047.27	198	\$ 11,791.97	
Benning Interim Library	4101 Benning Rd NE	205099	CE			0	\$ -	closed
Woodridge Library	1790 Douglas St NE	217272	CE	15	\$ 174.10	399	\$ 4,246.44	
Watha T Daniel/ Shaw Interim	945 Rhode Island Ave NW	219594	CE			0	\$ -	closed
Watts Branch Library	4215 N H Burroughs Ave NE	219806	CE	0	\$ 232.00	0	\$ 2,825.31	
Watha T Daniel/ Shaw Library	1630 7th St NW	221573	CE	37	\$ 941.75	459	\$ 10,505.37	
Benning Branch Library	3935 Benning Rd NE	223442	CE			0	\$ -	closed
Bellevue Library (formerly Wash Highland)	115 Atlantic St SW	267039	CE	14	\$ 249.02	142	\$ 2,512.79	
SUB-TOTAL				1,491	\$ 28,708.89	23,217	\$ 382,127.22	

DC PUBLIC LIBRARY - WASHINGTON GAS

FY2016

Code	Service Address	WG Acct #	CONS Oct 15	EXPEN Oct 15	CONS Nov 15	EXPEN Nov 15	CONS Dec 15	EXPEN Dec 15	CONS Jan 16	EXPEN Jan 16	CONS Feb 16	EXPEN Feb 16	CONS Mar 16	EXPEN Mar 16	CONS Apr 16	EXPEN Apr 16	CONS May 16	EXPEN May 16	CONS Jun 16	EXPEN Jun 16	CONS Jul 16	EXPEN Jul 16	CONS Aug 16	EXPEN Aug 16	CONS Sep 16	EXPEN Sep 16	CONS Sep 16	EXPEN Sep 16 Actual	FY16 TOTAL CONSUMPTION	FY16 TOTAL EXPENDITURES	
CE	920 Wesley Pl SW	0006.630008		32.4	141.71	540.8	687.53	1,355.1	1,500.11	2,709.5	2,474.11	2,468.5	2,283.38	931.5	915.13	872.4	790.22	1,587.2	1,416.90	26.9	56.49	27.0	56.59	23.9	54.47					10,573.2	\$ 10,378.64
CE	403 7th St SE	0023.027501		17.7	49.64	20.8	53.16	54.2	62.74	270.1	266.84	69.3	92.25	156.3	166.52	21.9	36.12	11.4	27.05	9.3	25.23	9.3	25.23	8.3	24.63					648.6	\$ 829.41
CE	115 Atlantic St SW	0065.006405		67.9	104.29	164.4	209.40	243.6	276.46	573.7	533.31	524.9	494.72	42.0	68.48	0.0	17.10	45.3	56.64	0.0	17.10	0.0	17.10	0.0	17.27					1,661.8	\$ 1,811.87
CE	1800 Good Hope Rd SE	0069.070027		70.0	159.89	256.9	362.51	443.7	525.32	1,046.7	1,006.67	865.2	842.51	463.2	487.60	607.5	560.29	464.7	438.76	0.0	33.00	0.0	33.33	0.0	33.33					4,217.9	\$ 4,483.21
CE	3660 Ala Ave SE	0080.186034		80.5	173.84	642.7	778.87	1,119.2	1,218.71	1,153.0	1,111.21	1,000.7	963.83	941.1	905.22	1,059.7	952.79	1,027.8	930.43	37.2	65.48	12.5	44.64	4.2	37.15					7,078.6	\$ 7,182.17
CE	5001 Central Ave SE	0125.017004	15.5	49.90	381.8	527.91	961.9	1,110.06	1,946.2	2,212.08	2,791.0	2,588.86	2,411.9	2,232.57	1,046.3	1,030.64	740.9	676.09	1,069.2	966.89	9.3	41.13	12.5	44.34	8.3	40.74			11,394.8	\$ 11,520.91	
CE	500 Cedar St NW	0230.144503		7.2	40.63	611.8	748.94	1,726.3	1,950.78	1,852.8	2,062.66	2,533.2	2,338.60	1,687.8	1,591.91	958.8	945.72	185.6	194.27	8.3	42.15	7.2	39.84	5.2	38.16					9,584.4	\$ 9,993.56
CE	5401 S Dakota Ave NE	0236.050514		21.7	49.14	268.3	375.13	1,014.8	1,179.12	1,295.8	1,483.77	1,821.0	1,541.61	980.9	959.55	489.3	523.67	21.8	51.93	21.7	52.61	17.6	48.40	17.7	49.08					5,970.6	\$ 6,314.10
CE	1547 Alabama Ave SE	0263.008104		85.5	125.68	278.7	334.92	317.3	357.04	700.9	647.13	600.3	564.37	172.9	184.77	163.4	158.92	40.7	52.65	1.2	18.16	1.2	18.16	1.2	18.35					2,363.3	\$ 2,480.15
CE	7420 Georgia Ave NW	0342.326709		0.0	33.33	1.0	72.69	0.0	71.98	208.0	294.96	634.4	626.11	434.9	453.90	34.4	105.08	0.0	33.00	0.0	33.24	0.0	33.00	0.0	33.33					1,312.7	\$ 1,790.60
CE	4200 Kansas Ave NW	0365.000207		127.2	152.67	62.6	92.83	478.6	540.96	426.1	418.79	581.2	512.88	226.2	227.99	145.7	155.01	27.0	40.95	51.7	62.70	46.6	57.94	29.1	43.26					2,202.0	\$ 2,305.70
CE	1630 7th St NW	0442.000212		60.0	80.58	119.8	148.17	132.8	164.09	155.3	161.70	145.2	91.18	111.8	119.29	95.8	104.95	40.6	52.16	10.3	26.63	5.2	21.85	2.1	19.29					851.7	\$ 989.89
CE	3160 16th St NW	0500.397518		1.0	34.05	48.0	135.95	519.4	642.04	1,337.0	1,480.83	2,000.1	1,812.51	798.7	792.62	577.8	2,433.78	35.3	63.84	4.1	0.00	1.0	33.88	1.0	33.88					5,320.4	\$ 7,463.18
CE	3260 R St NW	0569.407018		8.3	42.27	186.2	297.85	712.3	864.17	964.0	1,103.75	1,316.7	1,153.80	482.8	530.85	759.9	663.08	476.0	446.15	99.2	123.70	0.0	34.24	0.0	34.86					5,005.4	\$ 5,294.72
CE	4901 V St NW	0596.185108		161.2	204.21	547.0	709.91	2,066.9	2,347.18	2,497.7	2,707.23	3,919.7	3,583.87	1,317.7	1,303.46	695.4	744.56	206.4	212.15	12.4	45.86	10.4	42.68	10.4	42.78					11,445.2	\$ 11,943.89
CE	4450 Wisc Ave NW	0611.232513		3.1	20.73	83.7	135.44	136.0	181.84	241.5	277.89	927.2	794.08	549.1	516.42	182.2	198.75	76.7	83.65	2.1	19.76	50.8	61.71	54.0	64.55					2,316.4	\$ 2,356.82
CE	3300 Conn Ave NW	0626.005003		113.5	153.84	639.2	787.62	798.1	945.98	1,366.1	1,461.04	1,161.3	1,133.94	724.2	732.63	249.6	312.47	41.4	68.93	36.2	65.41	35.3	64.06	33.2	62.77					5,218.3	\$ 5,796.69
CE	3625 Conn Ave NW	0656.318508		208.2	253.20	1,875.6	2,136.99	1,910.3	2,197.20	3,513.3	3,933.57	2,570.4	2,424.13	1,591.1	1,558.81	986.7	989.85	653.7	600.39	25.8	60.95	18.7	50.03	5.2	38.44					13,329.0	\$ 14,243.56
	SUB-TOTAL			15.5	\$ 49.90	1,447.2	\$2,347.61	7,319.4	\$ 9,158.07	14,974.8	\$ 17,237.78	23,102.5	\$ 24,044.22	25,572.2	\$ 23,496.34	12,655.5	\$ 12,547.79	8,611.6	\$ 10,368.45	6,010.8	\$ 5,737.84	355.7	\$ 789.60	255.3	\$ 727.11	203.8	\$ 686.36	0.0	\$ -	100,524.3	\$ 107,181.07

DC Public Library - FY16 Electric Data

Agency Code	Building Name	Account #	Service Address	EXPENDITURES SEPTEMBER 16	CONSUMPTIONS SEPTEMBER 16	EXPENDITURE TOTAL	CONSUMPTION TOTAL
CE	West End Interim Library	50002455421	2516 Virginia Ave NW	934.66	7,280	8,987.67	73,000
CE	Parkland Turner Library	55012470534	1547 Alabama AveSe	642.13	5,807	4,785.83	43,259
CE	Parkland Turner Library	55012471391	1549 Alabama AveSe	372.24	3,274	2,599.05	22,291
CE	Petworth Library	55013921758	4200 Kansas Ave NW	0.00	0	53,332.24	448,560
CE	Benning Neighborhood Lib	55014571818	3935 Benning Rd NE	12,198.60	110,560	104,383.93	931,040
CE	Anacostia Library	55015393295	1800 Good Hope Rd SE	4,383.18	35,680	44,894.85	357,280
CE	Woodridge Interim Library	55015413697	1770-T Douglas St NE	581.69	5,368	8,688.13	83,454
CE	Francis A Gregory Neighbor	55016463766	3660 Alabama Ave SE	4,325.70	30,160	46,099.84	335,040
CE	Watha T Daniels Library	55016472965	1701 8th St NW	8,336.68	72,800	90,199.36	763,760
CE	Bellevue Library	55016536181	115 Atlantic St SW	7,162.10	57,440	43,361.61	513,087
CE	Shepherd Park Library	55017360987	7420 Georgia Ave NW	0.00	0	32,259.56	258,880
CE	Lamond Riggs Library	55019387756	5401 S Dakota Ave NE	4,669.53	37,120	32,245.83	257,440
CE	Cleveland Park Library	55019745961	3310 Conn Ave NW	2,529.98	20,000	20,299.27	158,640
CE	Mt. Pleasant Library	55019767759	3160 16th St NW	6,611.97	59,360	50,476.03	424,480
CE	Chevy Chase Library	55019799976	5625 Conn Ave NW	5,127.92	44,480	41,284.42	335,840
CE	Takoma Park Library	55019819709	100 5th and Cedar St NW	1,814.68	14,400	12,126.37	95,040
CE	Georgetown Library	55020095760	3260 R St NW	6,199.88	53,600	51,061.84	427,040
CE	Palisades Library	55020169250	4901 V St NW	5,249.15	41,520	37,606.42	302,320
CE	Southwest Branch	55021033810	301 K St SW LOC Lib	0.00	0	54,634.09	129,200
CE	Capital View Branch	55021127059	5001 Central Ave SE	3,406.33	26,800	26,689.48	212,560
CE	Northeast Library	55021171479	100 7th & MD Av NE	4,032.70	2,016	48,199.75	365,056
CE	Southeast Branch	55021245760	403 7th St SE	2,218.76	17,600	19,492.78	157,120
CE	Tenley Library	55021314988	4450 Wisconsin Ave NW	7,659.82	68,480	65,380.21	540,000
CE	M.L. King Jr. Library	55021489756	901 G St NW Loc Lib	113,058.02	1,223,916	966,909.08	10,278,065
				201,515.72	1,937,661	\$ 1,865,997.64	17,512,452

DC PUBLIC LIBRARY - STEAM

FY2016

Code	Building Name	Building Address	File #	Bldg #	RWA #	CONS Oct 15	EXPEN Oct 15	CONS Nov 15	EXPEN Nov 15	CONS Dec 15	EXPEN Dec 15	CONS Jan 16	EXPEN Jan 16	CONS Feb 16	EXPEN Feb 16	CONS Mar 16	EXPEN Mar 16	CONS Sep 16	EXPEN Sep 16	FY16 TOTAL CONSUMPTION	FY16 TOTAL EXPENDITURES
CE	Martin Luther King Jr Library	901 G St NW	114	DC1278ZZ	C1414831	296.0	\$ 11,514.40	734.5	\$ 28,572.05	770.0	\$ 29,953.00	968.0	\$ 37,655.20	1,959.0	\$ 76,205.10	889.0	\$ 34,582.10	0.0	\$ 100.00	6090.5	\$ 237,020.45

Agency Code	Agency Name	OCT 2015	NOV 2015	DEC 2015	JAN 2016
CE	Public Library	16621.75	16619.08	16620.92	16618.85
CE	Public Library	27581.74	27581.74	28347.80	28347.80
					44,966.65

DC PUBLIC LIBRARY - WASHINGTON GAS

FY2017

Code	Service Address	WG Acct #	CONS Dec 16	EXPEN Dec 16	FY17 TOTAL CONSUMPTION	FY17 TOTAL EXPENDITURES
CE	920 Wesley Pl SW	0006.630008	1,502.4	1,417.82	1,557.3	\$ 1,606.44
CE	403 7th St SE	0023.027501	20.8	42.85	38.4	\$ 100.18
CE	115 Atlantic St SW	0065.006405	221.4	226.55	260.8	\$ 311.21
CE	1800 Good Hope Rd SE	0069.070027	661.8	642.43	908.9	\$ 954.44
CE	3660 Ala Ave SE	0080.186034	1,152.3	1,071.91	1,274.4	\$ 1,276.73
CE	5001 Central Ave SE	0125.017004	1,278.0	1,226.66	1,442.6	\$ 1,513.90
CE	1801 R I Ave NE	0180.009029	25.5	3.02	57.5	\$ 120.09
CE	500 Cedar St NW	0230.144503	331.9	394.51	343.3	\$ 470.96
CE	5401 S Dakota Ave NE	0236.050514	23.8	104.06	66.3	\$ 207.95
CE	1547 Alabama Ave SE	0263.008104	214.4	224.14	252.7	\$ 311.35
CE	7420 Georgia Ave NW	0342.326709	0.0	34.55	0.0	\$ 69.08
CE	4200 Kansas Ave NW	0365.000207	226.9	233.30	398.7	\$ 419.18
CE	1630 7th St NW	0442.000212	112.9	120.74	180.2	\$ 214.34
CE	3160 16th St NW	0500.397518	2,824.2	1,335.30	3,066.1	\$ 1,612.88
CE	3260 R St NW	0569.407018	995.6	945.66	1,272.4	\$ 1,255.45
CE	4901 V St NW	0596.185108	159.5	280.54	189.6	\$ 373.44
CE	4450 Wisc Ave NW	0611.232513	472.4	458.49	625.3	\$ 628.10
CE	3300 Conn Ave NW	0626.005003	0.0	0.59	62.1	\$ 116.21
CE	5625 Conn Ave NW	0656.318508	1,137.5	1,130.48	1,180.0	\$ 1,234.35
	SUB-TOTAL		11,361.3	\$ 9,893.60	13,176.6	\$ 12,796.28

DC Public Library - FY17 Water Data

BUILDING NAME	SERVICE ADDRESS	ACCOUNT #	AG Codes	CONS Dec 16	EXPEN Dec 16	FY17 TOTAL CONSUMPTION	FY17 TOTAL EXPENDITURES	COMMENTS
M.L. King Jr. Library	901 G St NW	33127	CE	627	\$ 9,218.86	2887	\$ 37,764.44	
Chevy Chase Library	5625 Connecticut Ave NW	79075	CE	20	\$ 1,969.87	100	\$ 6,313.85	
Petworth Library	4200 Kansas Ave NW	79087	CE	15	\$ 446.83	57	\$ 1,526.61	
Palisades Library	4901 V St NW	79100	CE	16	\$ 748.32	86	\$ 2,623.30	
Takoma Park Library	416 Cedar St NW	79105	CE	13	\$ 319.90	57	\$ 1,138.08	
Mt. Pleasant Library	1600 Lamont St NW	79131	CE	263	\$ 3,120.02	535	\$ 6,630.44	
Georgetown Library	3260 R St NW	79184	CE	25	\$ 703.07	75	\$ 2,099.61	
Tenley Library	4450 Wisconsin Ave NW	79225	CE	27	\$ 983.24	88	\$ 3,012.05	
Cleveland Park Library	3310 Conn Ave NW	79226	CE			20	\$ 919.57	
Shepherd Park Library (Juanita E. Thornton)	7420 Georgia Ave NW	79922	CE	48	\$ 1,028.63	84	\$ 2,444.25	
Capital View Branch	5001 Central Ave SE	102862	CE	6	\$ 610.44	34	\$ 1,993.33	
Anacostia Interim Library	1800 Good Hope Rd SE	102878	CE	18	\$ 1,277.16	68	\$ 3,970.54	
Southeast Branch	647 7th St SE	102935	CE	19	\$ 351.69	72	\$ 1,205.16	
Francis A Gregory Library	3660 Alabama Ave SE	102941	CE	9	\$ 186.24	30	\$ 587.01	
Southwest Branch	900 Wesley Pl SW	106014	CE	21	\$ 951.64	95	\$ 3,177.16	
Southeast Branch	403 7TH ST SE	106029	CE	36	\$ 428.03	116	\$ 1,358.41	
Bellevue Library (formerly Wash Highland)	115 Atlantic St SW	106030	CE	0	\$ 376.14	0	\$ 1,128.42	
Lamont-Riggs Library	5401 S Dakota Ave NE	140801	CE	11	\$ 841.16	43	\$ 2,623.22	
Northeast Library	330 7th St NE	140855	CE	35	\$ 639.89	95	\$ 1,802.17	
Benning Branch Library	3935 Benning Rd NE	140877	CE	9	\$ 966.65	42	\$ 3,089.97	
Woodridge Library	1790 Douglas St NE	217272	CE	4	\$ 63.90	7	\$ 137.99	
Watts Branch Library	4215 N H Burroughs Ave NE	219806	CE	0	\$ 251.59	0	\$ 754.77	
Watha T Daniel/ Shaw Library	1630 7th St NW	221573	CE	34	\$ 899.47	108	\$ 2,747.31	
Bellevue Library (formerly Wash Highland)	115 Atlantic St SW	267039	CE	11	\$ 207.34	36	\$ 648.87	
Woodridge Library	1801 Hamlin St NE	297154	CE	48	\$ 1,802.40	48	\$ 1,802.40	
SUB-TOTAL				1,315	\$ 28,392.48	4,783	\$ 91,498.93	

DC PUBLIC LIBRARY - STEAM

FY2017

Code	Building Name	Building Address	File #	Bldg #	RWA #	CONS Dec 16	EXPEN Dec 16	FY17 TOTAL CONSUMPTION	FY17 TOTAL EXPENDITURES
CE	Martin Luther King Jr Library	901 G St NW	114	DC1278ZZ	C1594065	1,353.0	\$ 52,631.70	1363.0	\$ 53,020.70

DC Public Library - FY17 Electric Data

Agency Code	Building Name	Account #	Service Address	EXPENDITURES DECEMBER 16	CONSUMPTIONS DECEMBER 16	EXPENDITURE TOTAL	CONSUMPTION TOTAL
CE	West End Interim Library	50002455421	2516 Virginia Ave NW	843.46	6,960	2,350.09	18,920
CE	Woodridge Library	50005552711	1801 Hamlin St NE	0.00	0	0.00	0
CE	Parkland Turner Library	55012470534	1547 Alabama AveSe	234.34	2,086	715.78	6,280
CE	Parkland Turner Library	55012471391	1549 Alabama AveSe	206.43	1,810	666.84	5,806
CE	Petworth Library	55013921758	4200 Kansas Ave NW	4,539.04	38,480	13,975.54	119,520
CE	Benning Neighborhood Library	55014571818	3935 Benning Rd NE	6,269.89	83,680	25,984.49	252,800
CE	Anacostia Library	55015393295	1800 Good Hope Rd SE	3,051.05	23,840	9,760.92	74,400
CE	Woodridge Interim Library	55015413697	1770-T Douglas St NE	0.00	0	219.67	1,873
CE	Francis A Gregory Neighborhood Library	55016463766	3660 Alabama Ave SE	2,866.97	19,920	10,357.88	69,680
CE	Watha T Daniels Library	55016472965	1701 8th St NW	7,881.85	66,640	22,424.07	187,680
CE	Bellevue Library	55016536181	115 Atlantic St SW	4,097.50	34,240	22,512.83	106,800
CE	Shepherd Park Library	55017360987	7420 Georgia Ave NW	1,918.19	15,680	6,966.46	55,680
CE	Lamond Riggs Library	55019387756	5401 S Dakota Ave NE	1,877.43	15,840	7,633.35	60,960
CE	Cleveland Park Library	55019745961	3310 Conn Ave NW	0.00	0	1,879.52	14,400
CE	Mt. Pleasant Library	55019767759	3160 16th St NW	4,403.25	37,280	14,649.16	123,200
CE	Chevy Chase Library	55019799976	5625 Conn Ave NW	3,156.95	25,120	10,898.49	87,440
CE	Takoma Park Library	55019819709	100 5th and Cedar St NW	680.28	5,360	3,161.82	25,040
CE	Georgetown Library	55020095760	3260 R St NW	4,787.36	41,120	15,055.29	126,880
CE	Palisades Library	55020169250	4901 V St NW	2,807.59	23,840	8,315.99	67,360
CE	Southwest Branch	55021033810	301 K St SW LOC Lib	0.00	0	0.00	25,360
CE	Capital View Branch	55021127059	5001 Central Ave SE	1,486.23	12,240	4,880.34	38,640
CE	Northeast Library	55021171479	100 7th & MD Av NE	4,289.72	36,160	9,989.94	82,320
CE	Southeast Branch	55021245760	403 7th St SE	1,291.34	10,800	4,034.98	32,720
CE	Tenley Library	55021314988	4450 Wisconsin Ave NW	4,665.37	36,480	17,396.62	143,840
CE	M.L. King Jr. Library	55021489756	901 G St NW Loc Lib	76,465.56	801,209	244,142.65	2,566,237
				137,819.80	1,338,785	\$ 457,972.72	4,293,838

Agency Code	Agency Name	Agency Fund	Fund Name	FY16 Telecom Estimate
AA	AA - Executive Office of the Mayor	0100	Local	\$ 224,301.65
AD	AD - Office of the Inspector General	0100	Local	\$ 97,460.92
AE	AE - Office of the City Administrator/Deputy Mayor for Operati	0100	Local	\$ 66,955.40
AF	AF - Contract Appeals Board	0100	Local	\$ 17,112.73
AG	AG - Office of Government Ethics and Accountability	0100	Local	\$ 35,192.62
AM	AM - Department General Services	0100	Local	\$ 779,803.53
AP	AP - Office on Asian and Pacific Islander Affairs	0100	Local	\$ 13,164.08
AS	AS - Office of Finance and Resource Management	0100	Local	\$ 32,890.70
AT	AT - Office of the Chief Financial Officer	0100	Local	\$ 937,444.05
BA	BA - Office of the Secretary	0100	Local	\$ 34,601.53
BD	BD - Office of Planning	0100	Local	\$ 41,967.18
BE	BE - DC Department of Human Resources	0100	Local	\$ 110,467.87
BJ	BJ - Office of Zoning	0100	Local	\$ 11,922.98
BN	BN - Emergency Management Agency	0100	Local	\$ 450,593.59
BX	BX - Commission on the Arts and Humanities	0100	Local	\$ 43,506.79
BY	BY - Office on Aging	0100	Local	\$ 128,616.33
BZ	BZ - Office on Latino Affairs	0100	Local	\$ 15,248.80
CE	CE - DC Public Library	0100	Local	\$ 324,782.79
CH	CH - Office of Employee Appeals	0100	Local	\$ 10,849.81
CJ	CJ - Office of Campaign Finance	0100	Local	\$ 22,680.33
CQ	CQ - Office of Tenant Advocate	0100	Local	\$ 39,712.06
CR	CR - Department of Consumer and Regulatory Affairs	0100	Local	\$ 276,732.95
DA	DA - Board of Real Property Assessment and Appeals	0100	Local	\$ 20,721.33
DL	DL - Board of Elections and Ethics	0100	Local	\$ 135,685.70
EB	EB - Office of the Deputy Mayor for Planning and Economic Dev	0100	Local	\$ 178,590.06
FA	FA - Metropolitan Police Department	0100	Local	\$ 3,428,338.47
FB	FB - Fire and Emergency Medical Services Department	0100	Local	\$ 886,627.71
FE	FE - Victims Services	0100	Local	\$ 5,521.71
FH	FH - Office of Citizen Complaint Review	0100	Local	\$ 27,388.48
FJ	FJ - Criminal Justice Coordinating Council	0100	Local	\$ 23,007.28
FL	FL - Department of Corrections	0100	Local	\$ 486,818.49
FO	FO - Justice Grants Administration	0100	Local	\$ 6,712.77

FR	Department of Forensic Science	0100	Local	\$	131,451.36
FS	FS - ADMINISTRATIVE HEARINGS, OFFICE OF	0100	Local	\$	82,874.74
FX	FX - Medical Examiner, Office of the Chief	0100	Local	\$	105,247.74
FZ	FZ - District of Columbia Sentencing Commission	0100	Local	\$	3,922.10
GE	GE - DC State Board of Education	0100	Local	\$	9,752.27
GW	GW - Deputy Mayor for Education	0100	Local	\$	20,619.97
HA	HA - Department of Parks and Recreation	0100	Local	\$	823,478.82
HM	HM - Human Rights, Office of	0100	Local	\$	34,862.25
JR	JR - OFFICE OF DISABILITY RIGHTS	0100	Local	\$	7,257.71
JZ	JZ - Department of Youth Rehabilitation Services	0100	Local	\$	507,836.47
KA	KA - District Department of Transportation	0100	Local	\$	1,628,075.66
KG	KG - District Department of the Environment	0100	Local	\$	309,150.88
KT	KT - Department of Public Works	0100	Local	\$	1,348,487.11
PO	PO - Office of Contracting and Procurement	0100	Local	\$	254,216.33
RK	RK - Risk Management	0100	Local	\$	17,399.58
TC	TC - DC Taxicab Commission	0100	Local	\$	58,896.05
TK	TK - Office of Motion Picture and Television Development	0100	Local	\$	15,366.33
TO	TO - Office of the Chief Technology Officer	0100	Local	\$	1,313,342.60
VA	VA - Mayor's Office of Veterans Affairs	0100	Local	\$	5,264.13
HI	HI - Health Benefit Exchange Authority	1150	Special Purpose	\$	301,141.71
AC	AC - Office of the DC Auditor	2308	Intra District	\$	13,742.48
CB	CB - Office of Attorney General	2308	Intra District	\$	359,165.52
CF	CF - Department of Employment Services	2308	Intra District	\$	850,210.43
CG	CG - Public Employee Relations Board	2308	Intra District	\$	17,158.35
CT	CT - Office of Cable Television and Telecommunications	2308	Intra District	\$	111,248.10
DB	DB - Department of Housing and Community Development	2308	Intra District	\$	151,539.36
DC	DC - DC Lottery and Charitable Games Control Board	2308	Intra District	\$	262,758.78
DH	DH - Public Service Commission	2308	Intra District	\$	78,184.13
DJ	DJ - Office of the People's Counsel	2308	Intra District	\$	36,580.23
DQ	DQ - Commission on Judicial Disabilities and Tenure	2308	Intra District	\$	8,518.69
DV	DV - Judicial Nomination Commission	2308	Intra District	\$	6,609.70
EN	EN - Office of Local Business Development	2308	Intra District	\$	62,551.42
FQ	FQ - Deputy Mayor for Public Safety and Justice	2308	Intra District	\$	16,071.99
GA	GA - DC Public Schools	2308	Intra District	\$	3,577,143.68

GD	GD - The Office of the State Superintendent of Education	2308	Intra District	\$	574,024.87
GO	GO - SPECIAL EDUCATION TRANSPORTATION	2308	Intra District	\$	481,937.46
HC	HC - Department of Health	2308	Intra District	\$	1,474,733.20
HG	HG - Executive Office of the Deputy Mayor for health & Human	2308	Intra District	\$	20,167.86
HT	HT - DEPARTMENT OF HEALTH CARE FINANCE	2308	Intra District	\$	185,840.74
JA	JA - Department of Human Services	2308	Intra District	\$	1,521,595.13
JM	JM - Department of Disability Services	2308	Intra District	\$	499,111.56
KV	KV - Department of Motor Vehicles	2308	Intra District	\$	336,088.46
LQ	LQ - Alcoholic Beverage Regulation Administration	2308	Intra District	\$	78,322.10
RL	RL - Child and Family Services	2308	Intra District	\$	10,382.40
RM	RM - Department of Mental Health	2308	Intra District	\$	996,317.74
SR	SR - Department of Insurance, Securities and Banking	2308	Intra District	\$	94,203.56
UC	UC - Office of Unified Communications	2308	Intra District	\$	1,929,029.62

\$ 29,647,302.03

FY2017 YTD RENT PAYMENT HISTORY WITH AGENCY ALLOCATION								
File Id	Address	Agency Code	Agency Name	OCT 2016	NOV 2016	DEC 2016	JAN 2017	Total Expense
0812	1523-1571 Alabama Avenue, SE	CE	Public Library	\$17,192.22	\$17,031.86	\$17,031.86	\$17,031.86	\$68,287.80
1110	2600 Virginia Avenue, NW	CE	Public Library	\$28,347.80	\$28,347.80	\$29,136.84	\$29,136.84	\$114,969.28

\$137,088.38

FY 2017 TELECOM ESTIMATES

3% INCREASE			OFRM RECOMMENDATION		
Fund	Agency Code	Agency Name	FY17 Telecom Estimates TOTAL	NON-DCNET (OFRM)	DCNET (OCTO)
Intra District	AC	AC - Office of the DC Auditor	13,898.87	3,136.03	10,762.84
Intra District	CB	CB - Office of Attorney General	365,425.43	101,671.54	263,753.89
Intra District	CF	CF - Department of Employment Services	888,959.19	445,444.45	443,514.73
Intra District	CG	CG - Public Employee Relations Board	22,949.68	9,526.76	13,422.92
Intra District	CT	CT - Office of Cable Television and Telecommunications	111,697.33	84,950.38	26,746.94
Intra District	DB	DB - Department of Housing and Community Development	165,968.15	98,351.16	67,616.99
Intra District	DC	DC - DC Lottery and Charitable Games Control Board	264,372.46	153,493.74	110,878.72
Intra District	DH	DH - Public Service Commission	79,342.03	32,632.76	46,709.27
Intra District	DJ	DJ - Office of the People's Counsel	67,055.79	35,213.96	31,841.83
Intra District	DQ	DQ - Commission on Judicial Disabilities and Tenure	8,518.69	2,430.64	6,088.05
Intra District	DV	DV - Judicial Nomination Commission	6,681.70	1,737.70	4,944.00
Intra District	EN	EN - Office of Local Business Development	62,658.70	46,878.07	15,780.63
Intra District	FQ	FQ - Deputy Mayor for Public Safety and Justice	31,747.10	11,887.98	19,859.12
Intra District	GA	GA - DC Public Schools	3,584,500.58	3,174,640.09	409,860.49
Intra District	GD	GD - The Office of the State Superintendent of Education	613,043.22	393,870.05	219,173.16
Intra District	GO	GO - SPECIAL EDUCATION TRANSPORTATION	482,764.16	425,850.93	56,913.23
Intra District	HC	HC - Department of Health	1,477,735.48	1,007,000.57	470,734.91
Intra District	HG	HG - Executive Office of the Deputy Mayor for health & Human	20,167.86	16,013.87	4,153.99
Intra District	HT	HT - DEPARTMENT OF HEALTH CARE FINANCE	185,840.74	83,245.64	102,595.10
Intra District	JA	JA - Department of Human Services	1,581,492.16	905,478.03	676,014.13
Intra District	JM	JM - Department of Disability Services	500,965.92	371,494.58	129,471.34
Intra District	KV	KV - Department of Motor Vehicles	338,944.35	141,864.54	197,079.81
Intra District	LQ	LQ - Alcoholic Beverage Regulation Administration	79,906.13	23,606.08	56,300.05
Intra District	RL	RL - Child and Family Services	10,382.40	10,382.40	0.00
Intra District	RM	RM - Department of Mental Health	996,317.74	536,762.82	459,554.92
Intra District	SR	SR - Department of Insurance, Securities and Banking	94,915.65	45,693.81	49,221.84
Intra District	UC	UC - Office of Unified Communications	2,060,157.86	1,464,629.67	595,528.19
TOTAL INTRA-DISTRICT			14,116,409.34	9,627,888.26	4,488,521.08
Local	AA	AA - Executive Office of the Mayor	226,516.12	141,486.27	85,029.85
Local	AD	AD - Office of the Inspector General	97,460.92	43,102.82	54,358.10
Local	AE	AE - Office of the City Administrator/Deputy Mayor for Operatio	77,782.26	62,505.53	15,276.73
Local	AF	AF - Contract Appeals Board	17,259.23	7,199.79	10,059.43
Local	AG	AG - Office of Government Ethics and Accountability	35,598.10	7,677.76	27,920.34

Local	AM	AM - Department General Services	815,711.14	524,879.58	290,831.56
Local	AP	AP - Office on Asian and Pacific Islander Affairs	13,208.52	9,290.89	3,917.63
Local	AS	AS - Office of Finance and Resource Management	33,086.22	19,660.29	13,425.93
Local	AT	AT - Office of the Chief Financial Officer	990,325.74	400,622.66	589,703.08
Local	BA	BA - Office of the Secretary	34,729.02	25,925.61	8,803.41
Local	BD	BD - Office of Planning	42,390.30	13,263.09	29,127.21
Local	BE	BE - DC Department of Human Resources	110,990.59	60,867.72	50,122.88
Local	BJ	BJ - Office of Zoning	12,033.80	4,424.61	7,609.19
Local	BN	BN - Emergency Management Agency	450,593.59	393,578.85	57,014.74
Local	BX	BX - Commission on the Arts and Humanities	43,506.79	32,873.36	10,633.43
Local	BY	BY - Office on Aging	144,026.71	79,747.39	64,279.32
Local	BZ	BZ - Office on Latino Affairs	15,248.80	11,243.21	4,005.59
Local	CE	CE - DC Public Library	327,087.13	228,500.31	98,586.82
Local	CH	CH - Office of Employee Appeals	10,988.06	1,494.71	9,493.35
Local	CJ	CJ - Office of Campaign Finance	22,976.71	2,528.20	20,448.51
Local	CQ	CQ - Office of Tenant Advocate	40,085.76	14,376.46	25,709.29
Local	CR	CR - Department of Consumer and Regulatory Affairs	278,743.25	166,726.04	112,017.21
Local	DA	DA - Board of Real Property Assessment and Appeals	20,936.30	5,857.35	15,078.95
Local	DL	DL - Board of Elections and Ethics	136,188.80	101,593.41	34,595.39
Local	EB	EB - Office of the Deputy Mayor for Planning and Economic Dev	179,182.64	97,949.08	81,233.56
Local	FA	FA - Metropolitan Police Department	3,437,883.22	2,630,744.32	807,138.89
Local	FB	FB - Fire and Emergency Medical Services Department	897,594.38	618,293.60	279,300.77
Local	FE	FE - Victims Services	5,521.71	5,034.75	486.96
Local	FH	FH - Office of Citizen Complaint Review	27,648.74	9,777.17	17,871.57
Local	FJ	FJ - Criminal Justice Coordinating Council	23,114.86	15,727.53	7,387.32
Local	FL	FL - Department of Corrections	486,818.49	296,692.06	190,126.43
Local	FO	FO - Justice Grants Administration	6,712.77	5,354.21	1,358.56
Local	FR	Department of Forensic Science	134,911.54	57,712.02	77,199.52
Local	FS	FS - ADMINISTRATIVE HEARINGS, OFFICE OF	83,739.04	24,146.78	59,592.26
Local	FX	FX - Medical Examiner, Office of the Chief	105,927.20	59,270.67	46,656.53
Local	FZ	FZ - District of Columbia Sentencing Commission	3,972.58	506.46	3,466.11
Local	GE	GE - DC State Board of Education	10,197.47	6,442.01	3,755.46
Local	GW	GW - Deputy Mayor for Education	21,400.77	13,651.97	7,748.79
Local	HA	HA - Department of Parks and Recreation	828,005.64	507,604.04	320,401.60
Local	HM	HM - Human Rights, Office of	35,041.17	22,754.96	12,286.21
Local	JR	JR - OFFICE OF DISABILITY RIGHTS	7,605.11	3,898.96	3,706.15
Local	JZ	JZ - Department of Youth Rehabilitation Services	509,779.72	318,026.68	191,753.04
Local	KA	KA - District Department of Transportation	1,732,999.06	1,230,307.21	502,691.84
Local	KG	KG - District Department of the Environment	406,239.13	279,486.25	126,752.88
Local	KT	KT - Department of Public Works	1,405,541.04	1,202,605.31	202,935.73
Local	PO	PO - Office of Contracting and Procurement	291,165.96	216,304.07	74,861.89
Local	RK	RK - Risk Management	19,268.93	11,075.98	8,192.95
Local	TC	TC - DC Taxicab Commission	91,843.39	67,651.97	24,191.42

Local	TK	TK - Office of Motion Picture and Television Development	15,470.38	8,325.68	7,144.70
Local	TO	TO - Office of the Chief Technology Officer	1,318,090.55	852,460.74	465,629.81
Local	VA	VA - Mayor's Office of Veterans Affairs	5,774.83	4,476.16	1,298.67
	TOTAL LOCAL		16,088,924.17	10,925,706.61	5,163,217.56
Special Purpose	HI	HI - Health Benefit Exchange Authority	340,758.38	185,428.46	155,329.92
	TOTAL SPECIAL PURPOSE		340,758.38	185,428.46	155,329.92
	TOTAL		30,546,091.89	20,739,023.33	9,807,068.56

FY16 Telecom Budget

29,647,302.03

% Increase

103.03%

CEO/DCPL	FY16 - Budget	FY16 - Actual	FY17 - Budget
DCNET	96,282.48	96,282.48	98,586.82
NON-DCNET	228500.31	188,324.72	228,500.31
TOTAL	324,782.79	284,607.20	327,087.13

FY16 Costs

AGENCY CODE	CE
AGENCY NAME	Public Library

Sum of PAYMENT AMOUNT		
LEASE ADDRESS	EXPENSE TYPE	Total
1523-1571 Alabama Avenue, SE	Base Rent	167,289.52
	Operating	16,549.08
	RE Tax	17,231.04
	Utilities	181.70
1523-1571 Alabama Avenue, SE Total		201,251.34
2600 Virginia Avenue, NW	Base Rent	314,085.64
	Operating	24,555.84
2600 Virginia Avenue, NW Total		338,641.48
Grand Total		539,892.82

GENERAL QUESTIONS

Question Number 69

Describe any spending pressures that existed in FY16. In your response provide a narrative description of the spending pressure, how the spending pressure was identified, and how the spending pressure was remedied.

Early in FY16, the DC Public Library Financial Review Process Reports (FRP) outlined a potential FY16 budget pressure of up to \$1,750,000 to move library services and staff from the Martin Luther King Jr. Memorial Library (MLK Library) to three interim locations, while the library closes for modernization. This spending pressure emanated from an Office of Budget and Planning (OBP) opinion that, contrary to former assumptions, capital budget dollars cannot be used for moving costs. Ultimately, City management concluded that the use of capital budget dollars is appropriate to support the Library's relocation, thus, negating a potential deficit in FY17.

GENERAL QUESTIONS

Question Number 70

Identify potential areas where spending pressures may exist in FY17. Provide a detailed narrative of the spending pressure, including any steps that are being taken to minimize the impact on the FY17 budget.

The DC Public Library is not projecting a deficit at this time.

GENERAL QUESTIONS

Question Number 71

Provide a list of all FY16 full-time equivalent positions for DCPL, broken down by program and activity. In addition, for each position note whether the position is filled (and if filled, the name of the employee) or whether it is vacant. Finally, indicate the source of funds for each FTE (local, federal, special purpose, etc.).

Program Name	Activity Name	Posn Nbr	Title	Name	Source	FTE Count	
1000 - AMP	1010 - Personnel	00001505	Director, Human Resources	Ford-Kirven,Barbara L	Local	1.00	0
		00011935	Human Resources Specialist	Byrd,Delores Patricia	Local	1.00	0
		00015536	Human Resources Specialist	Hills,Cheryl L	Local	1.00	0
		00023322	Human Resources Assistant	Scott,Marlene Delores James	Local	1.00	0
		00025441	Human Resources Assistant	Cesar,Jacqueline Ann	Local	1.00	0
		00034943	Human Resources Specialist	Stafford,Lisa S	Local	1.00	0
		00041080	Deputy Director, Human Resources	Thomas,DeAnna G	Local	1.00	0
		00046475	Human Resources Specialist	Cooper,Carol G	Local	1.00	0
		00048796	Human Resources Assistant	Hopkins,Tahlita Lynn	Local	1.00	0
	1010 - Personnel Total					9.00	0
	1015 - Training and Employee Development	00047429	Workforce Training/ Development Mgr	Boynes,Nicole M.	Local	1.00	0
	1015 - Training and Employee Development Total					1.00	0
	1020 - Contracting and Procurement	00044648	Supervisory Contract Specialist	Bryant Wooden,Diane	Local	1.00	0
		00045601	Contract Specialist/Procurement	Abdullah Sr.,Ameer M	Local	1.00	0
		00045602	Contract Specialist	Martin,Darryn Andre	Local	1.00	0
	1020 - Contracting and Procurement Total					3.00	0
	1030 - Property Management	00025832	Staff Assistant	Dasai,Bridgette	Local	1.00	0
		00044645	Facilities Management Officer	Fuller,Kim Sebreana	Local	1.00	0
		00047431	Risk Manager	Healy,Patrick M.	Local	1.00	0
		00082380	Facilities Coordinator	Barnett,Gilbert A	Local	1.00	0
		00082386	Facilities Coordinator	Holmes,Jeffrey L	Local	1.00	0
	1030 - Property Management Total					5.00	0
	1040 - Information Technology	00013149	IT Specialist (Customer Support)	Jackson,Elizabeth Anne	Local	1.00	0
		00018325	IT Specialist (Network)	Busby,Michael B	Local	1.00	0
		00022786	IT Specialist (Customer Support)	Sydnor,Barry C	Local	1.00	0
		00025042	IT Specialist (Customer Support)	Akinola,Akinwole O	Local	1.00	0
		00045365	IT Specialist	Cruz,Ian	Local	1.00	0
		00076984	IT Specialist	Martin,Wesley C	Local	1.00	0
	1040 - Information Technology Total					6.00	0
	1060 - Legal Services	00012475	General Counsel	Perry Gaiter,Grace	Local	1.00	0
		00046051	Paralegal Specialist	Jones,Marissa D	Local	1.00	0
		00082155	Attorney Advisor	Taliaferro,Monika M	Local	1.00	0
	1060 - Legal Services Total					3.00	0
	1070 - Fleet Management	00009867	Motor Vehicle Operator	Perry,Shonpaul	Local	1.00	0
		00017338	Motor Vehicle Operator	Edwards,Jesse D	Local	1.00	0
		00019576	Motor Vehicle Operator	Wills,James H	Local	1.00	0

		00038920	Motor Vehicle Operator	Tabron, Antonio N	Local	1.00	0
		00046874	Motor Vehicle Operator	VACANT	Local	1.00	0
		00047774	Fleet Manager	Walker, Kim M	Local	1.00	0
		00082377	Motor Vehicle Operator	Harrison, Shenell I	Local	1.00	0
		00082378	Motor Vehicle Operator	Holmes Sr., Kevin D	Local	1.00	0
		00082387	Custodial Worker/Laborer	Haley, Ricardo S	Local	1.00	0
	1070 - Fleet Management Total					9.00	0
	1080 - Communications & Intergovernmental Relations	00000454	Director of Communication	Mecks, Joilette Michelle	Local	1.00	0
		00013224	Supervisory Public Affairs Specialist	Foreman, Kandace Larue	Local	1.00	0
		00016029	Audiovisual Mechanic	Walters, Trenillo S	Local	1.00	0
		00018226	Audiovisual Mechanic	Lyon Jr., Richard F	Local	1.00	0
		00020537	Web & Social Media Specialist	Fayemi, Temitayo O	Local	1.00	0
		00035114	Senior Graphic Designer	Greaves, George F	Local	1.00	0
		00042687	Bindery Machine Operator	Williams, Michael Thaddeus	Local	1.00	0
		00044646	Public Affairs Specialist (Media)	Williams, George A	Local	1.00	0
		00046105	Supervisory Public Affairs Specialist	Saccocio, Martha N	Local	1.00	0
		00047810	Office Manager	Ward, Deborah A	Local	1.00	0
		00085520	Outreach Specialist	VACANT	Local	1.00	1
	1080 - Communications & Intergovernmental Relations Total					11.00	0
	1085 - Customer Service	00000923	Development Specialist	VACANT	Local	1.00	0
		00001074	Compliance Analyst	Johnson, Michelle	Local	1.00	0
		00007864	Administrative Support Assistant	Rooks Dimps, Linda Darnell	Local	1.00	0
		00016135	Business Operations Specialist	Avery, Gail W	Local	1.00	0
		00043325	Executive Assistant	Coard, Racheal N	Local	1.00	0
		00082389	Director, Strategic Planning	Greenberg, Judith C	Local	1.00	0
	1085 - Customer Service Total					6.00	0
	1090 - Performance Management	00002711	Executive Director	Reyes-Gavilan, Richard	Local	1.00	0
		00040923	Exec Dir, Library Foundation	Hegarty, Emily Linnea Dyer	Local	1.00	0
		00043831	Director of Business Operations	Butler, Jonathan R	Local	1.00	0
	1090 - Performance Management Total					3.00	0
1000 - AMP Total						56.00	0
100F - Agency Financial Operations	110F - Budget Operations	00006790	Agency Fiscal Officer	Robinson, Tammie L	Local	0.50	0
		00035867	Budget Officer	Pacana, Rosemarie	Local	1.00	0
		00036344	Budget Analyst	Bartholomew, Raphael	Local	1.00	0
	110F - Budget Operations Total					2.50	0
	120F - Accounting Operations	00005070	Accounts Payable Technician	Latta, Treina	Local	1.00	0
		00006790	Agency Fiscal Officer	Robinson, Tammie L	Local	0.50	0
		00013935	Accounts Payable Supervisor	Butler, Cynthia	Local	1.00	0
		00021937	Accountant Manager	Woods, Kimberly S	Local	1.00	0
		00026619	Accounts Payable Technician	Dargan, Cherie N	Local	1.00	0
	120F - Accounting Operations Total					4.50	0
100F - Agency Financial Operations Total						7.00	0
L200 - CHIEF LIBRARY	L210 - INTERGOVERNMENTAL AFFAIRS	00044130	Intergovernmental Affairs Spec	Williams, Archie D	Local	1.00	0
	L210 - INTERGOVERNMENTAL AFFAIRS Total					1.00	0
	L220 - EXECUTIVE MANAGEMENT OFFICE	00025135	Executive Management Officer	Romero, Gary A	Local	1.00	0

	L220 - EXECUTIVE MANAGEMENT OFFICE Total				1.00	0	
L200 - CHIEF LIBRARIAN Total					2.00	0	
L300 - LIBRARY SERV	L310 - CHILDREN & YOUNG ADULT SERVICE	00001316	Children's Librarian	Wilson,Christian Amma	Local	1.00	0
		00001338	Librarian	Mangan,Bridgid R	Local	1.00	0
		00001708	Librarian	Digwood,Brandon E	Local	1.00	0
		00002262	Librarian	Ndaka,Jane M	Local	1.00	0
		00005669	Library Associate	Waters,Monisa Loretta	Local	1.00	0
		00005760	Librarian	Oliver,Judith E	Local	1.00	0
		00007632	Children's Librarian	Ranallo,Craig A	Local	1.00	0
		00009907	Children's Librarian	Hurwitz,Julia Gertrud	Local	1.00	0
		00010129	Children's Librarian	Clinkscale III,Lawrence	Local	1.00	0
		00010665	Children's Librarian	Steward,Suzanne	Local	1.00	0
		00010737	Supervisory Librarian	Mason,Lesley C	Local	1.00	0
		00011094	Librarian	Kulikowski,Julie A	Local	1.00	0
		00012673	Librarian	Allen,Cheryl O	Local	1.00	0
		00012950	Children's Librarian	Cavallero,Jennifer S	Local	1.00	0
		00015269	Children's Librarian	VACANT	Local	1.00	0
		00015570	Children's Librarian	Ginsburg,Shoshana G	Local	1.00	0
		00016063	Children's Programs/Partnership Coord	Boston,Carmen L	Local	1.00	0
		00017719	Library Associate	Pierce,Allison M	Local	1.00	0
		00021004	Librarian	Towles,Karen Beverly	Local	1.00	0
		00022428	Children's Librarian	Anderson,Elizabeth Paton	Local	1.00	0
		00026701	Children's Librarian	Steinbauer,Amy M	Local	1.00	0
		00028308	Librarian	Meserve,Teresa R	Local	1.00	0
		00028368	Children's Librarian	Glicoes,Jessica Stork	Local	1.00	0
		00033014	Librarian	Njoku,Eboni R	Local	1.00	0
		00033340	Children's Librarian	Hanfling,Katherine C	Local	1.00	0
		00034933	Library Associate	Mendez,Manuel J	Local	1.00	0
		00039285	Children's Librarian	Willis,Mierka R	Local	1.00	0
		00039288	Children's Librarian	Loinaz,Nicole Maria	Local	1.00	0
		00039290	Librarian	Foster,Jennifer E	Local	1.00	0
		00042685	Librarian	Ertel,Anina Sarah	Local	1.00	0
		00044132	Library Associate	Ricks,Janelle La'Quita	Local	1.00	0
		00044381	Librarian	Krell,June Renee	Local	1.00	0
		00046571	Teen Programs & Partnerships Coord	Thompson,Jennifer L	Local	1.00	0
		00047444	Early Literacy Programs/Partners Coord	Reeber,Patricia Ruthanne	Local	1.00	0
		00050764	Children's Librarian	Salamah,Hadeal A	Local	1.00	0
		00070165	Children's Librarian	Fields,Audrey	Local	1.00	0
		00070167	Children's Librarian	VACANT	Local	0.50	0
		00073144	Children's Librarian	Langsam,Paula M	Local	1.00	0
		00073145	Children's Librarian	Riley,Sean C	Local	1.00	0
		00073149	Children's Librarian	Hamlett,Joshua R	Local	1.00	0
		00075024	Library Associate	VACANT	Local	1.00	1
		00075026	Librarian	Arnold,Claire O'Leary	Local	1.00	0
		00075027	Children's Librarian	Pelton,Elaine Gabrielle	Local	1.00	0

	00075610	Librarian	Eckelberry,Sara Rebecca	Local	1.00	0
	00076970	Children's Librarian	Wagner,Catherine Gayle	Local	1.00	0
	00076972	Librarian	Frank,Linnea A	Local	1.00	0
	00076974	Librarian	VACANT	Local	1.00	0
	00076983	Children's Librarian	Wang,Hao	Local	1.00	0
	00082145	Children's Librarian	Fake,Lindsay A	Local	0.50	0
	00082150	Librarian	Lyon,Anne Tracy	Local	1.00	0
	00082200	Library Associate	White,Rachel	Local	0.50	0
	00082201	Library Associate	Prince,Louise L	Local	0.50	0
	00082320	Children's Librarian	Borysiewicz,Shelley LeAnn	Local	1.00	0
	00082321	Children's Librarian	Woody,Lauren Melissa	Local	1.00	0
	00082324	Children's Librarian	Wilkerson-Glover,Karla Y	Local	1.00	0
	00082325	Children's Librarian	VACANT	Local	1.00	1
	00082326	Librarian	Pflager,Julia T	Local	1.00	0
	00082328	Children's Librarian	Harris,Joanna Margaret	Local	1.00	0
	00082330	Children's Librarian	Livoti,Annclaire	Local	1.00	0
	00082385	Asst Director, Youth & Family Svcs	VACANT	Local	1.00	0
	00087525	Supervisory Librarian	Espinosa,Hilary M	Local	1.00	0
	00087629	Administrative Support Assistant	Linder,Michael D	Local	1.00	0
	L310 - CHILDREN & YOUNG ADULT SERVICES Total				60.00	0
L320 - MARTIN LUTHER KING JR MEMORIAL LIBRARY (MLKML)	00000010	Librarian	Mcdermott,Shawn J	Local	1.00	0
	00000423	Library Associate	Bishop,Celeste Monique	Local	1.00	0
	00000471	Library Associate	Stallworth,Jo	Local	1.00	0
	00001946	Library Associate	Oliver,Portia Camille	Local	1.00	0
	00002293	Librarian	Kelly,Paul J	Local	1.00	0
	00002694	Asst Director, Public Services	Zablud,Kimberly E	Local	1.00	0
	00003049	Librarian	Freeman,Sheldon T	Local	1.00	0
	00004212	Library Associate	Johnson 5th,J Edwards	Local	1.00	0
	00004883	Library Technician	Proctor,William Percy	Local	1.00	0
	00006347	Librarian	Arcan,Pinar	Local	1.00	0
	00006415	Library Technician	VACANT	Local	1.00	1
	00007200	Library Associate	Gillette,David Patrick	Local	1.00	0
	00007445	Library Technician	Lewis,Detric	Local	1.00	0
	00008014	Librarian	Mitchell,Kari R	Local	1.00	0
	00008380	Librarian	Casto,Susan Michele	Local	1.00	0
	00009168	Circulation Services Manager	Akiti,Andrea P	Local	1.00	0
	00010540	Supervisory Library Technician	Sampson,Eliza M	Local	1.00	0
	00010974	Supervisory Library Technician	Akins,Renee	Local	1.00	0
	00011537	Librarian	Martino,Lauren M	Local	1.00	0
	00011621	Librarian	Mccoy,Jerry A	Local	1.00	0
	00011851	Librarian	Despertt Jr.,Kenneth R	Local	1.00	0
	00012411	Public Services Ops Manager	Meit,Rachel Evangeline	Local	1.00	0
	00012608	Librarian	Wood,Patricia	Local	1.00	0
	00013813	Public Services Ops Manager	King,April S	Local	1.00	0
	00014338	Library Technician	Jordan,Tawnya D	Local	1.00	0

00014487	Library Associate	Bess,Caleb J	Local	1.00	0
00014789	Library Technician	Boone-Harris,Graemme Denyce	Local	1.00	0
00015349	Librarian	Brennan,Esti	Local	1.00	0
00015507	Asst Director, Public Services	Thompson,LeoNard T.	Local	1.00	0
00015726	Administrative Support Assistant	Brathwaite-Wharton,Tamara L	Local	1.00	0
00016474	Library Associate	Mulattu,Worku T	Local	1.00	0
00017511	Library Technician	Hunter,Antonia	Local	1.00	0
00020073	Supervisory Librarian	James-Daley,Maryann V.	Local	1.00	0
00020119	Library Technician	Anderson,Thomas H	Local	1.00	0
00020535	Supervisory Librarian	Griffin,Leslie K	Local	1.00	0
00020743	Library Technician	Stephens,Shalone D	Local	1.00	0
00021989	Supervisory Library Technician	Greenwood,Monica R	Local	1.00	0
00022235	Administrative Support Assistant	Middleton,Audrey R	Local	1.00	0
00022392	Asst Director, Public Services	Ross,Anthony G	Local	1.00	0
00024724	Patron Trainer Coordinator	Grogan,Desire P	Local	1.00	0
00025401	Library Technician	Wells,Glen A	Local	1.00	0
00026720	Library Technician	VACANT	Local	1.00	1
00028305	Librarian	Brown,Dunnell O	Local	1.00	0
00032535	Assistant Manager	MacCall,Melinda A	Local	1.00	0
00033090	Librarian	Cheney,Andrea B	Local	1.00	0
00033512	Library Technician	Rembert,Courtney F	Local	1.00	0
00034898	Library Associate	Miller,Benjamin A	Local	1.00	0
00035115	Library Associate	Milam,Victoria M	Local	1.00	0
00039284	Library Associate	Stratton,Erica Lynn	Local	1.00	0
00043344	Library Technician	Hemsley,Marcus Robert	Local	1.00	0
00046902	Library Technician	VACANT	Local	1.00	1
00047428	Director, Public Services	Shorr,Manya	Local	1.00	0
00048058	Special Collections Manager	Williams,Kerrie C	Local	1.00	0
00048070	Library Technician	Kee,Nichell Laverne	Local	1.00	0
00048083	Library Associate	VACANT	Local	1.00	1
00073153	Supervisory Librarian	Kerelchuk,Nicholas Thomas	Local	1.00	0
00075029	Library Associate	VACANT	Local	1.00	1
00076980	Asst Dir., Partnerships/Programs	O'Connor,Meaghan K	Local	1.00	0
00076985	Adult Prog & Partnerships Coor	Riley,Eric S	Local	1.00	0
00076996	Library Associate	Schaeffer,Adam Wesley	Local	1.00	0
00076999	Library Associate	Conn,Michelle	Local	1.00	0
00077002	Library Associate	VACANT	Local	0.50	0.5
00082134	Librarian	Remigio-Leonard,Myra D	Local	1.00	0
00082136	Librarian	VACANT	Local	1.00	1
00082138	Librarian	Gilmore,Margaret H	Local	1.00	0
00082139	Librarian	White,Kimberly D.	Local	1.00	0
00082146	Archivist	VACANT	Local	1.00	1
00082147	Archivist	Gray,Derek Mitchell	Local	1.00	0
00082151	Library Program Coordinator II	Greek,Mark	Local	1.00	0
00082162	Library Associate	Safronova,Tatyana	Local	0.50	0

	00082189	Library Technician	Bowman, Te'Ron James	Local	1.00	0
	00082220	Library Associate	Reid, William B	Local	0.50	0
	00082225	Library Associate	VACANT	Local	0.50	0.5
	00082228	Library Associate	Moeller, Julie C	Local	0.50	0
	00082241	Library Associate	Reed, Ayana	Local	0.50	0
	00082243	Library Associate	VACANT	Local	0.50	0.5
	00082245	Library Associate	Meals, Catherine Y	Local	0.50	0
	00082318	Development Support Specialist	Ginsburg, Sally E	Local	1.00	0
	00082319	Librarian	Algee, Lauren T	Local	1.00	0
	00082322	Assistant Manager	Badalamenti, Jean M	Local	1.00	0
	00082327	Librarian	VACANT	Local	1.00	0
	00082332	Administrative Support Assistant	Black, Sarah Jane	Local	1.00	0
L320 - MARTIN LUTHER KING JR MEMORIAL LIBRARY (MLKML) Total					78.00	0
L330 - NEIGHBORHOOD LIBRARIES	00000183	Librarian	Mckinney, Tamara Marea	Local	1.00	0
	00000190	Library Associate	Weyant, Melanie L	Local	1.00	0
	00000216	Library Technician	Jones, Michael D	Local	1.00	0
	00000577	Library Technician	VACANT	Local	1.00	1
	00000940	Library Technician	Conry, Hanife O	Local	1.00	0
	00001559	Supervisory Librarian	Knight, Kimberly Bray	Local	1.00	0
	00002058	Library Associate	Rydberg, Erika Louise	Local	1.00	0
	00002663	Supervisory Librarian	QUASH, KAREN P	Local	1.00	0
	00002708	Supervisory Librarian	Osborne, Kevin F	Local	1.00	0
	00002879	Librarian	Fritz, Rebecca B	Local	1.00	0
	00003263	Library Associate	Edmondson, Andrew E	Local	1.00	0
	00003382	Library Associate	Dyer, Katherine E	Local	1.00	0
	00004605	Library Technician	Sealey, Pauline	Local	1.00	0
	00004609	Supervisory Librarian	Imperial, Robin Marie	Local	1.00	0
	00005755	Library Technician	VACANT	Local	1.00	0
	00006377	Supervisory Librarian	Gauntt, Barbara	Local	1.00	0
	00006461	Librarian	Agarwalla, Matadin	Local	1.00	0
	00006608	Library Technician	Davis, Tonya R	Local	1.00	0
	00006856	Librarian	VACANT	Local	1.00	0
	00006908	Librarian	Akunwafor, Daniel Dominic	Local	1.00	0
	00007250	Library Technician	Jones, MacArthur	Local	1.00	0
	00007258	Librarian	Quick, David B	Local	1.00	0
	00007620	Administrative Support Assistant	Shannon, LaVietra D	Local	1.00	0
	00007674	Librarian	Fontem, Oliver	Local	1.00	0
	00008226	Librarian	Fowler, Betsy G	Local	1.00	0
	00008499	Supervisory Librarian	Scott, Heather R	Local	1.00	0
	00008890	Librarian	Ross, Iris G	Local	1.00	0
	00008899	Library Technician	Williams, Felicia B	Local	1.00	0
	00009563	Library Associate	McIntyre, Michelle L	Local	1.00	0
	00009821	Library Technician	Wheelwright, Amanda Jo	Local	1.00	0
	00009848	Library Technician	Little, Andrea P	Local	1.00	0
	00009855	Library Technician	Jackson, Natalie M.	Local	1.00	0

00009896	Librarian	Golden,Dennis V	Local	1.00	0
00010266	Library Technician	Baker,Francia M	Local	1.00	0
00010817	Library Technician	Robinson,Martha Dolford	Local	1.00	0
00010940	Librarian	Armstrong,Virgil	Local	1.00	0
00011090	Librarian	Gantt,David G	Local	1.00	0
00011604	Librarian	Sullivan,Peter B	Local	1.00	0
00011697	Supervisory Librarian	Neher,Jeffrey E	Local	1.00	0
00011965	Supervisory Librarian	Thrasher,Lucy Wise	Local	1.00	0
00012329	Librarian	Grisa,Gregg R	Local	1.00	0
00012694	Library Technician	Allen Sr.,Glenn A	Local	1.00	0
00012704	Librarian	VACANT	Local	1.00	1
00013096	Library Associate	Kellar,Wendell	Local	1.00	0
00013157	Librarian	Sweeney,Paul Joseph	Local	1.00	0
00013410	Supervisory Librarian	Jones,Joslyn P	Local	1.00	0
00014014	Supervisory Librarian	Nye,Katharine	Local	1.00	0
00014015	Librarian	Morris,Meredith Anne	Local	1.00	0
00014525	Library Technician	Miller-Key,Anita M	Local	1.00	0
00014574	Library Technician	Guerrier,Andre Reynolds	Local	1.00	0
00014814	Library Technician	Fonseca,Marina Isabel	Local	1.00	0
00014879	Library Technician	Lemus Pena,Maria Isabel	Local	1.00	0
00014938	Library Technician	Powell,Paulet P	Local	1.00	0
00015073	Supervisory Librarian	Waide,Marcus A	Local	1.00	0
00015622	Supervisory Librarian	Gonzales,Laura O	Local	1.00	0
00015744	Library Associate	Runnels,Erik W	Local	1.00	0
00015802	Library Technician	Thomas-Roots,Pamela M	Local	1.00	0
00016040	Library Technician	Bargeman,Roy Lemonds	Local	1.00	0
00016129	Library Technician	Sims,Jasmine A	Local	1.00	0
00016152	Librarian	Babel,Elisa A	Local	1.00	0
00016383	Library Associate	O'Brien,Bridget C	Local	1.00	0
00016437	Library Technician	Dowdle,Keyarra R	Local	1.00	0
00016544	Library Associate	Green,Ashley A	Local	1.00	0
00016697	Library Technician	Minson,Brandon A	Local	1.00	0
00016720	Library Associate	Katz,Myra E	Local	0.30	0
00016895	Library Technician	Rafael,Angelina T	Local	1.00	0
00017183	Librarian	Simpkins,Cheryl Diane	Local	1.00	0
00017966	Library Technician	Gravitt,Towanda A	Local	1.00	0
00018008	Library Technician	Jones,Pauline P	Local	1.00	0
00018165	Library Associate	Hook,Lisa L	Local	1.00	0
00018649	Library Technician	Alston,Crystal B	Local	1.00	0
00018822	Librarian	Jones,Wanda Elaine	Local	1.00	0
00019020	Library Design & Appearance Coor	VACANT	Local	1.00	0
00020116	Library Technician	Johnson,Tawanda Deshawn	Local	1.00	0
00020185	Library Associate	Bateman,Marisa H	Local	1.00	0
00020190	Supervisory Librarian	Jenkins,Kathy I	Local	1.00	0
00020345	Librarian	Menchal,Emily Nicole	Local	1.00	0

00021158	Library Associate	Williams,Madelynne C	Local	1.00	0
00021259	Library Technician	Mayo,Stacey Denise	Local	1.00	0
00021599	Library Technician	Bratcher,Ashley N	Local	1.00	0
00021737	Supervisory Librarian	Graham,Janette	Local	1.00	0
00021973	Librarian	Tanner,Janna C	Local	1.00	0
00022232	Library Technician	Barnes,Denise F	Local	1.00	0
00023899	Library Technician	Akyeampomah,Qualitress	Local	1.00	0
00023940	Library Technician	VACANT	Local	1.00	0
00024036	Supervisory Librarian	Davis,Yvette F	Local	1.00	0
00024502	Library Associate	Johnson,William Samuel	Local	1.00	0
00024606	Supervisory Librarian	Myers,Tracy D	Local	1.00	0
00024614	Library Technician	VACANT	Local	1.00	1
00024712	Library Associate	Itson Scurry,Tammeric M	Local	1.00	0
00025015	Library Technician	VACANT	Local	1.00	0
00025027	Library Technician	Henry,Marc Anthony	Local	0.50	0
00025387	Supervisory Librarian	Sellars,Michele McSween	Local	1.00	0
00025766	Library Technician	Andrews,Gloria A	Local	1.00	0
00025885	Librarian	Purdy,Elsbeth H	Local	1.00	0
00025937	Library Technician	Smith,Tiffany Michelle	Local	1.00	0
00026193	Library Technician	Perry,Darnelle D	Local	1.00	0
00027224	Library Technician	Hook Jr.,Anthony David	Local	1.00	0
00027445	Library Technician	Blades May,Navette D	Local	0.50	0
00027491	Library Technician	Richardson,Anita O	Local	1.00	0
00027833	Supervisory Librarian	Mills,Paul T	Local	1.00	0
00028314	Librarian	Edmonds,David Lionel	Local	1.00	0
00028316	Library Associate	Nixon,Gina	Local	1.00	0
00028341	Librarian	White,Eric H	Local	1.00	0
00032323	Librarian	Rosenblatt,Liane S	Local	1.00	0
00032397	Librarian	Sambasivan,Jayanthi	Local	1.00	0
00032670	Library Technician	Ferrell,Carmelia Yvette	Local	1.00	0
00032983	Library Technician	Thompson,Lashon R	Local	1.00	0
00034020	Library Associate	Damtoft,Anne C	Local	1.00	0
00034024	Library Technician	Green,Elizabeth M	Local	1.00	0
00034820	Library Associate	Vrabel,Cynthia B	Local	1.00	0
00034938	Library Technician	Little,Jestine S	Local	0.50	0
00034948	Library Associate	Tsui,Kingta	Local	1.00	0
00034987	Library Technician	Williams,Mathew James	Local	1.00	0
00035105	Library Associate	Bush,Erin L	Local	1.00	0
00035126	Library Associate	Dixon,E'Qwette M	Local	1.00	0
00035137	Library Technician	Smothers,Darryl J	Local	1.00	0
00035247	Library Technician	Jarrett,Sylvia Maria	Local	0.50	0
00035249	Library Technician	VACANT	Local	1.00	1
00036289	Library Technician	Belsky,David	Local	1.00	0
00038930	Library Technician	VACANT	Local	1.00	1
00039210	Administrative Support Assistant	King,Kia N	Local	1.00	0

00039213	Librarian	Benitez,Victor M	Local	1.00	0
00039281	Library Associate	Rosser,Vanette S	Local	1.00	0
00039282	Library Associate	Wisgerhof,Maria N	Local	1.00	0
00039286	Library Technician	McDaniel,Odele R	Local	1.00	0
00039287	Library Associate	VACANT	Local	1.00	1
00039292	Library Associate	Carroll,Ashley V	Local	1.00	0
00039296	Library Associate	Mikolaski,Marie Jacqueline	Local	1.00	0
00039298	Library Technician	Conway,Rochelle	Local	1.00	0
00039300	Library Associate	Phillips,Vanessa J	Local	1.00	0
00039803	Supervisory Librarian	Perry,Maria J	Local	1.00	0
00039805	Librarian	Quarles,Alana Rae	Local	1.00	0
00042230	Library Technician	Ferguson,Dolores Lachay	Local	1.00	0
00042545	Special Police Officer	VACANT	Local	0.13	0
00043327	Librarian	Martin,Russell W	Local	1.00	0
00043343	Library Technician	Williams,Shahida	Local	1.00	0
00044150	Library Associate	Childs,Solangel T	Local	1.00	0
00044151	Library Associate	Danielson,Casey S	Local	1.00	0
00044153	Library Technician	Brock,Shilaina C	Local	1.00	0
00044568	Library Technician	Straker,Laronn Miles	Local	0.50	0
00044656	Library Associate	VACANT	Local	1.00	0
00044660	Library Technician	Brown,Fayeth P	Local	1.00	0
00047773	Library Associate	Bakare,Olubunmi Viola	Local	1.00	0
00047793	Library Technician	VACANT	Local	1.00	1
00048085	Library Technician	Deadwyler,Stephen David	Local	1.00	0
00070145	Supervisory Librarian	Blackman Mills,Karen R	Local	1.00	0
00070159	Supervisory Librarian	Escher,Maria T	Local	1.00	0
00070161	Supervisory Librarian	Sumler,Tracy Reid	Local	1.00	0
00070162	Library Associate	Brogdon,Danielle Renee	Local	1.00	0
00070164	Supervisory Librarian	Schneider,Robert J	Local	1.00	0
00073140	Supervisory Librarian	Montague,Winnell M	Local	1.00	0
00073142	Library Technician	Gross,Jennifer E	Local	1.00	0
00073143	Librarian	VACANT	Local	1.00	1
00073151	Library Associate	Veiga,Diana E	Local	1.00	0
00073152	Library Associate	Keegan,Mary T	Local	0.50	0
00073155	Library Associate	Carter,Ciera Shante	Local	1.00	0
00073156	Library Technician	Robinson,LaToya Donise	Local	1.00	0
00073157	Library Technician	Pena,Jocelyn V	Local	1.00	0
00073158	Library Technician	Britton,Kandace K	Local	1.00	0
00073159	Library Technician	Fields,Tenethia D	Local	1.00	0
00075021	Library Technician	Washington,Jonee S	Local	1.00	0
00075022	Library Technician	Lucas,Tracy A	Local	1.00	0
00075023	Library Technician	Caldwell,Tracee Lynette	Local	1.00	0
00075025	Library Associate	Wilson,Blake	Local	1.00	0
00075028	Library Technician	Wilson,Taylor Nicole	Local	1.00	0
00075601	Library Technician	VACANT	Local	1.00	0

00075605	Library Technician	Newsome,Venita M	Local	1.00	0
00075606	Supervisory Librarian	Henry,Eboni M	Local	1.00	0
00075608	Library Associate	Guerrero,Edgardo	Local	1.00	0
00076971	Library Associate	Hollod,Katrina D	Local	0.50	0
00076973	Librarian	Dougherty,Barbara F	Local	1.00	0
00076978	Librarian	Strusienksi,Julia Marie	Local	1.00	0
00076992	Library Technician	Myrie,Alesha A	Local	1.00	0
00076993	Library Associate	VACANT	Local	1.00	0
00076994	Library Associate	Ramos,Patricia M.	Local	1.00	0
00076997	Library Associate	Johnson,Jordan C	Local	1.00	0
00077000	Library Associate	Stevenson,Christopher B	Local	1.00	0
00077004	Library Associate	VACANT	Local	0.50	0.5
00077005	Library Associate	Fitts,Ruth Withnell	Local	0.50	0
00077007	Library Associate	Black,Princess L	Local	0.50	0
00077008	Library Technician	Gartmon,Dejonte A	Local	0.50	0
00077009	Library Technician	Tinsley,Diane	Local	0.50	0
00077011	Library Technician	Ferrufino,Nancy	Local	1.00	0
00082133	Librarian	Waide,Alexis Marlene	Local	1.00	0
00082135	Librarian	McNitt,Megan E	Local	1.00	0
00082141	Librarian	VACANT	Local	1.00	1
00082142	Librarian	Kelley,Faith Louise	Local	1.00	0
00082143	Librarian	Nguyen,My Thuy	Local	1.00	0
00082144	Librarian	Hungate,Ellen M	Local	1.00	0
00082148	Librarian	Warwick,Lisa L	Local	1.00	0
00082149	Librarian	Rodgers,Walter Reuben	Local	1.00	0
00082154	Library Associate	Norr,Melissa Jan	Local	1.00	0
00082156	Library Associate	Rivera,Michael Alexander	Local	1.00	0
00082157	Library Associate	Burns,Julie Cosby	Local	1.00	0
00082158	Librarian	VACANT	Local	1.00	1
00082159	Library Associate	Rosen,Emily A	Local	1.00	0
00082160	Library Associate	Gees,Catherine S	Local	1.00	0
00082161	Library Associate	VACANT	Local	1.00	1
00082163	Library Associate	Campbell,Nikita M	Local	1.00	0
00082164	Library Associate	Welch,Lauren Frances	Local	1.00	0
00082166	Library Associate	Tanen,Rebecca A	Local	1.00	0
00082167	Library Associate	Willis,Robert B	Local	1.00	0
00082168	Library Associate	Whaley,Victoria Toliver	Local	1.00	0
00082169	Librarian	Felton,Jamila Zahra	Local	1.00	0
00082170	Library Associate	Better-Rice,Joyi Levata	Local	1.00	0
00082171	Library Associate	VACANT	Local	1.00	1
00082172	Library Associate	Wilkins-Aikens,Katina	Local	1.00	0
00082173	Library Associate	Harkless,Scott	Local	0.50	0
00082174	Library Associate	Wilson,Darryl K	Local	1.00	0
00082175	Library Associate	Lipscomb,Derrell M	Local	1.00	0
00082176	Outreach Specialist	Wingate,Ashton	Local	1.00	0

00082177	Library Associate	Newman,Diamond Stephanie	Local	1.00	0
00082178	Library Associate	VACANT	Local	1.00	1
00082179	Library Associate	VACANT	Local	1.00	1
00082180	Library Associate	Farquhar,Erin	Local	1.00	0
00082181	Library Associate	Ashford,Camille M	Local	1.00	0
00082182	Library Associate	Monte,Dominique Debra Virgini	Local	1.00	0
00082184	Library Technician	Coard,Xeryus O	Local	1.00	0
00082185	Library Technician	VACANT	Local	1.00	0
00082186	Library Technician	Blount,Miltonette Denise	Local	1.00	0
00082187	Library Technician	Jenkins,Kierra Denise	Local	1.00	0
00082188	Library Technician	Welsh,Dakota Parrish	Local	1.00	0
00082190	Library Technician	Jackson,Jasmine Ruth	Local	1.00	0
00082191	Library Technician	Lamb,Mary Joy	Local	1.00	0
00082192	Library Technician	VACANT	Local	1.00	0
00082194	Library Technician	Dyer,Tiffany C	Local	1.00	0
00082195	Library Technician	Matthews,Darnell R	Local	1.00	0
00082196	Library Technician	VACANT	Local	1.00	1
00082202	Library Associate	VACANT	Local	0.50	0.5
00082203	Library Associate	VACANT	Local	0.50	0.5
00082204	Library Associate	VACANT	Local	0.50	0.5
00082206	Library Associate	Faulkner,Neva S	Local	1.00	0
00082208	Library Associate	VACANT	Local	0.50	0.5
00082210	Library Associate	VACANT	Local	0.50	0.5
00082212	Library Associate	Weaver,Roberta D	Local	1.00	0
00082213	Library Associate	Lombardo McCoy,Ingrid C	Local	0.50	0
00082214	Library Associate	Steinheimer,Alexandra	Local	0.50	0
00082217	Library Associate	Chambers II,Michael L	Local	1.00	0
00082219	Library Associate	Addie,Yewande O	Local	1.00	0
00082221	Library Associate	Saber,Reza	Local	1.00	0
00082222	Library Associate	Smith,Rebekah Clare	Local	1.00	0
00082223	Library Associate	Spotswood,Jessica S	Local	0.50	0
00082224	Library Associate	VACANT	Local	0.50	0.5
00082226	Library Associate	Ward,Joann Elizabeth	Local	0.50	0
00082227	Library Associate	Jones,Joy E	Local	0.50	0
00082229	Library Associate	Mann,Patrice M	Local	0.50	0
00082232	Library Associate	Powell,Wendy N	Local	1.00	0
00082235	Library Associate	Thompson,Maya Lin	Local	0.50	0
00082236	Library Associate	Jones,Maria Patrice	Local	1.00	0
00082252	Library Technician	White,Khalila N	Local	0.50	0
00082260	Library Technician	Lewis,Jason L	Local	0.50	0
00082262	Library Technician	Jacobs,Nikko Anthony	Local	0.50	0
00082264	Library Technician	VACANT	Local	0.50	0.5
00082266	Library Technician	Palmer,Genesa Brenae'	Local	1.00	0
00082269	Library Technician	VACANT	Local	0.50	0
00082277	Library Technician	Thompson,Jade Stephanie	Local	0.50	0

	00082281	Library Technician	Milam,Diamond Christine	Local	1.00	0
	00082294	Library Technician	Woolfolk,Trevor	Local	0.50	0
	00082295	Library Technician	Kabia,Nakia M	Local	0.50	0
	00082296	Library Technician	Toms,Chanel C	Local	0.50	0
	00082298	Library Technician	De Arman,Joanna C	Local	0.50	0
	00082300	Library Technician	Dohawk,Cheyenne L	Local	1.00	0
	00082301	Library Technician	Mingo,Paradise Achic'a	Local	1.00	0
	00082302	Library Technician	Coleman,Chante A	Local	0.50	0
	00082305	Library Technician	Martin,Brittany Elizabeth	Local	1.00	0
	00082306	Library Technician	Pitts,Brian Herbert	Local	0.50	0
	00082307	Library Technician	Mann,Lloyd	Local	1.00	0
	00082308	Library Technician	Butler,Dominique Nicole	Local	1.00	0
	00082309	Library Technician	Palmore,Samantha R	Local	0.50	0
	00082310	Library Technician	Phillips,Asyhia Monae`	Local	0.50	0
	00082311	Library Technician	Copeland,Diane B	Local	1.00	0
	00082323	Library Associate	Proctor,Devyn F	Local	1.00	0
	00085425	Librarian	Goodhue,Danielle	Local	1.00	0
	00085426	Library Technician	Curington,Demetrius T	Local	0.50	0
L330 - NEIGHBORHOOD LIBRARIES Total					252.93	0
L340 - ADAPTIVE SERVICES	00000279	Librarian	Donovan,Kerry A	Local	1.00	0
	00001948	Supervisory Librarian	Lang,Elizabeth Anne	Local	1.00	0
	00009775	Librarian	Rosen,Janice Faye	Local	1.00	0
	00014689	Librarian	Asuquo,Rose Maurice	Local	1.00	0
	00015132	Librarian	McKinney,Deborah B	Local	1.00	0
	00015515	Library Technician	Wayne,Michael Anthony	Local	1.00	0
	00015662	Library Technician (Inventory)	Harrison,Bernard Jr	Local	1.00	0
	00033391	Librarian (Adaptive Technology)	Timony,James Patrick	Local	1.00	0
	00046907	Library Technician	McCrimmon,Linda Louise	Local	1.00	0
	00082152	Library Associate	Stewart,Christopher Antoine	Local	1.00	0
L340 - ADAPTIVE SERVICES Total					10.00	0
L350 - LITERACY RESOURCES	00000235	Administrative Assistant	Randall,Elaine Williams	Federal	1.00	0
	00002726	Supervisory Education Specialist	Harrington,Marcia Lorraine	Local	1.00	0
	00003221	Educational Specialist	Peterson,Janice A	Federal	1.00	0
	00011100	Library Associate	Proctor,Jennifer E	Federal	1.00	0
	00012243	Educational Specialist	Merrion,Benjamin Thomas	Federal	1.00	0
	00017596	Educational Specialist	White Richardson,Ann toinett	Local	1.00	0
	00021577	Computer Lab Coordinator	Gray,Stephon	Federal	1.00	0
	00043326	Computer Lab Outreach Spec	Maye,Maxine M	Local	1.00	0
L350 - LITERACY RESOURCES Total					8.00	0
L360 - TEENS OF DISTINCTION PROGRAM	00003528	Teen Aide	VACANT	Local	0.30	0.3
	00046485	Teen Aide	VACANT	Local	0.30	0.3
	00046487	Teen Aide	VACANT	Local	0.30	0.3
	00046490	Teen Aide	VACANT	Local	0.30	0.3
	00046497	Teen Aide	VACANT	Local	0.30	0.3
	00046504	Teen Aide	VACANT	Local	0.30	0.3

	00046735	Teen Aide	VACANT	Local	0.30	0.3
	00046736	Teen Aide	VACANT	Local	0.30	0
	00046737	Teen Aide	VACANT	Local	0.30	0.3
	00046738	Teen Aide	VACANT	Local	0.30	0.3
	00047955	Teen Aide	VACANT	Local	0.30	0.3
	00047957	Teen Aide	VACANT	Local	0.30	0
	00047968	Teen Aide	VACANT	Local	0.30	0.3
	00047971	Teen Aide	VACANT	Local	0.30	0
	00047973	Teen Aide	VACANT	Local	0.30	0.3
	00047974	Teen Aide	VACANT	Local	0.30	0
	00047984	Teen Aide	VACANT	Local	0.30	0.3
	00047985	Teen Aide	VACANT	Local	0.30	0.3
	00047990	Teen Aide	VACANT	Local	0.30	0
	00047991	Teen Aide	VACANT	Local	0.30	0.3
	00047993	Teen Aide	VACANT	Local	0.30	0.3
	00047994	Teen Aide	VACANT	Local	0.30	0.3
	00047995	Teen Aide	VACANT	Local	0.30	0.3
	00047997	Teen Aide	VACANT	Local	0.30	0.3
	00047998	Teen Aide	VACANT	Local	0.30	0.3
	00048003	Teen Aide	VACANT	Local	0.30	0
	00048004	Teen Aide	VACANT	Local	0.30	0.3
	00048007	Teen Aide	VACANT	Local	0.30	0.3
	00048009	Teen Aide	VACANT	Local	0.30	0.3
	00048015	Teen Aide	VACANT	Local	0.30	0.3
	00048018	Teen Aide	VACANT	Local	0.30	0
	00077012	Teen Aide	VACANT	Local	0.30	0.3
	00077013	Teen Aide	Kebede,Mikiase S	Local	0.30	0
	00077014	Teen Aide	Al-Saleh,Yasmine S	Local	0.30	0
L360 - TEENS OF DISTINCTION PROGRAM Total					10.20	0
L370 - VOLUNTEERS	00034025	Volunteer Coordinator	Lucas,Stacey B	Local	1.00	0
L370 - VOLUNTEERS Total					1.00	0
L380 - COLLECTIONS	00003014	Coor, Juvenile & Special Populations	Lukehart,Wendy B	Local	1.00	0
	00005172	Librarian	Gibson,William A	Local	1.00	0
	00007182	Library Technician	Levesque,Suzanne R	Local	1.00	0
	00007317	Library Technician	Thornton,Ricardo	Local	1.00	0
	00007676	Library Technician	Walker,Glendora	Local	1.00	0
	00013454	Librarian	Mohr,Diane L	Local	1.00	0
	00016485	Asst. Chief Acquisitions	Davis,Dennis L	Local	1.00	0
	00017649	Receiving Unit Technician	Mcfadden,Randolph	Local	1.00	0
	00018355	Library Technician	Sorrell,Tyrone V	Local	1.00	0
	00018655	Library Technician	Day,Pamela Islar	Local	1.00	0
	00020212	Library Technician (Collections)	Proctor,Marvin L	Local	1.00	0
	00020648	Library Technician	Newman,Ethel Shirlene	Local	1.00	0
	00021861	Catalog Support Technician	Aycox,Janice E	Local	1.00	0
	00023236	Library Technician	Chappell,Orlanzo F	Local	1.00	0

		00024286	Library Technician	Huger,Carolyn	Local	1.00	0
		00025456	Library Technician	Nesbit,Ricardo	Local	1.00	0
		00043475	Associate Director (Collections)	Katzin,Sheryl L	Local	1.00	0
		00044274	Librarian	Poole,Keisha L	Local	1.00	0
		00076979	Supervisory Librarian	VACANT	Local	1.00	0
		00082339	Electronic Resources Librarian	VACANT	Local	1.00	0
	L380 - COLLECTIONS Total					20.00	0
L300 - LIBRARY SERVICES Total						440.13	0
L400 - BUSINESS OP	L410 - CUSTODIAL AND MAINTENANCE	00002207	Custodial Worker/Laborer	VACANT	Local	1.00	1
		00006412	Facilities Operations Manager	Banks,Jonathan Richard	Local	1.00	0
		00007268	Custodial Worker/Laborer	Williams,Dennis Calvin	Local	1.00	0
		00008475	Custodial Worker/Laborer	Jackson,Keandra L	Local	1.00	0
		00008691	Custodial Worker/Laborer	Galvez,Daysi Corina	Local	1.00	0
		00010717	Custodial Worker/Laborer	Burr,Anthony Jesse	Local	1.00	0
		00010778	Custodial Worker/Laborer	Wells,Paul Lawrence	Local	1.00	0
		00014114	A/C Equipment Mechanic	Sullivan,Mark Leon	Local	1.00	0
		00014563	Custodial Worker Supervisor	Segovia,Wendy Yamileth	Local	1.00	0
		00015273	Building Services Manager	Dodson,Michael Anthony	Local	1.00	0
		00015554	A/C Equipment Mechanic	Moore,Darryl W	Local	1.00	0
		00017465	A/C Equipment Mechanic	Blackman,David	Local	1.00	0
		00017796	Building Engineer Helper	Brown,Andre P	Local	1.00	0
		00017910	Custodial Worker/Laborer	Barnes,Michael H	Local	1.00	0
		00018158	Custodial Worker/Laborer	Gross,Lamont	Local	1.00	0
		00018504	Custodial Worker/Laborer	Whitfield,Richard	Local	1.00	0
		00019909	Painter	Thorne,John R	Local	1.00	0
		00020291	Painter	Frazier Jr.,Charles E	Local	1.00	0
		00021344	Maintenance Worker	Ward,Darell C	Local	1.00	0
		00021918	Custodial Worker/Laborer	Smith,Edgar Arlester	Local	1.00	0
		00021982	Custodial Worker/Laborer	Hodge,Anthony R	Local	1.00	0
		00021991	Custodial Worker/Laborer	Williams Jr.,Robert Lee	Local	1.00	0
		00022137	Maintenance Worker	Grays,Darrell M	Local	1.00	0
		00022190	A/C Equipment Mechanic	Johnson,Michael J	Local	1.00	0
		00023652	Custodial Worker/Laborer	Queen Sr.,Gregory L	Local	1.00	0
		00023919	Custodial Worker/Laborer	VACANT	Local	1.00	1
		00024725	Electrician	Carrington,Joseph R	Local	1.00	0
		00024754	Custodial Worker/Laborer	VACANT	Local	1.00	1
		00024832	Custodial Worker/Laborer	Wayns Jr.,Carroll Stricklin	Local	1.00	0
		00025109	Custodial Worker/Laborer	Bacon,Franklin L	Local	1.00	0
		00025306	A/C Equipment Mechanic	Blakeney,Luke	Local	1.00	0
		00025462	Custodial Worker/Laborer	Davis,Brian C	Local	1.00	0
		00025486	Custodial Worker/Laborer	Gray,Darryl Romont	Local	1.00	0
		00026015	Custodial Worker/Laborer	Flood,Calvin H	Local	1.00	0
		00026254	Custodial Worker/Laborer	Gray,Deborah S	Local	1.00	0
		00026730	Custodial Worker/Laborer	Fisher,Helen L	Local	1.00	0
		00027221	Custodial Worker/Laborer	Carter,Thomas H	Local	1.00	0

	00027442	Carpenter	Roach,Darrin C	Local	1.00	0
	00033594	Custodial Worker/Laborer	McElrath,Tamara C	Local	1.00	0
	00046474	Custodial Worker Supervisor	Daniels,Arthur Leroy	Local	1.00	0
	00047426	A/C Equipment Mechanic	James,Daniel A	Local	1.00	0
	00047427	A/C Equipment Mechanic	Pimble,Edward F	Local	1.00	0
	00070160	A/C Equipment Mechanic	Abouelmagd,Mostafa A	Local	1.00	0
	00082352	Custodial Worker Supervisor	Washington,Kenneth	Local	1.00	0
	00082379	A/C Equipment Mechanic	Walker Sr.,Michael	Local	1.00	0
	00082381	A/C Equipment Mechanic	Wyatt,Sean Christopher	Local	1.00	0
	00082382	Electrician	Irving Jr.,Phillip K	Local	1.00	0
	00082383	Boiler Plant Operator Supvsr	Gilbert,Keith	Local	1.00	0
	00082384	Carpenter	Daniels,Douglas M	Local	1.00	0
	00082388	Custodial Worker/Laborer	Clark,Carideo J	Local	1.00	0
	L410 - CUSTODIAL AND MAINTENANCE Total				50.00	0
L420 - PUBLIC SAFETY	00002166	Special Police Officer	Mobley,Regina Anita	Local	1.00	0
	00005339	Director, Public Safety	Volz,Larry Edward	Local	1.00	0
	00005981	Special Police Officer	Smith,Vernon	Local	0.50	0
	00006203	Special Police Officer	Edmonds Leach,Karen	Local	1.00	0
	00008086	Special Police Officer	Vincent Sr.,Art Jeffery	Local	0.50	0
	00009029	Special Police Officer	Cole,Thomas E	Local	0.50	0
	00010463	Special Police Officer	Stewart,David B	Local	1.00	0
	00012823	Supv Special Police Officer	Pittman,Janelle S	Local	1.00	0
	00015609	Special Police Officer	VACANT	Local	1.00	0
	00016775	Special Police Officer	Carter II,Ancel Arthur	Local	1.00	0
	00017441	Special Police Officer	Drew,Ervin	Local	1.00	0
	00021947	Supervisory Special Police Officer	Wallace,Latione Young	Local	1.00	0
	00025188	Special Police Officer	Barnes,Melba	Local	1.00	0
	00026080	Special Police Officer	VACANT	Local	1.00	1
	00028307	Special Police Officer	Martin,Alan L	Local	1.00	0
	00028310	Supervisory Special Police Officer	VACANT	Local	1.00	0
	00028337	Special Police Officer	Mickens,Anthony Thomas	Local	1.00	0
	00034028	Passport Acceptance Agent	Hall,Shevon D	Local	0.50	0
	00037781	Special Police Officer	Smith,John W	Local	1.00	0
	00044131	Special Police Officer	Hicks,Terry L	Local	1.00	0
	00046406	Special Police Officer	Chaney,Jurgen	Local	1.00	0
	00046484	Lead Passport Acceptance Agent	Walton,Nicole O	Local	0.50	0
	00047171	Supervisory Special Police Officer	Scott,Garrett	Local	1.00	0
	00047172	Supervisory Special Police Officer	Murray,Darrell E	Local	1.00	0
	00076989	Program Analyst	Watkins Sr.,Lyndon R	Local	1.00	0
	00082312	Special Police Officer	Jackson Sr.,Dante D	Local	1.00	0
	00082313	Special Police Officer	VACANT	Local	1.00	1
	00082314	Special Police Officer	Vincent,Christopher	Local	1.00	0
	00082315	Special Police Officer	Wiley,Carla P	Local	1.00	0
	00082316	Special Police Officer	Simpkins,Bonita S	Local	1.00	0
	00082317	Special Police Officer	Dyson,James	Local	1.00	0

		00082333	Special Police Officer	VACANT	Local	0.50	0
		00082390	Special Police Officer	Catoe, Esther	Local	0.50	0
		00082391	Passport Acceptance Agent	Muhammad,Abdurrahman	Local	0.50	0
	L420 - PUBLIC SAFETY Total					30.00	0
	L430 - ASSET MANAGEMENT	00010618	Property Management Specialist	Crayton, Deborah L	Local	1.00	0
	L430 - ASSET MANAGEMENT Total					1.00	0
	L450 - PUBLIC SERVICE TECHNOLOGY	00000001	Systems Administrator	Blahnik, Andrew G	Local	1.00	0
		00044481	Director, Information Technology	Aromire, Odunlami O	Local	1.00	0
		00044647	IT Specialist	Wann, Boubacar	Local	1.00	0
		00045913	IT Specialist (Customer Support)	Tucker, William B	Local	1.00	0
		00047772	IT Specialist (Telecom)	VACANT	Local	0.50	0
		00076982	Supervisory IT Specialist	Givens, Cedric C	Local	1.00	0
		00077006	IT Specialist (Customer Support)	Allen-Carlisle, Arlene L	Local	1.00	0
		00082371	IT Specialist (Customer Support)	Blackmon, Keith R	Local	1.00	0
		00082372	IT Specialist (Customer Support)	Saavedra, Roger	Local	1.00	0
		00082373	IT Specialist (Network)	King, Kevin	Local	1.00	0
		00082374	IT Specialist (Customer Support)	Foy, James A	Local	1.00	0
		00082375	IT Specialist (Telecom)	Buchanan, Steven J	Local	0.50	0
		00082376	IT Specialist (Customer Support)	Lucas, Charles A	Local	1.00	0
	L450 - PUBLIC SERVICE TECHNOLOGY Total					12.00	0
	L400 - BUSINESS OPERATIONS Total					93.00	0
9990 - Capital Projects	CAPTL - Capital Projects	00013427	Director, Capital Construction	VACANT	Capital	1.00	0
		00034022	Project Manager (Capital Projects)	Ally, Rauzia R	Capital	1.00	0
		00043111	Project Manager (Capital Projects)	VACANT	Capital	1.00	0
		00044482	Senior Librarian (Building Projects)	VACANT	Capital	1.00	0
		00046403	Project Manager (Capital Projects)	Deanes, Lisa Barnett	Capital	1.00	0
		00047900	Project Manager (Capital Projects)	Pahwa, Jaspreet G	Capital	1.00	0
	CAPTL - Capital Projects Total					6.00	0
	9990 - Capital Projects Total					6.00	0
	Grand Total					604.13	0

Note: Highlighted positions were "FROZEN" for FY16 (43 FTEs) due to a \$992,000 reduction in the PS budget. The FTEs were eliminated in the FY17 budget.

GENERAL QUESTIONS

Question Number 72

How many vacancies were posted for DCPL during FY16? To Date in FY17? Which Positions? Why was the position vacated? In addition, please note how long the position was vacant, what steps have been taken to fill the position, whether or not the position has been filled, and the source of funding for the position.

How many vacancies were posted for DCPL during FY16? To Date in FY17?

The number of vacancies for FY16 and FY17 follow. There may be multiple vacancies for one posted position.

- FY16 - 27 vacancies were posted for 22 positions
- FY17 - seven vacancies have been posted for eight positions to date.

Which positions?

Below is a list of positions posted for FY16 and to date FY17.

FY 16 Positions Posted

- | | |
|--|---|
| • A/C Equipment Mechanic | • Electronic Resources Librarian |
| • Administrative Support Assistant | • Human Resources Specialist |
| • Assistant Dir, Comm & Outreach | • Lead Passport Acceptance Agent |
| • Assistant Dir, Youth & Family Services | • Librarian (Digital Curation) |
| • Assistant Manager, Books from Birth | • Library Associate |
| • Associate Director, Collections | • Library Design & Appearance Coordinator |
| • Children's Librarian | • Passport Acceptance Agent |
| • Collection Services Manager | • Sergeant |
| • Development Specialist | • Supervisory Librarian |
| • Development Support Specialist | • Web & Social Media Specialist |
| • Director, Cap Planning & Construction | |
| • Electrician | |

FY 17 Positions Posted

- | | |
|------------------------------|---------------------|
| • A/C Equipment Mechanic | • Library Associate |
| • Electrician | • Risk Manager |
| • Development Specialist | • Teen Aide |
| • Human Resources Specialist | |

Why was the position vacated?

FY16- for the 27 posted vacancies, the reasons were as follows:

- New positions- 13 percent
- Promotions – 1 percent
- Reclassification – 13 percent
- Resignation – 59 percent
- Retirement – 13 percent
- Termination – 1 percent

FY17- for the seven vacancies posted to date, the reasons were as follows:

- Death – 12 percent
- Reclassification - 12 percent
- Resignation – 64 percent
- Term - 12 percent

In addition, please note how long the position was vacant, what steps have been taken to fill the position, whether or not the position has been filled, and the source of funding for the position.

Positions can remain vacant from one week to more than two months. Positions that take longer to fill are typically those that require classification because the position is new or the current position description is outdated. Once a new position is created or a resignation is pending, the library posts the position on the library's and District Government's websites as well as advertise on washingtonpost.com, Washington Hispanic magazine and Library Journal, Library Hotline, American Library Association Joblist, Facebook, LinkedIn, Twitter, and DC Library Association, where appropriate. Many positions (Librarian, Library Associate and Library Technician) are hired from a list of "certified" candidates which can shorten the length of time a position is vacant. Once classified and posted, the position is generally filled in less than two months.

For FY16, four vacancies remain unfilled. Of the seven posted vacancies, five remain unfilled for FY17 to date. All posted vacancies in FY16 and FY17 were locally funded positions except for one in FY16 which was capital funded.

GENERAL QUESTIONS

Question Number 73

How many employee performance evaluations were completed in FY16 and how was performance measured against position descriptions? To date in FY17? What steps are taken to correct poor performance and how long does an employee have to correct their performance.

Performance evaluations were completed for 95 percent of DC Public Library employees for FY16. Performance is measured against goals established early in the fiscal year. The goals are based on position duties for each job classification, as they relate to agency priorities/focus areas. The FY17 goal setting process is currently underway. Goals are mandatory for all staff and FY17 goals must be determined by January 31, 2017 for current staff and within 30 days for new hires or position changes. Supervisors monitor achievement of individual goals throughout the year including the completion of a mid-year evaluation review for each employee.

If, after 90 days from the time goals are established, an employee is performing below satisfactory level on any goal, a Performance Improvement Plan (PIP) is created. The plan is established for 60 – 90 days and is monitored by the manager through regular status meetings with the employee. If the employee is not successful in completing the PIP, progressive discipline steps are taken, consistent with the collective bargaining agreements or the District Personnel Manual for non-union staff.

GENERAL QUESTIONS

Question Number 74

Provide the Committee with the following:

- A list of all vehicles owned, leased, or otherwise used by the agency and to whom the vehicle is assigned;
- A list of employees receiving bonuses, special pay, additional compensation, or hiring incentives in FY16 and to date in FY17, and the amount;
- A list of the total overtime and workman's compensation payments paid in FY16 & FY17 to date; and
- A list of travel expenses for FY16 and to date in FY17, arranged by employee. Include the travel schedule (location and purpose of travel) and budget for each member in the agency's executive team, including the agency director.

- A list of all vehicles owned, leased, or otherwise used by the agency and to whom the vehicle is assigned;

DISTRICT OF COLUMBIA PUBLIC LIBRARY FLEET INVENTORY							
Vehicle Tag Number	Own/ Lease Status	Year	Make	Model	VIN Number	Department Assigned	Department Contact
53-10856	Lease	2015	TOYO	Corolla LE	2T1BURHE9 FC351635	Director's Office	Rooks-Dimps, Linda
53-10991	Leased	2015	CHEV	CREWCA B PICK-UP 4X4 -	3GCUKREC5 FG318957	Facilities - Janitorial	Daniels, Arthur
53-10992	Leased	2015	CHEV	CREWCA B PICK-UP 4X4 -	3GCUKREC5 FG319322	Facilities - Janitorial	Daniels, Arthur
53-6691	Own	2009		Trailer	4YMUL081X9 V022526	Facilities - Janitorial	Daniels, Arthur
53-9052	Own	2008	CHEV	Impala	2G1WB58K0 81331628	Public Safety - Security	Janelle Pittman
53-9351	Leased	2013	CHEV	Silverado	3GCPKREA7 DG225810	Public Safety - Security	Pittman, Janelle
53-9456	Leased	2013	DODGE	Caravan SE -	2C4RDGBG0 DR643834	Public Safety - Security	Pittman, Janelle
53-10993	Leased	2015	CHEV	Pick-up Truck	1GCGTBE31 F1203843	Facilities - Engineering	Grays, Darrell
53-11171	Own	2015	TOYO	Corolla	2T1BURHEX FC451629	Public Safety - Security	Pittman, Janelle

53-11172	Own	2015	TOYO	Corolla	2T1BURHE7 FC457341	Public Safety- Security	Pittman, Janelle
53-11173	Own	2015	TOYO	Corolla	2T1BURHE7 FC409046	Public Safety- Security	Pittman, Janelle
53-7642	Own	2011	FORD	E-150 Cargo	1FTNE1EW3 BDA09670	Facilities - Engineering	Hyatt, John
53-7409	Own	2010	FORD	E-250	1FTNS2EW9 ADA09685	Facilities - Engineering	Banks, Jonathan
53-7646	Own	2010	FORD	F-150 Crew Cab	1FTFW1EV2 AFD26870	Facilities - Engineering	Banks, Jonathan
53-7408	Own	2010	FORD	E-250	1FTNS2EW7 ADA09684	Facilities - Engineering	Banks, Jonathan
53-10035	Own	2015	FORD	Transit 150	1FTNE1YM6 FKB05465	Facilities - Janitorial	Daniels, Arthur
53-10036	Own	2015	FORD	Transit 150	1FTNE1YM8 FKB05466	Facilities - Trades	Roach, Darren
53-7407	Own	2010	FORD	E-250	1FTNS2EW5 ADA09683	Facilities - Trades	Frazer, Charles
53-5698	Own	2006	CHEV	Impala	2G1WT58K7 69406899	Facilities - Engineering	Banks, Jonathan
53-9455	Leased	2013	DODGE	Caravan SE	2C4RDGBG0 DR643832	Facilities - Engineering	Banks, Jonathan
53-9692	Leased	2013	DODGE	Ram Cargo Van	2C4RRGAG6 DR648195	Facilities - Engineering	Banks, Jonathan
53-1180	Own	2002	FORD	Ultimaster Truck	1FCLE49L82 HA80670	Facilities -Mail Delivery	Walker, Kim
53-10216	Own	2014	ISUZU	NPR Box Truck	54DC4W1B1 ES800365	Facilities -Mail Delivery	Walker, Kim
53-10217	Own	2014	ISUZU	NPR Box Truck	54DC4W1B1 ES800236	Facilities -Mail Delivery	Walker, Kim
53-10218	Own	2014	ISUZU	NPR Box Truck	54DC4W1B0 ES800311	Facilities -Mail Delivery	Walker, Kim
53-10219	Own	2014	ISUZU	NPR Box Truck	54DC4W1B0 ES800308	Facilities -Mail Delivery	Walker, Kim
53-4393	Own	2006	DODGE	Caravan	2D4GP44L16 R600419	Info Tech	Lami Aromire
53-9368	Leased	2013	TOYO	Corolla	5YFBU4EE5 DP106691	Info Tech	Lami Aromire

GENERAL QUESTIONS

Question Number 74b

Provide the Committee with the following:

b. A list of employee receiving bonuses, special pay, additional compensation, or hiring incentives in FY16 and to date in FY17, and the amount;

FY 2016

0172 - Early Out Incentive Pay

Name	Title	Amount
Byron Graham	Motor Vehicle Operate	15,000.00
Pryor, Christy	Librarian	25,000.00
Greer, Doris	Librarian	25,000.00
Johnson, Irene	Library Technician	21,300.00
Hyatt, John	Maintenance Worker	25,000.00
Vollin, Angela	Library Technician	21,300.00
Toms, Sylvia	Library Technician	18,447.00
Smith, Bettye	Branch Manager	25,000.00
Harris, Maria	Branch Manager	25,000.00
Turner, William	Librarian	25,000.00
Ranjit Kundu	Library Technician	21,300.00
Keren, Susan	Children's Librarian	20,000.00
Carvo, Jacinta	Custodial Worker/Lab	21,643.00
		288,990.00

0128 - Additional Gross Income Allowance

Name	Title	Amount
Reyes-Gavilan, Richard	Executive Director	20,109.91

FY 2017 1st QTR

0128 - Additional Gross Income Allowance

Name	Title	Amount
Reyes-Gavilan, Richard	Executive Director	5,054.92

GENERAL QUESTIONS

Question Number 74c

Provide the Committee with the following:

c. A list of the total overtime and workman's compensation payments paid in FY16 & FY17 to date

	FY 2016	FY 2017 1st QTR
Overtime	256,238.27	84,440.68
Workman's Compensation	14,930.31	-

GENERAL QUESTIONS

Question Number 74d

Provide the Committee with the following:

d. - A list of travel expenses for FY16 and to date in FY17, arranged by employee. Include the travel schedule (location and purpose of travel) and budget for each member in the agency's executive team, including the agency director.

FY 2016 Travel Expenditures

NAME	NAME OF COURSE	TRAINING DATES	Amount Paid
Akiti, Andrea	COSUGI Conference 2016 (Indianapolis, IN)	5/23/16 - 5/25/16	872.70
Akiti, Andrea Total			872.70
Algee, Lauren	Metadata Matters seminar (Philadelphia, PA)	3/30/2016	340.77
	Society of American Archivists Annual Meeting (Atlanta, GA)	8/3/16 - 8/6/16	1,261.18
Algee, Lauren Total			1,601.95
Anderson, Elizabeth	PLA 2016 Conference (Denver, CO)	4/5/16 - 4/9/16	1,542.20
Anderson, Elizabeth Total			1,542.20
Aronire, Odunlami	American Library Association Mid-Winter Conference (Boston, MA)	1/8/16 - 1/12/16	1,722.50
Aronire, Odunlami Total			1,722.50
Badalamenti, Jean	PLA 2016 Conference (Denver, CO)	4/4/16 - 4/9/16	2,145.28
Badalamenti, Jean Total			2,145.28
Blahnik, Andrew	COSUGI Conference - SirsiDynix (Indianapolis, IN)	5/19/16 - 5/25/16	1,681.08
Blahnik, Andrew Total			1,681.08
Butler, Jonathan	Shared Technical Services Project (New York, NY)	1/20/16 - 1/21/16	145.08
Butler, Jonathan Total			145.08
De Campos Salles, Ana	2015 ALA Midwinter Meeting and Exhibits (Boston, MA)	1/7/16 - 1/12/16	1,342.00
De Campos Salles, Ana Total			1,342.00
Donovan, Kerry	National Conference of Librarians Servicing Blind & Physically Handicapped Individuals (San Francisco, CA)	4/2/16 - 4/7/16	2,038.26
Donovan, Kerry Total			2,038.26
Eckelberry, Sara	PLA 2016 Conference (Denver, CO)	4/5/16 - 4/9/16	1,474.25
Eckelberry, Sara Total			1,474.25
Freeman, Cassandra	2016 ALA Midwinter Meeting and Exhibits (Boston, MA)	1/8/16 - 1/10/16	929.20
Freeman, Cassandra Total			929.20
Fuller, Kim	Shared Technical Services Project (New York, NY)	1/20/16 - 1/21/16	121.00
Fuller, Kim Total			121.00
Gibson, William	COSUGI Conference (Indianapolis, IN)	5/23/16 - 5/25/16	1,220.00
	Visit to Books Ops of NYPL and BPL (Long Island, NY)	8/21/16 - 8/22/16	126.00
Gibson, William Total			1,346.00
Givens, Cedric	American Library Association 2016 Annual Conference (Orlando, FL)	6/23/16 - 6/28/16	646.50
Givens, Cedric Total			646.50
Gonzales, Laura	PLA 2016 Conference (Denver, CO)	4/6/16 - 4/9/16	1,545.22
Gonzales, Laura Total			1,545.22
Goodhue, Danielle	PLA 2016 Conference (Denver, CO)	4/5/16 - 4/9/16	1,619.00
Goodhue, Danielle Total			1,619.00
Greek, Mark	Society of American Archivists Annual Meeting (Atlanta, GA)	8/3/16 - 8/6/16	1,880.54
Greek, Mark Total			1,880.54
Greenberg, Judi	Read by 4th Initiative, Strategic Initiatives, Marketing, Culinary Literacy Center & Prison Services Librarian (Philadelphia, PA)	5/17/16 - 5/18/16	102.14
Greenberg, Judi Total			102.14
Henry, Eboni	American Library Association 2016 Annual Conference (Orlando, FL)	6/23/16 - 6/28/16	1,250.00
Henry, Eboni Total			1,250.00
Hurwitz, Julia	Visit/Meeting with curator of CLCR in Philadelphia, PA	3/4/2016	46.00
Hurwitz, Julia Total			46.00
Hussain, Ariana	American Library Association 2016 Annual Conference (Orlando, FL)	6/24/16 - 6/27/16	1,093.70
Hussain, Ariana Total			1,093.70
James-Daley, Maryann	PLA 2016 Conference (Denver, CO)	4/5/16 - 4/9/16	1,508.71
James-Daley, Maryann Total			1,508.71
Jones, Joslyn	PLA 2016 Conference (Denver, CO)	4/5/2016	586.50
Jones, Joslyn Total			586.50
Jones, Wanda	People and Stories Training (Princeton, NJ)	6/27/16 - 6/28/16	230.25
Jones, Wanda Total			230.25
Katzin, Sheryl	COSUGI Conference - SirsiDynix (Indianapolis, IN)	5/23/16 - 5/25/16	189.00
	Visit to Books Ops of NYPL and BPL (Long Island, NY)	8/21/16 - 8/22/16	126.00
	Interview for Collections Position	2/7/16 - 2/8/16	308.23
Katzin, Sheryl Total			623.23
Kirven, Barbara	IPMA-HR International Training Conference and Expo (Kansas City, MO)	9/17/16 - 9/22/16	1,000.00
Kirven, Barbara Total			1,000.00
Knight, Kimberly	2016 ALA Midwinter Meeting and Exhibits (Boston, MA)	1/8/16 - 1/11/16	1,169.10
Knight, Kimberly Total			1,169.10
Livoti, Annclaire	PLA 2016 Conference (Denver, CO)	4/6/16 - 4/10/16	1,619.00

Livoti, Annclaire Total			1,619.00
Lukehart, Wendy	American Library Association Mid-Winter Conference (Boston, MA)	1/8/16 - 1/11/16	1,266.70
	Book Expo America 2016 (Chicago, IL)	5/11/16 - 5/13/16	1,242.80
	Visit to Books Ops of NYPL and BPL (Long Island, NY)	8/21/16 - 8/22/16	230.14
Lukehart, Wendy Total			2,739.64
Lyon, Anne	Urban Librarians Conference (Brooklyn, NY)	5/6/2016	203.50
Lyon, Anne Total			203.50
Martin, Russell	Personal Digital Archiving Conference (Ann Arbor, MI)	5/11/16 - 5/24/16	560.40
Martin, Russell Total			560.40
Mason, Lesley	2016 ALA Midwinter Meeting and Exhibits (Boston, MA)	1/8/16 - 1/12/16	1,342.00
Mason, Lesley Total			1,342.00
Mecks, Joi	ULC 2015 Leaders Partnering for Success Conference (San Diego, CA)	10/27/15 - 10/30/15	1,539.20
	Read by 4th Initiative, Strategic Initiatives, Marketing, Culinary Literacy Center & Pr	5/17/16 - 5/18/16	96.00
Mecks, Joi Total			1,635.20
Mohr, Diane	Day of Dialogue and Book Expo America 2016 (Chicago, IL)	5/10/16 - 5/14/16	1,290.00
	Visit to Books Ops of NYPL and BPL (Long Island, NY)	8/21/16 - 8/22/16	146.00
Mohr, Diane Total			1,436.00
Nguyen, My	PLA 2016 Conference (Denver, CO)	4/6/16 - 4/9/16	585.50
	People and Stories Training (Princeton, NJ)	6/27/16 - 6/28/16	357.73
Nguyen, My Total			943.23
Njoku, Eboni	2016 ALA Midwinter Meeting and Exhibits (Boston, MA)	1/8/16 - 1/12/16	1,342.00
Njoku, Eboni Total			1,342.00
O'Connor, Meaghan	American Library Association Mid-Winter Conference (Boston, MA)	1/8/16 - 1/11/16	351.20
	PLA 2016 Conference (Denver, CO)	4/5/16 - 4/8/16	1,467.07
	Read by 4th Initiative, Strategic Initiatives, Marketing, Culinary Literacy Center & Pr	5/17/16 - 5/18/16	96.00
	82nd World Library and Information Congress (Columbus, OH)	8/13/16 - 8/18/16	900.50
O'Connor, Meaghan Total			2,814.77
Osborne, Kevin	PLA 2016 Conference (Denver, CO)	4/5/16 - 4/9/16	1,619.00
Osborne, Kevin Total			1,619.00
Perry-Gaiter, Grace	Public Sector EEO and Employee Law Conference (San Francisco, CA)	8/17/16 - 8/19/16	316.80
Perry-Gaiter, Grace Total			316.80
Pittman, Janelle	Womens Leadership Institute (Cary, NC)	9/18/16 - 9/23/16	1,093.29
Pittman, Janelle Total			1,093.29
Poole, Keisha	Visit to Books Ops of NYPL and BPL (Long Island, NY)	8/21/16 - 8/22/16	126.00
Poole, Keisha Total			126.00
Quash, Karen	American Library Association 2016 Annual Conference (Orlando, FL)	6/23/16 - 6/28/16	1,250.00
Quash, Karen Total			1,250.00
Quick, David	PLA 2016 Conference (Denver, CO)	4/6/16 - 4/9/16	1,418.97
Quick, David Total			1,418.97
Remigio-Leonard, Myra	People and Stories Training (Princeton, NJ)	6/27/16 - 6/28/16	241.50
Remigio-Leonard, Myra Total			241.50
Riley, Eric	People and Stories Training (Princeton, NJ)	6/27/16 - 6/28/16	295.00
Riley, Eric Total			295.00
Robinson, Tammie	110th GFOA Annual Conference (Toronto, Ontario, Canada)	5/21/16 - 5/25/16	2,154.95
Robinson, Tammie Total			2,154.95
Ross, Anthony	PLA 2016 Conference (Denver, CO)	4/6/16 - 4/9/15	1,619.00
Ross, Anthony Total			1,619.00
Ross, Tony	Shared Technical Services Project (New York, NY)	1/20/16 - 1/21/16	121.00
Ross, Tony Total			121.00
Saulter, David	Shared Technical Services Project (New York, NY)	1/20/16 - 1/21/16	121.00
Saulter, David Total			121.00
Shorr, Many	American Library Association Mid-Winter Conference (Boston, MA)	1/7/16 - 1/10/16	1,325.64
	American Library Association 2016 Annual Conference (Orlando, FL)	6/23/16 - 6/27/16	1,248.40
	PLA 2016 Conference (Denver, CO)	4/5/16 - 4/10/16	3,698.72
	Read by 4th Initiative, Strategic Initiatives, Marketing, Culinary Literacy Center & Pr	5/17/16 - 5/18/16	96.00
	IFLA Satallite Meeting 2016 (Philadelphia, PA)	8/9/16 - 8/12/16	230.48
Shorr, Many Total			6,599.24
Sumler, Tracy	PLA 2016 Conference (Denver, CO)	4/5/16 - 4/9/16	1,183.86
Sumler, Tracy Total			1,183.86
Taliaferro, Monika	Public Sector EEO and Employee Law Conference (San Francisco, CA)	8/17/16 - 8/19/16	319.48
Taliaferro, Monika Total			319.48
Thomas, DeAnna	NAAHR National Conference (Atlanta, GA)	9/29/16 - 10/1/16	738.92
Thomas, DeAnna Total			738.92
Thompson, Jennifer	LRNG Summit East (Philadelphia, PA)	1/7/16 - 1/8/16	547.28
	PLA 2016 Conference (Denver, CO)	4/5/16 - 4/9/16	1,824.00
Thompson, Jennifer Total			2,371.28
Thrasher, Lucy	PLA 2016 Conference (Denver, CO)	4/5/16 - 4/9/16	1,619.00
Thrasher, Lucy Total			1,619.00

Towels, Karen	PLA 2016 Conference (Denver, CO)	4/5/16 - 4/9/16	1,619.00
Towels, Karen Total			1,619.00
Vrabel, Cynthia	PLA 2016 Conference (Denver, CO)	4/6/16 - 4/9/16	1,317.48
Vrabel, Cynthia Total			1,317.48
Wagner, Catherine	PLA 2016 Conference (Denver, CO)	4/5/16 - 4/9/16	1,589.14
Wagner, Catherine Total			1,589.14
Waide, Alexis	PLA 2016 Conference (Denver, CO)	4/5/16 - 4/9/16	838.70
	People and Stories Training (Princeton, NJ)	6/27/16 - 6/28/16	283.98
Waide, Alexis Total			1,122.68
Waide, Marcus	PLA 2016 Conference (Denver, CO)	4/5/16 - 4/9/16	769.70
Waide, Marcus Total			769.70
Wang, Hao Theresa	Urban Librarians Conference (Brooklyn, NY)	5/6/2016	500.00
Wang, Hao Theresa Total			500.00
Warwick, Lisa	PLA 2016 Conference (Denver, CO)	4/7/16 - 4/9/16	1,367.46
Warwick, Lisa Total			1,367.46
Wiley, Carla	Calibre Press Female Enforcers (Atlantic City, NJ)	6/19/16 - 6/20/16	402.42
Wiley, Carla Total			402.42
Williams, Kerrie	Annual Conference: Rare Books & Manuscripts Section of the Assoc, College & Re	6/21/16 - 6/24/16	1,342.00
Williams, Kerrie Total			1,342.00
Williams, Kerrie Cotton	Society of American Archivists Annual Conf (Atlanta, GA)	8/2/16 - 8/6/16	1,141.95
Williams, Kerrie Cotton Total			1,141.95
Williams, Michael	The Road to Drupa 2016 - Let the Work Flow (Webster, NY)	3/14/16 - 3/15/16	457.18
Williams, Michael Total			457.18
Woods, Kimberly	110th GFOA Annual Conference (Toronto, Ontario, Canada)	5/21/16 - 5/25/16	2,080.72
Woods, Kimberly Total			2,080.72
Zablud, Kim	PLA 2016 Conference (Denver, CO)	4/6/16 - 4/9/16	1,345.46
	Visit to Books Ops of NYPL and BPL (Long Island, NY)	8/21/16 - 8/22/16	82.25
	Shared Technical Services Project (New York, NY)	1/20/16 - 1/21/16	121.00
Zablud, Kim Total			1,548.71
Grand Total			83,364.86
Travel Charged to Purchase Card			20,335.27
Grand Total			103,700.13

FY 2017 Travel Expenditures (as of 12/31/16)

NAME	NAME OF COURSE	TRAINING DATES	Sum of Amt Paid
Henry, Eboni	ALA Midwinter 2017 (Atlanta, GA)	1/19/17 - 1/24/17	1,017.36
Henry, Eboni Total			1,017.36
Mitchell, Kari	ALA Midwinter 2017 (Atlanta, GA)	1/20/17 - 1/24/17	1,009.97
Mitchell, Kari Total			1,009.97
*Shorr, Many	ALA Midwinter 2017 (Atlanta, GA)	1/19/17 - 1/23/17	
Shorr, Many Total			
*Sumler, Tracy	ALA Midwinter 2017 (Atlanta, GA)	1/19/17 - 1/24/17	
Sumler, Tracy Total			
Kerelchuk, Nicholas	CES: Consumer Electronics Show & Conference (Las Vegas, NV)	1/5/17 - 1/8/17	556.80
Kerelchuk, Nicholas Total			556.80
Reeber, Patricia	Families Learning Summit (Detroit, MI)	10/17/16 - 10/19/16	747.80
Reeber, Patricia Total			747.80
Badalamenti, Jean	Meeting with the Philadelphia Free Library (Philadelphia, PA)	12/13/16 - 12/14/16	96.00
Badalamenti, Jean Total			96.00
Algee, Lauren	Digital Library Federation Forum 2016 and Digital Preservation 2016 (Milwaukee, WI)	11/7/16 - 11/10/16	1,779.25
Algee, Lauren Total			1,779.25
Greenberg, Judi	2016 ULC Annual Forum: ULC Libraries: Getting to the Evidence (Kansas City, MO)	10/5/16 - 10/7/16	480.75
Greenberg, Judi Total			480.75
Thompson, Jennifer	YALSA 2016 Young Adult Services Symposium (Pittsburgh, PA)	11/4/16 - 11/6/16	1,069.20
Thompson, Jennifer Total			1,069.20
Espinosa, Hilary	Families Learning Summit (Detroit, MI)	10/17/16 - 10/19/16	859.20
Espinosa, Hilary Total			859.20
Mickens, Anthony	Verbal Defense & Influence Instructors Course (Carolina Beach, NC) rescheduled to	12/19/16 - 12/22/16	500.00
	Verbal Defense & Influence Instructors Course (Valhalla, NY)	4/4/17 - 4/7/17	
Mickens, Anthony Total			500.00
*Vincent, Christopher	Law Enforcement Supervisory Leadership Training Program (Brunswick, GA)	12/5/16 - 12/15/16	
Vincent, Christopher Total			
*McCoy, Ryan	ALA Midwinter 2017 (Atlanta, GA)	1/20/17 - 1/23/17	
McCoy, Ryan Total			
*Salamah, Hadeal	Monarch Readers Committee (New Lenox, IL)	2/10/17 - 2/13/17	
Salamah, Hadeal Total			
*Struslenski, Julia	Urban Librarians Conference (Brooklyn, NY)	4/6/17 - 4/8/17	

Struslenski, Julia Total			
*Tanner, Janna	Urban Librarians Conference (Brooklyn, NY)	4/6/17 - 4/8/17	
Tanner, Janna Total			
Grand Total			8,116.33

***Note: For FY 2017 - Anticipated travel expenses have not yet been recorded or reimbursed.**

The senior management team, including the executive director does not have individuals travel budgets.

GENERAL QUESTIONS

Question Number 75

Provide the following information for all grants awarded to or accepted by DCPL during FY16 and to date in FY17:

- **Grant Number/Title;**
- **Approved Budget Authority;**
- **Expenditures (including encumbrances and pre-encumbrances);**
- **Purpose of the grant;**
- **Grant deliverables;**
- **Grant outcomes, including grantee performance;**
- **Any corrective actions taken or technical assistance provided;**
- **DCPL program and activity supported by the grant;**
- **DCPL employee(s) responsible for grant deliverables; and**
- **Source of funds.**

FY16

Grant Number/Title: LS-00-15-0009-15

Approved Budget Authority: \$924,058.00

Expenditures (including encumbrances and pre-encumbrances): \$924,058.00

Purpose of the grant: The purpose of the grant is to provide federal funds to State Library Administrative Agencies (SLAA) to support lifelong learning, employment & economic development, human services, civic engagement, information access, and library capacity building.

Grant deliverables: The grant supported sign language interpretation for public programs, Braille classes, GED preparation and teen programs, digitization of library collections, purchase of public technology in libraries, and staff training.

Grant outcomes, including grantee performance:

- Made referrals to adult literacy programs and held book discussions
- Provided American Sign Language interpretation for programs, as well as for deaf/hard of hearing staff
- Preservation and digitization of special collections in Washingtoniana at MLK Library
- Programs for children and teens including music and video production workshops for teens throughout the District
- Support for the development of the Library's strategic plan
- Supported more than 50 staff to attend library conferences and trainings (including webinars)

Any corrective actions taken or technical assistance provided: Neither corrective action nor technical assistance has been needed.

DCPL program and activity supported by the grant: Center for Accessibility, Adult Literacy Resource Center, Digital Commons services in the neighborhood libraries, Special Collections, Teen Projects/Programs, and strategic planning/program evaluation/planning.

DCPL employee responsible for grant deliverables: Manya Shorr

Source of funds: Institute of Museum and Library Services under the Library Services and Technology Act (LSTA) Grant.

FY17

Grant Number/Title: LS-00-16-0009-16

Approved Budget Authority: \$931,362.00

Expenditures (including encumbrances and pre-encumbrances): TBD

Purpose of the grant: The purpose of the grant is to provide federal funds to State Library Administrative Agencies (SLAA) to support lifelong learning, employment & economic development, human services, civic engagement, information access, and library capacity building.

Grant deliverables: The grant will support sign language interpretation for public programs, Braille classes, GED preparation and teen programs, digitization of library collections, purchase of public technology in libraries, staff training, and strategic planning initiatives.

Grant outcomes, including grantee performance: All program elements supported by this grant will be implemented in FY17.

Any corrective actions taken or technical assistance provided: Neither corrective action nor technical assistance has been needed.

DCPL program and activity supported by the grant: Center for Accessibility, Adult Literacy Resource Center, the Labs@DCPL, Special Collections, Teen Projects/Programs, strategic planning for program evaluation.

DCPL employee responsible for grant deliverables: Manya Shorr

Source of funds: Institute of Museum and Library Services under the Library Services and Technology Act (LSTA) Grant.

GENERAL QUESTIONS

Question Number 76

Provide the following information for all grants/subgrants awarded by DCPL during FY16 and to date in FY17:

- **Grant Number/Title;**
- **Approved Budget Authority;**
- **Expenditures (including encumbrances and pre-encumbrances);**
- **Purpose of the grant;**
- **Grant deliverables;**
- **Grant outcomes, including grantee/subgrantee performance;**
- **Any corrective actions taken or technical assistance provided;**
- **DCPL employee/s responsible for overseeing the grant; and**
- **Source of funds.**

FY16

Grant Number/Title: LS-00-15-0009-15

Approved Budget Authority: \$924,058.00

Expenditures (including encumbrances and pre-encumbrances): \$924,058.00

Purpose of the grant: The purpose of the grant is to provide federal funds to State Library Administrative Agencies (SLAA) to support lifelong learning, employment & economic development, human services, civic engagement, information access, and library capacity building.

Grant deliverables: The grant supported sign language interpretation for public programs, Braille classes, GED preparation and teen programs, digitization of library collections, purchase of public technology in libraries, and staff training.

Grant outcomes, including grantee performance:

- Made referrals to adult literacy programs and held book discussions
- Provided American Sign Language interpretation for programs, and for deaf/hard of hearing staff
- Preservation and digitization of special collections in Washingtoniana at MLK Library
- Programs for children and teens including music and video production workshops for teens throughout the District
- Support for the development of the Library's strategic plan
- Supported over 50 staff to attend library conferences and trainings (including webinars)

Any corrective actions taken or technical assistance provided: Neither corrective action nor technical assistance has been needed.

DCPL program and activity supported by the grant: Center for Accessibility, Adult Literacy Resource Center, Digital Commons services in the neighborhood libraries, Special Collections, Teen Projects/Programs, and strategic planning/program evaluation/planning.

DCPL employee responsible for grant deliverables: Manya Shorr

Source of funds: Institute of Museum and Library Services under the Library Services and Technology Act (LSTA) Grant.

FY17

Grant Number/Title: LS-00-16-0009-16

Approved Budget Authority: \$931,362.00

Expenditures (including encumbrances and pre-encumbrances): TBD

Purpose of the grant: The purpose of the grant is to provide federal funds to State Library Administrative Agencies (SLAA) to support lifelong learning, employment & economic development, human services, civic engagement, information access, and library capacity building.

Grant deliverables: The grant will support sign language interpretation for public programs, Braille classes, GED preparation and teen programs, digitization of library collections, purchase of public technology in libraries, staff training, and strategic planning initiatives.

Grant outcomes, including grantee performance: All program elements supported by this grant will be Implemented in FY17.

Any corrective actions taken or technical assistance provided: Neither corrective action nor technical assistance has been needed.

DCPL program and activity supported by the grant: Center for Accessibility, Adult Literacy Resource Center, the Labs@DCPL, Special Collections, Teen Projects/Programs, strategic planning for program evaluation.

DCPL employee responsible for grant deliverables: Manya Shorr

Source of funds: Institute of Museum and Library Services under the Library Services and Technology Act (LSTA) Grant.

GENERAL QUESTIONS

Question Number 77

Provide the following information for all contracts awarded by DCPL during FY16 and to date in FY17:

Please include:

- a. Contract Number;
- b. Approved Budget Authority;
- c. Funding Source;
- d. Whether it was competitively bid or sole sourced;
- e. Expenditures (including encumbrances and pre-encumbrances);
- f. Purpose of the contract;
- g. Name of the vendor;
- h. Contract deliverables;
- i. Contract outcomes;
- j. Any corrective actions taken or technical assistance provided; and
- k. DCPL employee/s responsible for overseeing the contract.

See the below list of contracts awarded by DC Public Library during FY16.

Contract Number DCPL-2014-C-0003C	PO529444
Contract Number	DCPL-2014-C-0003C
Approved Budget Authority	\$400,000.00 (Option Year 1)
Funding Source	Local
Competitively Bid or Sole Source	Competitively Bid (Indefinite Delivery/ Indefinite Quantity Contract)
Expenditures	\$261,773.04
Purpose of Contract	Books to Build and Maintain Book Collections
Name of Vendor	Ingram Library Services
Contract Deliverables	Books to Build and Maintain Collections
Contract Outcomes	Books to Build and Maintain Collections
Any Corrective Actions Taken or Technical Assistance Provided	No
DCPL Employee(s) Responsible for Overseeing the Contract	Sheryl Katzin
Contract Number DCPL-2014-C-0003F	PO529439
Contract Number	DCPL-2014-C-0003F
Approved Budget Authority	\$100,000.00 (Option Year 1)
Funding Source	Local
Competitively Bid or Sole Source	Competitively Bid (Indefinite Delivery/ Indefinite Quantity Contract)
Expenditures	\$49,213.90
Purpose of Contract	Books, Materials and Selected Services
Name of Vendor	Brodart Company
Contract Deliverables	Books to Build and Maintain Collections
Contract Outcomes	Books to Build and Maintain Collections

Any Corrective Actions Taken or Technical Assistance Provided	No
DCPL Employee(s) Responsible for Overseeing the Contract	Sheryl Katzin
Contract Number DCPL-2014-C-0003B	PO529441
Contract Number	DCPL-2014-C-0003B
Approved Budget Authority	\$300,000.00 (Option Year 1)
Funding Source	Local
Competitively Bid or Sole Source	Competitively Bid (Indefinite Delivery/ Indefinite Quantity Contract)
Expenditures	\$230,030.06
Purpose of Contract	Books, Materials and Selected Services
Name of Vendor	Baker & Taylor, Inc.
Contract Deliverables	Books to Build and Maintain Collections
Contract Outcomes	Books to Build and Maintain Collections
Any Corrective Actions Taken or Technical Assistance Provided	No
DCPL Employee(s) Responsible for Overseeing the Contract	Sheryl Katzin
Contract Number DCPL-2014-C-0003H	PO529440
Contract Number	DCPL-2014-C-0003H
Approved Budget Authority	\$150,000.00 (Option Year 1)
Funding Source	Local
Competitively Bid or Sole Source	Competitively Bid (Indefinite Delivery/ Indefinite Quantity Contract)
Expenditures	\$58,212.70
Purpose of Contract	Tapes and Selected Materials
Name of Vendor	Midwest Tapes LLC
Contract Deliverables	Tapes and Selected Materials
Contract Outcomes	Tapes and Selected Materials
Any Corrective Actions Taken or Technical Assistance Provided	No
DCPL Employee(s) Responsible for Overseeing the Contract	Sheryl Katzin
Contract Number PO531693	PO531693
Contract Number	PO531693
Approved Budget Authority	\$300,000.00
Funding Source	Local
Competitively Bid or Sole Source	Competition Exemption
Expenditures	\$236,579.80
Purpose of Contract	FY16 Overdrive Digital Content and Download Services
Name of Vendor	Overdrive Inc.
Contract Deliverables	Subscription Renewal
Contract Outcomes	Subscription Renewal
Any Corrective Actions Taken or Technical Assistance Provided	No
DCPL Employee(s) Responsible for Overseeing the Contract	Sheryl Katzin
Contract Number DCPL-2015-C-0043	PO530985

Contract Number	DCPL-2015-C-0043
Approved Budget Authority	\$700,200.00
Funding Source	Local
Competitively Bid or Sole Source	Competitively Bid
Expenditures	\$700,200.00
Purpose of Contract	LAN/WAN Services (Base Year)
Name of Vendor	Allied Telecom Group, LLC
Contract Deliverables	LAN/WAN Services
Contract Outcomes	LAN/WAN Services
Any Corrective Actions Taken or Technical Assistance Provided	No
DCPL Employee(s) Responsible for Overseeing the Contract	Lami Armoire
Contract Number DCPL-2015-C-0043	PO546128
Contract Number	DCPL-2015-C-0043
Approved Budget Authority	\$233,400.00
Funding Source	Local
Competitively Bid or Sole Source	Competitively Bid
Expenditures	\$233,400.00
Purpose of Contract	LAN/WAN Services (Option Year 1-Partial)
Name of Vendor	Allied Telecom Group, LLC
Contract Deliverables	LAN/WAN Services
Contract Outcomes	LAN/WAN Services
Any Corrective Actions Taken or Technical Assistance Provided	No
DCPL Employee(s) Responsible for Overseeing the Contract	Lami Armoire
Contract Number DCPL-2015-C-0055	PO547447
Contract Number	DCPL-2015-C-0055
Approved Budget Authority	\$177,272.25
Funding Source	Local
Competitively Bid or Sole Source	Competitively Bid
Expenditures	\$177,272.25
Purpose of Contract	Purchase of Network Equipment
Name of Vendor	Networking for the Future
Contract Deliverables	New Network Equipment
Contract Outcomes	New Network Equipment
Any Corrective Actions Taken or Technical Assistance Provided	No
DCPL Employee(s) Responsible for Overseeing the Contract	Lami Armoire
Contract Number DCPL-2014-C-0001	PO531230
Contract Number	DCPL-2014-C-0001 (GS-25F-0062L)
Approved Budget Authority	\$99,000.00 (Option Year 2)
Funding Source	Local
Competitively Bid or Sole Source	Competitively Bid (GSA)
Expenditures	\$53,861.85
Purpose of Contract	Renewal of Xerox Maintenance Agreement
Name of Vendor	Xerox Direct

Contract Deliverables	Maintenance of Xerox Equipment
Contract Outcomes	Maintenance of Xerox Equipment
Any Corrective Actions Taken or Technical Assistance Provided	No
DCPL Employee(s) Responsible for Overseeing the Contract	Lami Armorie
Contract Number DCPL-2014-C-0001	PO533734
Contract Number	DCPL-2014-C-0001 (GS-25F-0062L)
Approved Budget Authority	\$551,882.52 (Option Year 2)
Funding Source	Local
Competitively Bid or Sole Source	Competitively Bid (GSA)
Expenditures	\$533,324.27
Purpose of Contract	Renewal of Xerox Maintenance Agreement
Name of Vendor	Xerox Direct
Contract Deliverables	Maintenance of Xerox Equipment
Contract Outcomes	Maintenance of Xerox Equipment
Any Corrective Actions Taken or Technical Assistance Provided	No
DCPL Employee(s) Responsible for Overseeing the Contract	Lami Armorie
Contract Number DCPL-2015-C-0003	PO533224
Contract Number	DCPL-2015-C-0003
Approved Budget Authority	\$1,395,379.24 (Option Year 1)
Funding Source	Local
Competitively Bid or Sole Source	Competitively Bid
Expenditures	\$1,319,989.30
Purpose of Contract	Janitorial Services at 25 Libraries
Name of Vendor	National Service Contractors
Contract Deliverables	Janitorial Services at 25 Libraries
Contract Outcomes	Clean Libraries
Any Corrective Actions Taken or Technical Assistance Provided	No
DCPL Employee(s) Responsible for Overseeing the Contract	Michael Dodson
Contract Number PO535572	PO535572
Contract Number	PO535572
Approved Budget Authority	\$212,044.91
Funding Source	Local
Competitively Bid or Sole Source	Competition Exemption
Expenditures	\$209,379.09
Purpose of Contract	FY16 Renewal of Sirsi Software Maintenance Agreement
Name of Vendor	Sirsi Corporation
Contract Deliverables	Renewal of Sirsi Software Maintenance Agreement
Contract Outcomes	Renewal of Sirsi Software Maintenance Agreement

Any Corrective Actions Taken or Technical Assistance Provided	No
DCPL Employee(s) Responsible for Overseeing the Contract	Lami Armoire
Contract Number PO536699	PO536699
Contract Number	PO536699
Approved Budget Authority	\$228,170.00
Funding Source	Local
Competitively Bid or Sole Source	Competitively Bid
Expenditures	\$228,170.00
Purpose of Contract	Insurance Premium Payment for MLK Modernization - Owners Protective Professional Liability Insurance
Name of Vendor	D.H. Lloyd & Associates
Contract Deliverables	Owners Protective Professional Liability Insurance
Contract Outcomes	Owners Protective Professional Liability Insurance
Any Corrective Actions Taken or Technical Assistance Provided	No
DCPL Employee(s) Responsible for Overseeing the Contract	Jonathan Butler
Contract Number GS-07F-8854D	PO536965
Contract Number	GS-07F-8854D
Approved Budget Authority	\$198,600.00
Funding Source	Local
Competitively Bid or Sole Source	Competitively Bid (GSA)
Expenditures	\$198,600.00
Purpose of Contract	FY16 Renewal of Maintenance Agreement for Alarm Monitoring Equipment and Software
Name of Vendor	Tyco Fire & Security (US) Mgt.
Contract Deliverables	Maintenance Services
Contract Outcomes	Maintenance Services
Any Corrective Actions Taken or Technical Assistance Provided	No
DCPL Employee(s) Responsible for Overseeing the Contract	Chief Larry Volz
Contract Number GS-23F-0141L	PO529417
Contract Number	GS-23F-0141L
Approved Budget Authority	\$72,000.00
Funding Source	Local
Competitively Bid or Sole Source	Competitively Bid (GSA)
Expenditures	\$63,503.69
Purpose of Contract	Strategic Planning Consulting Services
Name of Vendor	Widmeyer Communications
Contract Deliverables	Communication and Survey Support for the DCPL Strategic Plan
Contract Outcomes	Strategic Plan
Any Corrective Actions Taken or Technical Assistance Provided	No

DCPL Employee(s) Responsible for Overseeing the Contract	Judi Greenberg
Contract Number DCPL-2015-C-0039	PO534651
Contract Number	DCPL-2015-C-0039
Approved Budget Authority	\$42,900.00 (Option Year 1)
Funding Source	Local
Competitively Bid or Sole Source	Competitively Bid
Expenditures	\$42,900.00
Purpose of Contract	Computer Training Classes
Name of Vendor	Byte Back Inc.
Contract Deliverables	Computer Literacy for Adults
Contract Outcomes	Computer Literacy for Adults
Any Corrective Actions Taken or Technical Assistance Provided	No
DCPL Employee(s) Responsible for Overseeing the Contract	Meaghan O'Connor
Contract Number DCPL-2015-C-0039	PO538631
Contract Number	DCPL-2015-C-0039
Approved Budget Authority	\$84,240.00 (Option Year 1)
Funding Source	Local
Competitively Bid or Sole Source	Competitively Bid
Expenditures	\$84,240.00
Purpose of Contract	Computer Training Classes
Name of Vendor	Byte Back Inc.
Contract Deliverables	Computer Literacy for Adults
Contract Outcomes	Computer Literacy for Adults
Any Corrective Actions Taken or Technical Assistance Provided	No
DCPL Employee(s) Responsible for Overseeing the Contract	Meaghan O'Connor
Contract Number DCPL-2015-C-0001	PO535430
Contract Number	DCPL-2016-C-0001
Approved Budget Authority	\$73,000.00
Funding Source	Local
Competitively Bid or Sole Source	Competitively Bid
Expenditures	\$73,000.00
Purpose of Contract	Books from Birth
Name of Vendor	Dollywood Foundation
Contract Deliverables	Delivery of Books to Children from Birth to 5 Years Old
Contract Outcomes	Delivery of Books
Any Corrective Actions Taken or Technical Assistance Provided	No
DCPL Employee(s) Responsible for Overseeing the Contract	Meaghan O'Connor
Contract Number GS-21F-0103U	PO531884
Contract Number	GS-21F-0103U
Approved Budget Authority	\$845,000.00
Funding Source	Local

Competitively Bid or Sole Source	Competitively Bid (GSA)
Expenditures	\$845,000.00
Purpose of Contract	HVAC & Plumbing Repairs
Name of Vendor	RSC Electrical & Mechanical
Contract Deliverables	HVAC & Plumbing Repairs
Contract Outcomes	HVAC & Plumbing Repairs
Any Corrective Actions Taken or Technical Assistance Provided	No
DCPL Employee(s) Responsible for Overseeing the Contract	Jonathan Banks
Contract Number DCPL-2014-C-0005C	PO532021
Contract Number	DCPL-2014-C-0005C
Approved Budget Authority	\$31,637.00
Funding Source	Capital
Competitively Bid or Sole Source	Competitively Bid (Indefinite Delivery/ Indefinite Quantity Contract)
Expenditures	\$0
Purpose of Contract	Window Replacement at MLK & Various Libraries
Name of Vendor	United General Contractors
Contract Deliverables	Window Replacement at Various Libraries
Contract Outcomes	Window Replacement at Various Libraries
Any Corrective Actions Taken or Technical Assistance Provided	No
DCPL Employee(s) Responsible for Overseeing the Contract	Jonathan Banks
Contract Number DCPL-2014-C-0005C	PO547548
Contract Number	DCPL-2014-C-0005C
Approved Budget Authority	\$25,000.00
Funding Source	Local
Competitively Bid or Sole Source	Competitively Bid (Indefinite Delivery/ Indefinite Quantity Contract)
Expenditures	\$25,000.00
Purpose of Contract	Window Replacement at Various Libraries
Name of Vendor	United General Contractors
Contract Deliverables	Window Replacement at Various Libraries
Contract Outcomes	Window Replacement at Various Libraries
Any Corrective Actions Taken or Technical Assistance Provided	No
DCPL Employee(s) Responsible for Overseeing the Contract	Jonathan Banks
Contract Number DCPL-2014-C-0005C	PO549547
Contract Number	DCPL-2014-C-0005C
Approved Budget Authority	\$27,000.00
Funding Source	Local
Competitively Bid or Sole Source	Competitively Bid (Indefinite Delivery/ Indefinite Quantity Contract)
Expenditures	\$27,000.00
Purpose of Contract	Window Replacement at MLK Library
Name of Vendor	United General Contractors
Contract Deliverables	Window Replacement at MLK Library

Contract Outcomes	Window Replacement at MLK Library
Any Corrective Actions Taken or Technical Assistance Provided	No
DCPL Employee(s) Responsible for Overseeing the Contract	Jonathan Banks
Contract Number DCAM-14-NC-0133C	PO537856
Contract Number	DCAM-14-NC-0133C
Approved Budget Authority	\$128,500.00
Funding Source	Local
Competitively Bid or Sole Source	Competitively Bid
Expenditures	\$128,500.00
Purpose of Contract	HVAC Audit Winter Commissioning
Name of Vendor	RSC Electrical & Mechanical
Contract Deliverables	HVAC & Plumbing Repairs
Contract Outcomes	HVAC & Plumbing Repairs
Any Corrective Actions Taken or Technical Assistance Provided	No
DCPL Employee(s) Responsible for Overseeing the Contract	Jonathan Banks
Contract Number DCPL-2014-C-0003B	PO539231
Contract Number	DCPL-2014-C-0003B
Approved Budget Authority	\$100,000.00
Funding Source	Local
Competitively Bid or Sole Source	Competitively Bid
Expenditures	\$88,635.93
Purpose of Contract	Woodridge Library Opening Day Collection
Name of Vendor	Baker & Taylor
Contract Deliverables	Books for Library Opening
Contract Outcomes	Books for Library Opening
Any Corrective Actions Taken or Technical Assistance Provided	No
DCPL Employee(s) Responsible for Overseeing the Contract	Sheryl Katzin
Contract Number PO543393	PO543393
Contract Number	N/A
Approved Budget Authority	\$126,024.00
Funding Source	Local
Competitively Bid or Sole Source	Competition Exemption
Expenditures	\$126,024.00
Purpose of Contract	Ebsco On-Line Periodicals Subscription Services
Name of Vendor	Ebsco Industries
Contract Deliverables	Subscription Renewal
Contract Outcomes	Subscription Renewal
Any Corrective Actions Taken or Technical Assistance Provided	No
DCPL Employee(s) Responsible for Overseeing the Contract	Sheryl Katzin

Contract Number PO545482	PO545482
---------------------------------	-----------------

Contract Number	PO545482
Approved Budget Authority	\$193,810.00
Funding Source	Local
Competitively Bid or Sole Source	Competition Exemption
Expenditures	\$193,810.00
Purpose of Contract	Renewal of Proquest Databases
Name of Vendor	Proquest LLC
Contract Deliverables	Subscription Renewal
Contract Outcomes	Subscription Renewal
Any Corrective Actions Taken or Technical Assistance Provided	No
DCPL Employee(s) Responsible for Overseeing the Contract	Sheryl Katzin
Contract Number DCPL-2014-C-0009B	PO541862
Contract Number	DCPL-2014-C-0009B
Approved Budget Authority	\$280,000.00
Funding Source	Capital
Competitively Bid or Sole Source	Competitively Bid (Indefinite Delivery/ Indefinite Quantity Contract)
Expenditures	\$280,000.00
Purpose of Contract	Project Management Services for the MLK Jr. Library Renovation Project
Name of Vendor	Lynch Development Advisors
Contract Deliverables	Project Management Services
Contract Outcomes	Project Management Services
Any Corrective Actions Taken or Technical Assistance Provided	No
DCPL Employee(s) Responsible for Overseeing the Contract	Kim Fuller
Contract Number DCPL-2014-C-0009C	PO532168
Contract Number	DCPL-2014-C-0009C
Approved Budget Authority	\$121,932.00
Funding Source	Capital
Competitively Bid or Sole Source	Competitively Bid (Indefinite Delivery/ Indefinite Quantity Contract)
Expenditures	\$121,932.00
Purpose of Contract	Project Management Services for Cleveland Park Library (Continuation)
Name of Vendor	Brailsford & Dunlavey
Contract Deliverables	Project Management Services
Contract Outcomes	Project Management Services
Any Corrective Actions Taken or Technical Assistance Provided	No
DCPL Employee(s) Responsible for Overseeing the Contract	Rauzia Ally

Contract Number DCPL-2014-C-0009C	PO543802
--	-----------------

Contract Number	DCPL-2014-C-0009C
Approved Budget Authority	\$112,295.00
Funding Source	Capital
Competitively Bid or Sole Source	Competitively Bid (Indefinite Delivery/ Indefinite Quantity Contract)
Expenditures	\$112,295.00
Purpose of Contract	Southwest Library Pre-Design Due Diligence Services
Name of Vendor	Brailsford & Dunlavey
Contract Deliverables	Pre-Design Due Diligence Report
Contract Outcomes	Pre-Design Due Diligence Report
Any Corrective Actions Taken or Technical Assistance Provided	No
DCPL Employee(s) Responsible for Overseeing the Contract	Jaspreet Pahwa
Contract Number DCAM-13-CS-0116E	PO548951
Contract Number	DCAM-13-CS-0116E
Approved Budget Authority	\$218,146.79
Funding Source	Capital
Competitively Bid or Sole Source	Competitively Bid (DGS Indefinite Delivery/ Indefinite Quantity Contract)
Expenditures	\$218,146.79
Purpose of Contract	Chevy Chase Library Roof Replacement and Water Prevention Services
Name of Vendor	Alternatives Renewal Solutions
Contract Deliverables	Roof Replacement and Water Prevention Services
Contract Outcomes	Roof Replacement and Water Prevention Services
Any Corrective Actions Taken or Technical Assistance Provided	No
DCPL Employee(s) Responsible for Overseeing the Contract	Jonathan Banks
Contract Number DCPL-2015-C-0034	PO532091
Contract Number	DCPL-2015-C-0034
Approved Budget Authority	\$758,860.00
Funding Source	Capital
Competitively Bid or Sole Source	Competitively Bid
Expenditures	\$758,860.00
Purpose of Contract	Design-Build Services for Cleveland Park Library – Early Release Package
Name of Vendor	Gilbane Building Company
Contract Deliverables	New Cleveland Park Library
Contract Outcomes	New Cleveland Park Library
Any Corrective Actions Taken or Technical Assistance Provided	No
DCPL Employee(s) Responsible for Overseeing	

the Contract	Rauzia Ally
--------------	-------------

Contract Number DCPL-2015-C-0034	PO539119
Contract Number	DCPL-2015-C-0034
Approved Budget Authority	\$2,674,032.00
Funding Source	Capital
Competitively Bid or Sole Source	Competitively Bid
Expenditures	\$2,674,032.00
Purpose of Contract	Design-Build Services for Cleveland Park – Phase 1
Name of Vendor	Gilbane Building Company
Contract Deliverables	New Cleveland Park Library
Contract Outcomes	New Cleveland Park Library
Any Corrective Actions Taken or Technical Assistance Provided	No
DCPL Employee(s) Responsible for Overseeing the Contract	Rauzia Ally
Contract Number DCAM-14-CS-0164D	PO532649
Contract Number	DCAM-14-CS-0164D
Approved Budget Authority	\$648,832.00
Funding Source	Capital
Competitively Bid or Sole Source	Competitively Bid (DGS Indefinite Delivery/ Indefinite Quantity Contract)
Expenditures	\$648,832.00
Purpose of Contract	Chevy Chase Library General Improvements
Name of Vendor	MCN Build LLC
Contract Deliverables	Chevy Chase Library Refresh
Contract Outcomes	Chevy Chase Library Refresh
Any Corrective Actions Taken or Technical Assistance Provided	No
DCPL Employee(s) Responsible for Overseeing the Contract	Jaspreet Pahwa
Contract Number DCPL-2015-C-0001	PO536698
Contract Number	DCPL-2015-C-0001
Approved Budget Authority	\$30,000.00
Funding Source	Capital
Competitively Bid or Sole Source	Competitively Bid
Expenditures	\$30,000.00
Purpose of Contract	Additional Test Fits for MLK Library Interim
Name of Vendor	Perkins + Will
Contract Deliverables	Additional Test Fits for MLK Library Interim
Contract Outcomes	Additional Test Fits for MLK Library Interim
Any Corrective Actions Taken or Technical Assistance Provided	No
DCPL Employee(s) Responsible for Overseeing the Contract	Rauzia Ally
Contract Number DCPL-2015-C-0001	PO537262
Contract Number	DCPL-2015-C-0001

Approved Budget Authority	\$484,972.00
Funding Source	Capital
Competitively Bid or Sole Source	Competitively Bid
Expenditures	\$399,503.34
Purpose of Contract	A/E Services for MLK Library Interim Space
Name of Vendor	Perkins + Will
Contract Deliverables	A/E Services for MLK Library Interim Space
Contract Outcomes	A/E Services for MLK Library Interim Space
Any Corrective Actions Taken or Technical Assistance Provided	No
DCPL Employee(s) Responsible for Overseeing the Contract	Rauzia Ally
Contract Number DCPL-2012-C-0008B	PO535350
Contract Number	DCPL-2012-C-0008B
Approved Budget Authority	\$6,708,313.07
Funding Source	Capital
Competitively Bid or Sole Source	Competitively Bid
Expenditures	\$6,708,313.07
Purpose of Contract	Design-Build Services for Woodridge Library
Name of Vendor	Coakley & Williams Construction
Contract Deliverables	New Woodridge Library
Contract Outcomes	New Woodridge Library
Any Corrective Actions Taken or Technical Assistance Provided	No
DCPL Employee(s) Responsible for Overseeing the Contract	Lisa Deanes
Contract Number DCPL-2016-C-0002	PO531271
Contract Number	DCPL-2016-C-0002
Approved Budget Authority	\$1,036,344.00
Funding Source	Capital
Competitively Bid or Sole Source	Competitively Bid
Expenditures	\$1,036,344.00
Purpose of Contract	Shepherd Park (Juanita E. Thornton) Library Refresh
Name of Vendor	HR General Maintenance
Contract Deliverables	Shepherd Park (Juanita E. Thornton) Library Refresh
Contract Outcomes	Shepherd Park (Juanita E. Thornton) Library Refresh
Any Corrective Actions Taken or Technical Assistance Provided	No
DCPL Employee(s) Responsible for Overseeing the Contract	Jaspreet Pahwa
Contract Number DCPL-2016-C-0005	PO531111
Contract Number	DCPL-2016-C-0005
Approved Budget Authority	\$275,000.00
Funding Source	Capital

Competitively Bid or Sole Source	Competitively Bid
Expenditures	\$275,000.00
Purpose of Contract	Construction Manager at Risk Services for MLK Library
Name of Vendor	Smoot/Gilbane JV
Contract Deliverables	Phase 1 Preconstruction Services
Contract Outcomes	Phase 1 Preconstruction Services

Any Corrective Actions Taken or Technical Assistance Provided	No
DCPL Employee(s) Responsible for Overseeing the Contract	Rauzia Ally
Contract Number DCPL-2013-C-0004	PO541267
Contract Number	DCPL-2013-C-0004
Approved Budget Authority	\$5,484,211.01
Funding Source	Capital
Competitively Bid or Sole Source	Competitively Bid
Expenditures	\$5,484,211.01
Purpose of Contract	A/E Services for Renovation of MLK Jr. Library
Name of Vendor	Martinez & Johnson Architecture
Contract Deliverables	Fees through 50% CDs
Contract Outcomes	New MLK Jr. Library
Any Corrective Actions Taken or Technical Assistance Provided	No
DCPL Employee(s) Responsible for Overseeing the Contract	Kim Fuller
Contract Number DCPL-2016-C-0024	PO542538
Contract Number	DCPL-2016-C-0024
Approved Budget Authority	\$945,232.00
Funding Source	Capital
Competitively Bid or Sole Source	Competitively Bid
Expenditures	\$307,841.80
Purpose of Contract	Design-Build Services for Capitol View Library – Phase 1
Name of Vendor	Broughton Construction Company
Contract Deliverables	Capitol View Library Renovation
Contract Outcomes	Capitol View Library Renovation
Any Corrective Actions Taken or Technical Assistance Provided	No
DCPL Employee(s) Responsible for Overseeing the Contract	Jaspreet Pahwa

See the below list of contracts awarded by DCPL during FY17.

Contract Number GS-07F-225CA	PO551474
Contract Number	GS-07F-225CA
Approved Budget Authority	\$99,840.00

Funding Source	Local
Competitively Bid or Sole Source	Competitively Bid (GSA)
Expenditures	\$0
Purpose of Contract	FY16 Renewal of Maintenance Agreement for Alarm Monitoring Equipment and Software
Name of Vendor	Tyco Fire & Security (US) Mgt.
Contract Deliverables	Maintenance Services
Contract Outcomes	Maintenance Services
Any Corrective Actions Taken or Technical Assistance Provided	No

DCPL Employee(s) Responsible for Overseeing the Contract	Chief Larry Volz
Contract Number DCPL-2016-C-0007	PO551003
Contract Number	DCPL-2016-C-0007
Approved Budget Authority	\$130,000.00
Funding Source	Local
Competitively Bid or Sole Source	Competitively Bid
Expenditures	\$32,941.70
Purpose of Contract	Elevator Maintenance Services
Name of Vendor	United Elevator Company LLC
Contract Deliverables	Maintain Elevators
Contract Outcomes	Maintain Elevators
Any Corrective Actions Taken or Technical Assistance Provided	No
DCPL Employee(s) Responsible for Overseeing the Contract	Jonathan Banks
Contract Number DCPL-2015-C-0003	PO550860
Contract Number	DCPL-2015-C-0003
Approved Budget Authority	\$189,952.82 (Additional Option Year 1 Funding)
Funding Source	Local
Competitively Bid or Sole Source	Competitively Bid
Expenditures	\$188,322.13
Purpose of Contract	Janitorial Services at 25 Libraries
Name of Vendor	National Service Contractors
Contract Deliverables	Janitorial Services at 25 Libraries
Contract Outcomes	Clean Libraries
Any Corrective Actions Taken or Technical Assistance Provided	No
DCPL Employee(s) Responsible for Overseeing the Contract	Michael Dodson
Contract Number PO551558	PO551558
Contract Number	PO551558
Approved Budget Authority	\$212,988.21
Funding Source	Local
Competitively Bid or Sole Source	Competition Exemption

Expenditures	\$212,988.21
Purpose of Contract	FY17 Renewal of Sirsi Software Maintenance Agreement
Name of Vendor	Sirsi Corporation
Contract Deliverables	Renewal of Sirsi Software Maintenance Agreement
Contract Outcomes	Renewal of Sirsi Software Maintenance Agreement
Any Corrective Actions Taken or Technical Assistance Provided	No
DCPL Employee(s) Responsible for Overseeing the Contract	Lami Armoire

Contract Number DCPL-2014-C-0003H	PO551963
Contract Number	DCPL-2014-C-0003H
Approved Budget Authority	\$350,000.00 (Option Year 2 Funding)
Funding Source	Local
Competitively Bid or Sole Source	Competitively Bid (Indefinite Delivery/ Indefinite Quantity Contract)
Expenditures	\$23,825.40
Purpose of Contract	Tapes and Selected Materials
Name of Vendor	Midwest Tapes LLC
Contract Deliverables	Tapes and Selected Materials
Contract Outcomes	Tapes and Selected Materials
Any Corrective Actions Taken or Technical Assistance Provided	No
DCPL Employee(s) Responsible for Overseeing the Contract	Sheryl Katzin
Contract Number DCPL-2014-C-0003F	PO551962
Contract Number	DCPL-2014-C-0003F
Approved Budget Authority	\$350,000.00 (Option Year 2)
Funding Source	Local
Competitively Bid or Sole Source	Competitively Bid (Indefinite Delivery/ Indefinite Quantity Contract)
Expenditures	\$32,942.82
Purpose of Contract	Books, Materials and Selected Services
Name of Vendor	Brodart Company
Contract Deliverables	Books to Build and Maintain Collections
Contract Outcomes	Books to Build and Maintain Collections
Any Corrective Actions Taken or Technical Assistance Provided	No
DCPL Employee(s) Responsible for Overseeing the Contract	Sheryl Katzin
Contract Number DCPL-2014-C-0003B	PO551965
Contract Number	DCPL-2014-C-0003B
Approved Budget Authority	\$600,000.00 (Option Year 2 Funding)
Funding Source	Local
Competitively Bid or Sole Source	Competitively Bid (Indefinite Delivery/ Indefinite Quantity Contract)
Expenditures	\$158,257.98

Purpose of Contract	Books, Materials and Selected Services
Name of Vendor	Baker & Taylor, Inc.
Contract Deliverables	Books to Build and Maintain Collections
Contract Outcomes	Books to Build and Maintain Collections
Any Corrective Actions Taken or Technical Assistance Provided	No
DCPL Employee(s) Responsible for Overseeing the Contract	Sheryl Katzin
Contract Number DCPL-2014-C-0003C	PO551964
Contract Number	DCPL-2014-C-0003C
Approved Budget Authority	\$600,000.00 (Option Year 2)
Funding Source	Local
Competitively Bid or Sole Source	Competitively Bid
Expenditures	\$56,555.67
Purpose of Contract	Books, Materials and Selected Services
Name of Vendor	Ingram Library Services
Contract Deliverables	Books to Build and Maintain Collections
Contract Outcomes	Books to Build and Maintain Collections
Any Corrective Actions Taken or Technical Assistance Provided	No
DCPL Employee(s) Responsible for Overseeing the Contract	Sheryl Katzin
Contract Number PO553200	PO553200
Contract Number	PO553200
Approved Budget Authority	\$400,000.00
Funding Source	Local
Competitively Bid or Sole Source	Competition Exemption
Expenditures	\$108,357.24
Purpose of Contract	FY17 Overdrive Digital Content and Download Services
Name of Vendor	Overdrive Inc.
Contract Deliverables	Subscription Renewal
Contract Outcomes	Subscription Renewal
Any Corrective Actions Taken or Technical Assistance Provided	No
DCPL Employee(s) Responsible for Overseeing the Contract	Sheryl Katzin
Contract Number GS-21F-0103U	PO551631
Contract Number	GS-21F-0103U
Approved Budget Authority	\$600,000.00
Funding Source	Local
Competitively Bid or Sole Source	Competitively Bid (GSA)
Expenditures	\$0
Purpose of Contract	HVAC & Plumbing Repairs
Name of Vendor	RSC Electrical & Mechanical
Contract Deliverables	HVAC & Plumbing Repairs
Contract Outcomes	HVAC & Plumbing Repairs
Any Corrective Actions Taken or Technical Assistance Provided	No
DCPL Employee(s) Responsible for Overseeing	

the Contract	Jonathan Banks
Contract Number DCPL-2014-C-0001	PO551633
Contract Number	DCPL-2014-C-0001 (GS-25F-0062L)
Approved Budget Authority	\$676,925.88 (Option Year 3)
Funding Source	Local
Competitively Bid or Sole Source	Competitively Bid (GSA)
Expenditures	\$114,291.98
Purpose of Contract	Renewal of Xerox Maintenance Agreement
Name of Vendor	Xerox Direct
Contract Deliverables	Maintenance of Xerox Equipment
Contract Outcomes	Maintenance of Xerox Equipment

Any Corrective Actions Taken or Technical Assistance Provided	No
DCPL Employee(s) Responsible for Overseeing the Contract	Lami Armorie
Contract Number DCPL-2015-C-0043	PO552715
Contract Number	DCPL-2015-C-0043
Approved Budget Authority	\$700,200.00
Funding Source	Local
Competitively Bid or Sole Source	Competitively Bid
Expenditures	\$155,600.00
Purpose of Contract	LAN/WAN Services (Option Year 1)
Name of Vendor	Allied Telecom Group, LLC
Contract Deliverables	LAN/WAN Services
Contract Outcomes	LAN/WAN Services
Any Corrective Actions Taken or Technical Assistance Provided	No
DCPL Employee(s) Responsible for Overseeing the Contract	Lami Armoire
Contract Number DCPL-2015-C-0001	PO550631
Contract Number	DCPL-2016-C-0001
Approved Budget Authority	\$810,000.00 (Option Year 1)
Funding Source	Local
Competitively Bid or Sole Source	Competitively Bid
Expenditures	\$102,239.80
Purpose of Contract	Books from Birth
Name of Vendor	Dollywood Foundation
Contract Deliverables	Delivery of Books to Children from Birth to 5 Years Old
Contract Outcomes	Delivery of Books
Any Corrective Actions Taken or Technical Assistance Provided	No
DCPL Employee(s) Responsible for Overseeing the Contract	Meaghan O'Connor
Contract Number	PO553263
Contract Number	DCAM-16-NC-0019B
Approved Budget Authority	\$150,000.00 (DGS Indefinite Delivery/ Indefinite

	Quantity Contract)
Funding Source	Local
Competitively Bid or Sole Source	Competitively Bid
Expenditures	\$0
Purpose of Contract	HVAC/Plumbing and Water Treatment Services
Name of Vendor	A.H. Jordan Plumbing & Mechanical
Contract Deliverables	HVAC/Plumbing and Water Treatment Services
Contract Outcomes	HVAC/Plumbing and Water Treatment Services
Any Corrective Actions Taken or Technical Assistance Provided	No
DCPL Employee(s) Responsible for Overseeing the Contract	Jonathan Banks

Contract Number DCPL-2015-C-0039	PO556086
Contract Number	DCPL-2015-C-0039
Approved Budget Authority	\$125,000.00 (Option Year 2)
Funding Source	Local
Competitively Bid or Sole Source	Competitively Bid
Expenditures	\$0
Purpose of Contract	Computer Training Classes
Name of Vendor	Byte Back Inc.
Contract Deliverables	Computer Literacy for Adults
Contract Outcomes	Computer Literacy for Adults
Any Corrective Actions Taken or Technical Assistance Provided	No
DCPL Employee(s) Responsible for Overseeing the Contract	Meaghan O'Connor
Contract Number DCPL-2015-C-0003	PO554432
Contract Number	DCPL-2015-C-0003
Approved Budget Authority	\$1,347,351.60 (Option Year 2)
Funding Source	Local
Competitively Bid or Sole Source	Competitively Bid
Expenditures	\$72,714.20
Purpose of Contract	Janitorial Services at 25 Libraries
Name of Vendor	National Service Contractors
Contract Deliverables	Janitorial Services at 25 Libraries
Contract Outcomes	Clean Libraries
Any Corrective Actions Taken or Technical Assistance Provided	No
DCPL Employee(s) Responsible for Overseeing the Contract	Michael Dodson
Contract Number DCPL-2014-C-0009E	PO550613
Contract Number	DCPL-2014-C-0009E
Approved Budget Authority	\$133,428.00
Funding Source	Capital
Competitively Bid or Sole Source	Competitively Bid
Expenditures	\$0

Purpose of Contract	Southeast Library Expansion Feasibility Study
Name of Vendor	McKissack Hill Partners (Indefinite Delivery/ Indefinite Quantity Contract)
Contract Deliverables	Library Expansion Feasibility Study
Contract Outcomes	Library Expansion Feasibility Study
Any Corrective Actions Taken or Technical Assistance Provided	No
DCPL Employee(s) Responsible for Overseeing the Contract	Jonathan Butler

Contract Number DCAM-13-CS-0116A	PO550864
Contract Number	DCAM-13-CS-0116A
Approved Budget Authority	\$337,476.95
Funding Source	Capital
Competitively Bid or Sole Source	Competitively Bid
Expenditures	\$228,149.19
Purpose of Contract	Georgetown Water Leak Repair
Name of Vendor	Broughton Construction Company (DGS Indefinite Delivery/ Indefinite Quantity Contract)
Contract Deliverables	Water Leak Repair
Contract Outcomes	Water Leak Repair
Any Corrective Actions Taken or Technical Assistance Provided	No
DCPL Employee(s) Responsible for Overseeing the Contract	Jonathan Banks
Contract Number DCPL-2013-C-0003B	PO537567
Contract Number	DCPL-2013-C-0003B
Approved Budget Authority	\$29,757.00
Funding Source	Capital
Competitively Bid or Sole Source	Competitively Bid
Expenditures	\$25,510.50
Purpose of Contract	Lease Extension for Woodridge Interim Library Modular Space
Name of Vendor	Modular Genius
Contract Deliverables	Lease Extension
Contract Outcomes	Lease Extension
Any Corrective Actions Taken or Technical Assistance Provided	No
DCPL Employee(s) Responsible for Overseeing the Contract	Lisa Deanes

GENERAL QUESTIONS

Question Number 78

Please provide the following information for all contract modifications made by DCPL during FY16 and to date in FY17, broken down by agency program and activity.

See the below list of contract modifications made by DCPL during FY16.

NAME OF VENDOR	PURPOSE OF CONTRACT MODIFICATION	EMPLOYEE(S) RESPONSIBLE FOR OVERSEEING CONTRACT	MODIFICATION COST (including Budgeted Amount and Actual Spent)	FUNDING SOURCE
Xerox Direct	Xerox Maintenance Agreement Modification to Add New Card Readers to Maintenance Agreement	Lami Armoire Information Technology	PO533734-V4 \$551,882.52 (Budgeted) \$68,948.54 (Modifications) \$620,831.06 (Total) \$615,270.27 (Actual Spent) \$5,560.79 (Remaining)	Local
National Service Contractors	Janitorial Services at 25 Locations Funding for Option Year 1 (11/14/15 thru 9/30/16)	Michael Dodson Department of Facilities Management	PO533224-V6 \$1,395,379.24 (Budgeted) -\$63,442.25 (Modifications) \$1,331,936.99 (Total) \$1,319,989.30 (Actual Spent) \$11,947.69 (Remaining)	Local
National Service Contractors	Janitorial Services at 25 Locations Funding for Remainder of Base Year (10/1/15 thru 11/13/15) and PO Close-Out	Michael Dodson Department of Facilities Management	PO531594-V4 \$156,991.55 (Budgeted) \$18,119.43 (Modifications) \$175,110.98 (Total) \$175,110.98 (Actual Spent)	Local
Widmeyer Communications	DCPL Strategic Planning Consulting Services Funding Added to Cover FY16 Contract Balance	Judi Greenberg Executive Office	PO529417-V4 \$72,000.00 (Budgeted) \$45,218.60 (Modifications) \$117,218.67 (Total) \$110,258.37 (Actual Spent) \$6,960.30 (Remaining)	Local

NAME OF VENDOR	PURPOSE OF CONTRACT MODIFICATION	EMPLOYEE(S) RESPONSIBLE FOR OVERSEEING CONTRACT	MODIFICATION COST (including Budgeted Amount and Actual Spent)	FUNDING SOURCE
RSC Electrical and Mechanical	HVAC and Plumbing Repairs	Jonathan Banks Department of Facilities Management	PO531884-V3 \$845,000.00 (Budgeted) \$81,000.00 (Modifications) \$926,000.00 (Total) \$850,000.00 (Actual Spent) \$76,000.00 (Remaining)	Local
Brodart Company	Purchase of Additional Books	Sheryl Katzin Collections Department	PO539657-V2 \$50,000.00 (Budgeted) \$120,000.00 (Modification) \$170,000.00 (Total) \$89,605.20 (Actual Spent) \$80,394.80 (Remaining)	Local
Baker & Taylor	Purchase of Additional Books	Sheryl Katzin Collections Department	PO538371-V3 \$425,000.00 (Budgeted) \$265,000.00 (Modifications) \$690,000.00 (Total) \$688,769.57 (Actual Spent) \$1,230.43 (Remaining)	Local
Midwest Tapes LLC	Purchase of Additional Tapes	Sheryl Katzin Collections Department	PO539654-V3 \$50,000.00 (Budgeted) \$160,000.00 (Modifications) \$210,000.00 (Total) \$197,661.81 (Actual Spent) \$12,338.19 (Remaining)	Local
Ingram Library Services	Amount Reduced to Close-Out PO	Sheryl Katzin Collections Department	PO529444-V2 \$400,000.00 (Budgeted) -\$138,226.97 (Modification) \$261,773.04 (Total) \$261,773.04 (Actual Spent)	Local
Ingram Library Services	Purchase of Additional Books	Sheryl Katzin Collections Department	PO538372-V5 \$150,000.00 (Budgeted) \$321,000.00 (Modifications) \$471,000.00 (Total) \$446,233.91 (Actual Spent) \$24,766.09 (Remaining)	Local
Dollywood Foundation	Books from Birth Funding for Increased Enrollment	Meaghan O'Connor	PO535430-V6 \$73,000.00 (Budgeted) \$69,507.17 (Modifications) \$142,507.17 (Total) \$142,507.17 (Actual Spent)	Local

NAME OF VENDOR	PURPOSE OF CONTRACT MODIFICATION	EMPLOYEE(S) RESPONSIBLE FOR OVERSEEING CONTRACT	MODIFICATION COST (including Budgeted Amount and Actual Spent)	FUNDING SOURCE
Sirsi Corporation	FY16 Maintenance Agreement Renewal for Sirsidynix - Reduce Amount to Close-Out PO	Lami Armoire Information Technology	PO535572-V2 \$212,044.91 (Budgeted) -\$2,665.82 (Modification) \$209,379.09 (Total) \$209,379.09 (Actual Spent)	Local
Overdrive	Purchase of Additional Overdrive Digital Content and Download Services	Sheryl Katzin Collections Department	PO539233-V4 \$100,000.00 (Budgeted) \$207,031.18 (Modifications) \$307,031.18 (Total) \$306,442.04 (Actual Spent) \$589.14 (Remaining)	Local
Lynch Development Partners	PM Services for the MLK Jr. Library Renovation Project & PO Close-Out	Kim Fuller Department of Capital Planning & Construction	PO490885-V4 \$125,000.00 (Budgeted) \$31,283.60 (Modifications) \$156,283.60 (Total) \$156,283.60 (Actual Spent)	Capital
General Services Inc.	MLK General Improvements to Room 443 & Employee Lounge PO Close-Out	Kim Fuller Department of Capital Planning & Construction	PO503642-V2 \$232,650.00 (Budgeted) -\$24,351.88 (Modification) \$208,298.12 (Total) \$208,298.12 (Actual Spent)	Capital
Brailsford & Dunlavey	PM Services for HVAC Audit & Various Locations - PO Close-Out	Jonathan Banks Department of Facilities Management	PO497162-V2 \$161,128.00 (Budgeted) -\$2,118.39 (Modification) \$159,009.61 (Total) \$159,009.61 (Actual Spent)	Capital
Brailsford & Dunlavey	PM Services for Cleveland Park Library	Jaspreet Pahwa Department of Capital Planning & Construction	PO532168-V2 \$121,932.00 (Budgeted) \$213,120.00 (Modification) \$335,052.00 (Total) \$210,857.85 (Actual Spent) \$124,194.15 (Remaining)	Capital
McKissack & McKissack of Washington DC	PM Services for Petworth Library - PO Close-Out	Kim Fuller Department of Capital Planning & Construction	PO336464-V3 \$429,054.64 (Budgeted) -\$105,336.72 (Modifications) \$323,717.92 (Total) \$323,717.92 (Actual Spent)	Capital

NAME OF VENDOR	PURPOSE OF CONTRACT MODIFICATION	EMPLOYEE(S) RESPONSIBLE FOR OVERSEEING CONTRACT	MODIFICATION COST (including Budgeted Amount and Actual Spent)	FUNDING SOURCE
Smoot/Gilbane JV	Construction Manager at Risk for MLK Jr. Library – PO Close-Out	Rauzia Ally Department of Capital Planning & Construction	PO531111-V3 \$275,000.00 (Budgeted) -\$125,649.00 (Modifications) \$149,351.00 (Total) \$149,350.00 (Actual Spent) \$1.00 (Remaining)	Capital
Lynch Development Advisors	PM Services for the MLK Jr. Library Renovation Project - PO Close-Out	Kim Fuller Department of Capital Planning & Construction	PO515175-V2 \$600,000.00 (Budgeted) -\$274,326.73 (Modification) \$325,673.27 (Total) \$325,673.27 (Actual Spent)	Capital
HR General Maintenance	Shepherd Park (Juanita E. Thornton) Library Renovation Additional Work	Jaspreet Pahwa Department of Capital Planning & Construction	PO531271-V4 \$1,036,344.00 (Budgeted) \$122,256.53 (Modifications) \$1,158,600.53 (Total) \$1,158,600.53 (Actual Spent)	Capital
MCN Build LLC	Design-Build Services for Palisades Library –Letter Contract & Phase 1 Services	Lisa Deanes Department of Capital Planning & Construction	PO538251-V2 \$150,000.00 (Budgeted) \$1,213,100.00 (Modification) \$1,363,100.00 (Total) \$47,700.00 (Actual Spent) \$1,315,400.00 (Remaining)	Capital
Gilbane Building Company	Design-Build Services for Cleveland Park Library – Pre-Con Early Release Package & Interim Library Build-Out	Jaspreet Pahwa Department of Capital Planning & Construction	PO532091-V2 \$758,860.00 (Budgeted) \$235,298.00 (Modification) \$994,158.00 (Total) \$512,785.58 (Actual Spent) \$481,372.42 (Remaining)	Capital
Wiencek & Associates	A/E Services for Woodridge Library – Extended CA Services	Lisa Deanes Department of Capital Planning & Construction	PO537403-V4 \$52,802.43 (Budgeted) \$139,437.57 (Modifications) \$192,240.00 (Total) \$192,239.64 (Actual Spent) \$.36 (Remaining)	Capital
Modular Genius	Woodridge Interim Modular Library – Construction and Dismantling	Lisa Deanes Department of Capital Planning & Construction	PO484760-V3 \$887,288.00 (Budgeted) -\$42,635.61 (Modifications) \$844,652.39 (Total) \$776,752.39 (Actual Spent) \$67,900.00 (Remaining)	Capital

NAME OF VENDOR	PURPOSE OF CONTRACT MODIFICATION	EMPLOYEE(S) RESPONSIBLE FOR OVERSEEING CONTRACT	MODIFICATION COST (including Budgeted Amount and Actual Spent)	FUNDING SOURCE
Modular Genius	Woodridge Interim Modular Library – Lease Extension	Lisa Deanes Department of Capital Planning & Construction	PO537567-V2 \$29,757.00 (Budgeted) \$8,508.75 (Modification) \$38,265.75 (Total) \$36,139.88 (Actual Spent) \$2,125.87 (Remaining)	Capital
Perkins + Will	A/E Services for MLK Jr. Interim Library Space – PO Close-Out	Rauzia Ally Department of Capital Planning & Construction	PO508871-V3 \$257,500.00 (Budgeted) -\$4,639.22 (Modifications) \$252,860.78 (Total) \$252,857.78 (Actual Spent) \$3.00 (Remaining)	Capital
Perkins + Will	A/E Services for MLK Jr. Interim Library Space – Phase II K St. and Penn Center Design Services	Rauzia Ally Department of Capital Planning & Construction	PO537262-V3 \$484,972.00 (Budgeted) \$423,400.00 (Modifications) \$908,372.00 (Total) \$838,926.68 (Actual Spent) \$69,445.32 (Remaining)	Capital
Perkins + Will	A/E Services for MLK Jr. Interim Library Space Test Fits and Programming (Penn Center and K St.) – PO Close-Out	Rauzia Ally Department of Capital Planning & Construction	PO536698-V4 \$30,000.00 (Budgeted) \$22,205.66 (Modifications) \$52,205.66 (Total) \$52,205.66 (Actual Spent)	Capital
United General Contractors	Task Orders for Window Replacement at MLK and Branch Libraries	Jonathan Banks Department of Facilities Management	PO532021-V3 \$31,637.00 (Budgeted) \$42,090.00 (Modifications) \$73,727.00 (Total) \$73,522.00 (Actual Spent) \$205.00 (Remaining)	Capital

See the below list of contract modifications made by DCPL to date In FY 17.

NAME OF VENDOR	PURPOSE OF CONTRACT MODIFICATION	EMPLOYEE(S) RESPONSIBLE FOR OVERSEEING CONTRACT	MODIFICATION COST (including Budgeted Amount and Actual Spent)	FUNDING SOURCE
Coakley & Williams Construction	New Woodridge Library Renovation (New PO added to total contract amount of \$8,640,296.00 for a total of \$16,300,510.00 due to PASS issues) - Additional Phase 2 Construction Work	Lisa Deanes Department of Capital Planning & Construction	PO535350-V4 \$6,708,313.07 (Budgeted) \$951,900.93 (Modifications) \$7,660,214.00 (Total) \$7,247,212.74 (Actual Spent) \$413,001.26 (Remaining)	Capital
Martinez & Johnson Architecture	A/E Services for Renovation of MLK Jr. Library – Funding for 50 percent CDs and continued A/E services through 100 percent CDs through trade bidding and negotiation of the Guaranteed Maximum Price	Andrew Blumenfeld Department of Capital Planning & Construction	PO541267-V2 \$5,484,211.01 (Budgeted) \$2,349,686.00 (Modification) \$7,833,897.01 (Total) \$4,279,932.60 (Actual Spent) \$3,553,964.41 (Remaining)	Capital
Smoot/Gilbane JV	Construction Manager at Risk for MLK Jr. Library	Rauzia Ally Department of Capital Planning & Construction	PO537742-V4 \$8,797,102.00 (Budgeted) \$660,414.46 (Modifications) \$9,457,516.46 (Total) \$475,835.53 (Actual Spent) \$8,981,680.93 (Remaining)	Capital

GENERAL QUESTIONS

Question Number 79

Provide the following information for all purchase card transactions during FY16 and to date in FY17:

- **Employee who made the transaction;**
- **Transaction amount; and**
- **Transaction purpose.**

Please see enclosed flash drive for the JP Morgan Chase report entitled "Transaction Detail with Accounting Codes and Notes" in a PDF version format, consisting of 364 pages. This report delineates each cardholder alphabetically and also lists each corresponding transaction amount and a description of the goods or services as purchased during the period of FY16 and to date in FY17, January 12, 2017.

GENERAL QUESTIONS

Question Number 80

Provide copies of any investigations, reviews or program/fiscal audits completed on programs and activities within DCPL during FY16 and to date in FY17. This includes any reports of the DC Auditor or the Office of the Inspector General. In addition, provide a narrative explanation of steps taken to address any issues raised by the program/fiscal audits.

The DC Public Library has not been subject to any investigations, reviews or program/fiscal audits during FY16 or FY17 to date.

