

- iii. The repeated, intentional imposition of unreasonable confinement or threats to impose unreasonable confinement, resulting in severe mental distress;
- iv. The repeated use of threats or violence, resulting in shock or an intense, expressed fear for one's life or of serious physical injury; or
- v. The intentional or deliberately indifferent deprivation of essential food, shelter, or health care in violation of a caregiver's responsibilities, when that deprivation constitutes a serious threat to one's life or physical health.⁶

Neglect is defined as :

- i. The repeated, careless infliction of serious physical pain or injury;
- ii. The repeated failure of a caregiver to take reasonable steps, within the purview of his or her responsibilities, to protect against acts of abuse described herein;
- iii. The repeated, careless imposition of unreasonable confinement, resulting in severe mental distress; or
- iv. The careless deprivation of essential food, shelter, or health care in violation of a caregiver's responsibilities, when that deprivation constitutes a serious threat to one's life or physical health.⁷

Self-neglect is “the failure of an adult, due to physical or mental impairments or incapacity, to perform essential self-care tasks.”⁸ These tasks include “(i) [p]roviding essential food, clothing, shelter, or medical care; (ii) [o]btaining goods or services necessary to maintain physical health, mental health, emotional well-being, and general safety; or (iii) [m]anaging his or her financial affairs.”⁹

Exploitation is “the unlawful appropriation or use of another's ‘property’ . . . for one's own benefit or that of a third person.”¹⁰

⁶ D.C. Code § 7-1901(1)(A).

⁷ D.C. Code § 7-1901(9)(A).

⁸ D.C. Code § 7-1901(13)(A).


⁹ *Id.*

¹⁰ D.C. Code § 7-1901(8); *see* D.C. Code § 22-3201(3) (Property includes, but is not limited to, real property, personal property, services, credit, debt, and a government-issued license, permit, or benefit.).



ATTACHMENT Q34

Senior Services Town Hall



Purpose of Town Hall

- ▶ **Conversation 1:** information about DCOA's services, how funds are allocated, trends in the District, etc.
- ▶ **Conversation 2:** presentation by the community to Director Newland on:
 - suggestions for improvement;
 - how to prioritize people needing services when services reach capacity; and
 - whatever else you think we need to know about the services DCOA offers and how those services are received.

About DCOA

- ▶ DCOA works to keep District seniors and people with disabilities connected to their community through advocacy and direct services and supports.
- ▶ DCOA also partners with a number of government agencies to connect seniors to community resources.

DCOA Services

Assistance & Referral

Caregiver Support

Food Programs

Day Programs

Fitness

Other DC Agencies

Employment

Housing

Health Care

Financial Assistance

Tax Assistance

Seniors by Ward

More than 107,000* District residents are age 60 or over, which makes up 16.3% of the total District population.

Ward	Number Seniors (60+)**	Percent of Ward**	Average Income***	Seniors (65+) in Poverty
1	9,441	8.8%	\$40,853	20%
2	11,058	10.3%	\$60,491	11%
3	17,581	16.3%	\$74,716	3.9%
4	16,771	15.6%	\$38,435	10%
5	15,204	14.1%	\$20,017	19%
6	13,848	12.9%	\$47,962	15%
7	14,200	13.2%	\$20,771	16%
8	9,589	8.9%	\$15,972	25%

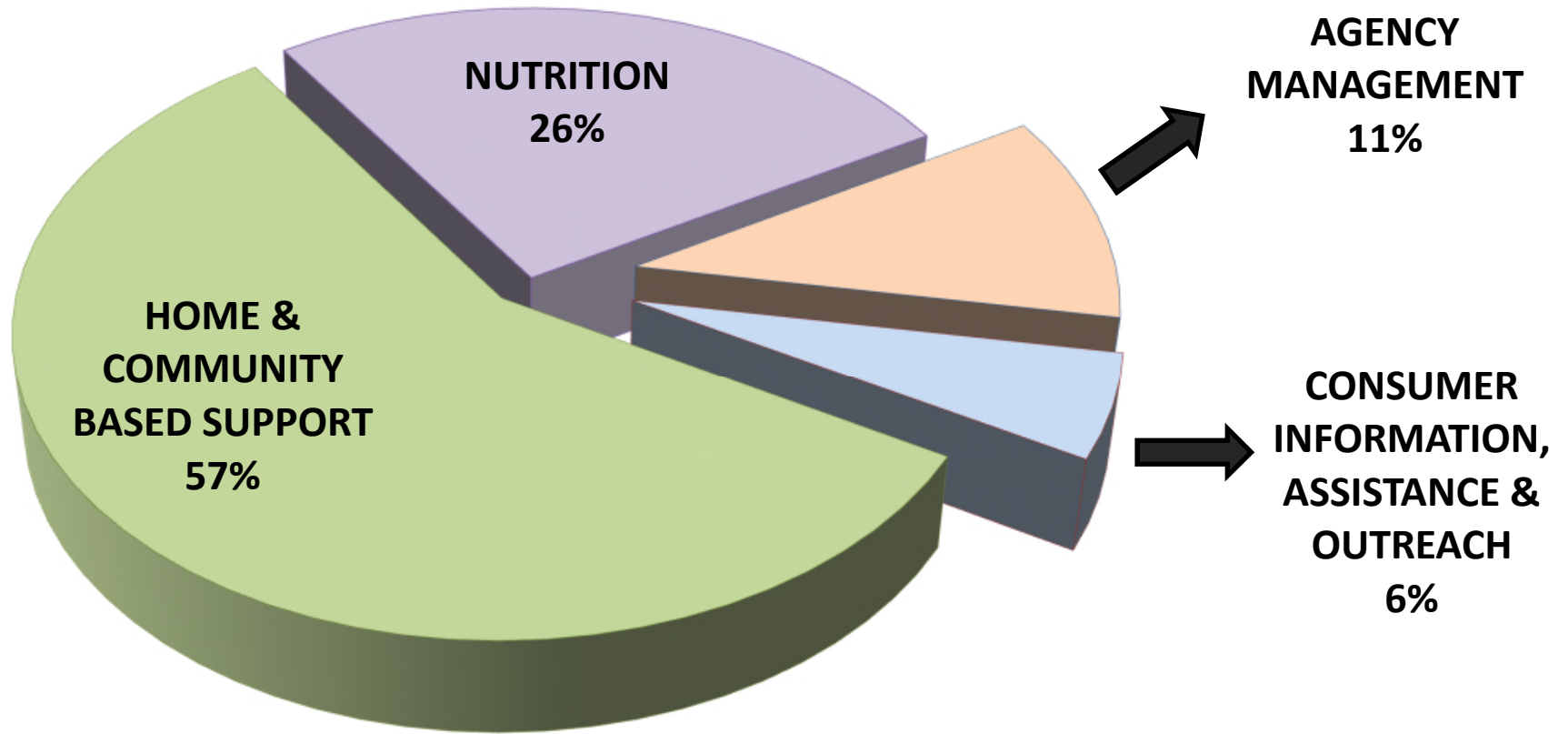
*Based on Census' American Community Survey using 2014 data.

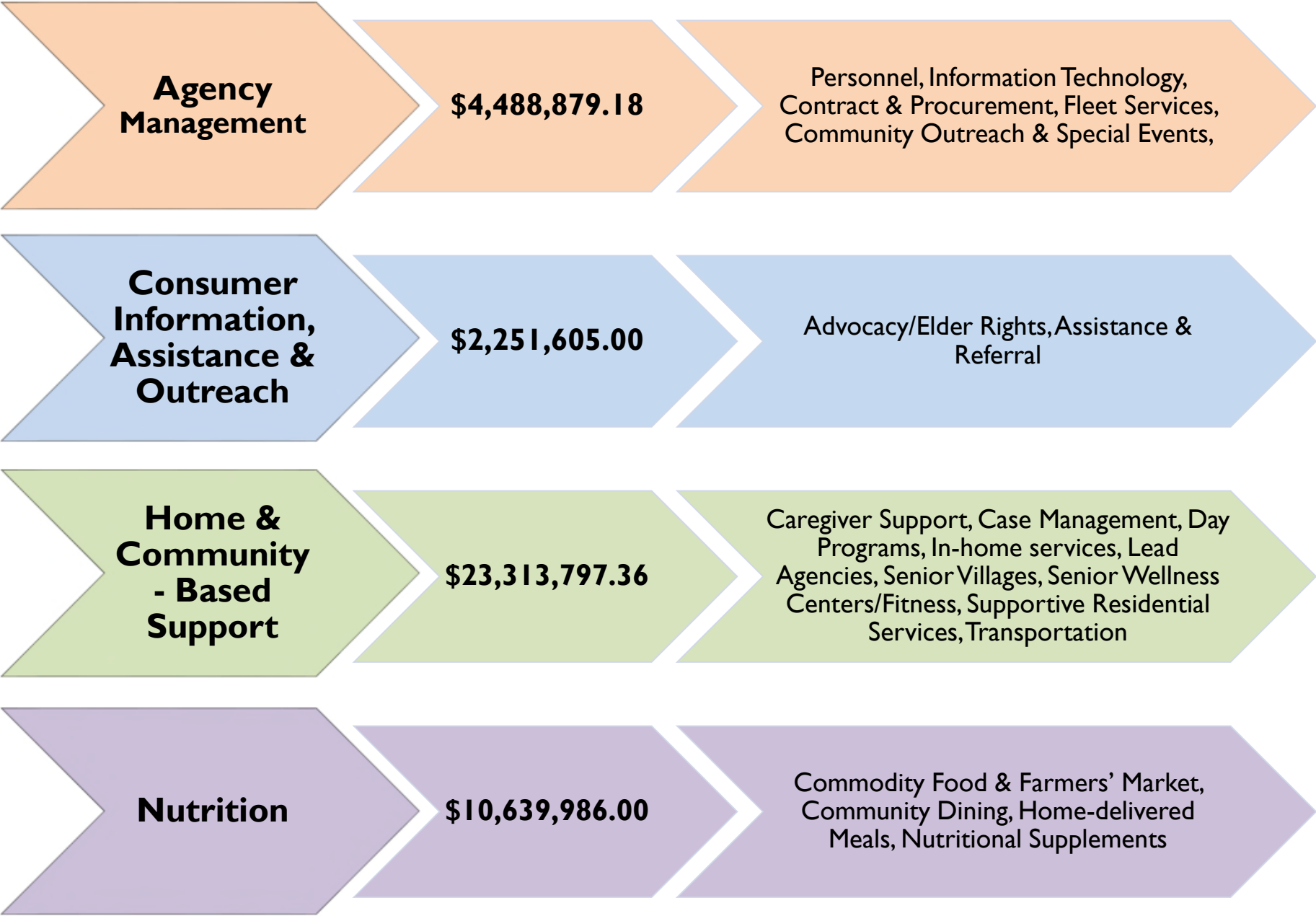
**Source: District of Columbia Office of Planning/State Data Center using 2014 data.


***Based on Census' American Community Survey using 5 year economic profile, 2013 data.

DCOA TOTAL BUDGET

\$40.7 Million








CURRENT YEAR SERVICE USAGE

CONSUMER INFORMATION, ASSISTANCE & OUTREACH



PROGRAMS/ACTIVITIES	Clients	Hours/Units	BUDGET
ADVOCACY/ELDER RIGHTS	2,701	9,904	\$1,382,066.24
ASSISTANCE & REFERRAL	8,559	n/a	\$869,538.76

CURRENT YEAR SERVICE USAGE


HOME & COMMUNITY - BASED SUPPORT



PROGRAMS/ACTIVITIES	Clients	Hours/Units	BUDGET
CAREGIVER SUPPORT	411	11,899	\$1,304,439.95
DAY PROGRAMS	773	178,225	\$1,658,057.00
IN-HOME SERVICES	584	89,665	\$2,061,343.00
LEAD AGENCIES	10,718	1,505,655	\$9,878,027.93
SENIOR WELLNESS CENTER/FITNESS	3,528	364,496	\$2,436,211.00
SUPPORTIVE RESIDENTIAL SERVICES	146	359	\$734,853.00
TRANSPORTATION	3,458	211,088	\$4,990,865.48

CURRENT YEAR SERVICE USAGE

NUTRITION



PROGRAMS/ACTIVITIES	Clients	Hours/Units	BUDGET
COMMODITY FOOD & FARMERS MARKET	5,092	n/a	\$988,729.00
COMMUNITY DINING	7,168	370,882	\$4,798,401.00
HOME-DELIVERED MEALS	5,057	557,546	\$4,831,706.00

Summary

- ▶ Services are designed to keep District seniors and people with disabilities connected to their community.
- ▶ Accomplishes this by funding services and supports in a number of critical areas (e.g., Assistance & Referral, Transportation, Nutrition, etc.).
- ▶ Annual budget is \$40.7 million and provides services to approximately 17,500 District residents.



Next Steps

- ▶ We need a volunteer to organize community input and the development of the presentation!
- ▶ Discuss and answer these questions:
 - Do you have any suggestions on how DCOA may improve services?
 - How would you prioritize people needing services when services reach capacity?
 - What else you think we need to know about the services DCOA offers and how those services are received (e.g., Cost Sharing)?
- ▶ DCOA staff member point of contact in case you have any questions or need more information: Mark Bjorge – 202-535-1395
- ▶ On October 25, 2016, Director Newland will come back to hear your presentation!

Budget- Local funds unspent	✓			Forthcoming October 2017	Forthcoming October 2017	Forthcoming October 2017	Forthcoming October 2017	Forthcoming October 2017	Forthcoming October 2017	Forthcoming October 2017
Budget- Federal Funds returned	✓			Forthcoming October 2017	Forthcoming October 2017	Forthcoming October 2017	Forthcoming October 2017	Forthcoming October 2017	Forthcoming October 2017	Forthcoming October 2017
Customer Service-Meeting Service Level Agreements	✓			Forthcoming October 2017	Forthcoming October 2017	Forthcoming October 2017	Forthcoming October 2017	Forthcoming October 2017	Forthcoming October 2017	Forthcoming October 2017
Human Resources-Vacancy Rate	✓			Forthcoming October 2017	Forthcoming October 2017	Forthcoming October 2017	Forthcoming October 2017	Forthcoming October 2017	Forthcoming October 2017	Forthcoming October 2017
Human Resources-Employee District residency	✓			Forthcoming October 2017	Forthcoming October 2017	Forthcoming October 2017	Forthcoming October 2017	Forthcoming October 2017	Forthcoming October 2017	Forthcoming October 2017
Human Resources-Employee Onboard Time	✓			Forthcoming October 2017	Forthcoming October 2017	Forthcoming October 2017	Forthcoming October 2017	Forthcoming October 2017	Forthcoming October 2017	Forthcoming October 2017
Performance Management-Employee Performance Plan Completion	✓			Forthcoming October 2017	Forthcoming October 2017	Forthcoming October 2017	Forthcoming October 2017	Forthcoming October 2017	Forthcoming October 2017	Forthcoming October 2017

2017 Operations

Operations Header	Operations Title	Operations Description	Type of Operations	# of Measures	# of Strategic Initiatives
1 - Customer Information, Assistance and Outreach: Provide information, assistance and outreach to District residents age 60 or older, people with disabilities between the ages of 18 and 59, and caregivers that promotes awareness and access to long-term care services and supports offered in the District. (3 Activities)					
ADVOCACY/ELDER RIGHTS	Provide legal and advocacy support and protective services for District residents age 60 or older in need of assistance with long-term care planning, quality of care disputes, estate and financial planning, and civil disputes.		Daily Service	2	0
ASSISTANCE AND REFERRAL SERVICES	Provide information on, connection to, and assistance with accessing home and community-based services, long-term care options, and public benefits for District residents age 60 or older, people with disabilities between the ages of 18 and 59, and caregivers.		Daily Service	4	1
COMMUNITY OUTREACH AND SPECIAL EVENTS	Provide engaging socialization opportunities and community service and support awareness campaigns for District residents age 60 or older, people with disabilities between the ages of 18 and 59, and caregivers that combat social isolation, improve access to services, and project a positive image of aging and people with disabilities.		Daily Service	1	1
TOT				7	2
2 - Home and Community-Based Supports: Provide direct services and supports in the community, including nutrition services, for District residents age 60 or older, people with disabilities between the ages of 18 and 59, and caregivers that promote aging-in-place with dignity and respect. (5 Activities)					
IN-HOME SERVICES	Provide homemaker services and caregiver support for District residents age 60 or older to help manage activities of daily living and prevent caregiver burnout.		Daily Service	3	0
LEAD AGENCIES AND CASE MANAGEMENT	Provide core services and supports, such as case management and counseling services, for District residents age 60 or older, people with disabilities between the ages of 18 and 59, and caregivers.		Daily Service	3	1
SENIOR WELLNESS CENTER/FITNESS	Provide socialization, physical fitness, and wellness programs for District residents age 60 or older that promote healthy behavior and awareness.		Daily Service	1	0
Nutrition Program	Provide prepared meals, fresh foods, and nutrition assistance to District residents age 60 or older that maintains or improves health and the ability to remain independent in the community.		Daily Service	2	1
TRANSPORTATION	Provide transportation to life-sustaining medical appointments and group social and recreational activities for District residents age 60 or older.		Daily Service	2	0
TOT				11	2
TOT				18	4

2017 Workload Measures

All Workload Measures must be linked to a specific Operation. If Workload Measures are already in the system but not yet linked, email the Office of Performance Management with a spreadsheet that identifies to which Operation each Workload Measure belongs.

Workload Measures - Operations	Measure	New Measure/Benchmark Year	Add Historical and Target Data (FY17)	Numerator Title	Units	Frequency of Reporting	FY 2014	FY 2015	FY 2016 Actual	FY 2017 Quarter 1
	1 - Provide engaging socialization opportunities and community service and support awareness campaigns for District residents age 60 or older, people with disabilities between the ages of 18 and 59, and caregivers that combat social isolation, improve access to services, and project a positive image of aging and people with disabilities. (1 Measure)									

Number of DCOA sponsored information and training sessions that increase knowledge and awareness of long-term services and supports in the community.	✓		DCOA sponsored information and training sessions that increase knowledge and awareness of long term services and supports in the community.	DCOA sponsored information and training sessions that increase knowledge and awareness of long term services and supports in the community.	Quarterly	Not available	Not available	New Measure	29
1 - Provide information on, connection to, and assistance with accessing home and community-based services, long-term care options, and public benefits for District residents age 60 or older, people with disabilities between the ages of 18 and 59, and caregivers. (4 Measures)									
Number of residents age 60 or older receiving information, referral and assistance through the Aging and Disability Resource Center.	<input type="checkbox"/>		Residents age 60 or older receiving information, referral and assistance through the Aging and Disability Resource Center	Residents age 60 or older receiving information, referral and assistance through the Aging and Disability Resource Center	Quarterly	15140	4184	9477	3119
Number of people with disabilities between the ages of 18 and 59 receiving information, referral and assistance through the Aging and Disability Resource Center.	<input type="checkbox"/>		People with disabilities between the ages of 18 and 59 receiving information, referral and assistance through the Aging and Disability Resource Center	People with disabilities between the ages of 18 and 59 receiving information, referral and assistance through the Aging and Disability Resource Center	Quarterly	5422	1375	1057	731
Number of caregivers receiving information, referral and assistance through the Aging and Disability Resource Center.	<input type="checkbox"/>		Caregivers receiving information, referral and assistance through the Aging and Disability Resource Center	Caregivers receiving information, referral and assistance through the Aging and Disability Resource Center	Quarterly	447	217	71	24
Number of residents served by DCOA's Medicaid Enrollment Staff.	✓		Residents served by DCOA's Medicaid Enrollment Staff	Residents served by DCOA's Medicaid Enrollment Staff	Quarterly	Not available	Not available	New Measure	657
1 - Provide legal and advocacy support and protective services for District residents age 60 or older in need of assistance with long-term care planning, quality of care disputes, estate and financial planning, and civil disputes. (2 Measures)									
Number of hours of advocacy and legal support provided to residents.	✓		Hours of advocacy and legal support provided to residents	Hours of advocacy and legal support provided to residents	Quarterly	Not available	Not available	New Measure	1300
Number of hours of Ombudsman services provided to residents	✓		Hours of Ombudsman services provided to residents	Hours of Ombudsman services provided to residents	Quarterly	Not available	Not available	New Measure	244.8
2 - Provide core services and supports, such as case management and counseling services, for District residents age 60 or older, people with disabilities between the ages of 18 and 59, and caregivers. (3 Measures)									
Number of residents receiving case management through Lead Agencies.	✓		Residents receiving case management	Residents receiving case management	Quarterly	Not available	Not available	New Measure	1066
Number of residents receiving options counseling.	<input type="checkbox"/>		Residents receiving options counseling	Residents receiving options counseling	Quarterly	962	915	551	452
Number of residents transitioned from an institutional setting to the community	✓		Residents transitioned from an institutional setting to the community	Residents transitioned from an institutional setting to the community	Quarterly	Not available	Not available	New Measure	15
2 - Provide homemaker services and caregiver support for District residents age 60 or older to help manage activities of daily living and prevent caregiver burnout. (3 Measures)									
Number of residents receiving homemaker services.	✓		Residents receiving homemaker services	Residents receiving homemaker services	Quarterly	Not available	Not available	New Measure	341
Number of residents received home adaptations.	✓		Residents received home adaptations	Residents received home adaptations	Quarterly	Not available	Not available	New Measure	39
Average project cost for Safe at Home adaptations	✓		Average Project Cost	Dollars	Quarterly	Not available	Not available	New Measure	\$7918.8
2 - Provide prepared meals, fresh foods, and nutrition assistance to District residents age 60 or older that maintains or improves health and the ability to remain independent in the community. (2 Measures)									
Number of residents receiving home-delivered meals.	✓		Residents receiving home-delivered meals	Residents receiving home-delivered meals	Quarterly	Not available	Not available	New Measure	2290

Enhance case management and transportation options through cost-sharing opportunities and leveraging of additional revenue sources. (1 Initiative Update)							
Enhance case management and transportation options through cost-sharing opportunities and leveraging of additional revenue sources.	DCOA has been working with grantees in the Senior Service Network to become Medicaid providers. Additionally, DCOA has been reviewing the results of the FY16 Needs Assessment to identify service demands and trends. The analysis will assist in identifying areas to explore cost sharing opportunities.	0-24%	High	None	None		FY17Q1
Expand opportunities for customer evaluation of DCOA's ADRC services. (1 Initiative Update)							
Expand opportunities for customer evaluation of DCOA's ADRC services.	DCOA has been developing survey questions and delivery procedures for two ADRC units. I&R/A is working towards an automated phone survey to be taken after a call, and Medicaid Enrollment is working towards staff performing an over-the-phone survey after identified time periods.	0-24%	High	None	None		FY17Q1
Implement logistical and administrative procedures that increase sustainability of the community dining pilot program. (1 Initiative Update)							
Implement logistical and administrative procedures that increase sustainability of the community dining pilot program.	DCOA analyzed pre and post surveys for FY16 participants and participation trends to determine service gaps and areas for improvement.	0-24%	High	None	DCOA's efforts to evaluate the FY16 pilot program will lead to logistical and administrative changes to procedures.		FY17Q1
Increase outreach to District residents by completing a strategic communications plan. (1 Initiative Update)							
Increase outreach to District residents by completing a strategic communications plan.	DCOA has been reviewing the results of the FY16 Needs Assessment to identify communication gaps and service demands. The analysis will assist in developing the strategic communications plan and designing the agency's message.	0-24%	High	Incremental	In October 2016, DCOA completed a two-part Senior Services Town Hall series that discussed senior services in the District. The objective of the series was to provide the community an opportunity to present their thoughts and ideas on services based on what they may need in the future to continue to stay active, happy, and healthy. This series was the first time DCOA structured the quarterly town halls towards receiving organized feedback on the entire network of senior services.	DCOA Senior Service Town Hall 2016 (Hayes SWC Oct 3).pptx	FY17Q1

2017 Special Mayoral Plans

Strategic Initiative Header	Strategic Initiative Title	Special Mayoral Plan	Mayoral Plan Domain	Mayoral Plan Goal	Mayoral Plan Action
Strategic communications plan.	Increase outreach to District residents by completing a strategic communications plan.	Age-Friendly DC	Communication and Information: Make timely and pertinent information available to, and accessible by, older residents through multiple media.	Improve readability, ease of use, and delivery of timely and accessible information through traditional and digital media utilized by residents age 50+ and caregivers, including television, radio, print, telephone, websites, and mobile apps.	
Improve community dining pilot program.	Implement logistical and administrative procedures that increase sustainability of the community dining pilot program.	Age-Friendly DC	Community Support and Health Services: Access to homecare services, clinics, and programs to promote wellness and active aging	Promote safety, wellness, livability, and activity in the community.	

Administrative Information

FY Performance Plan D.C. Office on Aging FY2017 **Record ID#** 255

DC Office on Aging and its Senior Service Network
 Service Units By Service

ATTACHMENT Q41

From: 10/1/2015

To: 9/30/2016

Fiscal Year: 2016

Hattie Holmes Senior Wellness Center

<u>Service</u>	Oct	Nov	Dec	Jan	Feb	Mar	Apr	May	Jun	Jul	Aug	Sep	Monthly	YTD
<u>Site</u>	Units	Units	Units	Units	Units	Units	Units	Units	Units	Units	Units	Units	Avg	Units
<u>CongWeekend</u>														
Total All Sites	0.00	0.00	0.00	0.00	0.00	0.00	0.00	0.00	0.00	0.00	0.00	0.00	0.00	0.00
<u>Wellness</u>														
(No Site)	7,518.30	6,404.77	7,295.61	4,996.78	7,252.20	8,330.75	8,262.73	8,431.83	8,850.92	7,639.33	8,778.42	8,174.25	7,661.32	91,935.89
Total All Sites	7,518.30	6,404.77	7,295.61	4,996.78	7,252.20	8,330.75	8,262.73	8,431.83	8,850.92	7,639.33	8,778.42	8,174.25	7,661.32	91,935.89
<u>WellnsDisPrev*</u>														
Total All Sites	0.00	0.00	0.00	0.00	0.00	0.00	0.00	0.00	0.00	0.00	0.00	0.00	0.00	0.00

DC Office on Aging and its Senior Service Network

Service Units By Service

From: 10/1/2015

To: 9/30/2016

Fiscal Year: 2016

Howard University Hayes Senior Wellness Center

<u>Service</u>	<u>Oct</u>	<u>Nov</u>	<u>Dec</u>	<u>Jan</u>	<u>Feb</u>	<u>Mar</u>	<u>Apr</u>	<u>May</u>	<u>Jun</u>	<u>Jul</u>	<u>Aug</u>	<u>Sep</u>	<u>Monthly</u>	<u>YTD</u>
<u>Site</u>	<u>Units</u>	<u>Units</u>	<u>Units</u>	<u>Units</u>	<u>Units</u>	<u>Units</u>	<u>Units</u>	<u>Units</u>	<u>Units</u>	<u>Units</u>	<u>Units</u>	<u>Units</u>	<u>Avg</u>	<u>Units</u>
<u>CongWeekend</u>														
(No Site)	92.00	87.00	67.00	82.00	82.00	105.00	85.00	75.00	78.00	107.00	55.00	96.00	84.25	1,011.00
Total All Sites	92.00	87.00	67.00	82.00	82.00	105.00	85.00	75.00	78.00	107.00	55.00	96.00	84.25	1,011.00
<u>Wellness</u>														
Total All Sites	0.00	0.00	0.00	0.00	0.00	0.00	0.00	0.00	0.00	0.00	0.00	0.00	0.00	0.00
<u>Wellness Tracking</u>														
(No Site)	3,751.41	3,117.98	3,122.79	2,770.80	3,558.48	4,530.55	806.75	198.50	0.00	0.00	0.00	93.00	1,829.19	21,950.26
Total All Sites	3,751.41	3,117.98	3,122.79	2,770.80	3,558.48	4,530.55	806.75	198.50	0.00	0.00	0.00	93.00	1,829.19	21,950.26
<u>WellnsDisPrev*</u>														
Total All Sites	0.00	0.00	0.00	0.00	0.00	0.00	0.00	0.00	0.00	0.00	0.00	0.00	0.00	0.00

DC Office on Aging and its Senior Service Network

Service Units By Service

From: 10/1/2015

To: 9/30/2016

Fiscal Year: 2016

Mary's Center Bernice Fontenau Senior Wellness Center

<u>Service</u>	<u>Oct</u>	<u>Nov</u>	<u>Dec</u>	<u>Jan</u>	<u>Feb</u>	<u>Mar</u>	<u>Apr</u>	<u>May</u>	<u>Jun</u>	<u>Jul</u>	<u>Aug</u>	<u>Sep</u>	<u>Monthly</u>	<u>YTD</u>
<u>Site</u>	<u>Units</u>	<u>Units</u>	<u>Units</u>	<u>Units</u>	<u>Units</u>	<u>Units</u>	<u>Units</u>	<u>Units</u>	<u>Units</u>	<u>Units</u>	<u>Units</u>	<u>Units</u>	<u>Avg</u>	<u>Units</u>
<u>CongWeekend</u>														
(No Site)	72.00	0.00	0.00	0.00	0.00	0.00	0.00	0.00	0.00	0.00	0.00	0.00	6.00	72.00
Total All Sites	72.00	0.00	0.00	0.00	0.00	0.00	0.00	0.00	0.00	0.00	0.00	0.00	6.00	72.00
<u>Wellness</u>														
(No Site)	4,526.98	4,202.12	4,581.76	2,750.61	4,410.06	5,504.97	4,481.18	4,868.24	5,305.05	4,795.41	5,321.70	5,145.71	4,657.82	55,893.79
Total All Sites	4,526.98	4,202.12	4,581.76	2,750.61	4,410.06	5,504.97	4,481.18	4,868.24	5,305.05	4,795.41	5,321.70	5,145.71	4,657.82	55,893.79
<u>WellnsDisPrev*</u>														
Total All Sites	0.00	0.00	0.00	0.00	0.00	0.00	0.00	0.00	0.00	0.00	0.00	0.00	0.00	0.00
<u>WellnsMedMgt*</u>														
Total All Sites	0.00	0.00	0.00	0.00	0.00	0.00	0.00	0.00	0.00	0.00	0.00	0.00	0.00	0.00

DC Office on Aging and its Senior Service Network

Service Units By Service

From: 10/1/2015

To: 9/30/2016

Fiscal Year: 2016

Providence/Model Cities Senior Wellness Center

<u>Service</u>	Oct	Nov	Dec	Jan	Feb	Mar	Apr	May	Jun	Jul	Aug	Sep	Monthly	YTD
<u>Site</u>	Units	Units	Units	Units	Units	Units	Units	Units	Units	Units	Units	Units	Avg	Units
<u>Bodywise</u>														
<i>Total All Sites</i>	0.00	0.00	0.00	0.00	0.00	0.00	0.00	0.00	0.00	0.00	0.00	0.00	0.00	0.00
<u>CongWeekend</u>														
(No Site)	105.00	0.00	0.00	0.00	0.00	0.00	0.00	0.00	0.00	0.00	0.00	0.00	8.75	105.00
<i>Total All Sites</i>	105.00	0.00	0.00	0.00	0.00	0.00	0.00	0.00	0.00	0.00	0.00	0.00	8.75	105.00
<u>InterGen</u>														
<i>Total All Sites</i>	0.00	0.00	0.00	0.00	0.00	0.00	0.00	0.00	0.00	0.00	0.00	0.00	0.00	0.00
<u>Wellness</u>														
(No Site)	7,856.50	6,297.50	6,967.00	5,016.00	7,337.00	8,224.00	7,532.00	7,738.00	8,069.50	7,481.00	9,364.50	8,822.00	7,558.75	90,705.00
<i>Total All Sites</i>	7,856.50	6,297.50	6,967.00	5,016.00	7,337.00	8,224.00	7,532.00	7,738.00	8,069.50	7,481.00	9,364.50	8,822.00	7,558.75	90,705.00
<u>WellnsDisPrev*</u>														
<i>Total All Sites</i>	0.00	0.00	0.00	0.00	0.00	0.00	0.00	0.00	0.00	0.00	0.00	0.00	0.00	0.00
<u>WellnsFitness</u>														
<i>Total All Sites</i>	0.00	0.00	0.00	0.00	0.00	0.00	0.00	0.00	0.00	0.00	0.00	0.00	0.00	0.00
<u>WellnsMedMgt*</u>														
<i>Total All Sites</i>	0.00	0.00	0.00	0.00	0.00	0.00	0.00	0.00	0.00	0.00	0.00	0.00	0.00	0.00
<u>WellnsSoc*</u>														
<i>Total All Sites</i>	0.00	0.00	0.00	0.00	0.00	0.00	0.00	0.00	0.00	0.00	0.00	0.00	0.00	0.00
<u>WellnsTrip</u>														
<i>Total All Sites</i>	0.00	0.00	0.00	0.00	0.00	0.00	0.00	0.00	0.00	0.00	0.00	0.00	0.00	0.00

DC Office on Aging and its Senior Service Network

Service Units By Service

From: 10/1/2015

To: 9/30/2016

Fiscal Year: 2016

Vida Senior Centers

<u>Service</u>	<u>Oct</u>	<u>Nov</u>	<u>Dec</u>	<u>Jan</u>	<u>Feb</u>	<u>Mar</u>	<u>Apr</u>	<u>May</u>	<u>Jun</u>	<u>Jul</u>	<u>Aug</u>	<u>Sep</u>	<u>Monthly</u>	<u>YTD</u>
<u>Site</u>	<u>Units</u>	<u>Units</u>	<u>Units</u>	<u>Units</u>	<u>Units</u>	<u>Units</u>	<u>Units</u>	<u>Units</u>	<u>Units</u>	<u>Units</u>	<u>Units</u>	<u>Units</u>	<u>Avg</u>	<u>Units</u>
<u>CaseMgmt</u>														
Brightwood	0.00	0.00	0.00	0.00	0.00	0.00	0.00	0.00	0.00	0.00	0.00	0.00	0.00	0.00
Total All Sites	0.00	0.00	0.00	0.00	0.00	0.00	0.00	0.00	0.00	0.00	0.00	0.00	0.00	0.00
<u>CompAssmt</u>														
Brightwood	0.00	0.00	0.00	0.00	0.00	0.00	0.00	0.00	0.00	0.00	0.00	0.00	0.00	0.00
Total All Sites	0.00	0.00	0.00	0.00	0.00	0.00	0.00	0.00	0.00	0.00	0.00	0.00	0.00	0.00
<u>Counseling</u>														
(No Site)	1,092.00	640.50	1,198.00	436.00	615.00	860.66	802.33	700.50	1,053.48	657.65	1,153.00	1,911.52	926.72	11,120.64
Brightwood	165.00	151.25	36.50	150.75	244.41	338.73	195.00	126.99	139.44	149.83	144.43	351.83	182.85	2,194.16
Total All Sites	1,257.00	791.75	1,234.50	586.75	859.41	1,199.39	997.33	827.49	1,192.92	807.48	1,297.43	2,263.35	1,109.57	13,314.80
<u>Counseling Tracking</u>														
Brightwood	0.00	0.00	0.00	0.00	0.00	0.00	0.00	0.00	0.00	0.00	0.00	0.00	0.00	0.00
Total All Sites	0.00	0.00	0.00	0.00	0.00	0.00	0.00	0.00	0.00	0.00	0.00	0.00	0.00	0.00
<u>HealthPro</u>														
(No Site)	691.00	634.00	568.00	372.00	530.00	954.00	740.00	735.00	680.00	518.00	496.00	639.00	629.75	7,557.00
Brightwood	53.00	25.00	32.00	26.00	49.00	50.92	7.00	59.00	55.00	44.00	41.00	62.00	41.99	503.92
Total All Sites	744.00	659.00	600.00	398.00	579.00	1,004.92	747.00	794.00	735.00	562.00	537.00	701.00	671.74	8,060.92
<u>HealthPro(Tracking)</u>														
Brightwood	0.00	0.00	0.00	0.00	0.00	0.00	0.00	0.00	0.00	0.00	0.00	0.00	0.00	0.00
Total All Sites	0.00	0.00	0.00	0.00	0.00	0.00	0.00	0.00	0.00	0.00	0.00	0.00	0.00	0.00
<u>NutrCouns</u>														
(No Site)	66.50	48.50	43.00	45.50	33.50	65.50	64.50	40.50	62.00	44.00	54.00	34.50	50.17	602.00
Brightwood	0.00	2.00	0.00	0.00	0.00	3.00	28.00	1.00	0.00	0.00	0.00	0.00	2.83	34.00
Total All Sites	66.50	50.50	43.00	45.50	33.50	68.50	92.50	41.50	62.00	44.00	54.00	34.50	53.00	636.00
<u>NutrCouns Tracking</u>														
Brightwood	0.00	0.00	0.00	0.00	0.00	0.00	0.00	0.00	0.00	0.00	0.00	0.00	0.00	0.00
Total All Sites	0.00	0.00	0.00	0.00	0.00	0.00	0.00	0.00	0.00	0.00	0.00	0.00	0.00	0.00

DC Office on Aging and its Senior Service Network

Service Units By Service

<u>Service</u>	Oct	Nov	Dec	Jan	Feb	Mar	Apr	May	Jun	Jul	Aug	Sep	Monthly	YTD
<u>Site</u>	Units	Units	Units	Units	Units	Units	Units	Units	Units	Units	Units	Units	Avg	Units
<u>NutrEduc</u>														
(No Site)	60.00	52.00	54.00	84.00	63.00	62.00	122.00	294.00	119.00	113.00	44.00	146.00	101.08	1,213.00
Brightwood	35.00	27.00	16.00	25.00	12.00	0.00	6.00	9.00	2.00	21.00	29.00	29.00	17.58	211.00
Total All Sites	95.00	79.00	70.00	109.00	75.00	62.00	128.00	303.00	121.00	134.00	73.00	175.00	118.67	1,424.00
<u>NutrEduc Tracking</u>														
Brightwood	0.00	0.00	0.00	0.00	0.00	0.00	0.00	0.00	0.00	0.00	0.00	0.00	0.00	0.00
Total All Sites	0.00	0.00	0.00	0.00	0.00	0.00	0.00	0.00	0.00	0.00	0.00	0.00	0.00	0.00
<u>Outreach (Event)</u>														
Brightwood	0.00	0.00	0.00	0.00	0.00	0.00	0.00	0.00	0.00	0.00	0.00	0.00	0.00	0.00
Total All Sites	0.00	0.00	0.00	0.00	0.00	0.00	0.00	0.00	0.00	0.00	0.00	0.00	0.00	0.00
<u>Outreach (Handouts)</u>														
Brightwood	0.00	0.00	0.00	0.00	0.00	0.00	0.00	0.00	0.00	0.00	0.00	0.00	0.00	0.00
Total All Sites	0.00	0.00	0.00	0.00	0.00	0.00	0.00	0.00	0.00	0.00	0.00	0.00	0.00	0.00
<u>Outreach (People)</u>														
Brightwood	0.00	0.00	0.00	0.00	0.00	0.00	0.00	0.00	0.00	0.00	0.00	0.00	0.00	0.00
Total All Sites	0.00	0.00	0.00	0.00	0.00	0.00	0.00	0.00	0.00	0.00	0.00	0.00	0.00	0.00
<u>RecSoc</u>														
(No Site)	2,614.50	2,635.00	4,740.00	2,168.00	3,128.00	4,246.50	1,837.00	2,389.50	3,757.50	4,018.00	4,017.00	3,909.00	3,288.33	39,460.00
Brightwood	196.00	94.00	44.00	222.00	186.00	246.50	257.00	348.00	384.50	317.00	339.00	384.00	251.50	3,018.00
Total All Sites	2,810.50	2,729.00	4,784.00	2,390.00	3,314.00	4,493.00	2,094.00	2,737.50	4,142.00	4,335.00	4,356.00	4,293.00	3,539.83	42,478.00
<u>RecSoc Tracking</u>														
Brightwood	0.00	0.00	0.00	0.00	0.00	0.00	0.00	0.00	0.00	0.00	0.00	0.00	0.00	0.00
Total All Sites	0.00	0.00	0.00	0.00	0.00	0.00	0.00	0.00	0.00	0.00	0.00	0.00	0.00	0.00
<u>TransSites</u>														
Brightwood	0.00	0.00	0.00	0.00	0.00	0.00	0.00	0.00	0.00	0.00	0.00	0.00	0.00	0.00
Total All Sites	0.00	0.00	0.00	0.00	0.00	0.00	0.00	0.00	0.00	0.00	0.00	0.00	0.00	0.00

DC Office on Aging and its Senior Service Network

Service Units By Service

From: 10/1/2015

To: 9/30/2016

Fiscal Year: 2016

Terrific, Inc. Ward 1

<u>Service</u>	<u>Oct</u>	<u>Nov</u>	<u>Dec</u>	<u>Jan</u>	<u>Feb</u>	<u>Mar</u>	<u>Apr</u>	<u>May</u>	<u>Jun</u>	<u>Jul</u>	<u>Aug</u>	<u>Sep</u>	<u>Monthly</u>	<u>YTD</u>
<u>Site</u>	<u>Units</u>	<u>Units</u>	<u>Units</u>	<u>Units</u>	<u>Units</u>	<u>Units</u>	<u>Units</u>	<u>Units</u>	<u>Units</u>	<u>Units</u>	<u>Units</u>	<u>Units</u>	<u>Avg</u>	<u>Units</u>
<u>CaseMgmt</u>														
(No Site)	0.50	2.00	0.00	3.50	0.00	2.00	0.00	4.50	0.00	60.00	1.00	0.50	6.17	74.00
Bernice Fonteneau Senior Wellness Center	0.00	0.00	1.00	3.00	2.00	2.00	0.00	0.00	0.00	0.00	0.00	0.00	0.67	8.00
Campbell Heights	0.00	0.00	0.00	0.00	0.00	0.00	0.00	0.00	0.50	0.00	0.00	0.00	0.04	0.50
Columbia Heights	1.00	0.00	0.00	0.00	0.00	0.00	0.00	0.00	0.00	0.00	0.00	0.00	0.08	1.00
EOFULA Spanish Senior Center	0.00	0.00	0.00	0.00	0.00	0.00	0.00	0.00	0.00	0.00	0.00	0.00	0.00	
Garfield Terrace	0.00	0.00	0.00	0.00	0.00	0.00	0.00	0.00	0.00	0.00	0.00	0.00	0.00	
Harvard Towers	0.00	0.00	0.00	0.00	0.00	0.00	0.00	0.00	1.00	0.00	0.00	0.00	0.08	1.00
Home Delivered Meals	0.00	0.00	0.00	0.00	0.00	0.00	0.00	0.00	0.00	0.00	0.00	0.00	0.00	
LeDroit Park	0.00	0.00	0.00	0.00	0.00	0.00	0.00	0.00	0.00	0.00	0.00	0.00	0.00	
Sarah's Circle	0.00	1.00	0.00	0.00	0.00	0.00	0.00	0.00	0.00	0.00	1.00	0.00	0.17	2.00
Terrific Inc	145.00	110.00	120.00	152.25	144.00	168.00	137.25	196.50	170.00	119.50	188.00	164.50	151.25	1,815.00
Total All Sites	146.50	113.00	121.00	158.75	146.00	172.00	137.25	201.00	171.50	179.50	190.00	165.00	158.46	1,901.50
<u>CGVCaseMgmt</u>														
Bernice Fonteneau Senior Wellness Center	0.00	0.00	0.00	0.00	0.00	0.00	0.00	0.00	0.00	0.00	0.00	0.00	0.00	
Campbell Heights	0.00	0.00	0.00	0.00	0.00	0.00	0.00	0.00	0.00	0.00	0.00	0.00	0.00	
Columbia Heights	0.00	0.00	0.00	0.00	0.00	0.00	0.00	0.00	0.00	0.00	0.00	0.00	0.00	
EOFULA Spanish Senior Center	0.00	0.00	0.00	0.00	0.00	0.00	0.00	0.00	0.00	0.00	0.00	0.00	0.00	
Garfield Terrace	0.00	0.00	0.00	0.00	0.00	0.00	0.00	0.00	0.00	0.00	0.00	0.00	0.00	
Harvard Towers	0.00	0.00	0.00	0.00	0.00	0.00	0.00	0.00	0.00	0.00	0.00	0.00	0.00	
Home Delivered Meals	0.00	0.00	0.00	0.00	0.00	0.00	0.00	0.00	0.00	0.00	0.00	0.00	0.00	
LeDroit Park	0.00	0.00	0.00	0.00	0.00	0.00	0.00	0.00	0.00	0.00	0.00	0.00	0.00	
Sarah's Circle	0.00	0.00	0.00	0.00	0.00	0.00	0.00	0.00	0.00	0.00	0.00	0.00	0.00	
Terrific Inc	0.00	10.00	0.00	0.00	0.00	0.00	0.00	0.00	0.00	0.00	0.00	0.00	0.83	10.00
Total All Sites	0.00	10.00	0.00	0.00	0.00	0.00	0.00	0.00	0.00	0.00	0.00	0.00	0.83	10.00
<u>CGVCompAssmt</u>														
Bernice Fonteneau Senior Wellness Center	0.00	0.00	0.00	0.00	0.00	0.00	0.00	0.00	0.00	0.00	0.00	0.00	0.00	
Campbell Heights	0.00	0.00	0.00	0.00	0.00	0.00	0.00	0.00	0.00	0.00	0.00	0.00	0.00	
Columbia Heights	0.00	0.00	0.00	0.00	0.00	0.00	0.00	0.00	0.00	0.00	0.00	0.00	0.00	

DC Office on Aging and its Senior Service Network

Service Units By Service

<u>Service</u>	Oct	Nov	Dec	Jan	Feb	Mar	Apr	May	Jun	Jul	Aug	Sep	Monthly	YTD
<u>Site</u>	Units	Units	Units	Units	Units	Units	Units	Units	Units	Units	Units	Units	Avg	Units
EOFULA Spanish Senior Center	0.00	0.00	0.00	0.00	0.00	0.00	0.00	0.00	0.00	0.00	0.00	0.00	0.00	
Garfield Terrace	0.00	0.00	0.00	0.00	0.00	0.00	0.00	0.00	0.00	0.00	0.00	0.00	0.00	
Harvard Towers	0.00	0.00	0.00	0.00	0.00	0.00	0.00	0.00	0.00	0.00	0.00	0.00	0.00	
Home Delivered Meals	0.00	0.00	0.00	0.00	0.00	0.00	0.00	0.00	0.00	0.00	0.00	0.00	0.00	
LeDroit Park	0.00	0.00	0.00	0.00	0.00	0.00	0.00	0.00	0.00	0.00	0.00	0.00	0.00	
Sarah's Circle	0.00	0.00	0.00	0.00	0.00	0.00	0.00	0.00	0.00	0.00	0.00	0.00	0.00	
Terrific Inc	0.00	0.00	0.00	0.00	0.00	0.00	0.00	0.00	0.00	0.00	0.00	0.00	0.00	
Total All Sites	0.00	0.00	0.00	0.00	0.00	0.00	0.00	0.00	0.00	0.00	0.00	0.00	0.00	
<u>CGVCounseling</u>														
Bernice Fonteneau Senior Wellness Center	0.00	0.00	0.00	0.00	0.00	0.00	0.00	0.00	0.00	0.00	0.00	0.00	0.00	
Campbell Heights	0.00	0.00	0.00	0.00	0.00	0.00	0.00	0.00	0.00	0.00	0.00	0.00	0.00	
Columbia Heights	0.00	0.00	0.00	0.00	0.00	0.00	0.00	0.00	0.00	0.00	0.00	0.00	0.00	
EOFULA Spanish Senior Center	0.00	0.00	0.00	0.00	0.00	0.00	0.00	0.00	0.00	0.00	0.00	0.00	0.00	
Garfield Terrace	0.00	0.00	0.00	0.00	0.00	0.00	0.00	0.00	0.00	0.00	0.00	0.00	0.00	
Harvard Towers	0.00	0.00	0.00	0.00	0.00	0.00	0.00	0.00	0.00	0.00	0.00	0.00	0.00	
Home Delivered Meals	0.00	0.00	0.00	0.00	0.00	0.00	0.00	0.00	0.00	0.00	0.00	0.00	0.00	
LeDroit Park	0.00	0.00	0.00	0.00	0.00	0.00	0.00	0.00	0.00	0.00	0.00	0.00	0.00	
Sarah's Circle	0.00	0.00	0.00	0.00	0.00	0.00	0.00	0.00	0.00	0.00	0.00	0.00	0.00	
Terrific Inc	0.00	0.00	0.00	0.00	0.00	0.00	0.00	0.00	0.00	0.00	0.00	0.00	0.00	
Total All Sites	0.00	0.00	0.00	0.00	0.00	0.00	0.00	0.00	0.00	0.00	0.00	0.00	0.00	
<u>CompAssmt</u>														
(No Site)	0.00	0.00	5.00	0.00	0.00	0.00	0.00	0.00	5.00	9.50	2.00	0.00	1.79	21.50
Bernice Fonteneau Senior Wellness Center	0.00	0.00	0.00	0.00	0.00	0.00	0.00	0.00	0.00	0.00	0.00	0.00	0.00	
Campbell Heights	0.00	0.00	0.00	0.00	0.00	0.00	0.00	0.00	0.00	0.00	0.00	0.00	0.00	
Columbia Heights	0.00	0.00	0.00	0.00	0.00	0.00	0.00	0.00	0.00	0.00	0.00	0.00	0.00	
EOFULA Spanish Senior Center	0.00	0.00	0.00	0.00	0.00	0.00	0.00	0.00	0.00	0.00	0.00	0.00	0.00	
Garfield Terrace	0.00	0.00	0.00	0.00	0.00	0.00	0.00	0.00	0.00	0.00	0.00	0.00	0.00	
Harvard Towers	0.00	0.00	0.00	0.00	0.00	0.00	0.00	0.00	0.00	0.00	0.00	0.00	0.00	
Home Delivered Meals	0.00	0.00	0.00	0.00	0.00	0.00	0.00	0.00	0.00	0.00	0.00	0.00	0.00	
LeDroit Park	0.00	0.00	0.00	0.00	0.00	0.00	0.00	0.00	0.00	0.00	0.00	0.00	0.00	
Sarah's Circle	0.00	0.00	0.00	0.00	0.00	0.00	0.00	0.00	0.00	0.00	0.00	0.00	0.00	

DC Office on Aging and its Senior Service Network

Service Units By Service

<u>Service</u>	Oct	Nov	Dec	Jan	Feb	Mar	Apr	May	Jun	Jul	Aug	Sep	Monthly	YTD
<u>Site</u>	Units	Units	Units	Units	Units	Units	Units	Units	Units	Units	Units	Units	Avg	Units
Terrific Inc	45.50	25.50	35.50	47.00	61.50	55.50	39.25	57.50	55.00	34.50	50.00	57.00	46.98	563.75
Total All Sites	45.50	25.50	40.50	47.00	61.50	55.50	39.25	57.50	60.00	44.00	52.00	57.00	48.77	585.25

Cong Meal Disabled Under

Bernice Fonteneau Senior Wellness Center	0.00	0.00	0.00	0.00	0.00	0.00	0.00	0.00	0.00	0.00	0.00	0.00	0.00	0.00
Campbell Heights	0.00	0.00	0.00	0.00	0.00	0.00	0.00	0.00	0.00	0.00	0.00	0.00	0.00	0.00
Columbia Heights	0.00	0.00	0.00	0.00	0.00	0.00	0.00	0.00	0.00	0.00	0.00	0.00	0.00	0.00
EOFULA Spanish Senior Center	0.00	0.00	0.00	0.00	0.00	0.00	0.00	0.00	0.00	0.00	0.00	0.00	0.00	0.00
Garfield Terrace	0.00	0.00	0.00	0.00	0.00	0.00	0.00	0.00	0.00	0.00	0.00	0.00	0.00	0.00
Harvard Towers	0.00	0.00	0.00	0.00	0.00	0.00	0.00	0.00	0.00	0.00	0.00	0.00	0.00	0.00
Home Delivered Meals	0.00	0.00	0.00	0.00	0.00	0.00	0.00	0.00	0.00	0.00	0.00	0.00	0.00	0.00
LeDroit Park	0.00	0.00	0.00	0.00	0.00	0.00	0.00	0.00	0.00	0.00	0.00	0.00	0.00	0.00
Sarah's Circle	0.00	0.00	0.00	0.00	0.00	0.00	0.00	0.00	0.00	0.00	0.00	0.00	0.00	0.00
Terrific Inc	0.00	0.00	0.00	0.00	0.00	0.00	0.00	0.00	0.00	0.00	0.00	0.00	0.00	0.00
Total All Sites	0.00	0.00	0.00	0.00	0.00	0.00	0.00	0.00	0.00	0.00	0.00	0.00	0.00	0.00

Cong Meal Second Servin

Bernice Fonteneau Senior Wellness Center	0.00	0.00	0.00	0.00	0.00	0.00	0.00	0.00	0.00	0.00	0.00	0.00	0.00	0.00
Campbell Heights	0.00	0.00	0.00	0.00	0.00	0.00	0.00	0.00	0.00	0.00	0.00	0.00	0.00	0.00
Columbia Heights	0.00	0.00	0.00	0.00	0.00	0.00	0.00	0.00	0.00	0.00	0.00	0.00	0.00	0.00
EOFULA Spanish Senior Center	0.00	0.00	0.00	0.00	0.00	0.00	0.00	0.00	0.00	0.00	0.00	0.00	0.00	0.00
Garfield Terrace	0.00	0.00	0.00	0.00	0.00	0.00	0.00	0.00	0.00	0.00	0.00	0.00	0.00	0.00
Harvard Towers	0.00	0.00	0.00	0.00	0.00	0.00	0.00	0.00	0.00	0.00	0.00	0.00	0.00	0.00
Home Delivered Meals	0.00	0.00	0.00	0.00	0.00	0.00	0.00	0.00	0.00	0.00	0.00	0.00	0.00	0.00
LeDroit Park	0.00	0.00	0.00	0.00	0.00	0.00	0.00	0.00	0.00	0.00	0.00	0.00	0.00	0.00
Sarah's Circle	0.00	0.00	0.00	0.00	0.00	0.00	0.00	0.00	0.00	0.00	0.00	0.00	0.00	0.00
Terrific Inc	0.00	0.00	0.00	0.00	0.00	0.00	0.00	0.00	0.00	0.00	0.00	0.00	0.00	0.00
Total All Sites	0.00	0.00	0.00	0.00	0.00	0.00	0.00	0.00	0.00	0.00	0.00	0.00	0.00	0.00

Cong Meal Spouse Under 60

Bernice Fonteneau Senior Wellness Center	0.00	0.00	0.00	0.00	0.00	0.00	0.00	0.00	0.00	0.00	0.00	0.00	0.00	0.00
Campbell Heights	0.00	0.00	0.00	0.00	0.00	0.00	0.00	0.00	0.00	0.00	0.00	0.00	0.00	0.00
Columbia Heights	0.00	0.00	0.00	0.00	0.00	0.00	0.00	0.00	0.00	0.00	0.00	0.00	0.00	0.00

DC Office on Aging and its Senior Service Network

Service Units By Service

<u>Service</u>	Oct	Nov	Dec	Jan	Feb	Mar	Apr	May	Jun	Jul	Aug	Sep	Monthly	YTD
<u>Site</u>	Units	Units	Units	Units	Units	Units	Units	Units	Units	Units	Units	Units	Avg	Units
EOFULA Spanish Senior Center	0.00	0.00	0.00	0.00	0.00	0.00	0.00	0.00	0.00	0.00	0.00	0.00	0.00	0.00
Garfield Terrace	0.00	0.00	0.00	0.00	0.00	0.00	0.00	0.00	0.00	0.00	0.00	0.00	0.00	0.00
Harvard Towers	0.00	0.00	0.00	0.00	0.00	0.00	0.00	0.00	0.00	0.00	0.00	0.00	0.00	0.00
Home Delivered Meals	0.00	0.00	0.00	0.00	0.00	0.00	0.00	0.00	0.00	0.00	0.00	0.00	0.00	0.00
LeDroit Park	0.00	0.00	0.00	0.00	0.00	0.00	0.00	0.00	0.00	0.00	0.00	0.00	0.00	0.00
Sarah's Circle	0.00	0.00	0.00	0.00	0.00	0.00	0.00	0.00	0.00	0.00	0.00	0.00	0.00	0.00
Terrific Inc	0.00	0.00	0.00	0.00	0.00	0.00	0.00	0.00	0.00	0.00	0.00	0.00	0.00	0.00
Total All Sites	0.00	0.00	0.00	0.00	0.00	0.00	0.00	0.00	0.00	0.00	0.00	0.00	0.00	0.00
Cong Meal Trash														
Bernice Fonteneau Senior Wellness Center	0.00	0.00	0.00	0.00	0.00	0.00	0.00	0.00	0.00	0.00	0.00	0.00	0.00	0.00
Campbell Heights	0.00	0.00	0.00	0.00	0.00	0.00	0.00	0.00	0.00	0.00	0.00	0.00	0.00	0.00
Columbia Heights	0.00	0.00	0.00	0.00	0.00	0.00	0.00	0.00	0.00	0.00	0.00	0.00	0.00	0.00
EOFULA Spanish Senior Center	0.00	0.00	0.00	0.00	0.00	0.00	0.00	0.00	0.00	0.00	0.00	0.00	0.00	0.00
Garfield Terrace	0.00	0.00	0.00	0.00	0.00	0.00	0.00	0.00	0.00	0.00	0.00	0.00	0.00	0.00
Harvard Towers	0.00	0.00	0.00	0.00	0.00	0.00	0.00	0.00	0.00	0.00	0.00	0.00	0.00	0.00
Home Delivered Meals	0.00	0.00	0.00	0.00	0.00	0.00	0.00	0.00	0.00	0.00	0.00	0.00	0.00	0.00
LeDroit Park	0.00	0.00	0.00	0.00	0.00	0.00	0.00	0.00	0.00	0.00	0.00	0.00	0.00	0.00
Sarah's Circle	0.00	0.00	0.00	0.00	0.00	0.00	0.00	0.00	0.00	0.00	0.00	0.00	0.00	0.00
Terrific Inc	0.00	0.00	0.00	0.00	0.00	0.00	0.00	0.00	0.00	0.00	0.00	0.00	0.00	0.00
Total All Sites	0.00	0.00	0.00	0.00	0.00	0.00	0.00	0.00	0.00	0.00	0.00	0.00	0.00	0.00
Cong Meal Volunteer Under														
Bernice Fonteneau Senior Wellness Center	0.00	0.00	0.00	0.00	0.00	0.00	0.00	0.00	0.00	0.00	0.00	0.00	0.00	0.00
Campbell Heights	0.00	0.00	0.00	0.00	0.00	0.00	0.00	0.00	0.00	0.00	0.00	0.00	0.00	0.00
Columbia Heights	0.00	0.00	0.00	0.00	0.00	0.00	0.00	0.00	0.00	0.00	0.00	0.00	0.00	0.00
EOFULA Spanish Senior Center	0.00	0.00	0.00	0.00	0.00	0.00	0.00	0.00	0.00	0.00	0.00	0.00	0.00	0.00
Garfield Terrace	0.00	0.00	0.00	0.00	0.00	0.00	0.00	0.00	0.00	0.00	0.00	0.00	0.00	0.00
Harvard Towers	0.00	0.00	0.00	0.00	0.00	0.00	0.00	0.00	0.00	0.00	0.00	0.00	0.00	0.00
Home Delivered Meals	0.00	0.00	0.00	0.00	0.00	0.00	0.00	0.00	0.00	0.00	0.00	0.00	0.00	0.00
LeDroit Park	0.00	0.00	0.00	0.00	0.00	0.00	0.00	0.00	0.00	0.00	0.00	0.00	0.00	0.00
Sarah's Circle	0.00	0.00	0.00	0.00	0.00	0.00	0.00	0.00	0.00	0.00	0.00	0.00	0.00	0.00
Terrific Inc	0.00	0.00	0.00	0.00	0.00	0.00	0.00	0.00	0.00	0.00	0.00	0.00	0.00	0.00

DC Office on Aging and its Senior Service Network

Service Units By Service

<u>Service</u>	<u>Oct</u>	<u>Nov</u>	<u>Dec</u>	<u>Jan</u>	<u>Feb</u>	<u>Mar</u>	<u>Apr</u>	<u>May</u>	<u>Jun</u>	<u>Jul</u>	<u>Aug</u>	<u>Sep</u>	<u>Monthly</u>	<u>YTD</u>
<u>Site</u>	<u>Units</u>	<u>Units</u>	<u>Units</u>	<u>Units</u>	<u>Units</u>	<u>Units</u>	<u>Units</u>	<u>Units</u>	<u>Units</u>	<u>Units</u>	<u>Units</u>	<u>Units</u>	<u>Avg</u>	<u>Units</u>
Total All Sites	0.00	0.00	0.00	0.00	0.00	0.00	0.00	0.00	0.00	0.00	0.00	0.00	0.00	
CongrMeal														
(No Site)	474.00	159.00	168.00	337.00	539.00	0.00	220.00	114.00	106.00	328.00	1.00	297.00	228.58	2,743.00
Bernice Fonteneau Senior Wellness Center	675.00	664.00	757.00	463.00	647.00	743.00	651.00	763.00	741.00	695.00	807.00	588.00	682.83	8,194.00
Campbell Heights	709.00	716.00	822.00	563.00	497.00	863.00	764.00	722.00	778.00	619.00	959.00	945.00	746.42	8,957.00
Columbia Heights	701.00	513.00	757.00	583.00	501.00	813.00	493.00	482.00	418.00	0.00	0.00	0.00	438.42	5,261.00
EOFULA Spanish Senior Center	1,325.00	1,207.00	1,084.00	844.00	1,185.00	1,510.00	1,343.00	1,556.00	1,517.00	1,085.00	1,449.00	1,380.00	1,290.42	15,485.00
Garfield Terrace	889.00	764.00	927.00	722.00	856.00	952.00	734.00	860.00	922.00	860.00	1,026.00	1,015.00	877.25	10,527.00
Harvard Towers	1,161.00	957.00	1,110.00	620.00	934.00	1,088.00	860.00	858.00	1,031.00	819.00	1,265.00	1,245.00	995.67	11,948.00
Home Delivered Meals	0.00	0.00	0.00	0.00	0.00	0.00	0.00	0.00	0.00	0.00	0.00	0.00	0.00	
LeDroit Park	0.00	0.00	0.00	0.00	0.00	0.00	0.00	0.00	0.00	0.00	0.00	0.00	0.00	
Sarah's Circle	513.00	421.00	457.00	379.00	467.00	500.00	421.00	454.00	458.00	342.00	531.00	409.00	446.00	5,352.00
Terrific Inc	0.00	0.00	1.00	0.00	0.00	0.00	0.00	1.00	0.00	0.00	0.00	170.00	14.33	172.00
Total All Sites	6,447.00	5,401.00	6,083.00	4,511.00	5,626.00	6,469.00	5,486.00	5,810.00	5,971.00	4,748.00	6,038.00	6,049.00	5,719.92	68,639.00
Counseling														
(No Site)	174.00	599.00	188.00	223.00	446.00	61.50	233.50	114.50	93.50	183.50	13.00	32.00	196.79	2,361.50
Bernice Fonteneau Senior Wellness Center	9.00	2.00	12.50	64.50	2.50	3.00	0.00	26.00	7.00	70.00	1.00	25.00	18.54	222.50
Campbell Heights	484.00	539.00	592.00	405.00	329.00	677.00	579.00	521.00	603.00	443.00	770.00	623.00	547.08	6,565.00
Columbia Heights	505.00	326.00	542.00	444.00	305.00	554.00	251.00	162.00	287.00	0.00	0.00	0.00	281.33	3,376.00
EOFULA Spanish Senior Center	2.00	1.00	0.00	0.00	1.00	1.00	0.00	1.00	0.00	0.00	0.00	28.00	2.83	34.00
Garfield Terrace	498.00	432.00	510.00	416.00	499.00	560.00	378.00	463.00	535.00	498.00	604.00	537.00	494.17	5,930.00
Harvard Towers	630.00	487.00	594.00	357.50	523.00	616.00	494.00	396.00	561.00	465.00	348.00	2.00	456.13	5,473.50
Home Delivered Meals	0.00	0.00	0.00	0.00	0.00	0.00	0.00	0.00	0.00	0.00	0.00	0.00	0.00	
LeDroit Park	0.00	0.00	0.00	0.00	0.00	0.00	0.00	0.00	0.00	0.00	0.00	0.00	0.00	
Sarah's Circle	1.00	0.00	5.00	5.00	5.00	3.00	0.00	9.00	0.00	1.00	0.00	0.00	2.42	29.00
Terrific Inc	10.50	6.00	15.50	1.00	7.50	1.00	0.00	0.00	2.00	16.50	3.50	14.50	6.50	78.00
Total All Sites	2,313.50	2,392.00	2,459.00	1,916.00	2,118.00	2,476.50	1,935.50	1,692.50	2,088.50	1,677.00	1,739.50	1,261.50	2,005.79	24,069.50
HDMealWkDay														
(No Site)	2,164.00	3,113.00	2,438.00	3,370.00	3,132.00	3,032.00	2,580.00	2,860.00	3,544.00	3,114.00	3,360.00	3,716.00	3,035.25	36,423.00
Bernice Fonteneau Senior Wellness Center	0.00	0.00	0.00	0.00	0.00	0.00	0.00	0.00	0.00	0.00	0.00	0.00	0.00	

DC Office on Aging and its Senior Service Network

Service Units By Service

<u>Service</u>	Oct	Nov	Dec	Jan	Feb	Mar	Apr	May	Jun	Jul	Aug	Sep	Monthly	YTD
<u>Site</u>	Units	Units	Units	Units	Units	Units	Units	Units	Units	Units	Units	Units	Avg	Units
Campbell Heights	0.00	0.00	0.00	1.00	0.00	0.00	0.00	0.00	0.00	0.00	0.00	0.00	0.08	1.00
Columbia Heights	1.00	1.00	2.00	0.00	0.00	0.00	0.00	0.00	0.00	0.00	0.00	0.00	0.33	4.00
EOFULA Spanish Senior Center	0.00	0.00	0.00	0.00	0.00	0.00	0.00	0.00	0.00	0.00	0.00	0.00	0.00	
Garfield Terrace	0.00	1.00	1.00	0.00	0.00	0.00	0.00	0.00	0.00	0.00	0.00	0.00	0.17	2.00
Harvard Towers	0.00	4.00	1.00	0.00	2.00	0.00	0.00	0.00	0.00	0.00	0.00	0.00	0.58	7.00
Home Delivered Meals	0.00	0.00	0.00	0.00	0.00	0.00	0.00	0.00	0.00	0.00	0.00	0.00	0.00	
LeDroit Park	0.00	0.00	0.00	0.00	0.00	0.00	0.00	0.00	0.00	0.00	0.00	0.00	0.00	
Sarah's Circle	0.00	0.00	0.00	0.00	0.00	0.00	0.00	0.00	0.00	0.00	0.00	0.00	0.00	
Terrific Inc	0.00	0.00	0.00	0.00	0.00	0.00	0.00	0.00	0.00	0.00	0.00	0.00	0.00	
Total All Sites	2,165.00	3,119.00	2,442.00	3,371.00	3,134.00	3,032.00	2,580.00	2,860.00	3,544.00	3,114.00	3,360.00	3,716.00	3,036.42	36,437.00

HDMealWkEnd

(No Site)	600.00	704.00	1,110.00	952.00	723.00	350.00	866.00	1,080.00	956.00	660.00	788.00	708.00	791.42	9,497.00
Bernice Fonteneau Senior Wellness Center	0.00	0.00	0.00	0.00	0.00	0.00	0.00	0.00	0.00	0.00	0.00	0.00	0.00	
Campbell Heights	1.00	0.00	3.00	0.00	0.00	5.00	0.00	0.00	0.00	0.00	0.00	0.00	0.75	9.00
Columbia Heights	0.00	0.00	0.00	0.00	0.00	0.00	0.00	0.00	0.00	0.00	0.00	0.00	0.00	
EOFULA Spanish Senior Center	0.00	0.00	0.00	0.00	0.00	0.00	0.00	0.00	0.00	0.00	0.00	0.00	0.00	
Garfield Terrace	0.00	0.00	0.00	0.00	0.00	0.00	0.00	0.00	0.00	0.00	0.00	0.00	0.00	
Harvard Towers	0.00	3.00	0.00	5.00	0.00	0.00	0.00	0.00	0.00	0.00	0.00	0.00	0.67	8.00
Home Delivered Meals	0.00	0.00	0.00	0.00	0.00	0.00	0.00	0.00	0.00	0.00	0.00	0.00	0.00	
LeDroit Park	0.00	0.00	0.00	0.00	0.00	0.00	0.00	0.00	0.00	0.00	0.00	0.00	0.00	
Sarah's Circle	0.00	0.00	0.00	0.00	0.00	0.00	0.00	0.00	0.00	0.00	0.00	0.00	0.00	
Terrific Inc	0.00	0.00	0.00	0.00	0.00	0.00	0.00	0.00	0.00	0.00	0.00	0.00	0.00	
Total All Sites	601.00	707.00	1,113.00	957.00	723.00	355.00	866.00	1,080.00	956.00	660.00	788.00	708.00	792.83	9,514.00

HealthPro

(No Site)	150.00	159.00	20.00	210.00	424.00	4.00	211.00	100.00	71.00	172.00	0.00	0.00	126.75	1,521.00
Bernice Fonteneau Senior Wellness Center	0.00	0.00	0.00	57.00	0.00	0.00	0.00	27.00	0.00	0.00	0.00	21.00	8.75	105.00
Campbell Heights	485.00	540.00	604.00	396.00	329.00	670.00	578.00	532.00	603.00	443.00	772.00	618.00	547.50	6,570.00
Columbia Heights	503.00	326.00	554.00	428.00	301.00	554.00	251.00	326.00	287.00	0.00	0.00	0.00	294.17	3,530.00
EOFULA Spanish Senior Center	0.00	0.00	0.00	0.00	0.00	0.00	0.00	1.00	0.00	0.00	0.00	27.00	2.33	28.00
Garfield Terrace	503.00	432.00	530.00	416.00	494.00	560.00	378.00	468.00	535.00	498.00	603.00	536.00	496.08	5,953.00
Harvard Towers	622.00	480.00	594.00	358.00	524.00	616.00	494.00	422.00	561.00	466.00	786.00	728.00	554.25	6,651.00

DC Office on Aging and its Senior Service Network

Service Units By Service

<u>Service</u>	Oct	Nov	Dec	Jan	Feb	Mar	Apr	May	Jun	Jul	Aug	Sep	Monthly	YTD
<u>Site</u>	Units	Units	Units	Units	Units	Units	Units	Units	Units	Units	Units	Units	Avg	Units
Home Delivered Meals	0.00	0.00	0.00	0.00	0.00	0.00	0.00	0.00	0.00	0.00	0.00	0.00	0.00	
LeDroit Park	0.00	0.00	0.00	0.00	0.00	0.00	0.00	0.00	0.00	0.00	0.00	0.00	0.00	
Sarah's Circle	0.00	0.00	0.00	0.00	0.00	0.00	0.00	7.00	0.00	0.00	0.00	0.00	0.58	7.00
Terrific Inc	0.00	0.00	2.00	0.00	0.00	0.00	1.00	0.00	0.00	0.00	0.00	10.00	1.08	13.00
Total All Sites	2,263.00	1,937.00	2,304.00	1,865.00	2,072.00	2,404.00	1,913.00	1,883.00	2,057.00	1,579.00	2,161.00	1,940.00	2,031.50	24,378.00
<u>NutrCouns</u>														
(No Site)	0.00	0.00	0.00	14.15	12.00	0.00	2.50	0.00	0.00	0.00	0.00	0.00	2.39	28.65
Bernice Fonteneau Senior Wellness Center	0.00	0.00	0.00	0.00	0.00	0.00	2.50	0.00	0.00	0.00	0.00	0.00	0.21	2.50
Campbell Heights	0.00	0.00	2.00	14.00	0.50	6.00	2.50	0.00	1.00	0.00	0.00	2.50	2.38	28.50
Columbia Heights	1.00	1.00	1.00	0.00	0.00	0.00	0.00	0.00	0.00	0.00	0.00	3.50	0.54	6.50
EOFULA Spanish Senior Center	0.00	0.00	0.00	0.00	0.00	0.00	0.00	0.00	0.00	0.00	0.00	0.00	0.00	
Garfield Terrace	0.00	0.00	1.00	0.00	0.00	0.00	0.00	0.00	0.00	0.00	0.00	0.00	0.08	1.00
Harvard Towers	3.00	0.00	0.00	0.00	0.00	0.00	0.00	0.00	0.00	2.50	0.00	0.00	0.46	5.50
Home Delivered Meals	0.00	0.00	0.00	0.00	0.00	0.00	0.00	0.00	0.00	0.00	0.00	0.00	0.00	
LeDroit Park	0.00	0.00	0.00	0.00	0.00	0.00	0.00	0.00	0.00	0.00	0.00	0.00	0.00	
Sarah's Circle	0.00	0.00	0.00	0.00	0.00	0.00	0.50	0.00	0.00	0.00	0.00	0.00	0.04	0.50
Terrific Inc	33.00	20.50	23.00	0.00	17.50	69.50	51.50	47.50	38.50	39.00	36.00	30.50	33.88	406.50
Total All Sites	37.00	21.50	27.00	28.15	30.00	75.50	59.50	47.50	39.50	41.50	36.00	36.50	39.97	479.65
<u>NutrEduc</u>														
(No Site)	0.00	0.00	38.00	178.00	30.00	0.00	0.00	2.00	0.00	2.00	0.00	126.00	31.33	376.00
Bernice Fonteneau Senior Wellness Center	0.00	0.00	0.00	0.00	26.00	48.00	0.00	46.00	64.00	74.00	32.00	82.00	31.00	372.00
Campbell Heights	88.00	0.00	96.00	0.00	28.00	40.00	20.00	30.00	46.00	40.00	34.00	16.00	36.50	438.00
Columbia Heights	48.00	18.00	79.00	2.00	4.00	0.00	14.00	35.00	22.00	0.00	0.00	0.00	18.50	222.00
EOFULA Spanish Senior Center	0.00	0.00	0.00	0.00	0.00	0.00	0.00	0.00	0.00	0.00	0.00	0.00	0.00	
Garfield Terrace	50.00	14.00	84.00	0.00	0.00	22.00	12.00	26.00	22.00	12.00	20.00	26.00	24.00	288.00
Harvard Towers	32.00	18.00	19.00	1.00	15.00	0.00	22.00	25.00	22.00	36.00	26.00	6.00	18.50	222.00
Home Delivered Meals	0.00	0.00	0.00	0.00	0.00	0.00	0.00	0.00	0.00	0.00	0.00	0.00	0.00	
LeDroit Park	0.00	0.00	0.00	0.00	0.00	0.00	0.00	0.00	0.00	0.00	0.00	0.00	0.00	
Sarah's Circle	0.00	0.00	0.00	0.00	0.00	0.00	0.00	1.00	0.00	40.00	0.00	0.00	3.42	41.00
Terrific Inc	0.00	0.00	4.00	0.00	12.00	0.00	0.00	36.00	0.00	8.00	4.00	18.00	6.83	82.00
Total All Sites	218.00	50.00	320.00	181.00	115.00	110.00	68.00	201.00	176.00	212.00	116.00	274.00	170.08	2,041.00

DC Office on Aging and its Senior Service Network

Service Units By Service

<u>Service</u>	<u>Oct</u>	<u>Nov</u>	<u>Dec</u>	<u>Jan</u>	<u>Feb</u>	<u>Mar</u>	<u>Apr</u>	<u>May</u>	<u>Jun</u>	<u>Jul</u>	<u>Aug</u>	<u>Sep</u>	<u>Monthly</u>	<u>YTD</u>
<u>Site</u>	<u>Units</u>	<u>Units</u>	<u>Units</u>	<u>Units</u>	<u>Units</u>	<u>Units</u>	<u>Units</u>	<u>Units</u>	<u>Units</u>	<u>Units</u>	<u>Units</u>	<u>Units</u>	<u>Avg</u>	<u>Units</u>
<u>RecSoc</u>														
(No Site)	300.00	318.00	40.00	438.00	850.00	10.00	424.00	211.00	148.00	368.00	0.00	0.00	258.92	3,107.00
Bernice Fonteneau Senior Wellness Center	0.00	0.00	0.00	114.00	0.00	0.00	0.00	59.00	0.00	38.00	0.00	42.00	21.08	253.00
Campbell Heights	1,058.00	1,071.00	1,215.00	783.00	658.00	1,350.00	1,156.00	1,068.00	1,206.00	924.00	1,544.00	1,271.50	1,108.71	13,304.50
Columbia Heights	1,003.00	652.00	1,110.00	848.00	620.00	1,103.00	502.00	651.00	568.00	14.00	0.00	0.00	589.25	7,071.00
EOFULA Spanish Senior Center	1.00	0.00	0.00	0.00	0.00	0.00	0.00	2.00	0.00	0.00	0.00	54.00	4.75	57.00
Garfield Terrace	1,002.00	887.50	1,060.00	832.00	1,010.00	1,122.00	765.00	968.00	1,097.00	1,029.00	1,217.00	1,112.00	1,008.46	12,101.50
Harvard Towers	1,239.00	976.00	1,192.00	727.00	1,030.00	1,232.00	988.00	847.00	1,122.00	928.00	1,572.00	1,456.00	1,109.08	13,309.00
Home Delivered Meals	0.00	0.00	0.00	0.00	0.00	0.00	0.00	0.00	0.00	0.00	0.00	0.00	0.00	
LeDroit Park	0.00	0.00	0.00	0.00	0.00	0.00	0.00	0.00	0.00	0.00	0.00	0.00	0.00	
Sarah's Circle	0.00	0.00	0.00	0.00	0.00	0.00	0.00	15.00	0.00	0.00	0.00	0.00	1.25	15.00
Terrific Inc	394.50	326.50	0.00	0.00	0.00	0.00	0.00	0.00	0.00	12.00	0.00	20.00	62.75	753.00
Total All Sites	4,997.50	4,231.00	4,617.00	3,742.00	4,168.00	4,817.00	3,835.00	3,821.00	4,141.00	3,313.00	4,333.00	3,955.50	4,164.25	49,971.00
<u>TransSites</u>														
Bernice Fonteneau Senior Wellness Center	0.00	0.00	0.00	0.00	0.00	0.00	0.00	0.00	0.00	0.00	0.00	0.00	0.00	
Campbell Heights	0.00	0.00	0.00	0.00	0.00	0.00	0.00	0.00	0.00	0.00	0.00	0.00	0.00	
Columbia Heights	0.00	0.00	0.00	0.00	0.00	0.00	0.00	0.00	0.00	0.00	0.00	0.00	0.00	
EOFULA Spanish Senior Center	0.00	0.00	0.00	0.00	0.00	0.00	0.00	0.00	0.00	0.00	0.00	0.00	0.00	
Garfield Terrace	0.00	0.00	0.00	0.00	0.00	0.00	0.00	0.00	0.00	0.00	0.00	0.00	0.00	
Harvard Towers	0.00	0.00	0.00	0.00	0.00	0.00	0.00	0.00	0.00	0.00	0.00	0.00	0.00	
Home Delivered Meals	0.00	0.00	0.00	0.00	0.00	0.00	0.00	0.00	0.00	0.00	0.00	0.00	0.00	
LeDroit Park	0.00	0.00	0.00	0.00	0.00	0.00	0.00	0.00	0.00	0.00	0.00	0.00	0.00	
Sarah's Circle	0.00	0.00	0.00	0.00	0.00	0.00	0.00	0.00	0.00	0.00	0.00	0.00	0.00	
Terrific Inc	0.00	0.00	0.00	0.00	0.00	0.00	0.00	0.00	0.00	0.00	0.00	0.00	0.00	
Total All Sites	0.00	0.00	0.00	0.00	0.00	0.00	0.00	0.00	0.00	0.00	0.00	0.00	0.00	

DC Office on Aging and its Senior Service Network

Service Units By Service

From: 10/1/2015

To: 9/30/2016

Fiscal Year: 2016

Terrific, Inc. Ward 2

<u>Service</u>	<u>Oct</u>	<u>Nov</u>	<u>Dec</u>	<u>Jan</u>	<u>Feb</u>	<u>Mar</u>	<u>Apr</u>	<u>May</u>	<u>Jun</u>	<u>Jul</u>	<u>Aug</u>	<u>Sep</u>	<u>Monthly</u>	<u>YTD</u>
<u>Site</u>	<u>Units</u>	<u>Units</u>	<u>Units</u>	<u>Units</u>	<u>Units</u>	<u>Units</u>	<u>Units</u>	<u>Units</u>	<u>Units</u>	<u>Units</u>	<u>Units</u>	<u>Units</u>	<u>Avg</u>	<u>Units</u>
<u>CaseMgmt</u>														
(No Site)	0.00	0.00	0.00	0.00	8.00	0.50	0.00	0.00	1.00	1.00	0.50	0.00	0.92	11.00
Arthur Fleming	0.00	0.00	0.00	0.00	0.00	0.00	0.00	0.00	0.00	0.00	0.00	0.00	0.00	0.00
Asbury Dwelling	0.00	0.00	0.00	0.00	0.00	0.00	0.00	0.00	0.00	0.00	0.00	0.00	0.00	0.00
Asian/Pacific Islander Senior Services Center	0.00	0.00	0.00	0.00	0.00	0.00	0.00	0.00	0.00	0.00	0.00	0.00	0.00	0.00
Claridge Towers	0.00	0.00	0.00	0.00	5.00	7.50	0.00	0.00	0.00	0.00	0.00	0.00	1.04	12.50
Downtown clusters	0.00	0.00	0.00	0.00	0.00	0.00	0.00	0.00	0.00	0.00	0.00	0.00	0.00	0.00
James Apartment building	0.00	0.00	0.00	0.00	0.00	5.50	0.00	0.00	0.00	0.00	0.00	0.00	0.46	5.50
Judiciary House	0.00	0.00	0.00	0.00	7.50	2.50	0.00	0.00	0.00	0.00	0.00	0.00	0.83	10.00
Oasis Senior Center	0.00	0.00	0.00	0.00	0.00	0.00	0.00	0.00	0.00	0.50	0.00	0.50	0.08	1.00
St Mary's Court	0.00	0.00	0.00	0.00	3.50	3.50	0.00	0.00	0.00	0.00	0.00	0.00	0.58	7.00
Ward 2	168.50	119.00	142.50	155.00	178.50	218.50	180.50	121.50	144.50	196.00	311.50	189.00	177.08	2,125.00
Total All Sites	168.50	119.00	142.50	155.00	202.50	238.00	180.50	121.50	145.50	197.50	312.00	189.50	181.00	2,172.00
<u>CGVCaseMgmt</u>														
Arthur Fleming	0.00	0.00	0.00	0.00	0.00	0.00	0.00	0.00	0.00	0.00	0.00	0.00	0.00	0.00
Asbury Dwelling	0.00	0.00	0.00	0.00	0.00	0.00	0.00	0.00	0.00	0.00	0.00	0.00	0.00	0.00
Asian/Pacific Islander Senior Services Center	0.00	0.00	0.00	0.00	0.00	0.00	0.00	0.00	0.00	0.00	0.00	0.00	0.00	0.00
Claridge Towers	0.00	0.00	0.00	0.00	0.00	0.00	0.00	0.00	0.00	0.00	0.00	0.00	0.00	0.00
Downtown clusters	0.00	0.00	0.00	0.00	0.00	0.00	0.00	0.00	0.00	0.00	0.00	0.00	0.00	0.00
James Apartment building	0.00	0.00	0.00	0.00	0.00	0.00	0.00	0.00	0.00	0.00	0.00	0.00	0.00	0.00
Judiciary House	0.00	0.00	0.00	0.00	0.00	0.00	0.00	0.00	0.00	0.00	0.00	0.00	0.00	0.00
Oasis Senior Center	0.00	0.00	0.00	0.00	0.00	0.00	0.00	0.00	0.00	0.00	0.00	0.00	0.00	0.00
St Mary's Court	0.00	0.00	0.00	0.00	0.00	0.00	0.00	0.00	0.00	0.00	0.00	0.00	0.00	0.00
Ward 2	0.00	0.00	0.00	0.00	0.00	0.00	0.00	0.00	0.00	0.00	0.00	0.00	0.00	0.00
Total All Sites	0.00	0.00	0.00	0.00	0.00	0.00	0.00	0.00	0.00	0.00	0.00	0.00	0.00	0.00
<u>CGVRespite</u>														
Arthur Fleming	0.00	0.00	0.00	0.00	0.00	0.00	0.00	0.00	0.00	0.00	0.00	0.00	0.00	0.00
Asbury Dwelling	0.00	0.00	0.00	0.00	0.00	0.00	0.00	0.00	0.00	0.00	0.00	0.00	0.00	0.00
Asian/Pacific Islander Senior Services Center	0.00	0.00	0.00	0.00	0.00	0.00	0.00	0.00	0.00	0.00	0.00	0.00	0.00	0.00
Claridge Towers	0.00	0.00	0.00	0.00	0.00	0.00	0.00	0.00	0.00	0.00	0.00	0.00	0.00	0.00
Downtown clusters	0.00	0.00	0.00	0.00	0.00	0.00	0.00	0.00	0.00	0.00	0.00	0.00	0.00	0.00

DC Office on Aging and its Senior Service Network

Service Units By Service

<u>Service</u>	Oct	Nov	Dec	Jan	Feb	Mar	Apr	May	Jun	Jul	Aug	Sep	Monthly	YTD
<u>Site</u>	Units	Units	Units	Units	Units	Units	Units	Units	Units	Units	Units	Units	Avg	Units
James Apartment building	0.00	0.00	0.00	0.00	0.00	0.00	0.00	0.00	0.00	0.00	0.00	0.00	0.00	
Judiciary House	0.00	0.00	0.00	0.00	0.00	0.00	0.00	0.00	0.00	0.00	0.00	0.00	0.00	
Oasis Senior Center	0.00	0.00	0.00	0.00	0.00	0.00	0.00	0.00	0.00	0.00	0.00	0.00	0.00	
St Mary's Court	0.00	0.00	0.00	0.00	0.00	0.00	0.00	0.00	0.00	0.00	0.00	0.00	0.00	
Ward 2	0.00	0.00	0.00	0.00	0.00	0.00	0.00	0.00	0.00	0.00	0.00	0.00	0.00	
Total All Sites	0.00	0.00	0.00	0.00	0.00	0.00	0.00	0.00	0.00	0.00	0.00	0.00	0.00	
CompAssmt														
(No Site)	0.00	0.00	0.00	0.00	0.00	0.00	2.50	0.00	0.00	0.00	2.00	0.00	0.38	4.50
Arthur Fleming	0.00	0.00	0.00	0.00	0.00	0.00	0.00	0.00	0.00	0.00	0.00	0.00	0.00	
Asbury Dwelling	0.00	0.00	0.00	0.00	0.00	0.00	0.00	0.00	0.00	0.00	0.00	0.00	0.00	
Asian/Pacific Islander Senior Services Center	0.00	0.00	0.00	0.00	0.00	0.00	0.00	0.00	0.00	0.00	0.00	0.00	0.00	
Claridge Towers	0.00	0.00	0.00	0.00	0.00	3.00	0.00	0.00	0.00	0.00	0.00	0.00	0.25	3.00
Downtown clusters	0.00	0.00	0.00	0.00	0.00	0.00	0.00	0.00	0.00	0.00	0.00	0.00	0.00	
James Apartment building	0.00	0.00	0.00	0.00	0.00	0.00	0.00	0.00	0.00	0.00	0.00	0.00	0.00	
Judiciary House	0.00	0.00	0.00	0.00	3.00	2.50	0.00	0.00	0.00	0.00	0.00	0.00	0.46	5.50
Oasis Senior Center	0.00	0.00	0.00	0.00	0.00	0.00	0.00	0.00	2.00	0.00	0.00	0.00	0.17	2.00
St Mary's Court	0.00	0.00	0.00	0.00	0.00	0.00	0.00	0.00	0.00	0.00	0.00	0.00	0.00	
Ward 2	30.50	13.00	22.50	12.00	3.00	11.50	13.50	25.00	33.00	13.00	41.50	21.50	20.00	240.00
Total All Sites	30.50	13.00	22.50	12.00	6.00	17.00	16.00	25.00	35.00	13.00	43.50	21.50	21.25	255.00
Cong Meal Disabled Under														
Arthur Fleming	0.00	0.00	0.00	0.00	0.00	0.00	0.00	0.00	0.00	0.00	0.00	0.00	0.00	
Asbury Dwelling	0.00	0.00	0.00	0.00	0.00	0.00	0.00	0.00	0.00	0.00	0.00	0.00	0.00	
Asian/Pacific Islander Senior Services Center	0.00	0.00	0.00	0.00	0.00	0.00	0.00	0.00	0.00	0.00	0.00	0.00	0.00	
Claridge Towers	0.00	0.00	0.00	0.00	0.00	0.00	0.00	0.00	0.00	0.00	0.00	0.00	0.00	
Downtown clusters	0.00	0.00	0.00	0.00	0.00	0.00	0.00	0.00	0.00	0.00	0.00	0.00	0.00	
James Apartment building	0.00	0.00	0.00	0.00	0.00	0.00	0.00	0.00	0.00	0.00	0.00	0.00	0.00	
Judiciary House	0.00	0.00	0.00	0.00	0.00	0.00	0.00	0.00	0.00	0.00	0.00	0.00	0.00	
Oasis Senior Center	0.00	0.00	0.00	0.00	0.00	0.00	0.00	0.00	0.00	0.00	0.00	0.00	0.00	
St Mary's Court	0.00	0.00	0.00	0.00	0.00	0.00	0.00	0.00	0.00	0.00	0.00	0.00	0.00	
Ward 2	0.00	0.00	0.00	0.00	0.00	0.00	0.00	0.00	0.00	0.00	0.00	0.00	0.00	
Total All Sites	0.00	0.00	0.00	0.00	0.00	0.00	0.00	0.00	0.00	0.00	0.00	0.00	0.00	

DC Office on Aging and its Senior Service Network

Service Units By Service

<u>Service</u>	Oct	Nov	Dec	Jan	Feb	Mar	Apr	May	Jun	Jul	Aug	Sep	Monthly	YTD
<u>Site</u>	Units	Units	Units	Units	Units	Units	Units	Units	Units	Units	Units	Units	Avg	Units
<u>Cong Meal Second Servin</u>														
Arthur Fleming	0.00	0.00	0.00	0.00	0.00	0.00	0.00	0.00	0.00	0.00	0.00	0.00	0.00	0.00
Asbury Dwelling	0.00	0.00	0.00	0.00	0.00	0.00	0.00	0.00	0.00	0.00	0.00	0.00	0.00	0.00
Asian/Pacific Islander Senior Services Center	0.00	0.00	0.00	0.00	0.00	0.00	0.00	0.00	0.00	0.00	0.00	0.00	0.00	0.00
Claridge Towers	0.00	0.00	0.00	0.00	0.00	0.00	0.00	0.00	0.00	0.00	0.00	0.00	0.00	0.00
Downtown clusters	0.00	0.00	0.00	0.00	0.00	0.00	0.00	0.00	0.00	0.00	0.00	0.00	0.00	0.00
James Apartment building	0.00	0.00	0.00	0.00	0.00	0.00	0.00	0.00	0.00	0.00	0.00	0.00	0.00	0.00
Judiciary House	0.00	0.00	0.00	0.00	0.00	0.00	0.00	0.00	0.00	0.00	0.00	0.00	0.00	0.00
Oasis Senior Center	0.00	0.00	0.00	0.00	0.00	0.00	0.00	0.00	0.00	0.00	0.00	0.00	0.00	0.00
St Mary's Court	0.00	0.00	0.00	0.00	0.00	0.00	0.00	0.00	0.00	0.00	0.00	0.00	0.00	0.00
Ward 2	0.00	0.00	0.00	0.00	0.00	0.00	0.00	0.00	0.00	0.00	0.00	0.00	0.00	0.00
Total All Sites	0.00	0.00	0.00	0.00	0.00	0.00	0.00	0.00	0.00	0.00	0.00	0.00	0.00	0.00
<u>Cong Meal Spouse Under 60</u>														
Arthur Fleming	0.00	0.00	0.00	0.00	0.00	0.00	0.00	0.00	0.00	0.00	0.00	0.00	0.00	0.00
Asbury Dwelling	0.00	0.00	0.00	0.00	0.00	0.00	0.00	0.00	0.00	0.00	0.00	0.00	0.00	0.00
Asian/Pacific Islander Senior Services Center	0.00	0.00	0.00	0.00	0.00	0.00	0.00	0.00	0.00	0.00	0.00	0.00	0.00	0.00
Claridge Towers	0.00	0.00	0.00	0.00	0.00	0.00	0.00	0.00	0.00	0.00	0.00	0.00	0.00	0.00
Downtown clusters	0.00	0.00	0.00	0.00	0.00	0.00	0.00	0.00	0.00	0.00	0.00	0.00	0.00	0.00
James Apartment building	0.00	0.00	0.00	0.00	0.00	0.00	0.00	0.00	0.00	0.00	0.00	0.00	0.00	0.00
Judiciary House	0.00	0.00	0.00	0.00	0.00	0.00	0.00	0.00	0.00	0.00	0.00	0.00	0.00	0.00
Oasis Senior Center	0.00	0.00	0.00	0.00	0.00	0.00	0.00	0.00	0.00	0.00	0.00	0.00	0.00	0.00
St Mary's Court	0.00	0.00	0.00	0.00	0.00	0.00	0.00	0.00	0.00	0.00	0.00	0.00	0.00	0.00
Ward 2	0.00	0.00	0.00	0.00	0.00	0.00	0.00	0.00	0.00	0.00	0.00	0.00	0.00	0.00
Total All Sites	0.00	0.00	0.00	0.00	0.00	0.00	0.00	0.00	0.00	0.00	0.00	0.00	0.00	0.00
<u>Cong Meal Trash</u>														
Arthur Fleming	0.00	0.00	0.00	0.00	0.00	0.00	0.00	0.00	0.00	0.00	0.00	0.00	0.00	0.00
Asbury Dwelling	0.00	0.00	0.00	0.00	0.00	0.00	0.00	0.00	0.00	0.00	0.00	0.00	0.00	0.00
Asian/Pacific Islander Senior Services Center	0.00	0.00	0.00	0.00	0.00	0.00	0.00	0.00	0.00	0.00	0.00	0.00	0.00	0.00
Claridge Towers	0.00	0.00	0.00	0.00	0.00	0.00	0.00	0.00	0.00	0.00	0.00	0.00	0.00	0.00
Downtown clusters	0.00	0.00	0.00	0.00	0.00	0.00	0.00	0.00	0.00	0.00	0.00	0.00	0.00	0.00
James Apartment building	0.00	0.00	0.00	0.00	0.00	0.00	0.00	0.00	0.00	0.00	0.00	0.00	0.00	0.00
Judiciary House	0.00	0.00	0.00	0.00	0.00	0.00	0.00	0.00	0.00	0.00	0.00	0.00	0.00	0.00
Oasis Senior Center	0.00	0.00	0.00	0.00	0.00	0.00	0.00	0.00	0.00	0.00	0.00	0.00	0.00	0.00

DC Office on Aging and its Senior Service Network

Service Units By Service

<u>Service</u>	Oct	Nov	Dec	Jan	Feb	Mar	Apr	May	Jun	Jul	Aug	Sep	Monthly	YTD
<u>Site</u>	Units	Units	Units	Units	Units	Units	Units	Units	Units	Units	Units	Units	Avg	Units
St Mary's Court	0.00	0.00	0.00	0.00	0.00	0.00	0.00	0.00	0.00	0.00	0.00	0.00	0.00	0.00
Ward 2	0.00	0.00	0.00	0.00	0.00	0.00	0.00	0.00	0.00	0.00	0.00	0.00	0.00	0.00
Total All Sites	0.00	0.00	0.00	0.00	0.00	0.00	0.00	0.00	0.00	0.00	0.00	0.00	0.00	0.00
<u>Cong Meal Volunteer Under</u>														
Arthur Fleming	0.00	0.00	0.00	0.00	0.00	0.00	0.00	0.00	0.00	0.00	0.00	0.00	0.00	0.00
Asbury Dwelling	0.00	0.00	0.00	0.00	0.00	0.00	0.00	0.00	0.00	0.00	0.00	0.00	0.00	0.00
Asian/Pacific Islander Senior Services Center	0.00	0.00	0.00	0.00	0.00	0.00	0.00	0.00	0.00	0.00	0.00	0.00	0.00	0.00
Claridge Towers	0.00	0.00	0.00	0.00	0.00	0.00	0.00	0.00	0.00	0.00	0.00	0.00	0.00	0.00
Downtown clusters	0.00	0.00	0.00	0.00	0.00	0.00	0.00	0.00	0.00	0.00	0.00	0.00	0.00	0.00
James Apartment building	0.00	0.00	0.00	0.00	0.00	0.00	0.00	0.00	0.00	0.00	0.00	0.00	0.00	0.00
Judiciary House	0.00	0.00	0.00	0.00	0.00	0.00	0.00	0.00	0.00	0.00	0.00	0.00	0.00	0.00
Oasis Senior Center	0.00	0.00	0.00	0.00	0.00	0.00	0.00	0.00	0.00	0.00	0.00	0.00	0.00	0.00
St Mary's Court	0.00	0.00	0.00	0.00	0.00	0.00	0.00	0.00	0.00	0.00	0.00	0.00	0.00	0.00
Ward 2	0.00	0.00	0.00	0.00	0.00	0.00	0.00	0.00	0.00	0.00	0.00	0.00	0.00	0.00
Total All Sites	0.00	0.00	0.00	0.00	0.00	0.00	0.00	0.00	0.00	0.00	0.00	0.00	0.00	0.00
<u>CongrMeal</u>														
(No Site)	0.00	0.00	1.00	0.00	0.00	0.00	1.00	0.00	0.00	0.00	0.00	2.00	0.33	4.00
Arthur Fleming	0.00	0.00	0.00	0.00	0.00	0.00	0.00	0.00	0.00	0.00	0.00	0.00	0.00	
Asbury Dwelling	1.00	0.00	0.00	0.00	0.00	0.00	0.00	0.00	0.00	0.00	0.00	0.00	0.08	1.00
Asian/Pacific Islander Senior Services Center	1,659.50	1,414.00	1,665.00	1,257.00	1,468.00	1,722.00	1,534.00	1,652.00	1,639.00	1,514.00	1,793.00	1,670.00	1,582.29	18,987.50
Claridge Towers	970.00	812.00	879.00	813.00	948.00	1,098.00	880.00	997.00	1,077.00	897.00	1,198.00	1,129.00	974.83	11,698.00
Downtown clusters	597.00	497.00	531.00	410.00	488.00	625.00	547.00	630.00	637.00	582.00	669.00	524.00	561.42	6,737.00
James Apartment building	536.00	475.00	525.00	425.00	464.00	548.00	452.00	489.00	507.00	479.00	588.00	493.00	498.42	5,981.00
Judiciary House	0.00	0.00	21.00	0.00	0.00	0.00	0.00	5.00	0.00	0.00	0.00	0.00	2.17	26.00
Oasis Senior Center	762.00	623.00	747.00	533.00	642.00	821.00	674.00	600.00	617.00	572.00	750.00	721.00	671.83	8,062.00
St Mary's Court	495.00	397.00	454.00	409.00	477.00	541.00	448.00	513.00	561.00	561.00	633.00	555.00	503.67	6,044.00
Ward 2	0.00	0.00	0.00	0.00	0.00	0.00	0.00	0.00	15.00	0.00	0.00	0.00	1.25	15.00
Total All Sites	5,020.50	4,218.00	4,823.00	3,847.00	4,487.00	5,355.00	4,536.00	4,886.00	5,053.00	4,605.00	5,631.00	5,094.00	4,796.29	57,555.50
<u>Counseling</u>														
(No Site)	12.00	0.00	32.00	7.00	2.50	0.50	6.00	12.00	0.00	0.00	6.00	128.00	17.17	206.00
Arthur Fleming	0.00	0.00	0.00	0.00	0.00	0.00	0.00	0.00	0.00	0.00	0.00	0.00	0.00	
Asbury Dwelling	0.00	0.00	0.00	0.00	0.00	0.00	0.00	0.00	0.00	0.00	0.00	0.00	0.00	

DC Office on Aging and its Senior Service Network

Service Units By Service

<u>Service</u>	Oct	Nov	Dec	Jan	Feb	Mar	Apr	May	Jun	Jul	Aug	Sep	Monthly	YTD
<u>Site</u>	Units	Units	Units	Units	Units	Units	Units	Units	Units	Units	Units	Units	Avg	Units
Asian/Pacific Islander Senior Services Center	1,264.00	1,010.00	1,083.50	825.00	1,043.50	1,163.00	1,148.00	973.50	926.75	839.50	1,158.50	1,057.00	1,041.02	12,492.25
Claridge Towers	65.00	10.00	11.50	89.00	42.50	56.00	101.00	92.00	84.50	13.00	27.00	64.50	54.67	656.00
Downtown clusters	0.00	0.00	0.00	0.00	3.00	0.00	0.00	0.00	0.00	0.00	0.00	0.00	0.25	3.00
James Apartment building	46.00	20.00	12.00	6.00	17.00	25.00	6.00	18.00	0.00	8.50	1.00	17.00	14.71	176.50
Judiciary House	0.00	22.00	50.50	85.50	31.50	24.00	128.50	53.50	14.50	11.50	68.50	762.50	104.38	1,252.50
Oasis Senior Center	666.00	558.50	473.50	305.00	416.50	716.50	519.50	560.50	502.00	394.50	457.00	625.00	516.21	6,194.50
St Mary's Court	8.00	6.75	0.00	4.00	25.50	6.00	69.00	29.00	3.00	13.00	3.00	25.00	16.02	192.25
Ward 2	0.00	31.00	102.00	10.00	57.00	35.50	29.00	9.00	4.00	53.50	31.00	74.00	36.33	436.00
Total All Sites	2,061.00	1,658.25	1,765.00	1,331.50	1,639.00	2,026.50	2,007.00	1,747.50	1,534.75	1,333.50	1,752.00	2,753.00	1,800.75	21,609.00

HDMealWkDay

Arthur Fleming	0.00	0.00	0.00	0.00	0.00	0.00	0.00	0.00	0.00	0.00	0.00	0.00	0.00	0.00
Asbury Dwelling	0.00	0.00	0.00	0.00	0.00	0.00	0.00	0.00	0.00	0.00	0.00	0.00	0.00	0.00
Asian/Pacific Islander Senior Services Center	0.00	50.50	3.00	2.00	1.00	0.00	0.00	0.00	0.00	0.00	0.00	0.00	4.71	56.50
Claridge Towers	329.00	264.00	39.00	136.00	102.00	63.00	0.00	157.00	66.00	0.00	0.00	0.00	96.33	1,156.00
Downtown clusters	0.00	0.00	0.00	0.00	0.00	0.00	0.00	0.00	0.00	0.00	0.00	0.00	0.00	0.00
James Apartment building	246.00	114.00	0.00	51.00	0.00	0.00	47.00	37.00	37.00	0.00	0.00	0.00	44.33	532.00
Judiciary House	521.00	475.00	497.00	501.00	690.00	563.00	0.00	0.00	0.00	0.00	0.00	0.00	270.58	3,247.00
Oasis Senior Center	0.00	0.00	0.00	0.00	0.00	0.00	0.00	0.00	0.00	0.00	0.00	0.00	0.00	0.00
St Mary's Court	88.00	0.00	0.00	0.00	0.00	0.00	0.00	0.00	0.00	0.00	0.00	1.00	7.42	89.00
Ward 2	928.00	1,092.00	1,760.00	1,577.00	1,640.00	2,141.00	2,165.00	2,510.00	2,448.00	2,391.00	2,816.00	2,570.00	2,003.17	24,038.00
Total All Sites	2,112.00	1,995.50	2,299.00	2,267.00	2,433.00	2,767.00	2,212.00	2,704.00	2,551.00	2,391.00	2,816.00	2,571.00	2,426.54	29,118.50

HDMealWkEnd

(No Site)	0.00	0.00	0.00	0.00	0.00	0.00	0.00	0.00	1.00	0.00	0.00	0.00	0.08	1.00
Arthur Fleming	0.00	0.00	0.00	0.00	0.00	0.00	0.00	0.00	0.00	0.00	0.00	0.00	0.00	0.00
Asbury Dwelling	0.00	0.00	0.00	0.00	0.00	0.00	0.00	0.00	0.00	0.00	0.00	0.00	0.00	0.00
Asian/Pacific Islander Senior Services Center	1.00	23.50	31.50	1.00	1.00	56.00	0.00	29.00	0.00	0.00	47.00	0.00	15.83	190.00
Claridge Towers	459.00	287.00	171.00	0.00	0.00	0.00	0.00	0.00	0.00	0.00	0.00	108.00	85.42	1,025.00
Downtown clusters	1.00	0.00	0.00	0.00	0.00	0.00	0.00	0.00	0.00	0.00	0.00	0.00	0.08	1.00
James Apartment building	171.00	180.00	57.00	0.00	0.00	0.00	0.00	0.00	0.00	0.00	0.00	64.00	39.33	472.00
Judiciary House	104.00	136.00	134.00	2.00	0.00	0.00	0.00	0.00	0.00	0.00	0.00	0.00	31.33	376.00
Oasis Senior Center	0.00	0.00	0.00	0.00	0.00	0.00	0.00	0.00	0.00	0.00	0.00	0.00	0.00	0.00
St Mary's Court	126.00	107.00	42.00	0.00	0.00	0.00	0.00	0.00	0.00	0.00	0.00	0.00	22.92	275.00
Ward 2	293.00	486.00	707.00	1,307.00	1,127.00	1,043.00	373.00	1,218.00	1,388.00	1,554.00	1,122.00	843.00	955.08	11,461.00

DC Office on Aging and its Senior Service Network

Service Units By Service

<u>Service</u>	Oct	Nov	Dec	Jan	Feb	Mar	Apr	May	Jun	Jul	Aug	Sep	Monthly	YTD
<u>Site</u>	Units	Units	Units	Units	Units	Units	Units	Units	Units	Units	Units	Units	Avg	Units
Total All Sites	1,155.00	1,219.50	1,142.50	1,310.00	1,128.00	1,099.00	373.00	1,247.00	1,389.00	1,554.00	1,169.00	1,015.00	1,150.08	13,801.00
HealthPro														
(No Site)	0.00	0.00	0.00	0.00	0.00	0.00	0.00	0.00	0.00	143.00	0.00	0.00	11.92	143.00
Arthur Fleming	0.00	0.00	0.00	0.00	0.00	0.00	0.00	0.00	0.00	0.00	0.00	0.00	0.00	
Asbury Dwelling	0.00	0.00	0.00	0.00	0.00	0.00	0.00	0.00	0.00	0.00	0.00	0.00	0.00	
Asian/Pacific Islander Senior Services Center	1,392.50	1,270.00	1,777.50	1,474.50	1,461.00	1,771.00	1,663.50	1,669.00	1,895.50	1,482.00	1,900.00	1,991.00	1,645.63	19,747.50
Claridge Towers	402.50	245.50	50.00	214.50	310.00	221.00	775.00	916.00	901.00	797.00	1,019.00	1,060.00	575.96	6,911.50
Downtown clusters	0.00	0.00	0.00	0.00	0.00	0.00	0.00	0.00	0.00	0.00	0.00	0.00	0.00	
James Apartment building	487.00	374.00	519.00	370.00	419.00	464.00	397.00	388.00	405.00	417.00	515.00	320.00	422.92	5,075.00
Judiciary House	0.00	0.00	0.00	0.00	0.00	0.00	0.00	11.00	0.00	0.00	0.00	1.00	1.00	12.00
Oasis Senior Center	557.00	441.00	673.00	553.00	502.00	801.00	520.00	694.00	905.00	730.00	755.00	667.00	649.83	7,798.00
St Mary's Court	344.00	279.00	295.00	256.00	304.00	340.00	254.00	208.00	394.00	474.00	596.00	427.00	347.58	4,171.00
Ward 2	0.00	0.00	0.00	0.00	52.00	0.00	0.00	1.00	0.00	0.00	0.00	0.00	4.42	53.00
Total All Sites	3,183.00	2,609.50	3,314.50	2,868.00	3,048.00	3,597.00	3,609.50	3,887.00	4,500.50	4,043.00	4,785.00	4,466.00	3,659.25	43,911.00
NutrCouns														
(No Site)	0.00	0.00	0.00	0.00	0.00	0.00	0.00	0.00	0.00	0.50	0.50	0.00	0.08	1.00
Arthur Fleming	0.00	0.00	0.00	0.00	0.00	0.00	0.00	0.00	0.00	0.00	0.00	0.00	0.00	
Asbury Dwelling	0.00	0.00	0.00	0.00	0.00	0.00	0.00	0.00	0.00	0.00	0.00	0.00	0.00	
Asian/Pacific Islander Senior Services Center	2.00	0.00	2.00	0.00	1.00	0.00	1.00	0.00	0.00	0.00	0.00	0.50	0.54	6.50
Claridge Towers	16.50	10.00	2.50	16.00	2.00	13.00	7.00	0.00	0.00	1.00	6.50	0.50	6.25	75.00
Downtown clusters	0.00	0.00	0.00	0.00	0.00	0.00	0.00	0.00	0.00	0.50	0.00	0.00	0.04	0.50
James Apartment building	2.00	1.00	0.00	1.00	0.00	8.00	2.50	0.00	0.00	4.50	3.00	8.00	2.50	30.00
Judiciary House	8.00	1.50	16.50	7.00	7.00	16.00	8.00	0.00	0.00	1.00	0.00	4.00	5.75	69.00
Oasis Senior Center	1.50	1.00	0.00	0.00	0.00	0.00	0.00	0.00	0.00	0.00	0.50	0.00	0.25	3.00
St Mary's Court	1.00	12.50	7.50	0.00	3.00	26.00	0.00	0.00	0.00	0.50	0.00	5.00	4.63	55.50
Ward 2	24.00	0.50	10.50	3.50	9.00	6.00	0.50	0.00	0.00	8.50	11.50	8.50	6.88	82.50
Total All Sites	55.00	26.50	39.00	27.50	22.00	69.00	19.00	0.00	0.00	16.50	22.00	26.50	26.92	323.00
NutrEduc														
(No Site)	0.00	0.00	1.00	0.00	0.00	0.00	0.00	0.00	0.00	0.00	0.00	0.00	0.08	1.00
Arthur Fleming	0.00	0.00	0.00	0.00	0.00	0.00	0.00	0.00	0.00	0.00	0.00	0.00	0.00	
Asbury Dwelling	0.00	0.00	0.00	0.00	0.00	0.00	0.00	0.00	0.00	0.00	0.00	0.00	0.00	
Asian/Pacific Islander Senior Services Center	75.00	76.00	67.00	48.00	0.00	65.00	145.00	17.00	0.00	0.00	136.00	0.00	52.42	629.00

DC Office on Aging and its Senior Service Network

Service Units By Service

<u>Service</u>	Oct	Nov	Dec	Jan	Feb	Mar	Apr	May	Jun	Jul	Aug	Sep	Monthly	YTD
<u>Site</u>	Units	Units	Units	Units	Units	Units	Units	Units	Units	Units	Units	Units	Avg	Units
Claridge Towers	0.00	24.00	13.00	0.00	26.00	0.00	37.00	0.00	0.00	0.00	28.00	0.00	10.67	128.00
Downtown clusters	20.00	21.00	18.00	0.00	21.00	0.00	0.00	0.00	0.00	0.00	0.00	0.00	6.67	80.00
James Apartment building	15.00	0.00	0.00	17.00	12.00	13.00	0.00	10.00	0.00	0.00	32.00	5.50	8.71	104.50
Judiciary House	0.00	0.00	20.00	0.00	0.00	0.00	10.00	0.00	0.00	0.00	0.00	0.00	2.50	30.00
Oasis Senior Center	34.00	28.00	27.00	0.00	0.00	0.00	37.00	8.00	0.00	0.00	35.00	0.00	14.08	169.00
St Mary's Court	0.00	0.00	19.00	0.00	0.00	0.00	14.00	0.00	0.00	0.00	47.00	0.00	6.67	80.00
Ward 2	0.00	0.00	0.00	0.50	0.00	0.00	0.00	0.00	0.00	0.00	0.00	0.00	0.04	0.50
Total All Sites	144.00	149.00	165.00	65.50	59.00	78.00	243.00	35.00	0.00	0.00	278.00	5.50	101.83	1,222.00

RecSoc

(No Site)	28.25	0.00	0.00	0.00	0.00	0.00	0.00	40.00	0.00	4.50	0.50	0.00	6.10	73.25
Arthur Fleming	0.00	0.00	0.00	0.00	0.00	0.00	0.00	0.00	0.00	0.00	0.00	0.00	0.00	
Asbury Dwelling	0.00	0.00	0.00	0.00	0.00	0.00	0.00	0.00	0.00	0.00	0.00	0.00	0.00	
Asian/Pacific Islander Senior Services Center	1,064.50	1,275.00	1,367.50	971.00	1,112.00	1,027.50	933.50	1,231.50	1,144.00	1,062.50	1,148.50	891.00	1,102.38	13,228.50
Claridge Towers	1,058.35	685.00	808.50	696.50	841.00	926.00	730.00	1,246.00	1,453.00	1,409.00	1,624.00	1,499.00	1,081.36	12,976.35
Downtown clusters	0.00	0.00	0.00	0.00	0.00	0.00	0.00	0.00	0.00	0.00	0.00	0.00	0.00	
James Apartment building	606.25	472.00	460.50	411.50	428.00	535.00	434.50	527.00	750.00	638.50	418.00	421.00	508.52	6,102.25
Judiciary House	0.00	2.00	146.00	20.00	14.00	7.00	73.00	48.00	0.00	74.00	0.00	0.00	32.00	384.00
Oasis Senior Center	2,959.70	2,241.40	2,702.00	1,963.00	3,552.50	3,311.55	2,236.00	2,579.08	2,904.52	2,451.90	2,780.50	2,676.20	2,696.53	32,358.35
St Mary's Court	206.50	150.00	262.00	274.50	414.00	392.00	315.00	362.00	473.00	514.00	506.00	369.00	353.17	4,238.00
Ward 2	0.00	25.00	2.00	0.00	4.00	0.00	23.00	0.00	60.00	4.00	0.00	0.00	9.83	118.00
Total All Sites	5,923.55	4,850.40	5,748.50	4,336.50	6,365.50	6,199.05	4,745.00	6,033.58	6,784.52	6,158.40	6,477.50	5,856.20	5,789.89	69,478.70

TransSites

Arthur Fleming	0.00	0.00	0.00	0.00	0.00	0.00	0.00	0.00	0.00	0.00	0.00	0.00	0.00	
Asbury Dwelling	0.00	0.00	0.00	0.00	0.00	0.00	0.00	0.00	0.00	0.00	0.00	0.00	0.00	
Asian/Pacific Islander Senior Services Center	0.00	0.00	0.00	0.00	0.00	0.00	0.00	0.00	0.00	0.00	0.00	0.00	0.00	
Claridge Towers	0.00	0.00	0.00	0.00	0.00	0.00	0.00	0.00	0.00	0.00	0.00	0.00	0.00	
Downtown clusters	0.00	0.00	0.00	0.00	0.00	0.00	0.00	0.00	0.00	0.00	0.00	0.00	0.00	
James Apartment building	0.00	0.00	0.00	0.00	0.00	0.00	0.00	0.00	0.00	0.00	0.00	0.00	0.00	
Judiciary House	0.00	0.00	0.00	0.00	0.00	0.00	0.00	0.00	0.00	0.00	0.00	0.00	0.00	
Oasis Senior Center	0.00	0.00	0.00	0.00	0.00	0.00	0.00	0.00	0.00	0.00	0.00	0.00	0.00	
St Mary's Court	0.00	0.00	0.00	0.00	0.00	0.00	0.00	0.00	0.00	0.00	0.00	0.00	0.00	
Ward 2	0.00	0.00	0.00	0.00	0.00	0.00	0.00	0.00	0.00	0.00	0.00	0.00	0.00	
Total All Sites	0.00	0.00	0.00	0.00	0.00	0.00	0.00	0.00	0.00	0.00	0.00	0.00	0.00	

DC Office on Aging and its Senior Service Network

Service Units By Service

<u>Service</u>	Oct	Nov	Dec	Jan	Feb	Mar	Apr	May	Jun	Jul	Aug	Sep	Monthly	YTD
Site	Units	Units	Units	Units	Units	Units	Units	Units	Units	Units	Units	Units	Avg	Units

DC Office on Aging and its Senior Service Network

Service Units By Service

From: 10/1/2015

To: 9/30/2016

Fiscal Year: 2016

IONA Senior Services Ward 3

<u>Service</u>	<u>Oct</u>	<u>Nov</u>	<u>Dec</u>	<u>Jan</u>	<u>Feb</u>	<u>Mar</u>	<u>Apr</u>	<u>May</u>	<u>Jun</u>	<u>Jul</u>	<u>Aug</u>	<u>Sep</u>	<u>Monthly</u>	<u>YTD</u>
<u>Site</u>	<u>Units</u>	<u>Units</u>	<u>Units</u>	<u>Units</u>	<u>Units</u>	<u>Units</u>	<u>Units</u>	<u>Units</u>	<u>Units</u>	<u>Units</u>	<u>Units</u>	<u>Units</u>	<u>Avg</u>	<u>Units</u>
<u>Bodywise</u>														
Adas Israel	0.00	0.00	0.00	0.00	0.00	0.00	0.00	0.00	0.00	0.00	0.00	0.00	0.00	
IONA	0.00	0.00	0.00	0.00	0.00	0.00	0.00	0.00	0.00	0.00	0.00	0.00	0.00	
Isabella Breckinridge Day Care	0.00	0.00	0.00	0.00	0.00	0.00	0.00	0.00	0.00	0.00	0.00	0.00	0.00	
St Alban's Episcopal Church	0.00	0.00	0.00	0.00	0.00	0.00	0.00	0.00	0.00	0.00	0.00	0.00	0.00	
St Mary's Court	0.00	0.00	0.00	0.00	0.00	0.00	0.00	0.00	0.00	0.00	0.00	0.00	0.00	
Total All Sites	0.00	0.00	0.00	0.00	0.00	0.00	0.00	0.00	0.00	0.00	0.00	0.00	0.00	
<u>CaseMgmt</u>														
Adas Israel	0.00	0.00	0.00	0.00	0.00	0.00	0.00	0.00	0.00	0.00	0.00	0.00	0.00	
IONA	332.50	394.50	434.00	441.00	518.50	543.50	439.00	471.00	442.00	440.00	429.50	340.50	435.50	5,226.00
Isabella Breckinridge Day Care	0.00	0.00	0.00	0.00	0.00	0.00	0.00	0.00	0.00	0.00	0.00	0.00	0.00	
St Alban's Episcopal Church	0.00	0.00	0.00	0.00	0.00	0.00	0.00	0.00	0.00	0.00	0.00	0.00	0.00	
St Mary's Court	0.00	0.00	0.00	0.00	0.00	0.00	0.00	0.00	0.00	0.00	0.00	0.00	0.00	
Total All Sites	332.50	394.50	434.00	441.00	518.50	543.50	439.00	471.00	442.00	440.00	429.50	340.50	435.50	5,226.00
<u>CGVCaseMgmt</u>														
Adas Israel	0.00	0.00	0.00	0.00	0.00	0.00	0.00	0.00	0.00	0.00	0.00	0.00	0.00	
IONA	0.00	0.00	0.00	0.00	0.00	0.00	0.00	0.00	0.00	0.00	0.00	0.00	0.00	
Isabella Breckinridge Day Care	0.00	0.00	0.00	0.00	0.00	0.00	0.00	0.00	0.00	0.00	0.00	0.00	0.00	
St Alban's Episcopal Church	0.00	0.00	0.00	0.00	0.00	0.00	0.00	0.00	0.00	0.00	0.00	0.00	0.00	
St Mary's Court	0.00	0.00	0.00	0.00	0.00	0.00	0.00	0.00	0.00	0.00	0.00	0.00	0.00	
Total All Sites	0.00	0.00	0.00	0.00	0.00	0.00	0.00	0.00	0.00	0.00	0.00	0.00	0.00	
<u>CGVCompAssmt</u>														
Adas Israel	0.00	0.00	0.00	0.00	0.00	0.00	0.00	0.00	0.00	0.00	0.00	0.00	0.00	
IONA	0.00	0.00	0.00	0.00	0.00	0.00	0.00	0.00	0.00	0.00	0.00	0.00	0.00	
Isabella Breckinridge Day Care	0.00	0.00	0.00	0.00	0.00	0.00	0.00	0.00	0.00	0.00	0.00	0.00	0.00	
St Alban's Episcopal Church	0.00	0.00	0.00	0.00	0.00	0.00	0.00	0.00	0.00	0.00	0.00	0.00	0.00	
St Mary's Court	0.00	0.00	0.00	0.00	0.00	0.00	0.00	0.00	0.00	0.00	0.00	0.00	0.00	
Total All Sites	0.00	0.00	0.00	0.00	0.00	0.00	0.00	0.00	0.00	0.00	0.00	0.00	0.00	
<u>CGVEducation</u>														
Adas Israel	0.00	0.00	0.00	0.00	0.00	0.00	0.00	0.00	0.00	0.00	0.00	0.00	0.00	
IONA	0.00	0.00	0.00	0.00	0.00	0.00	0.00	0.00	0.00	0.00	0.00	0.00	0.00	

DC Office on Aging and its Senior Service Network

Service Units By Service

<u>Service</u>	Oct	Nov	Dec	Jan	Feb	Mar	Apr	May	Jun	Jul	Aug	Sep	Monthly	YTD
<u>Site</u>	Units	Units	Units	Units	Units	Units	Units	Units	Units	Units	Units	Units	Avg	Units
Isabella Breckinridge Day Care	0.00	0.00	0.00	0.00	0.00	0.00	0.00	0.00	0.00	0.00	0.00	0.00	0.00	
St Alban's Episcopal Church	0.00	0.00	0.00	0.00	0.00	0.00	0.00	0.00	0.00	0.00	0.00	0.00	0.00	
St Mary's Court	0.00	0.00	0.00	0.00	0.00	0.00	0.00	0.00	0.00	0.00	0.00	0.00	0.00	
Total All Sites	0.00	0.00	0.00	0.00	0.00	0.00	0.00	0.00	0.00	0.00	0.00	0.00	0.00	
<u>CGVRespite</u>														
Adas Israel	0.00	0.00	0.00	0.00	0.00	0.00	0.00	0.00	0.00	0.00	0.00	0.00	0.00	
IONA	0.00	0.00	0.00	0.00	0.00	0.00	0.00	0.00	0.00	0.00	0.00	0.00	0.00	
Isabella Breckinridge Day Care	0.00	0.00	0.00	0.00	0.00	0.00	0.00	0.00	0.00	0.00	0.00	0.00	0.00	
St Alban's Episcopal Church	0.00	0.00	0.00	0.00	0.00	0.00	0.00	0.00	0.00	0.00	0.00	0.00	0.00	
St Mary's Court	0.00	0.00	0.00	0.00	0.00	0.00	0.00	0.00	0.00	0.00	0.00	0.00	0.00	
Total All Sites	0.00	0.00	0.00	0.00	0.00	0.00	0.00	0.00	0.00	0.00	0.00	0.00	0.00	
<u>CompAssmt</u>														
Adas Israel	0.00	0.00	0.00	0.00	0.00	0.00	0.00	0.00	0.00	0.00	0.00	0.00	0.00	
IONA	28.00	22.00	5.50	11.00	9.00	17.00	29.50	20.00	8.00	18.00	26.50	58.00	21.04	252.50
Isabella Breckinridge Day Care	0.00	0.00	0.00	0.00	0.00	0.00	0.00	0.00	0.00	0.00	0.00	0.00	0.00	
St Alban's Episcopal Church	0.00	0.00	0.00	0.00	0.00	0.00	0.00	0.00	0.00	0.00	0.00	0.00	0.00	
St Mary's Court	0.00	0.00	0.00	0.00	0.00	0.00	0.00	0.00	0.00	0.00	0.00	0.00	0.00	
Total All Sites	28.00	22.00	5.50	11.00	9.00	17.00	29.50	20.00	8.00	18.00	26.50	58.00	21.04	252.50
<u>Cong Meal Disabled Under</u>														
Adas Israel	0.00	0.00	0.00	0.00	0.00	0.00	0.00	0.00	0.00	0.00	0.00	0.00	0.00	
IONA	0.00	0.00	0.00	0.00	0.00	0.00	0.00	0.00	0.00	0.00	0.00	0.00	0.00	
Isabella Breckinridge Day Care	0.00	0.00	0.00	0.00	0.00	0.00	0.00	0.00	0.00	0.00	0.00	0.00	0.00	
St Alban's Episcopal Church	0.00	0.00	0.00	0.00	0.00	0.00	0.00	0.00	0.00	0.00	0.00	0.00	0.00	
St Mary's Court	0.00	0.00	0.00	0.00	0.00	0.00	0.00	0.00	0.00	0.00	0.00	0.00	0.00	
Total All Sites	0.00	0.00	0.00	0.00	0.00	0.00	0.00	0.00	0.00	0.00	0.00	0.00	0.00	
<u>Cong Meal Second Servin</u>														
Adas Israel	0.00	0.00	0.00	0.00	0.00	0.00	0.00	0.00	0.00	0.00	0.00	0.00	0.00	
IONA	0.00	0.00	0.00	0.00	0.00	0.00	0.00	0.00	0.00	0.00	0.00	0.00	0.00	
Isabella Breckinridge Day Care	15.00	10.00	13.00	5.00	10.00	17.00	7.00	17.00	11.00	9.00	11.00	0.00	10.42	125.00
St Alban's Episcopal Church	42.00	11.00	24.00	29.00	46.00	38.00	42.00	23.00	24.00	15.00	12.00	12.00	26.50	318.00
St Mary's Court	0.00	0.00	0.00	0.00	0.00	0.00	0.00	0.00	0.00	0.00	0.00	0.00	0.00	
Total All Sites	57.00	21.00	37.00	34.00	56.00	55.00	49.00	40.00	35.00	24.00	23.00	12.00	36.92	443.00

DC Office on Aging and its Senior Service Network

Service Units By Service

<u>Service</u>	<u>Oct</u>	<u>Nov</u>	<u>Dec</u>	<u>Jan</u>	<u>Feb</u>	<u>Mar</u>	<u>Apr</u>	<u>May</u>	<u>Jun</u>	<u>Jul</u>	<u>Aug</u>	<u>Sep</u>	<u>Monthly</u>	<u>YTD</u>
<u>Site</u>	<u>Units</u>	<u>Units</u>	<u>Units</u>	<u>Units</u>	<u>Units</u>	<u>Units</u>	<u>Units</u>	<u>Units</u>	<u>Units</u>	<u>Units</u>	<u>Units</u>	<u>Units</u>	<u>Avg</u>	<u>Units</u>
<u>Cong Meal Spouse Under 60</u>														
Adas Israel	0.00	0.00	0.00	0.00	0.00	0.00	0.00	0.00	0.00	0.00	0.00	0.00	0.00	0.00
IONA	0.00	0.00	0.00	0.00	0.00	0.00	0.00	0.00	0.00	0.00	0.00	0.00	0.00	0.00
Isabella Breckinridge Day Care	0.00	0.00	0.00	0.00	0.00	0.00	0.00	0.00	0.00	0.00	0.00	0.00	0.00	0.00
St Alban's Episcopal Church	0.00	0.00	0.00	0.00	0.00	0.00	0.00	0.00	0.00	0.00	0.00	0.00	0.00	0.00
St Mary's Court	0.00	0.00	0.00	0.00	0.00	0.00	0.00	0.00	0.00	0.00	0.00	0.00	0.00	0.00
Total All Sites	0.00	0.00	0.00	0.00	0.00	0.00	0.00	0.00	0.00	0.00	0.00	0.00	0.00	0.00
<u>Cong Meal Trash</u>														
Adas Israel	0.00	0.00	0.00	0.00	0.00	0.00	0.00	0.00	0.00	0.00	0.00	0.00	0.00	0.00
IONA	0.00	0.00	0.00	0.00	0.00	0.00	0.00	0.00	0.00	0.00	0.00	0.00	0.00	0.00
Isabella Breckinridge Day Care	17.00	22.00	8.00	6.00	17.00	15.00	4.00	20.00	15.00	11.00	18.00	22.00	14.58	175.00
St Alban's Episcopal Church	0.00	0.00	3.00	0.00	0.00	0.00	0.00	0.00	0.00	0.00	0.00	0.00	0.25	3.00
St Mary's Court	0.00	0.00	0.00	0.00	0.00	0.00	0.00	0.00	0.00	0.00	0.00	0.00	0.00	0.00
Total All Sites	17.00	22.00	11.00	6.00	17.00	15.00	4.00	20.00	15.00	11.00	18.00	22.00	14.83	178.00
<u>Cong Meal Volunteer Under</u>														
Adas Israel	0.00	0.00	0.00	0.00	0.00	0.00	0.00	0.00	0.00	0.00	0.00	0.00	0.00	0.00
IONA	0.00	0.00	0.00	0.00	0.00	0.00	0.00	0.00	0.00	0.00	0.00	0.00	0.00	0.00
Isabella Breckinridge Day Care	0.00	0.00	0.00	0.00	0.00	0.00	0.00	0.00	0.00	0.00	0.00	0.00	0.00	0.00
St Alban's Episcopal Church	0.00	0.00	0.00	0.00	0.00	0.00	0.00	0.00	0.00	0.00	0.00	0.00	0.00	0.00
St Mary's Court	0.00	0.00	0.00	0.00	0.00	0.00	0.00	0.00	0.00	0.00	0.00	0.00	0.00	0.00
Total All Sites	0.00	0.00	0.00	0.00	0.00	0.00	0.00	0.00	0.00	0.00	0.00	0.00	0.00	0.00
<u>CongrMeal</u>														
(No Site)	0.00	0.00	0.00	0.00	0.00	0.00	0.00	0.00	0.00	0.00	0.00	0.00	0.00	0.00
Adas Israel	0.00	0.00	0.00	0.00	0.00	0.00	0.00	0.00	0.00	0.00	0.00	0.00	0.00	0.00
IONA	0.00	0.00	0.00	0.00	0.00	0.00	0.00	0.00	0.00	0.00	0.00	0.00	0.00	0.00
Isabella Breckinridge Day Care	319.00	195.00	214.00	160.00	203.00	226.00	209.00	175.00	158.00	160.00	180.00	161.00	196.67	2,360.00
St Alban's Episcopal Church	523.00	423.00	462.00	316.00	491.00	590.00	511.00	454.00	487.00	448.00	481.00	499.00	473.75	5,685.00
St Mary's Court	0.00	0.00	0.00	0.00	0.00	0.00	0.00	0.00	0.00	0.00	0.00	0.00	0.00	0.00
Total All Sites	842.00	618.00	676.00	476.00	694.00	816.00	720.00	629.00	645.00	608.00	661.00	660.00	670.42	8,045.00
<u>Counseling</u>														
Adas Israel	0.00	0.00	0.00	0.00	0.00	0.00	0.00	0.00	0.00	0.00	0.00	0.00	0.00	0.00
IONA	314.50	297.00	282.52	219.00	285.50	340.50	304.00	281.50	327.50	277.00	326.50	270.50	293.84	3,526.02
Isabella Breckinridge Day Care	0.00	0.00	0.00	0.00	0.00	0.00	0.00	0.00	0.00	0.00	0.00	0.00	0.00	0.00

DC Office on Aging and its Senior Service Network

Service Units By Service

<u>Service</u>	Oct	Nov	Dec	Jan	Feb	Mar	Apr	May	Jun	Jul	Aug	Sep	Monthly	YTD
<u>Site</u>	Units	Units	Units	Units	Units	Units	Units	Units	Units	Units	Units	Units	Avg	Units
St Alban's Episcopal Church	1.50	3.00	0.50	0.00	2.00	2.50	0.50	3.00	3.00	0.00	0.00	2.50	1.54	18.50
St Mary's Court	0.00	0.00	0.00	0.00	0.00	0.00	0.00	0.00	0.00	0.00	0.00	0.00	0.00	
Total All Sites	316.00	300.00	283.02	219.00	287.50	343.00	304.50	284.50	330.50	277.00	326.50	273.00	295.38	3,544.52
DayCare														
Adas Israel	0.00	0.00	0.00	0.00	0.00	0.00	0.00	0.00	0.00	0.00	0.00	0.00	0.00	
IONA	0.00	0.00	0.00	0.00	0.00	0.00	0.00	0.00	0.00	0.00	0.00	0.00	0.00	
Isabella Breckinridge Day Care	1,130.25	857.25	946.00	700.00	816.50	929.25	791.50	651.00	635.75	647.00	633.00	517.25	771.23	9,254.75
St Alban's Episcopal Church	0.00	0.00	0.00	0.00	0.00	0.00	0.00	0.00	0.00	0.00	0.00	0.00	0.00	
St Mary's Court	0.00	0.00	0.00	0.00	0.00	0.00	0.00	0.00	0.00	0.00	0.00	0.00	0.00	
Total All Sites	1,130.25	857.25	946.00	700.00	816.50	929.25	791.50	651.00	635.75	647.00	633.00	517.25	771.23	9,254.75
DayCareExt														
Adas Israel	0.00	0.00	0.00	0.00	0.00	0.00	0.00	0.00	0.00	0.00	0.00	0.00	0.00	
IONA	0.00	0.00	0.00	0.00	0.00	0.00	0.00	0.00	0.00	0.00	0.00	0.00	0.00	
Isabella Breckinridge Day Care	0.00	0.00	0.00	0.00	0.00	0.00	0.00	0.00	0.00	0.00	0.00	0.00	0.00	
St Alban's Episcopal Church	0.00	0.00	0.00	0.00	0.00	0.00	0.00	0.00	0.00	0.00	0.00	0.00	0.00	
St Mary's Court	0.00	0.00	0.00	0.00	0.00	0.00	0.00	0.00	0.00	0.00	0.00	0.00	0.00	
Total All Sites	0.00	0.00	0.00	0.00	0.00	0.00	0.00	0.00	0.00	0.00	0.00	0.00	0.00	
DayCareIntergen														
Adas Israel	0.00	0.00	0.00	0.00	0.00	0.00	0.00	0.00	0.00	0.00	0.00	0.00	0.00	
IONA	0.00	0.00	0.00	0.00	0.00	0.00	0.00	0.00	0.00	0.00	0.00	0.00	0.00	
Isabella Breckinridge Day Care	0.00	0.00	0.00	0.00	0.00	0.00	0.00	0.00	0.00	0.00	0.00	0.00	0.00	
St Alban's Episcopal Church	0.00	0.00	0.00	0.00	0.00	0.00	0.00	0.00	0.00	0.00	0.00	0.00	0.00	
St Mary's Court	0.00	0.00	0.00	0.00	0.00	0.00	0.00	0.00	0.00	0.00	0.00	0.00	0.00	
Total All Sites	0.00	0.00	0.00	0.00	0.00	0.00	0.00	0.00	0.00	0.00	0.00	0.00	0.00	
DayCareTher														
Adas Israel	0.00	0.00	0.00	0.00	0.00	0.00	0.00	0.00	0.00	0.00	0.00	0.00	0.00	
IONA	0.00	0.00	0.00	0.00	0.00	0.00	0.00	0.00	0.00	0.00	0.00	0.00	0.00	
Isabella Breckinridge Day Care	0.00	0.00	0.00	0.00	0.00	0.00	0.00	0.00	0.00	0.00	0.00	0.00	0.00	
St Alban's Episcopal Church	0.00	0.00	0.00	0.00	0.00	0.00	0.00	0.00	0.00	0.00	0.00	0.00	0.00	
St Mary's Court	0.00	0.00	0.00	0.00	0.00	0.00	0.00	0.00	0.00	0.00	0.00	0.00	0.00	
Total All Sites	0.00	0.00	0.00	0.00	0.00	0.00	0.00	0.00	0.00	0.00	0.00	0.00	0.00	

DC Office on Aging and its Senior Service Network

Service Units By Service

<u>Service</u>	Oct	Nov	Dec	Jan	Feb	Mar	Apr	May	Jun	Jul	Aug	Sep	Monthly	YTD
<u>Site</u>	Units	Units	Units	Units	Units	Units	Units	Units	Units	Units	Units	Units	Avg	Units
<u>DayCareWknd</u>														
Adas Israel	0.00	0.00	0.00	0.00	0.00	0.00	0.00	0.00	0.00	0.00	0.00	0.00	0.00	0.00
IONA	0.00	0.00	0.00	0.00	0.00	0.00	0.00	0.00	0.00	0.00	0.00	0.00	0.00	0.00
Isabella Breckinridge Day Care	0.00	0.00	0.00	0.00	0.00	0.00	0.00	0.00	0.00	0.00	0.00	0.00	0.00	0.00
St Alban's Episcopal Church	0.00	0.00	0.00	0.00	0.00	0.00	0.00	0.00	0.00	0.00	0.00	0.00	0.00	0.00
St Mary's Court	0.00	0.00	0.00	0.00	0.00	0.00	0.00	0.00	0.00	0.00	0.00	0.00	0.00	0.00
Total All Sites	0.00	0.00	0.00	0.00	0.00	0.00	0.00	0.00	0.00	0.00	0.00	0.00	0.00	0.00
<u>ExtDayCare</u>														
Adas Israel	0.00	0.00	0.00	0.00	0.00	0.00	0.00	0.00	0.00	0.00	0.00	0.00	0.00	0.00
IONA	0.00	0.00	0.00	0.00	0.00	0.00	0.00	0.00	0.00	0.00	0.00	0.00	0.00	0.00
Isabella Breckinridge Day Care	0.00	0.00	0.00	0.00	0.00	0.00	0.00	0.00	0.00	0.00	0.00	0.00	0.00	0.00
St Alban's Episcopal Church	0.00	0.00	0.00	0.00	0.00	0.00	0.00	0.00	0.00	0.00	0.00	0.00	0.00	0.00
St Mary's Court	0.00	0.00	0.00	0.00	0.00	0.00	0.00	0.00	0.00	0.00	0.00	0.00	0.00	0.00
Total All Sites	0.00	0.00	0.00	0.00	0.00	0.00	0.00	0.00	0.00	0.00	0.00	0.00	0.00	0.00
<u>HDMealWkDay</u>														
Adas Israel	0.00	0.00	0.00	0.00	0.00	0.00	0.00	0.00	0.00	0.00	0.00	0.00	0.00	0.00
IONA	2,866.00	2,497.00	3,138.00	2,504.00	2,480.00	2,425.00	2,776.00	2,490.00	2,494.00	2,974.00	2,574.00	3,465.00	2,723.58	32,683.00
Isabella Breckinridge Day Care	0.00	0.00	0.00	0.00	0.00	0.00	0.00	0.00	0.00	0.00	0.00	0.00	0.00	0.00
St Alban's Episcopal Church	0.00	0.00	0.00	0.00	0.00	0.00	0.00	0.00	0.00	0.00	0.00	0.00	0.00	0.00
St Mary's Court	0.00	0.00	0.00	0.00	0.00	0.00	0.00	0.00	0.00	0.00	0.00	0.00	0.00	0.00
Total All Sites	2,866.00	2,497.00	3,138.00	2,504.00	2,480.00	2,425.00	2,776.00	2,490.00	2,494.00	2,974.00	2,574.00	3,465.00	2,723.58	32,683.00
<u>HDMealWkEnd</u>														
Adas Israel	0.00	0.00	0.00	0.00	0.00	0.00	0.00	0.00	0.00	0.00	0.00	0.00	0.00	0.00
IONA	1,274.00	1,014.00	1,050.00	1,014.00	966.00	972.00	1,206.00	960.00	942.00	1,198.00	938.00	965.00	1,041.58	12,499.00
Isabella Breckinridge Day Care	0.00	0.00	0.00	0.00	0.00	0.00	0.00	0.00	0.00	0.00	0.00	0.00	0.00	0.00
St Alban's Episcopal Church	0.00	0.00	0.00	0.00	0.00	0.00	0.00	0.00	0.00	0.00	0.00	0.00	0.00	0.00
St Mary's Court	0.00	0.00	0.00	0.00	0.00	0.00	0.00	0.00	0.00	0.00	0.00	0.00	0.00	0.00
Total All Sites	1,274.00	1,014.00	1,050.00	1,014.00	966.00	972.00	1,206.00	960.00	942.00	1,198.00	938.00	965.00	1,041.58	12,499.00
<u>HealthPro</u>														
Adas Israel	0.00	0.00	0.00	0.00	0.00	0.00	0.00	0.00	0.00	0.00	0.00	0.00	0.00	0.00
IONA	0.00	0.00	0.00	0.00	0.00	0.00	0.00	0.00	0.00	0.00	0.00	0.00	0.00	0.00
Isabella Breckinridge Day Care	0.00	0.00	0.00	0.00	0.00	0.00	0.00	0.00	0.00	0.00	0.00	0.00	0.00	0.00
St Alban's Episcopal Church	335.00	285.00	313.00	55.00	294.00	361.00	311.00	309.00	317.00	268.00	297.00	359.00	292.00	3,504.00

DC Office on Aging and its Senior Service Network

Service Units By Service

<u>Service</u>	Oct	Nov	Dec	Jan	Feb	Mar	Apr	May	Jun	Jul	Aug	Sep	Monthly	YTD
<u>Site</u>	Units	Units	Units	Units	Units	Units	Units	Units	Units	Units	Units	Units	Avg	Units
St Mary's Court	0.00	0.00	0.00	0.00	0.00	0.00	0.00	0.00	0.00	0.00	0.00	0.00	0.00	
Total All Sites	335.00	285.00	313.00	55.00	294.00	361.00	311.00	309.00	317.00	268.00	297.00	359.00	292.00	3,504.00
Home Delivered Meals														
Adas Israel	0.00	0.00	0.00	0.00	0.00	0.00	0.00	0.00	0.00	0.00	0.00	0.00	0.00	
IONA	0.00	0.00	0.00	0.00	0.00	0.00	0.00	0.00	0.00	0.00	0.00	0.00	0.00	
Isabella Breckinridge Day Care	0.00	0.00	0.00	0.00	0.00	0.00	0.00	0.00	0.00	0.00	0.00	0.00	0.00	
St Alban's Episcopal Church	0.00	0.00	0.00	0.00	0.00	0.00	0.00	0.00	0.00	0.00	0.00	0.00	0.00	
St Mary's Court	0.00	0.00	0.00	0.00	0.00	0.00	0.00	0.00	0.00	0.00	0.00	0.00	0.00	
Total All Sites	0.00	0.00	0.00	0.00	0.00	0.00	0.00	0.00	0.00	0.00	0.00	0.00	0.00	
InterGen														
Adas Israel	0.00	0.00	0.00	0.00	0.00	0.00	0.00	0.00	0.00	0.00	0.00	0.00	0.00	
IONA	0.00	0.00	0.00	0.00	0.00	0.00	0.00	0.00	0.00	0.00	0.00	0.00	0.00	
Isabella Breckinridge Day Care	0.00	0.00	0.00	0.00	0.00	0.00	0.00	0.00	0.00	0.00	0.00	0.00	0.00	
St Alban's Episcopal Church	0.00	0.00	0.00	0.00	0.00	0.00	0.00	0.00	0.00	0.00	0.00	0.00	0.00	
St Mary's Court	0.00	0.00	0.00	0.00	0.00	0.00	0.00	0.00	0.00	0.00	0.00	0.00	0.00	
Total All Sites	0.00	0.00	0.00	0.00	0.00	0.00	0.00	0.00	0.00	0.00	0.00	0.00	0.00	
Literacy														
Adas Israel	0.00	0.00	0.00	0.00	0.00	0.00	0.00	0.00	0.00	0.00	0.00	0.00	0.00	
IONA	0.00	0.00	0.00	0.00	0.00	0.00	0.00	0.00	0.00	0.00	0.00	0.00	0.00	
Isabella Breckinridge Day Care	0.00	0.00	0.00	0.00	0.00	0.00	0.00	0.00	0.00	0.00	0.00	0.00	0.00	
St Alban's Episcopal Church	0.00	0.00	0.00	0.00	0.00	0.00	0.00	0.00	0.00	0.00	0.00	0.00	0.00	
St Mary's Court	0.00	0.00	0.00	0.00	0.00	0.00	0.00	0.00	0.00	0.00	0.00	0.00	0.00	
Total All Sites	0.00	0.00	0.00	0.00	0.00	0.00	0.00	0.00	0.00	0.00	0.00	0.00	0.00	
NutrCouns														
Adas Israel	0.00	0.00	0.00	0.00	0.00	0.00	0.00	0.00	0.00	0.00	0.00	0.00	0.00	
IONA	24.00	17.50	34.50	33.00	30.50	43.25	37.25	20.50	24.00	11.50	29.00	39.75	28.73	344.75
Isabella Breckinridge Day Care	0.00	0.00	0.00	0.00	0.00	0.00	0.00	0.00	0.00	0.00	0.00	0.00	0.00	
St Alban's Episcopal Church	0.00	0.00	0.00	0.00	0.00	0.00	0.00	0.00	0.00	0.00	0.00	0.00	0.00	
St Mary's Court	0.00	0.00	0.00	0.00	0.00	0.00	0.00	0.00	0.00	0.00	0.00	0.00	0.00	
Total All Sites	24.00	17.50	34.50	33.00	30.50	43.25	37.25	20.50	24.00	11.50	29.00	39.75	28.73	344.75
NutrEduc														
Adas Israel	0.00	0.00	0.00	0.00	0.00	0.00	0.00	0.00	0.00	0.00	0.00	0.00	0.00	

DC Office on Aging and its Senior Service Network

Service Units By Service

<u>Service</u>	Oct	Nov	Dec	Jan	Feb	Mar	Apr	May	Jun	Jul	Aug	Sep	Monthly	YTD
<u>Site</u>	Units	Units	Units	Units	Units	Units	Units	Units	Units	Units	Units	Units	Avg	Units
IONA	0.00	0.00	0.00	0.00	0.00	0.00	0.00	0.00	0.00	0.00	0.00	0.00	0.00	
Isabella Breckinridge Day Care	0.00	0.00	0.00	0.00	0.00	0.00	0.00	0.00	0.00	0.00	0.00	0.00	0.00	
St Alban's Episcopal Church	63.00	127.00	94.00	0.00	18.00	10.00	34.00	61.00	44.00	0.00	102.00	21.00	47.83	574.00
St Mary's Court	0.00	0.00	0.00	0.00	0.00	0.00	0.00	0.00	0.00	0.00	0.00	0.00	0.00	
Total All Sites	63.00	127.00	94.00	0.00	18.00	10.00	34.00	61.00	44.00	0.00	102.00	21.00	47.83	574.00
<u>Outreach (Event)</u>														
Adas Israel	0.00	0.00	0.00	0.00	0.00	0.00	0.00	0.00	0.00	0.00	0.00	0.00	0.00	
IONA	0.00	0.00	0.00	0.00	0.00	0.00	0.00	0.00	0.00	0.00	0.00	0.00	0.00	
Isabella Breckinridge Day Care	0.00	0.00	0.00	0.00	0.00	0.00	0.00	0.00	0.00	0.00	0.00	0.00	0.00	
St Alban's Episcopal Church	0.00	0.00	0.00	0.00	0.00	0.00	0.00	0.00	0.00	0.00	0.00	0.00	0.00	
St Mary's Court	0.00	0.00	0.00	0.00	0.00	0.00	0.00	0.00	0.00	0.00	0.00	0.00	0.00	
Total All Sites	0.00	0.00	0.00	0.00	0.00	0.00	0.00	0.00	0.00	0.00	0.00	0.00	0.00	
<u>Outreach (Handouts)</u>														
Adas Israel	0.00	0.00	0.00	0.00	0.00	0.00	0.00	0.00	0.00	0.00	0.00	0.00	0.00	
IONA	0.00	0.00	0.00	0.00	0.00	0.00	0.00	0.00	0.00	0.00	0.00	0.00	0.00	
Isabella Breckinridge Day Care	0.00	0.00	0.00	0.00	0.00	0.00	0.00	0.00	0.00	0.00	0.00	0.00	0.00	
St Alban's Episcopal Church	0.00	0.00	0.00	0.00	0.00	0.00	0.00	0.00	0.00	0.00	0.00	0.00	0.00	
St Mary's Court	0.00	0.00	0.00	0.00	0.00	0.00	0.00	0.00	0.00	0.00	0.00	0.00	0.00	
Total All Sites	0.00	0.00	0.00	0.00	0.00	0.00	0.00	0.00	0.00	0.00	0.00	0.00	0.00	
<u>Outreach (People)</u>														
Adas Israel	0.00	0.00	0.00	0.00	0.00	0.00	0.00	0.00	0.00	0.00	0.00	0.00	0.00	
IONA	0.00	0.00	0.00	0.00	0.00	0.00	0.00	0.00	0.00	0.00	0.00	0.00	0.00	
Isabella Breckinridge Day Care	0.00	0.00	0.00	0.00	0.00	0.00	0.00	0.00	0.00	0.00	0.00	0.00	0.00	
St Alban's Episcopal Church	0.00	0.00	0.00	0.00	0.00	0.00	0.00	0.00	0.00	0.00	0.00	0.00	0.00	
St Mary's Court	0.00	0.00	0.00	0.00	0.00	0.00	0.00	0.00	0.00	0.00	0.00	0.00	0.00	
Total All Sites	0.00	0.00	0.00	0.00	0.00	0.00	0.00	0.00	0.00	0.00	0.00	0.00	0.00	
<u>RecSoc</u>														
Adas Israel	0.00	0.00	0.00	0.00	0.00	0.00	0.00	0.00	0.00	0.00	0.00	0.00	0.00	
IONA	0.00	0.00	0.00	0.00	0.00	0.00	0.00	0.00	0.00	0.00	0.00	0.00	0.00	
Isabella Breckinridge Day Care	0.00	0.00	0.00	0.00	0.00	0.00	0.00	0.00	0.00	0.00	0.00	0.00	0.00	
St Alban's Episcopal Church	571.00	337.00	464.00	363.00	490.00	635.00	484.00	456.00	412.00	455.00	538.00	530.00	477.92	5,735.00
St Mary's Court	0.00	0.00	0.00	0.00	0.00	0.00	0.00	0.00	0.00	0.00	0.00	0.00	0.00	
Total All Sites	571.00	337.00	464.00	363.00	490.00	635.00	484.00	456.00	412.00	455.00	538.00	530.00	477.92	5,735.00

DC Office on Aging and its Senior Service Network

Service Units By Service

<u>Service</u>	Oct	Nov	Dec	Jan	Feb	Mar	Apr	May	Jun	Jul	Aug	Sep	Monthly	YTD
<u>Site</u>	Units	Units	Units	Units	Units	Units	Units	Units	Units	Units	Units	Units	Avg	Units
<u>TransHDMMeal</u>														
Adas Israel	0.00	0.00	0.00	0.00	0.00	0.00	0.00	0.00	0.00	0.00	0.00	0.00	0.00	
IONA	501.00	391.00	386.00	406.00	387.00	384.00	483.00	386.00	375.00	485.00	379.00	377.00	411.67	4,940.00
Isabella Breckinridge Day Care	0.00	0.00	0.00	0.00	0.00	0.00	0.00	0.00	0.00	0.00	0.00	0.00	0.00	
St Alban's Episcopal Church	0.00	0.00	0.00	0.00	0.00	0.00	0.00	0.00	0.00	0.00	0.00	0.00	0.00	
St Mary's Court	0.00	0.00	0.00	0.00	0.00	0.00	0.00	0.00	0.00	0.00	0.00	0.00	0.00	
Total All Sites	501.00	391.00	386.00	406.00	387.00	384.00	483.00	386.00	375.00	485.00	379.00	377.00	411.67	4,940.00
<u>TransSites</u>														
Adas Israel	0.00	0.00	0.00	0.00	0.00	0.00	0.00	0.00	0.00	0.00	0.00	0.00	0.00	
IONA	0.00	0.00	0.00	0.00	0.00	0.00	0.00	0.00	0.00	0.00	0.00	0.00	0.00	
Isabella Breckinridge Day Care	0.00	0.00	0.00	0.00	0.00	0.00	0.00	0.00	0.00	0.00	0.00	0.00	0.00	
St Alban's Episcopal Church	0.00	0.00	0.00	0.00	0.00	0.00	0.00	0.00	0.00	0.00	0.00	0.00	0.00	
St Mary's Court	0.00	0.00	0.00	0.00	0.00	0.00	0.00	0.00	0.00	0.00	0.00	0.00	0.00	
Total All Sites	0.00	0.00	0.00	0.00	0.00	0.00	0.00	0.00	0.00	0.00	0.00	0.00	0.00	
<u>VolCare</u>														
Adas Israel	0.00	0.00	0.00	0.00	0.00	0.00	0.00	0.00	0.00	0.00	0.00	0.00	0.00	
IONA	0.00	0.00	0.00	0.00	0.00	0.00	0.00	0.00	0.00	0.00	0.00	0.00	0.00	
Isabella Breckinridge Day Care	0.00	0.00	0.00	0.00	0.00	0.00	0.00	0.00	0.00	0.00	0.00	0.00	0.00	
St Alban's Episcopal Church	0.00	0.00	0.00	0.00	0.00	0.00	0.00	0.00	0.00	0.00	0.00	0.00	0.00	
St Mary's Court	0.00	0.00	0.00	0.00	0.00	0.00	0.00	0.00	0.00	0.00	0.00	0.00	0.00	
Total All Sites	0.00	0.00	0.00	0.00	0.00	0.00	0.00	0.00	0.00	0.00	0.00	0.00	0.00	

DC Office on Aging and its Senior Service Network

Service Units By Service

From: 10/1/2015

To: 9/30/2016

Fiscal Year: 2016

Terrific, Inc. Ward 4

<u>Service</u>	<u>Oct</u>	<u>Nov</u>	<u>Dec</u>	<u>Jan</u>	<u>Feb</u>	<u>Mar</u>	<u>Apr</u>	<u>May</u>	<u>Jun</u>	<u>Jul</u>	<u>Aug</u>	<u>Sep</u>	<u>Monthly</u>	<u>YTD</u>
<u>Site</u>	<u>Units</u>	<u>Units</u>	<u>Units</u>	<u>Units</u>	<u>Units</u>	<u>Units</u>	<u>Units</u>	<u>Units</u>	<u>Units</u>	<u>Units</u>	<u>Units</u>	<u>Units</u>	<u>Avg</u>	<u>Units</u>
<u>CaseMgmt</u>														
(No Site)	144.75	107.00	121.00	117.50	97.00	87.00	108.00	110.50	118.00	94.50	133.00	102.50	111.73	1,340.75
Brightwood	0.00	0.00	0.00	0.00	0.00	0.00	0.00	0.00	0.00	0.00	0.00	0.00	0.00	
Colony House	0.00	0.00	0.00	0.00	0.00	0.00	0.00	0.00	0.00	0.00	0.00	0.00	0.00	
Emery Recreation Center	0.00	0.00	0.00	0.00	0.00	0.00	0.00	0.00	0.00	0.00	0.00	0.00	0.00	
First Baptist Center	0.00	0.00	0.00	0.00	0.00	0.00	0.00	0.00	0.00	0.00	0.00	0.00	0.00	
Ft. Stevens Recreation Center	0.00	0.00	0.00	0.00	0.00	0.00	0.00	0.00	0.00	0.00	0.00	0.00	0.00	
Genevieve Johnson Day Care	0.00	0.00	0.00	0.00	0.00	0.00	0.00	0.00	0.00	0.00	0.00	0.00	0.00	
Hattie Homes	0.00	0.00	0.00	0.00	0.00	0.00	0.00	0.00	0.00	0.00	0.00	0.00	0.00	
Kennedy Street Senior Program	0.00	0.00	0.00	0.00	0.00	0.00	0.00	0.00	0.00	0.00	0.00	0.00	0.00	
Lamond Riggs	0.00	0.00	0.00	0.00	0.00	0.00	0.00	0.00	0.00	0.00	0.00	0.00	0.00	
Senior Center	0.00	0.00	0.00	0.00	0.00	0.00	0.00	0.00	0.00	0.00	0.00	0.00	0.00	
Vida	0.00	0.00	0.00	0.00	0.00	0.00	0.00	0.00	0.00	0.00	0.00	0.00	0.00	
Ward 4	49.00	43.50	40.00	37.00	40.00	41.00	59.00	61.50	60.50	50.00	77.50	123.00	56.83	682.00
Zion Baptist Church	0.00	0.00	0.00	0.00	0.00	0.00	0.00	0.00	0.00	0.00	0.00	0.00	0.00	
Total All Sites	193.75	150.50	161.00	154.50	137.00	128.00	167.00	172.00	178.50	144.50	210.50	225.50	168.56	2,022.75
<u>CGVCaseMgmt</u>														
(No Site)	0.00	0.00	0.00	0.00	0.00	0.00	0.00	1.50	1.00	0.00	0.00	0.00	0.21	2.50
Brightwood	0.00	0.00	0.00	0.00	0.00	0.00	0.00	0.00	0.00	0.00	0.00	0.00	0.00	
Colony House	0.00	0.00	0.00	0.00	0.00	0.00	0.00	0.00	0.00	0.00	0.00	0.00	0.00	
Emery Recreation Center	0.00	0.00	0.00	0.00	0.00	0.00	0.00	0.00	0.00	0.00	0.00	0.00	0.00	
First Baptist Center	0.00	0.00	0.00	0.00	0.00	0.00	0.00	0.00	0.00	0.00	0.00	0.00	0.00	
Ft. Stevens Recreation Center	0.00	0.00	0.00	0.00	0.00	0.00	0.00	0.00	0.00	0.00	0.00	0.00	0.00	
Genevieve Johnson Day Care	0.00	0.00	0.00	0.00	0.00	0.00	0.00	0.00	0.00	0.00	0.00	0.00	0.00	
Hattie Homes	0.00	0.00	0.00	0.00	0.00	0.00	0.00	0.00	0.00	0.00	0.00	0.00	0.00	
Kennedy Street Senior Program	0.00	0.00	0.00	0.00	0.00	0.00	0.00	0.00	0.00	0.00	0.00	0.00	0.00	
Lamond Riggs	0.00	0.00	0.00	0.00	0.00	0.00	0.00	0.00	0.00	0.00	0.00	0.00	0.00	
Senior Center	0.00	0.00	0.00	0.00	0.00	0.00	0.00	0.00	0.00	0.00	0.00	0.00	0.00	
Vida	0.00	0.00	0.00	0.00	0.00	0.00	0.00	0.00	0.00	0.00	0.00	0.00	0.00	
Ward 4	0.00	0.00	0.00	0.00	0.00	0.00	0.00	0.00	0.00	0.00	0.00	0.00	0.00	
Zion Baptist Church	0.00	0.00	0.00	0.00	0.00	0.00	0.00	0.00	0.00	0.00	0.00	0.00	0.00	
Total All Sites	0.00	0.00	0.00	0.00	0.00	0.00	0.00	1.50	1.00	0.00	0.00	0.00	0.21	2.50

DC Office on Aging and its Senior Service Network

Service Units By Service

<u>Service</u>	Oct	Nov	Dec	Jan	Feb	Mar	Apr	May	Jun	Jul	Aug	Sep	Monthly	YTD
<u>Site</u>	Units	Units	Units	Units	Units	Units	Units	Units	Units	Units	Units	Units	Avg	Units
<u>CGVCompAssmt</u>														
(No Site)	0.00	0.00	0.00	0.00	0.00	0.00	0.00	5.50	0.00	0.00	0.00	3.00	0.71	8.50
Brightwood	0.00	0.00	0.00	0.00	0.00	0.00	0.00	0.00	0.00	0.00	0.00	0.00	0.00	
Colony House	0.00	0.00	0.00	0.00	0.00	0.00	0.00	0.00	0.00	0.00	0.00	0.00	0.00	
Emery Recreation Center	0.00	0.00	0.00	0.00	0.00	0.00	0.00	0.00	0.00	0.00	0.00	0.00	0.00	
First Baptist Center	0.00	0.00	0.00	0.00	0.00	0.00	0.00	0.00	0.00	0.00	0.00	0.00	0.00	
Ft. Stevens Recreation Center	0.00	0.00	0.00	0.00	0.00	0.00	0.00	0.00	0.00	0.00	0.00	0.00	0.00	
Genevieve Johnson Day Care	0.00	0.00	0.00	0.00	0.00	0.00	0.00	0.00	0.00	0.00	0.00	0.00	0.00	
Hattie Homes	0.00	0.00	0.00	0.00	0.00	0.00	0.00	0.00	0.00	0.00	0.00	0.00	0.00	
Kennedy Street Senior Program	0.00	0.00	0.00	0.00	0.00	0.00	0.00	0.00	0.00	0.00	0.00	0.00	0.00	
Lamond Riggs	0.00	0.00	0.00	0.00	0.00	0.00	0.00	0.00	0.00	0.00	0.00	0.00	0.00	
Senior Center	0.00	0.00	0.00	0.00	0.00	0.00	0.00	0.00	0.00	0.00	0.00	0.00	0.00	
Vida	0.00	0.00	0.00	0.00	0.00	0.00	0.00	0.00	0.00	0.00	0.00	0.00	0.00	
Ward 4	0.00	0.00	3.50	0.00	0.00	0.00	0.00	0.00	0.00	0.00	0.00	0.00	0.29	3.50
Zion Baptist Church	0.00	0.00	0.00	0.00	0.00	0.00	0.00	0.00	0.00	0.00	0.00	0.00	0.00	
Total All Sites	0.00	0.00	3.50	0.00	0.00	0.00	0.00	5.50	0.00	0.00	0.00	3.00	1.00	12.00
<u>CGVCounseling</u>														
Brightwood	0.00	0.00	0.00	0.00	0.00	0.00	0.00	0.00	0.00	0.00	0.00	0.00	0.00	
Colony House	0.00	0.00	0.00	0.00	0.00	0.00	0.00	0.00	0.00	0.00	0.00	0.00	0.00	
Emery Recreation Center	0.00	0.00	0.00	0.00	0.00	0.00	0.00	0.00	0.00	0.00	0.00	0.00	0.00	
First Baptist Center	0.00	0.00	0.00	0.00	0.00	0.00	0.00	0.00	0.00	0.00	0.00	0.00	0.00	
Ft. Stevens Recreation Center	0.00	0.00	0.00	0.00	0.00	0.00	0.00	0.00	0.00	0.00	0.00	0.00	0.00	
Genevieve Johnson Day Care	0.00	0.00	0.00	0.00	0.00	0.00	0.00	0.00	0.00	0.00	0.00	0.00	0.00	
Hattie Homes	0.00	0.00	0.00	0.00	0.00	0.00	0.00	0.00	0.00	0.00	0.00	0.00	0.00	
Kennedy Street Senior Program	0.00	0.00	0.00	0.00	0.00	0.00	0.00	0.00	0.00	0.00	0.00	0.00	0.00	
Lamond Riggs	0.00	0.00	0.00	0.00	0.00	0.00	0.00	0.00	0.00	0.00	0.00	0.00	0.00	
Senior Center	0.00	0.00	0.00	0.00	0.00	0.00	0.00	0.00	0.00	0.00	0.00	0.00	0.00	
Vida	0.00	0.00	0.00	0.00	0.00	0.00	0.00	0.00	0.00	0.00	0.00	0.00	0.00	
Ward 4	0.00	0.00	0.00	0.00	0.00	0.00	0.00	0.00	0.00	0.00	0.00	0.00	0.00	
Zion Baptist Church	0.00	0.00	0.00	0.00	0.00	0.00	0.00	0.00	0.00	0.00	0.00	0.00	0.00	
Total All Sites	0.00	0.00	0.00	0.00	0.00	0.00	0.00	0.00	0.00	0.00	0.00	0.00	0.00	
<u>CompAssmt</u>														
(No Site)	48.00	24.50	66.50	38.00	27.50	31.50	34.50	29.50	46.00	29.50	54.00	21.50	37.58	451.00

DC Office on Aging and its Senior Service Network

Service Units By Service

<u>Service</u>	Oct	Nov	Dec	Jan	Feb	Mar	Apr	May	Jun	Jul	Aug	Sep	Monthly	YTD
<u>Site</u>	Units	Units	Units	Units	Units	Units	Units	Units	Units	Units	Units	Units	Avg	Units
Brightwood	0.00	0.00	0.00	0.00	0.00	0.00	0.00	0.00	0.00	0.00	0.00	0.00	0.00	
Colony House	0.00	0.00	0.00	0.00	0.00	0.00	0.00	0.00	0.00	0.00	0.00	0.00	0.00	
Emery Recreation Center	0.00	0.00	0.00	0.00	0.00	0.00	0.00	0.00	0.00	0.00	0.00	0.00	0.00	
First Baptist Center	0.00	0.00	0.00	0.00	0.00	0.00	0.00	0.00	0.00	0.00	0.00	0.00	0.00	
Ft. Stevens Recreation Center	0.00	0.00	0.00	0.00	0.00	0.00	0.00	0.00	0.00	0.00	0.00	0.00	0.00	
Genevieve Johnson Day Care	0.00	0.00	0.00	0.00	0.00	0.00	0.00	0.00	0.00	0.00	0.00	0.00	0.00	
Hattie Homes	0.00	0.00	0.00	0.00	0.00	0.00	0.00	0.00	0.00	0.00	0.00	0.00	0.00	
Kennedy Street Senior Program	0.00	0.00	0.00	0.00	0.00	0.00	0.00	0.00	0.00	0.00	0.00	0.00	0.00	
Lamond Riggs	0.00	0.00	0.00	0.00	0.00	0.00	0.00	0.00	0.00	0.00	0.00	0.00	0.00	
Senior Center	0.00	0.00	0.00	0.00	0.00	0.00	0.00	0.00	0.00	0.00	0.00	0.00	0.00	
Vida	0.00	0.00	0.00	0.00	0.00	0.00	0.00	0.00	0.00	0.00	0.00	0.00	0.00	
Ward 4	14.50	11.00	16.00	0.00	21.50	20.00	11.50	19.50	12.00	47.00	41.00	20.50	19.54	234.50
Zion Baptist Church	0.00	0.00	0.00	0.00	0.00	3.00	0.00	0.00	0.00	0.00	0.00	0.00	0.25	3.00
Total All Sites	62.50	35.50	82.50	38.00	49.00	54.50	46.00	49.00	58.00	76.50	95.00	42.00	57.38	688.50

Cong Meal Disabled Under

Brightwood	0.00	0.00	0.00	0.00	0.00	0.00	0.00	0.00	0.00	0.00	0.00	0.00	0.00	
Colony House	0.00	0.00	0.00	0.00	0.00	0.00	0.00	0.00	0.00	0.00	0.00	0.00	0.00	
Emery Recreation Center	0.00	0.00	0.00	0.00	0.00	0.00	0.00	0.00	0.00	0.00	0.00	0.00	0.00	
First Baptist Center	0.00	0.00	0.00	0.00	0.00	0.00	0.00	0.00	0.00	0.00	0.00	0.00	0.00	
Ft. Stevens Recreation Center	0.00	0.00	0.00	0.00	0.00	0.00	0.00	0.00	0.00	0.00	0.00	0.00	0.00	
Genevieve Johnson Day Care	0.00	0.00	0.00	0.00	0.00	0.00	0.00	0.00	0.00	0.00	0.00	0.00	0.00	
Hattie Homes	0.00	0.00	0.00	0.00	0.00	0.00	0.00	0.00	0.00	0.00	0.00	0.00	0.00	
Kennedy Street Senior Program	0.00	0.00	0.00	0.00	0.00	0.00	0.00	0.00	0.00	0.00	0.00	0.00	0.00	
Lamond Riggs	0.00	0.00	0.00	0.00	0.00	0.00	0.00	0.00	0.00	0.00	0.00	0.00	0.00	
Senior Center	0.00	0.00	0.00	0.00	0.00	0.00	0.00	0.00	0.00	0.00	0.00	0.00	0.00	
Vida	0.00	0.00	0.00	0.00	0.00	0.00	0.00	0.00	0.00	0.00	0.00	0.00	0.00	
Ward 4	0.00	0.00	0.00	0.00	0.00	0.00	0.00	0.00	0.00	0.00	0.00	0.00	0.00	
Zion Baptist Church	0.00	0.00	0.00	0.00	0.00	0.00	0.00	0.00	0.00	0.00	0.00	0.00	0.00	
Total All Sites	0.00	0.00	0.00	0.00	0.00	0.00	0.00	0.00	0.00	0.00	0.00	0.00	0.00	

Cong Meal Second Servin

Brightwood	0.00	0.00	0.00	0.00	0.00	0.00	0.00	0.00	0.00	0.00	0.00	0.00	0.00	
Colony House	0.00	0.00	0.00	0.00	0.00	0.00	0.00	0.00	0.00	0.00	0.00	0.00	0.00	
Emery Recreation Center	0.00	0.00	0.00	0.00	0.00	0.00	0.00	0.00	0.00	0.00	0.00	0.00	0.00	

DC Office on Aging and its Senior Service Network

Service Units By Service

<u>Service</u>	Oct	Nov	Dec	Jan	Feb	Mar	Apr	May	Jun	Jul	Aug	Sep	Monthly	YTD
<u>Site</u>	Units	Units	Units	Units	Units	Units	Units	Units	Units	Units	Units	Units	Avg	Units
First Baptist Center	0.00	0.00	0.00	0.00	0.00	0.00	0.00	0.00	0.00	0.00	0.00	0.00	0.00	0.00
Ft. Stevens Recreation Center	0.00	0.00	0.00	0.00	0.00	0.00	0.00	0.00	0.00	0.00	0.00	0.00	0.00	0.00
Genevieve Johnson Day Care	0.00	0.00	0.00	0.00	0.00	0.00	0.00	0.00	0.00	0.00	0.00	0.00	0.00	0.00
Hattie Homes	0.00	0.00	0.00	0.00	0.00	0.00	0.00	0.00	0.00	0.00	0.00	0.00	0.00	0.00
Kennedy Street Senior Program	0.00	0.00	0.00	0.00	0.00	0.00	0.00	0.00	0.00	0.00	0.00	0.00	0.00	0.00
Lamond Riggs	0.00	0.00	0.00	0.00	0.00	0.00	0.00	0.00	0.00	0.00	0.00	0.00	0.00	0.00
Senior Center	0.00	0.00	0.00	0.00	0.00	0.00	0.00	0.00	0.00	0.00	0.00	0.00	0.00	0.00
Vida	0.00	0.00	0.00	0.00	0.00	0.00	0.00	0.00	0.00	0.00	0.00	0.00	0.00	0.00
Ward 4	0.00	0.00	0.00	0.00	0.00	0.00	0.00	0.00	0.00	0.00	0.00	0.00	0.00	0.00
Zion Baptist Church	0.00	0.00	0.00	0.00	0.00	0.00	0.00	0.00	0.00	0.00	0.00	0.00	0.00	0.00
Total All Sites	0.00	0.00	0.00	0.00	0.00	0.00	0.00	0.00	0.00	0.00	0.00	0.00	0.00	0.00
Cong Meal Spouse Under 60														
Brightwood	0.00	0.00	0.00	0.00	0.00	0.00	0.00	0.00	0.00	0.00	0.00	0.00	0.00	0.00
Colony House	0.00	0.00	0.00	0.00	0.00	0.00	0.00	0.00	0.00	0.00	0.00	0.00	0.00	0.00
Emery Recreation Center	0.00	0.00	0.00	0.00	0.00	0.00	0.00	0.00	0.00	0.00	0.00	0.00	0.00	0.00
First Baptist Center	0.00	0.00	0.00	0.00	0.00	0.00	0.00	0.00	0.00	0.00	0.00	0.00	0.00	0.00
Ft. Stevens Recreation Center	0.00	0.00	0.00	0.00	0.00	0.00	0.00	0.00	0.00	0.00	0.00	0.00	0.00	0.00
Genevieve Johnson Day Care	0.00	0.00	0.00	0.00	0.00	0.00	0.00	0.00	0.00	0.00	0.00	0.00	0.00	0.00
Hattie Homes	0.00	0.00	0.00	0.00	0.00	0.00	0.00	0.00	0.00	0.00	0.00	0.00	0.00	0.00
Kennedy Street Senior Program	0.00	0.00	0.00	0.00	0.00	0.00	0.00	0.00	0.00	0.00	0.00	0.00	0.00	0.00
Lamond Riggs	0.00	0.00	0.00	0.00	0.00	0.00	0.00	0.00	0.00	0.00	0.00	0.00	0.00	0.00
Senior Center	0.00	0.00	0.00	0.00	0.00	0.00	0.00	0.00	0.00	0.00	0.00	0.00	0.00	0.00
Vida	0.00	0.00	0.00	0.00	0.00	0.00	0.00	0.00	0.00	0.00	0.00	0.00	0.00	0.00
Ward 4	0.00	0.00	0.00	0.00	0.00	0.00	0.00	0.00	0.00	0.00	0.00	0.00	0.00	0.00
Zion Baptist Church	0.00	0.00	0.00	0.00	0.00	0.00	0.00	0.00	0.00	0.00	0.00	0.00	0.00	0.00
Total All Sites	0.00	0.00	0.00	0.00	0.00	0.00	0.00	0.00	0.00	0.00	0.00	0.00	0.00	0.00
Cong Meal Trash														
Brightwood	0.00	0.00	0.00	0.00	0.00	0.00	0.00	0.00	0.00	0.00	0.00	0.00	0.00	0.00
Colony House	0.00	0.00	0.00	0.00	0.00	0.00	0.00	0.00	0.00	0.00	0.00	0.00	0.00	0.00
Emery Recreation Center	0.00	0.00	0.00	0.00	0.00	0.00	0.00	0.00	0.00	0.00	0.00	0.00	0.00	0.00
First Baptist Center	0.00	0.00	0.00	0.00	0.00	0.00	0.00	0.00	0.00	0.00	0.00	0.00	0.00	0.00
Ft. Stevens Recreation Center	0.00	0.00	0.00	0.00	0.00	0.00	0.00	0.00	0.00	0.00	0.00	0.00	0.00	0.00
Genevieve Johnson Day Care	0.00	0.00	0.00	0.00	0.00	0.00	0.00	0.00	0.00	0.00	0.00	0.00	0.00	0.00

DC Office on Aging and its Senior Service Network

Service Units By Service

<u>Service</u>	Oct	Nov	Dec	Jan	Feb	Mar	Apr	May	Jun	Jul	Aug	Sep	Monthly	YTD
<u>Site</u>	Units	Units	Units	Units	Units	Units	Units	Units	Units	Units	Units	Units	Avg	Units
Hattie Homes	0.00	0.00	0.00	0.00	0.00	0.00	0.00	0.00	0.00	0.00	0.00	0.00	0.00	0.00
Kennedy Street Senior Program	0.00	0.00	0.00	0.00	0.00	0.00	0.00	0.00	0.00	0.00	0.00	0.00	0.00	0.00
Lamond Riggs Senior Center	0.00	0.00	0.00	0.00	0.00	0.00	0.00	0.00	0.00	0.00	0.00	0.00	0.00	0.00
Vida	0.00	0.00	0.00	0.00	0.00	0.00	0.00	0.00	0.00	0.00	0.00	0.00	0.00	0.00
Ward 4	0.00	0.00	0.00	0.00	0.00	0.00	0.00	0.00	0.00	0.00	0.00	0.00	0.00	0.00
Zion Baptist Church	0.00	0.00	0.00	0.00	0.00	0.00	0.00	0.00	0.00	0.00	0.00	0.00	0.00	0.00
Total All Sites	0.00	0.00	0.00	0.00	0.00	0.00	0.00	0.00	0.00	0.00	0.00	0.00	0.00	0.00

Cong Meal Volunteer Under

Brightwood	0.00	0.00	0.00	0.00	0.00	0.00	0.00	0.00	0.00	0.00	0.00	0.00	0.00	0.00
Colony House	0.00	0.00	0.00	0.00	0.00	0.00	0.00	0.00	0.00	0.00	0.00	0.00	0.00	0.00
Emery Recreation Center	0.00	0.00	0.00	0.00	0.00	0.00	0.00	0.00	0.00	0.00	0.00	0.00	0.00	0.00
First Baptist Center	0.00	0.00	0.00	0.00	0.00	0.00	0.00	0.00	0.00	0.00	0.00	0.00	0.00	0.00
Ft. Stevens Recreation Center	0.00	0.00	0.00	0.00	0.00	0.00	0.00	0.00	0.00	0.00	0.00	0.00	0.00	0.00
Genevieve Johnson Day Care	0.00	0.00	0.00	0.00	0.00	0.00	0.00	0.00	0.00	0.00	0.00	0.00	0.00	0.00
Hattie Homes	0.00	0.00	0.00	0.00	0.00	0.00	0.00	0.00	0.00	0.00	0.00	0.00	0.00	0.00
Kennedy Street Senior Program	0.00	0.00	0.00	0.00	0.00	0.00	0.00	0.00	0.00	0.00	0.00	0.00	0.00	0.00
Lamond Riggs Senior Center	0.00	0.00	0.00	0.00	0.00	0.00	0.00	0.00	0.00	0.00	0.00	0.00	0.00	0.00
Vida	0.00	0.00	0.00	0.00	0.00	0.00	0.00	0.00	0.00	0.00	0.00	0.00	0.00	0.00
Ward 4	0.00	0.00	0.00	0.00	0.00	0.00	0.00	0.00	0.00	0.00	0.00	0.00	0.00	0.00
Zion Baptist Church	0.00	0.00	0.00	0.00	0.00	0.00	0.00	0.00	0.00	0.00	0.00	0.00	0.00	0.00
Total All Sites	0.00	0.00	0.00	0.00	0.00	0.00	0.00	0.00	0.00	0.00	0.00	0.00	0.00	0.00

CongrMeal

(No Site)	0.00	0.00	0.00	0.00	1.00	0.00	0.00	0.00	0.00	106.00	75.00	105.00	23.92	287.00
Brightwood	375.00	412.00	376.00	308.00	354.00	473.00	382.00	511.00	310.00	355.00	487.00	421.00	397.00	4,764.00
Colony House	336.00	316.00	328.00	231.00	312.00	424.00	271.00	341.00	329.00	323.00	435.00	540.00	348.83	4,186.00
Emery Recreation Center	0.00	0.00	0.00	0.00	0.00	0.00	0.00	0.00	0.00	0.00	0.00	0.00	0.00	0.00
First Baptist Center	389.00	298.00	444.00	173.00	274.00	427.00	401.00	375.00	420.00	282.00	506.00	605.00	382.83	4,594.00
Ft. Stevens Recreation Center	471.00	313.00	419.00	172.00	265.00	296.00	313.00	304.00	274.00	215.00	171.00	319.00	294.33	3,532.00
Genevieve Johnson Day Care	350.00	301.00	329.00	216.00	286.00	392.00	312.00	342.00	394.00	274.00	446.00	438.00	340.00	4,080.00
Hattie Homes	939.00	781.00	761.00	593.00	883.00	984.00	977.00	941.00	793.00	938.00	1,149.00	1,401.00	928.33	11,140.00
Kennedy Street Senior Program	0.00	0.00	0.00	0.00	0.00	0.00	0.00	0.00	0.00	0.00	0.00	0.00	0.00	0.00

DC Office on Aging and its Senior Service Network

Service Units By Service

<u>Service</u>	Oct	Nov	Dec	Jan	Feb	Mar	Apr	May	Jun	Jul	Aug	Sep	Monthly	YTD
<u>Site</u>	Units	Units	Units	Units	Units	Units	Units	Units	Units	Units	Units	Units	Avg	Units
Lamond Riggs	321.00	211.00	231.00	201.00	227.00	289.00	238.00	200.00	289.00	300.00	185.00	318.00	250.83	3,010.00
Senior Center	0.00	0.00	0.00	0.00	0.00	0.00	0.00	0.00	0.00	0.00	0.00	0.00	0.00	
Vida	0.00	0.00	0.00	0.00	0.00	0.00	0.00	0.00	0.00	0.00	0.00	0.00	0.00	
Ward 4	0.00	0.00	0.00	0.00	6.00	0.00	0.00	0.00	0.00	0.00	0.00	0.00	0.50	6.00
Zion Baptist Church	0.00	45.00	30.00	0.00	60.00	45.00	45.00	60.00	75.00	42.00	15.00	30.00	37.25	447.00
Total All Sites	3,181.00	2,677.00	2,918.00	1,894.00	2,668.00	3,330.00	2,939.00	3,074.00	2,884.00	2,835.00	3,469.00	4,177.00	3,003.83	36,046.00
Counseling														
(No Site)	0.50	0.00	0.00	0.00	0.00	0.00	0.00	0.00	0.50	2.00	75.00	0.00	6.50	78.00
Brightwood	0.00	0.00	0.00	0.00	0.00	0.00	0.00	0.00	252.00	0.00	0.00	0.00	21.00	252.00
Colony House	262.00	267.00	258.00	164.00	245.00	360.00	264.00	336.00	327.00	323.00	435.00	221.00	288.50	3,462.00
Emery Recreation Center	0.00	0.00	0.00	0.00	0.00	0.00	0.00	0.00	0.00	0.00	0.00	0.00	0.00	
First Baptist Center	0.00	0.00	0.00	0.00	0.00	0.00	0.00	0.00	0.00	13.00	0.00	0.00	1.08	13.00
Ft. Stevens Recreation Center	472.00	313.00	416.00	164.00	250.00	255.00	278.00	299.00	249.00	216.00	168.00	220.00	275.00	3,300.00
Genevieve Johnson Day Care	0.00	0.00	0.00	0.00	0.00	0.00	0.00	0.00	0.00	0.00	0.00	0.00	0.00	
Hattie Homes	902.00	755.00	755.00	582.00	753.00	892.00	887.00	789.00	615.00	931.00	1,087.00	1,040.00	832.33	9,988.00
Kennedy Street Senior Program	0.00	0.00	0.00	0.00	0.00	0.00	0.00	0.00	0.00	0.00	0.00	0.00	0.00	
Lamond Riggs	321.00	211.00	232.00	201.00	227.00	289.00	220.00	200.00	290.00	256.00	184.00	246.00	239.75	2,877.00
Senior Center	0.00	0.00	0.00	0.00	0.00	0.00	0.00	0.00	0.00	0.00	0.00	0.00	0.00	
Vida	0.00	0.00	0.00	0.00	0.00	0.00	0.00	0.00	0.00	0.00	0.00	0.00	0.00	
Ward 4	53.82	29.50	31.50	65.50	57.50	31.50	48.50	27.50	44.00	95.50	105.50	33.50	51.99	623.82
Zion Baptist Church	0.00	0.00	0.00	0.00	0.00	0.00	0.00	0.00	0.00	0.00	0.00	0.00	0.00	
Total All Sites	2,011.32	1,575.50	1,692.50	1,176.50	1,532.50	1,827.50	1,697.50	1,651.50	1,777.50	1,836.50	2,054.50	1,760.50	1,716.15	20,593.82
HDMealWkDay														
(No Site)	0.00	0.00	10.00	1.00	2.00	0.00	1.00	0.00	0.00	0.00	0.00	0.00	1.17	14.00
Brightwood	0.00	0.00	0.00	0.00	0.00	0.00	0.00	0.00	0.00	0.00	0.00	0.00	0.00	
Colony House	0.00	0.00	0.00	5.00	0.00	4.00	63.00	88.00	87.00	60.00	93.00	81.00	40.08	481.00
Emery Recreation Center	0.00	0.00	0.00	0.00	0.00	0.00	0.00	0.00	0.00	0.00	0.00	0.00	0.00	
First Baptist Center	0.00	0.00	0.00	0.00	0.00	0.00	0.00	0.00	0.00	0.00	0.00	0.00	0.00	
Ft. Stevens Recreation Center	0.00	0.00	0.00	0.00	0.00	1.00	0.00	1.00	0.00	0.00	0.00	0.00	0.17	2.00
Genevieve Johnson Day Care	0.00	0.00	1.00	0.00	0.00	2.00	2.00	0.00	0.00	0.00	0.00	0.00	0.42	5.00
Hattie Homes	0.00	2.00	2.00	0.00	0.00	0.00	1.00	0.00	0.00	3.00	1.00	1.00	0.83	10.00
Kennedy Street Senior Program	0.00	0.00	0.00	0.00	0.00	0.00	0.00	0.00	0.00	0.00	0.00	0.00	0.00	
Lamond Riggs	0.00	0.00	2.00	0.00	2.00	1.00	0.00	0.00	0.00	0.00	0.00	0.00	0.42	5.00

DC Office on Aging and its Senior Service Network

Service Units By Service

<u>Service</u>	Oct	Nov	Dec	Jan	Feb	Mar	Apr	May	Jun	Jul	Aug	Sep	Monthly	YTD
<u>Site</u>	Units	Units	Units	Units	Units	Units	Units	Units	Units	Units	Units	Units	Avg	Units
Senior Center	0.00	0.00	0.00	0.00	0.00	0.00	0.00	0.00	0.00	0.00	0.00	0.00	0.00	
Vida	0.00	0.00	0.00	0.00	0.00	0.00	0.00	0.00	0.00	0.00	0.00	0.00	0.00	
Ward 4	4,627.00	4,688.00	5,150.00	4,483.00	4,619.00	4,426.00	4,697.00	4,537.00	4,122.00	4,524.00	4,852.00	6,333.00	4,754.83	57,058.00
Zion Baptist Church	0.00	10.00	0.00	0.00	0.00	0.00	0.00	0.00	0.00	0.00	0.00	10.00	1.67	20.00
Total All Sites	4,627.00	4,700.00	5,165.00	4,489.00	4,623.00	4,434.00	4,764.00	4,626.00	4,209.00	4,587.00	4,946.00	6,425.00	4,799.58	57,595.00
<u>HDMealWkEnd</u>														
(No Site)	0.00	0.00	0.00	2.00	0.00	0.00	0.00	4.00	2.00	0.00	0.00	0.00	0.67	8.00
Brightwood	0.00	0.00	0.00	0.00	0.00	0.00	0.00	0.00	0.00	0.00	0.00	0.00	0.00	
Colony House	0.00	0.00	0.00	4.00	0.00	0.00	1.00	5.00	0.00	0.00	0.00	0.00	0.83	10.00
Emery Recreation Center	0.00	0.00	0.00	0.00	0.00	0.00	0.00	0.00	0.00	0.00	0.00	0.00	0.00	
First Baptist Center	0.00	0.00	0.00	0.00	0.00	0.00	0.00	0.00	0.00	0.00	0.00	0.00	0.00	
Ft. Stevens Recreation Center	0.00	0.00	0.00	0.00	0.00	0.00	0.00	0.00	0.00	0.00	0.00	0.00	0.00	
Genevieve Johnson Day Care	0.00	0.00	0.00	2.00	0.00	0.00	0.00	0.00	0.00	0.00	0.00	0.00	0.17	2.00
Hattie Homes	1.00	0.00	0.00	0.00	0.00	0.00	0.00	0.00	3.00	0.00	3.00	6.00	1.08	13.00
Kennedy Street Senior Program	0.00	0.00	0.00	0.00	0.00	0.00	0.00	0.00	0.00	0.00	0.00	0.00	0.00	
Lamond Riggs	2.00	0.00	0.00	0.00	0.00	0.00	0.00	0.00	3.00	0.00	0.00	0.00	0.42	5.00
Senior Center	0.00	0.00	0.00	0.00	0.00	0.00	0.00	0.00	0.00	0.00	0.00	0.00	0.00	
Vida	0.00	0.00	0.00	0.00	0.00	0.00	0.00	0.00	0.00	0.00	0.00	0.00	0.00	
Ward 4	1,208.00	1,146.00	1,075.00	1,208.00	1,211.00	1,186.00	1,153.00	1,190.00	1,076.00	1,283.00	1,234.00	1,325.00	1,191.25	14,295.00
Zion Baptist Church	4.00	0.00	4.00	0.00	0.00	0.00	0.00	0.00	0.00	0.00	0.00	0.00	0.67	8.00
Total All Sites	1,215.00	1,146.00	1,079.00	1,216.00	1,211.00	1,186.00	1,154.00	1,199.00	1,084.00	1,283.00	1,237.00	1,331.00	1,195.08	14,341.00
<u>HealthPro</u>														
(No Site)	0.00	0.00	0.00	0.00	0.00	0.00	0.00	0.00	0.00	0.00	77.00	11.00	7.33	88.00
Brightwood	0.00	0.00	0.00	0.00	0.00	0.00	0.00	0.00	245.00	0.00	0.00	0.00	20.42	245.00
Colony House	259.00	266.00	258.00	161.00	257.00	360.00	261.00	331.00	338.00	241.00	435.00	414.00	298.42	3,581.00
Emery Recreation Center	0.00	0.00	0.00	0.00	0.00	0.00	0.00	0.00	0.00	0.00	0.00	0.00	0.00	
First Baptist Center	0.00	0.00	0.00	0.00	0.00	0.00	0.00	84.00	0.00	12.00	0.00	0.00	8.00	96.00
Ft. Stevens Recreation Center	472.00	313.00	417.00	164.00	249.00	256.00	278.00	371.00	247.00	214.00	168.00	220.00	280.75	3,369.00
Genevieve Johnson Day Care	0.00	0.00	0.00	0.00	0.00	0.00	0.00	0.00	0.00	0.00	0.00	0.00	0.00	
Hattie Homes	897.00	758.00	751.00	594.00	753.00	1,276.00	883.00	789.00	615.00	699.00	1,087.00	1,036.00	844.83	10,138.00
Kennedy Street Senior Program	0.00	0.00	0.00	0.00	0.00	0.00	0.00	0.00	0.00	0.00	0.00	0.00	0.00	
Lamond Riggs	319.00	211.00	232.00	201.00	227.00	289.00	221.00	263.00	287.00	0.00	185.00	246.00	223.42	2,681.00
Senior Center	0.00	0.00	0.00	0.00	0.00	0.00	0.00	0.00	0.00	0.00	0.00	0.00	0.00	

DC Office on Aging and its Senior Service Network

Service Units By Service

<u>Service</u>	Oct	Nov	Dec	Jan	Feb	Mar	Apr	May	Jun	Jul	Aug	Sep	Monthly	YTD
<u>Site</u>	Units	Units	Units	Units	Units	Units	Units	Units	Units	Units	Units	Units	Avg	Units
Vida	0.00	0.00	0.00	0.00	0.00	0.00	0.00	0.00	0.00	0.00	0.00	0.00	0.00	
Ward 4	0.00	0.00	0.00	0.00	9.00	0.00	0.00	0.00	0.00	0.00	0.00	0.00	0.75	9.00
Zion Baptist Church	0.00	0.00	0.00	0.00	0.00	0.00	0.00	0.00	0.00	0.00	0.00	0.00	0.00	
Total All Sites	1,947.00	1,548.00	1,658.00	1,120.00	1,495.00	2,181.00	1,643.00	1,838.00	1,732.00	1,166.00	1,952.00	1,927.00	1,683.92	20,207.00

Home Delivered Meals

Brightwood	0.00	0.00	0.00	0.00	0.00	0.00	0.00	0.00	0.00	0.00	0.00	0.00	0.00	
Colony House	0.00	0.00	0.00	0.00	0.00	0.00	0.00	0.00	0.00	0.00	0.00	0.00	0.00	
Emery Recreation Center	0.00	0.00	0.00	0.00	0.00	0.00	0.00	0.00	0.00	0.00	0.00	0.00	0.00	
First Baptist Center	0.00	0.00	0.00	0.00	0.00	0.00	0.00	0.00	0.00	0.00	0.00	0.00	0.00	
Ft. Stevens Recreation Center	0.00	0.00	0.00	0.00	0.00	0.00	0.00	0.00	0.00	0.00	0.00	0.00	0.00	
Genevieve Johnson Day Care	0.00	0.00	0.00	0.00	0.00	0.00	0.00	0.00	0.00	0.00	0.00	0.00	0.00	
Hattie Homes	0.00	0.00	0.00	0.00	0.00	0.00	0.00	0.00	0.00	0.00	0.00	0.00	0.00	
Kennedy Street Senior Program	0.00	0.00	0.00	0.00	0.00	0.00	0.00	0.00	0.00	0.00	0.00	0.00	0.00	
Lamond Riggs	0.00	0.00	0.00	0.00	0.00	0.00	0.00	0.00	0.00	0.00	0.00	0.00	0.00	
Senior Center	0.00	0.00	0.00	0.00	0.00	0.00	0.00	0.00	0.00	0.00	0.00	0.00	0.00	
Vida	0.00	0.00	0.00	0.00	0.00	0.00	0.00	0.00	0.00	0.00	0.00	0.00	0.00	
Ward 4	0.00	0.00	0.00	0.00	0.00	0.00	0.00	0.00	0.00	0.00	0.00	0.00	0.00	
Zion Baptist Church	0.00	0.00	0.00	0.00	0.00	0.00	0.00	0.00	0.00	0.00	0.00	0.00	0.00	
Total All Sites	0.00	0.00	0.00	0.00	0.00	0.00	0.00	0.00	0.00	0.00	0.00	0.00	0.00	

NutrCouns

(No Site)	17.00	19.50	16.50	24.00	24.00	21.00	21.50	42.00	24.50	21.50	22.00	21.00	22.88	274.50
Brightwood	0.00	0.00	0.00	0.00	0.00	0.00	0.00	0.00	0.00	0.00	0.00	0.00	0.00	
Colony House	2.00	0.00	0.00	0.00	0.00	0.00	0.00	0.00	0.00	0.00	0.00	0.00	0.17	2.00
Emery Recreation Center	0.00	0.00	0.00	0.00	0.00	0.00	0.00	0.00	0.00	0.00	0.00	0.00	0.00	
First Baptist Center	0.00	0.00	0.00	0.00	0.00	0.00	0.00	0.00	0.00	0.00	0.00	0.00	0.00	
Ft. Stevens Recreation Center	0.00	0.00	0.00	0.00	0.00	0.00	0.00	2.00	0.00	0.00	0.00	0.00	0.17	2.00
Genevieve Johnson Day Care	0.00	0.00	0.00	0.00	0.00	0.00	0.00	0.00	0.00	0.00	0.00	0.00	0.00	
Hattie Homes	0.00	3.00	0.00	0.00	0.00	0.00	0.00	0.00	0.00	5.00	0.00	0.00	0.67	8.00
Kennedy Street Senior Program	0.00	0.00	0.00	0.00	0.00	0.00	0.00	0.00	0.00	0.00	0.00	0.00	0.00	
Lamond Riggs	0.00	0.00	0.00	0.00	0.00	0.00	0.00	0.00	0.00	0.00	0.00	0.00	0.00	
Senior Center	0.00	0.00	0.00	0.00	0.00	0.00	0.00	0.00	0.00	0.00	0.00	3.00	0.25	3.00
Vida	0.00	0.00	0.00	0.00	0.00	0.00	0.00	0.00	0.00	0.00	0.00	0.00	0.00	
Ward 4	0.00	0.00	0.00	0.00	0.00	0.00	0.00	0.00	0.00	0.00	0.00	0.00	0.00	

DC Office on Aging and its Senior Service Network

Service Units By Service

<u>Service</u>	Oct	Nov	Dec	Jan	Feb	Mar	Apr	May	Jun	Jul	Aug	Sep	Monthly	YTD
<u>Site</u>	Units	Units	Units	Units	Units	Units	Units	Units	Units	Units	Units	Units	Avg	Units
Zion Baptist Church	0.00	0.00	0.00	0.00	0.00	0.00	0.00	0.00	0.00	0.00	0.00	0.00	0.00	
Total All Sites	19.00	22.50	16.50	24.00	24.00	21.00	21.50	44.00	24.50	26.50	22.00	24.00	24.13	289.50
<u>NutrEduc</u>														
Brightwood	0.00	0.00	0.00	0.00	0.00	0.00	0.00	0.00	0.00	0.00	0.00	0.00	0.00	
Colony House	30.00	34.00	40.00	8.00	15.00	12.00	0.00	34.00	34.00	36.00	40.00	38.00	26.75	321.00
Emery Recreation Center	0.00	0.00	0.00	0.00	0.00	0.00	0.00	0.00	0.00	0.00	0.00	0.00	0.00	
First Baptist Center	54.00	40.00	36.00	20.00	34.00	36.00	46.00	38.00	32.00	74.00	48.00	50.00	42.33	508.00
Ft. Stevens Recreation Center	0.00	40.00	0.00	17.00	0.00	0.00	44.00	0.00	28.00	40.00	36.00	44.00	20.75	249.00
Genevieve Johnson Day Care	30.00	48.00	32.00	28.00	36.00	34.00	40.00	0.00	40.00	26.00	36.00	44.00	32.83	394.00
Hattie Homes	86.00	76.00	70.00	42.00	51.00	40.00	84.00	60.00	98.00	92.00	104.00	120.00	76.92	923.00
Kennedy Street Senior Program	0.00	0.00	0.00	0.00	0.00	0.00	0.00	0.00	0.00	0.00	0.00	0.00	0.00	
Lamond Riggs	38.00	0.00	29.00	28.00	12.00	13.00	30.00	28.00	38.00	32.00	24.00	12.00	23.67	284.00
Senior Center	0.00	0.00	0.00	0.00	0.00	0.00	0.00	0.00	0.00	0.00	0.00	0.00	0.00	
Vida	0.00	0.00	0.00	0.00	0.00	0.00	0.00	0.00	0.00	0.00	0.00	0.00	0.00	
Ward 4	0.00	0.00	0.00	0.00	0.00	0.00	0.00	0.00	0.00	0.00	0.00	0.00	0.00	
Zion Baptist Church	0.00	0.00	0.00	0.00	0.00	0.00	0.00	0.00	0.00	0.00	0.00	0.00	0.00	
Total All Sites	238.00	238.00	207.00	143.00	148.00	135.00	244.00	160.00	270.00	300.00	288.00	308.00	223.25	2,679.00
<u>RecSoc</u>														
(No Site)	0.00	0.00	0.00	0.00	0.00	0.00	0.00	0.00	0.00	0.00	124.00	0.00	10.33	124.00
Brightwood	0.00	0.00	0.00	0.00	0.00	0.00	0.00	0.00	484.00	0.00	0.00	0.00	40.33	484.00
Colony House	518.00	516.00	515.00	324.00	479.00	718.00	512.00	676.00	656.00	629.00	868.00	626.00	586.42	7,037.00
Emery Recreation Center	0.00	0.00	0.00	0.00	0.00	0.00	0.00	0.00	0.00	0.00	0.00	0.00	0.00	
First Baptist Center	0.00	60.00	0.00	0.00	0.00	0.00	0.00	0.00	0.00	24.00	0.00	0.00	7.00	84.00
Ft. Stevens Recreation Center	944.00	626.00	832.00	326.00	498.00	511.00	554.00	607.00	492.00	425.00	336.00	282.00	536.08	6,433.00
Genevieve Johnson Day Care	0.00	0.00	0.00	0.00	0.00	0.00	0.00	0.00	0.00	0.00	0.00	0.00	0.00	
Hattie Homes	1,776.00	1,492.00	1,498.00	1,148.00	1,497.00	999.00	1,756.00	1,605.00	1,224.00	1,847.00	1,948.00	1,314.00	1,508.67	18,104.00
Kennedy Street Senior Program	0.00	0.00	0.00	0.00	0.00	0.00	0.00	0.00	0.00	0.00	0.00	0.00	0.00	
Lamond Riggs	630.00	414.00	458.00	400.00	452.00	570.00	430.00	398.00	566.00	482.00	360.00	482.00	470.17	5,642.00
Senior Center	0.00	0.00	0.00	0.00	0.00	0.00	0.00	0.00	0.00	0.00	0.00	0.00	0.00	
Vida	0.00	0.00	0.00	0.00	0.00	0.00	0.00	0.00	0.00	0.00	0.00	0.00	0.00	
Ward 4	0.00	0.00	0.00	0.00	0.00	0.00	0.00	0.00	0.00	0.00	0.00	0.00	0.00	
Zion Baptist Church	0.00	0.00	0.00	0.00	0.00	0.00	0.00	0.00	0.00	0.00	0.00	0.00	0.00	
Total All Sites	3,868.00	3,108.00	3,303.00	2,198.00	2,926.00	2,798.00	3,252.00	3,286.00	3,422.00	3,407.00	3,636.00	2,704.00	3,159.00	37,908.00

DC Office on Aging and its Senior Service Network

Service Units By Service

<u>Service</u>	<u>Oct</u>	<u>Nov</u>	<u>Dec</u>	<u>Jan</u>	<u>Feb</u>	<u>Mar</u>	<u>Apr</u>	<u>May</u>	<u>Jun</u>	<u>Jul</u>	<u>Aug</u>	<u>Sep</u>	<u>Monthly</u>	<u>YTD</u>
<u>Site</u>	<u>Units</u>	<u>Units</u>	<u>Units</u>	<u>Units</u>	<u>Units</u>	<u>Units</u>	<u>Units</u>	<u>Units</u>	<u>Units</u>	<u>Units</u>	<u>Units</u>	<u>Units</u>	<u>Avg</u>	<u>Units</u>
<u>TransSites</u>														
Brightwood	0.00	0.00	0.00	0.00	0.00	0.00	0.00	0.00	0.00	0.00	0.00	0.00	0.00	0.00
Colony House	0.00	0.00	0.00	0.00	0.00	0.00	0.00	0.00	0.00	0.00	0.00	0.00	0.00	0.00
Emery Recreation Center	0.00	0.00	0.00	0.00	0.00	0.00	0.00	0.00	0.00	0.00	0.00	0.00	0.00	0.00
First Baptist Center	0.00	0.00	0.00	0.00	0.00	0.00	0.00	0.00	0.00	0.00	0.00	0.00	0.00	0.00
Ft. Stevens Recreation Center	0.00	0.00	0.00	0.00	0.00	0.00	0.00	0.00	0.00	0.00	0.00	0.00	0.00	0.00
Genevieve Johnson Day Care	0.00	0.00	0.00	0.00	0.00	0.00	0.00	0.00	0.00	0.00	0.00	0.00	0.00	0.00
Hattie Homes	0.00	0.00	0.00	0.00	0.00	0.00	0.00	0.00	0.00	0.00	0.00	0.00	0.00	0.00
Kennedy Street Senior Program	0.00	0.00	0.00	0.00	0.00	0.00	0.00	0.00	0.00	0.00	0.00	0.00	0.00	0.00
Lamond Riggs	0.00	0.00	0.00	0.00	0.00	0.00	0.00	0.00	0.00	0.00	0.00	0.00	0.00	0.00
Senior Center	0.00	0.00	0.00	0.00	0.00	0.00	0.00	0.00	0.00	0.00	0.00	0.00	0.00	0.00
Vida	0.00	0.00	0.00	0.00	0.00	0.00	0.00	0.00	0.00	0.00	0.00	0.00	0.00	0.00
Ward 4	0.00	0.00	0.00	0.00	0.00	0.00	0.00	0.00	0.00	0.00	0.00	0.00	0.00	0.00
Zion Baptist Church	0.00	0.00	0.00	0.00	0.00	0.00	0.00	0.00	0.00	0.00	0.00	0.00	0.00	0.00
Total All Sites	0.00	0.00	0.00	0.00	0.00	0.00	0.00	0.00	0.00	0.00	0.00	0.00	0.00	0.00

DC Office on Aging and its Senior Service Network

Service Units By Service

From: 10/1/2015

To: 9/30/2016

Fiscal Year: 2016

Seabury Resources for Aging Ward 5

<u>Service</u>	<u>Oct</u>	<u>Nov</u>	<u>Dec</u>	<u>Jan</u>	<u>Feb</u>	<u>Mar</u>	<u>Apr</u>	<u>May</u>	<u>Jun</u>	<u>Jul</u>	<u>Aug</u>	<u>Sep</u>	<u>Monthly</u>	<u>YTD</u>
<u>Site</u>	<u>Units</u>	<u>Units</u>	<u>Units</u>	<u>Units</u>	<u>Units</u>	<u>Units</u>	<u>Units</u>	<u>Units</u>	<u>Units</u>	<u>Units</u>	<u>Units</u>	<u>Units</u>	<u>Avg</u>	<u>Units</u>
<u>CaseMgmt</u>														
Bethesda Baptist Church	0.00	0.00	0.00	0.00	0.00	0.00	0.00	0.00	0.00	0.00	0.00	0.00	0.00	
Blind/Visually Impaired Senior Center	0.00	0.00	0.00	0.00	1.50	0.00	0.00	0.00	0.00	0.00	0.00	0.00	0.13	1.50
Delta Towers	0.00	0.00	0.00	0.00	0.00	0.00	0.00	0.00	0.00	0.00	0.00	0.00	0.00	
Edgewood Terrace	0.00	0.00	0.00	0.00	0.00	0.00	0.00	0.00	0.00	0.00	0.00	0.00	0.00	
Friendship Terrace	0.00	0.00	0.00	0.00	0.00	0.00	0.00	0.00	0.00	0.00	0.00	0.00	0.00	
Gettysburg	0.00	0.00	0.00	0.00	0.00	0.00	0.00	0.00	0.00	0.00	0.00	0.00	0.00	
Green Valley Apartments	0.00	0.00	0.00	0.00	0.00	0.00	0.00	0.00	0.00	0.00	0.00	0.00	0.00	
Israel Baptist Church	0.00	0.00	0.00	0.00	0.00	0.00	0.00	0.00	0.00	0.00	0.00	0.00	0.00	
Kibar Senior Center	0.00	0.00	0.00	0.00	0.00	0.00	0.00	0.00	0.00	0.00	0.00	0.00	0.00	
Model Cities Senior Wellness Center	0.00	0.00	0.00	0.00	0.00	0.00	0.00	0.00	0.00	0.00	0.00	0.00	0.00	
North Capitol at Plymouth	0.00	0.00	0.00	0.00	0.00	0.00	0.00	0.00	0.00	0.00	0.00	0.00	0.00	
Petersburg	0.00	0.00	0.00	0.00	0.00	0.00	0.00	0.00	0.00	0.00	0.00	0.00	0.00	
Seabury Resources for Aging Ward 5	651.50	301.00	391.00	322.00	421.00	435.50	307.50	316.50	388.50	343.50	549.00	550.00	414.75	4,977.00
Senior Helpings Ward 5	0.00	0.00	0.00	0.00	0.00	0.00	0.00	0.00	0.00	0.00	0.00	0.00	0.00	
Senior Village I	0.00	0.00	0.00	0.00	0.00	0.00	0.00	0.00	0.00	0.00	0.00	0.00	0.00	
Vicksburg	0.00	0.00	0.00	0.00	0.00	0.00	0.00	0.00	0.00	0.00	0.00	0.00	0.00	
Total All Sites	651.50	301.00	391.00	322.00	422.50	435.50	307.50	316.50	388.50	343.50	549.00	550.00	414.88	4,978.50
<u>CGVCaseMgmt</u>														
Bethesda Baptist Church	0.00	0.00	0.00	0.00	0.00	0.00	0.00	0.00	0.00	0.00	0.00	0.00	0.00	
Blind/Visually Impaired Senior Center	0.00	0.00	0.00	0.00	0.00	0.00	0.00	0.00	0.00	0.00	0.00	0.00	0.00	
Delta Towers	0.00	0.00	0.00	0.00	0.00	0.00	0.00	0.00	0.00	0.00	0.00	0.00	0.00	
Edgewood Terrace	0.00	0.00	0.00	0.00	0.00	0.00	0.00	0.00	0.00	0.00	0.00	0.00	0.00	
Friendship Terrace	0.00	0.00	0.00	0.00	0.00	0.00	0.00	0.00	0.00	0.00	0.00	0.00	0.00	
Gettysburg	0.00	0.00	0.00	0.00	0.00	0.00	0.00	0.00	0.00	0.00	0.00	0.00	0.00	
Green Valley Apartments	0.00	0.00	0.00	0.00	0.00	0.00	0.00	0.00	0.00	0.00	0.00	0.00	0.00	
Israel Baptist Church	0.00	0.00	0.00	0.00	0.00	0.00	0.00	0.00	0.00	0.00	0.00	0.00	0.00	
Kibar Senior Center	0.00	0.00	0.00	0.00	0.00	0.00	0.00	0.00	0.00	0.00	0.00	0.00	0.00	
Model Cities Senior Wellness Center	0.00	0.00	0.00	0.00	0.00	0.00	0.00	0.00	0.00	0.00	0.00	0.00	0.00	
North Capitol at Plymouth	0.00	0.00	0.00	0.00	0.00	0.00	0.00	0.00	0.00	0.00	0.00	0.00	0.00	
Petersburg	0.00	0.00	0.00	0.00	0.00	0.00	0.00	0.00	0.00	0.00	0.00	0.00	0.00	

DC Office on Aging and its Senior Service Network

Service Units By Service

<u>Service</u>	Oct	Nov	Dec	Jan	Feb	Mar	Apr	May	Jun	Jul	Aug	Sep	Monthly	YTD
<u>Site</u>	Units	Units	Units	Units	Units	Units	Units	Units	Units	Units	Units	Units	Avg	Units
Seabury Resources for Aging Ward 5	0.00	0.00	0.00	0.00	0.00	0.00	0.00	0.00	0.00	0.00	0.00	0.00	0.00	0.00
Senior Helpings Ward 5	0.00	0.00	0.00	0.00	0.00	0.00	0.00	0.00	0.00	0.00	0.00	0.00	0.00	0.00
Senior Village I	0.00	0.00	0.00	0.00	0.00	0.00	0.00	0.00	0.00	0.00	0.00	0.00	0.00	0.00
Vicksburg	0.00	0.00	0.00	0.00	0.00	0.00	0.00	0.00	0.00	0.00	0.00	0.00	0.00	0.00
Total All Sites	0.00	0.00	0.00	0.00	0.00	0.00	0.00	0.00	0.00	0.00	0.00	0.00	0.00	0.00
<u>CGVCompAssmt</u>														
Bethesda Baptist Church	0.00	0.00	0.00	0.00	0.00	0.00	0.00	0.00	0.00	0.00	0.00	0.00	0.00	0.00
Blind/Visually Impaired Senior Center	0.00	0.00	0.00	0.00	0.00	0.00	0.00	0.00	0.00	0.00	0.00	0.00	0.00	0.00
Delta Towers	0.00	0.00	0.00	0.00	0.00	0.00	0.00	0.00	0.00	0.00	0.00	0.00	0.00	0.00
Edgewood Terrace	0.00	0.00	0.00	0.00	0.00	0.00	0.00	0.00	0.00	0.00	0.00	0.00	0.00	0.00
Friendship Terrace	0.00	0.00	0.00	0.00	0.00	0.00	0.00	0.00	0.00	0.00	0.00	0.00	0.00	0.00
Gettysburg	0.00	0.00	0.00	0.00	0.00	0.00	0.00	0.00	0.00	0.00	0.00	0.00	0.00	0.00
Green Valley Apartments	0.00	0.00	0.00	0.00	0.00	0.00	0.00	0.00	0.00	0.00	0.00	0.00	0.00	0.00
Israel Baptist Church	0.00	0.00	0.00	0.00	0.00	0.00	0.00	0.00	0.00	0.00	0.00	0.00	0.00	0.00
Kibar Senior Center	0.00	0.00	0.00	0.00	0.00	0.00	0.00	0.00	0.00	0.00	0.00	0.00	0.00	0.00
Model Cities Senior Wellness Center	0.00	0.00	0.00	0.00	0.00	0.00	0.00	0.00	0.00	0.00	0.00	0.00	0.00	0.00
North Capitol at Plymouth	0.00	0.00	0.00	0.00	0.00	0.00	0.00	0.00	0.00	0.00	0.00	0.00	0.00	0.00
Petersburg	0.00	0.00	0.00	0.00	0.00	0.00	0.00	0.00	0.00	0.00	0.00	0.00	0.00	0.00
Seabury Resources for Aging Ward 5	0.00	0.00	0.00	0.00	0.00	0.00	0.00	0.00	0.00	0.00	0.00	0.00	0.00	0.00
Senior Helpings Ward 5	0.00	0.00	0.00	0.00	0.00	0.00	0.00	0.00	0.00	0.00	0.00	0.00	0.00	0.00
Senior Village I	0.00	0.00	0.00	0.00	0.00	0.00	0.00	0.00	0.00	0.00	0.00	0.00	0.00	0.00
Vicksburg	0.00	0.00	0.00	0.00	0.00	0.00	0.00	0.00	0.00	0.00	0.00	0.00	0.00	0.00
Total All Sites	0.00	0.00	0.00	0.00	0.00	0.00	0.00	0.00	0.00	0.00	0.00	0.00	0.00	0.00
<u>CGVRespite</u>														
Bethesda Baptist Church	0.00	0.00	0.00	0.00	0.00	0.00	0.00	0.00	0.00	0.00	0.00	0.00	0.00	0.00
Blind/Visually Impaired Senior Center	0.00	0.00	0.00	0.00	0.00	0.00	0.00	0.00	0.00	0.00	0.00	0.00	0.00	0.00
Delta Towers	0.00	0.00	0.00	0.00	0.00	0.00	0.00	0.00	0.00	0.00	0.00	0.00	0.00	0.00
Edgewood Terrace	0.00	0.00	0.00	0.00	0.00	0.00	0.00	0.00	0.00	0.00	0.00	0.00	0.00	0.00
Friendship Terrace	0.00	0.00	0.00	0.00	0.00	0.00	0.00	0.00	0.00	0.00	0.00	0.00	0.00	0.00
Gettysburg	0.00	0.00	0.00	0.00	0.00	0.00	0.00	0.00	0.00	0.00	0.00	0.00	0.00	0.00
Green Valley Apartments	0.00	0.00	0.00	0.00	0.00	0.00	0.00	0.00	0.00	0.00	0.00	0.00	0.00	0.00

DC Office on Aging and its Senior Service Network

Service Units By Service

<u>Service</u>	Oct	Nov	Dec	Jan	Feb	Mar	Apr	May	Jun	Jul	Aug	Sep	Monthly	YTD
<u>Site</u>	Units	Units	Units	Units	Units	Units	Units	Units	Units	Units	Units	Units	Avg	Units
Israel Baptist Church	0.00	0.00	0.00	0.00	0.00	0.00	0.00	0.00	0.00	0.00	0.00	0.00	0.00	0.00
Kibar Senior Center	0.00	0.00	0.00	0.00	0.00	0.00	0.00	0.00	0.00	0.00	0.00	0.00	0.00	0.00
Model Cities Senior Wellness Center	0.00	0.00	0.00	0.00	0.00	0.00	0.00	0.00	0.00	0.00	0.00	0.00	0.00	0.00
North Capitol at Plymouth	0.00	0.00	0.00	0.00	0.00	0.00	0.00	0.00	0.00	0.00	0.00	0.00	0.00	0.00
Petersburg	0.00	0.00	0.00	0.00	0.00	0.00	0.00	0.00	0.00	0.00	0.00	0.00	0.00	0.00
Seabury Resources for Aging Ward 5	0.00	0.00	0.00	0.00	0.00	0.00	0.00	0.00	0.00	0.00	0.00	0.00	0.00	0.00
Senior Helpings Ward 5	0.00	0.00	0.00	0.00	0.00	0.00	0.00	0.00	0.00	0.00	0.00	0.00	0.00	0.00
Senior Village I	0.00	0.00	0.00	0.00	0.00	0.00	0.00	0.00	0.00	0.00	0.00	0.00	0.00	0.00
Vicksburg	0.00	0.00	0.00	0.00	0.00	0.00	0.00	0.00	0.00	0.00	0.00	0.00	0.00	0.00
Total All Sites	0.00	0.00	0.00	0.00	0.00	0.00	0.00	0.00	0.00	0.00	0.00	0.00	0.00	0.00
<u>CGVSupplemental</u>														
Bethesda Baptist Church	0.00	0.00	0.00	0.00	0.00	0.00	0.00	0.00	0.00	0.00	0.00	0.00	0.00	0.00
Blind/Visually Impaired Senior Center	0.00	0.00	0.00	0.00	0.00	0.00	0.00	0.00	0.00	0.00	0.00	0.00	0.00	0.00
Delta Towers	0.00	0.00	0.00	0.00	0.00	0.00	0.00	0.00	0.00	0.00	0.00	0.00	0.00	0.00
Edgewood Terrace	0.00	0.00	0.00	0.00	0.00	0.00	0.00	0.00	0.00	0.00	0.00	0.00	0.00	0.00
Friendship Terrace	0.00	0.00	0.00	0.00	0.00	0.00	0.00	0.00	0.00	0.00	0.00	0.00	0.00	0.00
Gettysburg	0.00	0.00	0.00	0.00	0.00	0.00	0.00	0.00	0.00	0.00	0.00	0.00	0.00	0.00
Green Valley Apartments	0.00	0.00	0.00	0.00	0.00	0.00	0.00	0.00	0.00	0.00	0.00	0.00	0.00	0.00
Israel Baptist Church	0.00	0.00	0.00	0.00	0.00	0.00	0.00	0.00	0.00	0.00	0.00	0.00	0.00	0.00
Kibar Senior Center	0.00	0.00	0.00	0.00	0.00	0.00	0.00	0.00	0.00	0.00	0.00	0.00	0.00	0.00
Model Cities Senior Wellness Center	0.00	0.00	0.00	0.00	0.00	0.00	0.00	0.00	0.00	0.00	0.00	0.00	0.00	0.00
North Capitol at Plymouth	0.00	0.00	0.00	0.00	0.00	0.00	0.00	0.00	0.00	0.00	0.00	0.00	0.00	0.00
Petersburg	0.00	0.00	0.00	0.00	0.00	0.00	0.00	0.00	0.00	0.00	0.00	0.00	0.00	0.00
Seabury Resources for Aging Ward 5	0.00	0.00	0.00	0.00	0.00	0.00	0.00	0.00	0.00	0.00	0.00	0.00	0.00	0.00
Senior Helpings Ward 5	0.00	0.00	0.00	0.00	0.00	0.00	0.00	0.00	0.00	0.00	0.00	0.00	0.00	0.00
Senior Village I	0.00	0.00	0.00	0.00	0.00	0.00	0.00	0.00	0.00	0.00	0.00	0.00	0.00	0.00
Vicksburg	0.00	0.00	0.00	0.00	0.00	0.00	0.00	0.00	0.00	0.00	0.00	0.00	0.00	0.00
Total All Sites	0.00	0.00	0.00	0.00	0.00	0.00	0.00	0.00	0.00	0.00	0.00	0.00	0.00	0.00
<u>CompAssmt</u>														
Bethesda Baptist Church	0.00	0.00	0.00	0.00	0.00	0.00	0.00	0.00	0.00	0.00	0.00	0.00	0.00	0.00
Blind/Visually Impaired Senior Center	0.00	0.00	0.00	0.00	0.00	0.00	0.00	0.00	0.00	0.00	0.00	0.00	0.00	0.00

DC Office on Aging and its Senior Service Network

Service Units By Service

<u>Service</u>	Oct	Nov	Dec	Jan	Feb	Mar	Apr	May	Jun	Jul	Aug	Sep	Monthly	YTD
<u>Site</u>	Units	Units	Units	Units	Units	Units	Units	Units	Units	Units	Units	Units	Avg	Units
Delta Towers	0.00	0.00	0.00	0.00	0.00	0.00	0.00	0.00	0.00	0.00	0.00	0.00	0.00	
Edgewood Terrace	0.00	0.00	0.00	0.00	0.00	0.00	0.00	0.00	0.00	0.00	0.00	0.00	0.00	
Friendship Terrace	0.00	0.00	0.00	0.00	0.00	0.00	0.00	0.00	0.00	0.00	0.00	0.00	0.00	
Gettysburg	0.00	0.00	0.00	0.00	0.00	0.00	0.00	0.00	0.00	0.00	0.00	0.00	0.00	
Green Valley Apartments	0.00	0.00	0.00	0.00	0.00	0.00	0.00	0.00	0.00	0.00	0.00	0.00	0.00	
Israel Baptist Church	0.00	0.00	0.00	0.00	0.00	0.00	0.00	0.00	0.00	0.00	0.00	0.00	0.00	
Kibar Senior Center	0.00	0.00	0.00	0.00	0.00	0.00	0.00	0.00	0.00	0.00	0.00	0.00	0.00	
Model Cities Senior Wellness Center	0.00	0.00	0.00	0.00	0.00	0.00	0.00	0.00	0.00	0.00	0.00	0.00	0.00	
North Capitol at Plymouth	0.00	0.00	0.00	0.00	0.00	0.00	0.00	0.00	0.00	0.00	0.00	0.00	0.00	
Petersburg	0.00	0.00	0.00	0.00	0.00	0.00	0.00	0.00	0.00	0.00	0.00	0.00	0.00	
Seabury Resources for Aging Ward 5	85.00	65.00	140.00	108.50	97.50	68.50	57.00	41.00	68.00	51.50	68.00	8.00	71.50	858.00
Senior Helpings Ward 5	0.00	0.00	0.00	0.00	0.00	0.00	0.00	0.00	0.00	0.00	0.00	0.00	0.00	
Senior Village I	0.00	0.00	0.00	0.00	0.00	0.00	0.00	0.00	0.00	0.00	0.00	0.00	0.00	
Vicksburg	0.00	0.00	0.00	0.00	0.00	0.00	0.00	0.00	0.00	0.00	0.00	0.00	0.00	
Total All Sites	85.00	65.00	140.00	108.50	97.50	68.50	57.00	41.00	68.00	51.50	68.00	8.00	71.50	858.00

Cong Meal Disabled Under

Bethesda Baptist Church	0.00	0.00	0.00	0.00	0.00	0.00	0.00	0.00	0.00	0.00	0.00	0.00	0.00	
Blind/Visually Impaired Senior Center	0.00	0.00	0.00	0.00	0.00	0.00	0.00	0.00	0.00	0.00	0.00	0.00	0.00	
Delta Towers	0.00	0.00	0.00	0.00	0.00	0.00	0.00	0.00	0.00	0.00	0.00	0.00	0.00	
Edgewood Terrace	0.00	0.00	0.00	0.00	0.00	0.00	0.00	0.00	0.00	0.00	0.00	0.00	0.00	
Friendship Terrace	0.00	0.00	0.00	0.00	0.00	0.00	0.00	0.00	0.00	0.00	0.00	0.00	0.00	
Gettysburg	0.00	0.00	0.00	0.00	0.00	0.00	0.00	0.00	0.00	0.00	0.00	0.00	0.00	
Green Valley Apartments	0.00	0.00	0.00	0.00	0.00	0.00	0.00	0.00	0.00	0.00	0.00	0.00	0.00	
Israel Baptist Church	0.00	0.00	0.00	0.00	0.00	0.00	0.00	0.00	0.00	0.00	0.00	0.00	0.00	
Kibar Senior Center	0.00	0.00	0.00	0.00	0.00	0.00	0.00	0.00	0.00	0.00	0.00	0.00	0.00	
Model Cities Senior Wellness Center	0.00	0.00	0.00	0.00	0.00	0.00	0.00	0.00	0.00	0.00	0.00	0.00	0.00	
North Capitol at Plymouth	0.00	0.00	0.00	0.00	0.00	0.00	0.00	0.00	0.00	0.00	0.00	0.00	0.00	
Petersburg	0.00	0.00	0.00	0.00	0.00	0.00	0.00	0.00	0.00	0.00	0.00	0.00	0.00	
Seabury Resources for Aging Ward 5	0.00	0.00	0.00	0.00	0.00	0.00	0.00	0.00	0.00	0.00	0.00	0.00	0.00	
Senior Helpings Ward 5	0.00	0.00	0.00	0.00	0.00	0.00	0.00	0.00	0.00	0.00	0.00	0.00	0.00	
Senior Village I	0.00	0.00	0.00	0.00	0.00	0.00	0.00	0.00	0.00	0.00	0.00	0.00	0.00	
Vicksburg	0.00	0.00	0.00	0.00	0.00	0.00	0.00	0.00	0.00	0.00	0.00	0.00	0.00	

DC Office on Aging and its Senior Service Network

Service Units By Service

<u>Service</u>	Oct	Nov	Dec	Jan	Feb	Mar	Apr	May	Jun	Jul	Aug	Sep	Monthly	YTD
<u>Site</u>	Units	Units	Units	Units	Units	Units	Units	Units	Units	Units	Units	Units	Avg	Units
Total All Sites	0.00	0.00	0.00	0.00	0.00	0.00	0.00	0.00	0.00	0.00	0.00	0.00	0.00	0.00
Cong Meal Second Servin														
Bethesda Baptist Church	0.00	0.00	0.00	0.00	0.00	0.00	0.00	0.00	0.00	0.00	0.00	0.00	0.00	0.00
Blind/Visually Impaired Senior Center	0.00	0.00	0.00	0.00	0.00	0.00	0.00	0.00	0.00	0.00	0.00	0.00	0.00	0.00
Delta Towers	0.00	0.00	0.00	0.00	0.00	0.00	0.00	0.00	0.00	0.00	0.00	0.00	0.00	0.00
Edgewood Terrace	0.00	0.00	0.00	0.00	0.00	0.00	0.00	0.00	0.00	0.00	0.00	0.00	0.00	0.00
Friendship Terrace	0.00	0.00	0.00	0.00	0.00	0.00	0.00	0.00	0.00	0.00	0.00	0.00	0.00	0.00
Gettysburg	0.00	0.00	0.00	0.00	0.00	0.00	0.00	0.00	0.00	0.00	0.00	0.00	0.00	0.00
Green Valley Apartments	0.00	0.00	0.00	0.00	0.00	0.00	0.00	0.00	0.00	0.00	0.00	0.00	0.00	0.00
Israel Baptist Church	0.00	0.00	0.00	0.00	0.00	0.00	0.00	0.00	0.00	0.00	0.00	0.00	0.00	0.00
Kibar Senior Center	0.00	0.00	0.00	0.00	0.00	0.00	0.00	0.00	0.00	0.00	0.00	0.00	0.00	0.00
Model Cities Senior Wellness Center	0.00	0.00	0.00	0.00	0.00	0.00	0.00	0.00	0.00	0.00	0.00	0.00	0.00	0.00
North Capitol at Plymouth	0.00	0.00	0.00	0.00	0.00	0.00	0.00	0.00	0.00	0.00	0.00	0.00	0.00	0.00
Petersburg	0.00	0.00	0.00	0.00	0.00	0.00	0.00	0.00	0.00	0.00	0.00	0.00	0.00	0.00
Seabury Resources for Aging Ward 5	0.00	0.00	0.00	0.00	0.00	0.00	0.00	0.00	0.00	0.00	0.00	0.00	0.00	0.00
Senior Helpings Ward 5	0.00	0.00	0.00	0.00	0.00	0.00	0.00	0.00	0.00	0.00	0.00	0.00	0.00	0.00
Senior Village I	0.00	0.00	0.00	0.00	0.00	0.00	0.00	0.00	0.00	0.00	0.00	0.00	0.00	0.00
Vicksburg	0.00	0.00	0.00	0.00	0.00	0.00	0.00	0.00	0.00	0.00	0.00	0.00	0.00	0.00
Total All Sites	0.00	0.00	0.00	0.00	0.00	0.00	0.00	0.00	0.00	0.00	0.00	0.00	0.00	0.00
Cong Meal Spouse Under 60														
Bethesda Baptist Church	0.00	0.00	0.00	0.00	0.00	0.00	0.00	0.00	0.00	0.00	0.00	0.00	0.00	0.00
Blind/Visually Impaired Senior Center	0.00	0.00	0.00	0.00	0.00	0.00	0.00	0.00	0.00	0.00	0.00	0.00	0.00	0.00
Delta Towers	0.00	0.00	0.00	0.00	0.00	0.00	0.00	0.00	0.00	0.00	0.00	0.00	0.00	0.00
Edgewood Terrace	0.00	0.00	0.00	0.00	0.00	0.00	0.00	0.00	0.00	0.00	0.00	0.00	0.00	0.00
Friendship Terrace	0.00	0.00	0.00	0.00	0.00	0.00	0.00	0.00	0.00	0.00	0.00	0.00	0.00	0.00
Gettysburg	0.00	0.00	0.00	0.00	0.00	0.00	0.00	0.00	0.00	0.00	0.00	0.00	0.00	0.00
Green Valley Apartments	0.00	0.00	0.00	0.00	0.00	0.00	0.00	0.00	0.00	0.00	0.00	0.00	0.00	0.00
Israel Baptist Church	0.00	0.00	0.00	0.00	0.00	0.00	0.00	0.00	0.00	0.00	0.00	0.00	0.00	0.00
Kibar Senior Center	0.00	0.00	0.00	0.00	0.00	0.00	0.00	0.00	0.00	0.00	0.00	0.00	0.00	0.00
Model Cities Senior Wellness Center	0.00	0.00	0.00	0.00	0.00	0.00	0.00	0.00	0.00	0.00	0.00	0.00	0.00	0.00
North Capitol at Plymouth	0.00	0.00	0.00	0.00	0.00	0.00	0.00	0.00	0.00	0.00	0.00	0.00	0.00	0.00

DC Office on Aging and its Senior Service Network

Service Units By Service

<u>Service</u>	Oct	Nov	Dec	Jan	Feb	Mar	Apr	May	Jun	Jul	Aug	Sep	Monthly	YTD
<u>Site</u>	Units	Units	Units	Units	Units	Units	Units	Units	Units	Units	Units	Units	Avg	Units
Petersburg	0.00	0.00	0.00	0.00	0.00	0.00	0.00	0.00	0.00	0.00	0.00	0.00	0.00	0.00
Seabury Resources for Aging Ward 5	0.00	0.00	0.00	0.00	0.00	0.00	0.00	0.00	0.00	0.00	0.00	0.00	0.00	0.00
Senior Helpings Ward 5	0.00	0.00	0.00	0.00	0.00	0.00	0.00	0.00	0.00	0.00	0.00	0.00	0.00	0.00
Senior Village I	0.00	0.00	0.00	0.00	0.00	0.00	0.00	0.00	0.00	0.00	0.00	0.00	0.00	0.00
Vicksburg	0.00	0.00	0.00	0.00	0.00	0.00	0.00	0.00	0.00	0.00	0.00	0.00	0.00	0.00
Total All Sites	0.00	0.00	0.00	0.00	0.00	0.00	0.00	0.00	0.00	0.00	0.00	0.00	0.00	0.00

Cong Meal Trash

Bethesda Baptist Church	0.00	0.00	0.00	0.00	0.00	0.00	0.00	0.00	0.00	0.00	0.00	0.00	0.00	0.00
Blind/Visually Impaired Senior Center	0.00	0.00	0.00	0.00	0.00	0.00	0.00	0.00	0.00	0.00	0.00	0.00	0.00	0.00
Delta Towers	0.00	0.00	0.00	0.00	0.00	0.00	0.00	0.00	0.00	0.00	0.00	0.00	0.00	0.00
Edgewood Terrace	0.00	0.00	0.00	0.00	0.00	0.00	0.00	0.00	0.00	0.00	0.00	0.00	0.00	0.00
Friendship Terrace	0.00	0.00	0.00	0.00	0.00	0.00	0.00	0.00	0.00	0.00	0.00	0.00	0.00	0.00
Gettysburg	0.00	0.00	0.00	0.00	0.00	0.00	0.00	0.00	0.00	0.00	0.00	0.00	0.00	0.00
Green Valley Apartments	0.00	0.00	0.00	0.00	0.00	0.00	0.00	0.00	0.00	0.00	0.00	0.00	0.00	0.00
Israel Baptist Church	0.00	0.00	0.00	0.00	0.00	0.00	0.00	0.00	0.00	0.00	0.00	0.00	0.00	0.00
Kibar Senior Center	0.00	0.00	0.00	0.00	0.00	0.00	0.00	0.00	0.00	0.00	0.00	0.00	0.00	0.00
Model Cities Senior Wellness Center	0.00	0.00	0.00	0.00	0.00	0.00	0.00	0.00	0.00	0.00	0.00	0.00	0.00	0.00
North Capitol at Plymouth	0.00	0.00	0.00	0.00	0.00	0.00	0.00	0.00	0.00	0.00	0.00	0.00	0.00	0.00
Petersburg	0.00	0.00	0.00	0.00	0.00	0.00	0.00	0.00	0.00	0.00	0.00	0.00	0.00	0.00
Seabury Resources for Aging Ward 5	0.00	0.00	0.00	0.00	0.00	0.00	0.00	0.00	0.00	0.00	0.00	0.00	0.00	0.00
Senior Helpings Ward 5	0.00	0.00	0.00	0.00	0.00	0.00	0.00	0.00	0.00	0.00	0.00	0.00	0.00	0.00
Senior Village I	0.00	0.00	0.00	0.00	0.00	0.00	0.00	0.00	0.00	0.00	0.00	0.00	0.00	0.00
Vicksburg	0.00	0.00	0.00	0.00	0.00	0.00	0.00	0.00	0.00	0.00	0.00	0.00	0.00	0.00
Total All Sites	0.00	0.00	0.00	0.00	0.00	0.00	0.00	0.00	0.00	0.00	0.00	0.00	0.00	0.00

Cong Meal Volunteer Under

Bethesda Baptist Church	0.00	0.00	0.00	0.00	0.00	0.00	0.00	0.00	0.00	0.00	0.00	0.00	0.00	0.00
Blind/Visually Impaired Senior Center	0.00	0.00	0.00	0.00	0.00	0.00	0.00	0.00	0.00	0.00	0.00	0.00	0.00	0.00
Delta Towers	0.00	0.00	0.00	0.00	0.00	0.00	0.00	0.00	0.00	0.00	0.00	0.00	0.00	0.00
Edgewood Terrace	0.00	0.00	0.00	0.00	0.00	0.00	0.00	0.00	0.00	0.00	0.00	0.00	0.00	0.00
Friendship Terrace	0.00	0.00	0.00	0.00	0.00	0.00	0.00	0.00	0.00	0.00	0.00	0.00	0.00	0.00
Gettysburg	0.00	0.00	0.00	0.00	0.00	0.00	0.00	0.00	0.00	0.00	0.00	0.00	0.00	0.00

DC Office on Aging and its Senior Service Network

Service Units By Service

<u>Service</u>	Oct	Nov	Dec	Jan	Feb	Mar	Apr	May	Jun	Jul	Aug	Sep	Monthly	YTD
<u>Site</u>	Units	Units	Units	Units	Units	Units	Units	Units	Units	Units	Units	Units	Avg	Units
Green Valley Apartments	0.00	0.00	0.00	0.00	0.00	0.00	0.00	0.00	0.00	0.00	0.00	0.00	0.00	0.00
Israel Baptist Church	0.00	0.00	0.00	0.00	0.00	0.00	0.00	0.00	0.00	0.00	0.00	0.00	0.00	0.00
Kibar Senior Center	0.00	0.00	0.00	0.00	0.00	0.00	0.00	0.00	0.00	0.00	0.00	0.00	0.00	0.00
Model Cities Senior Wellness Center	0.00	0.00	0.00	0.00	0.00	0.00	0.00	0.00	0.00	0.00	0.00	0.00	0.00	0.00
North Capitol at Plymouth	0.00	0.00	0.00	0.00	0.00	0.00	0.00	0.00	0.00	0.00	0.00	0.00	0.00	0.00
Petersburg	0.00	0.00	0.00	0.00	0.00	0.00	0.00	0.00	0.00	0.00	0.00	0.00	0.00	0.00
Seabury Resources for Aging Ward 5	0.00	0.00	0.00	0.00	0.00	0.00	0.00	0.00	0.00	0.00	0.00	0.00	0.00	0.00
Senior Helpings Ward 5	0.00	0.00	0.00	0.00	0.00	0.00	0.00	0.00	0.00	0.00	0.00	0.00	0.00	0.00
Senior Village I	0.00	0.00	0.00	0.00	0.00	0.00	0.00	0.00	0.00	0.00	0.00	0.00	0.00	0.00
Vicksburg	0.00	0.00	0.00	0.00	0.00	0.00	0.00	0.00	0.00	0.00	0.00	0.00	0.00	0.00
Total All Sites	0.00	0.00	0.00	0.00	0.00	0.00	0.00	0.00	0.00	0.00	0.00	0.00	0.00	0.00

CongrMeal

Bethesda Baptist Church	0.00	0.00	0.00	0.00	0.00	0.00	0.00	0.00	0.00	0.00	0.00	0.00	0.00	0.00
Blind/Visually Impaired Senior Center	212.00	188.00	215.00	119.00	153.00	190.00	192.00	221.00	231.00	204.00	232.00	213.00	197.50	2,370.00
Delta Towers	539.00	436.00	531.00	402.00	492.00	598.00	509.00	536.00	547.00	521.00	597.00	568.00	523.00	6,276.00
Edgewood Terrace	328.00	318.00	346.00	222.00	264.00	322.00	240.00	346.00	371.00	396.00	460.00	420.00	336.08	4,033.00
Friendship Terrace	0.00	0.00	0.00	0.00	0.00	0.00	0.00	0.00	0.00	0.00	0.00	0.00	0.00	0.00
Gettysburg	794.00	710.00	903.00	683.00	828.00	966.00	843.00	856.00	922.00	834.00	954.00	910.00	850.25	10,203.00
Green Valley Apartments	591.00	535.00	719.00	616.00	758.00	920.00	798.00	826.00	885.00	800.00	777.00	692.00	743.08	8,917.00
Israel Baptist Church	198.00	172.00	194.00	111.00	181.00	198.00	200.00	198.00	209.00	200.00	180.00	210.00	187.58	2,251.00
Kibar Senior Center	531.00	453.00	539.00	368.00	485.00	594.00	526.00	513.00	375.00	377.00	569.00	500.00	485.83	5,830.00
Model Cities Senior Wellness Center	1,142.00	989.00	1,081.00	794.00	1,175.00	1,304.00	1,260.00	1,351.00	1,115.00	1,282.00	1,466.00	1,374.00	1,194.42	14,333.00
North Capitol at Plymouth	337.00	291.00	360.00	258.00	312.00	390.00	340.00	353.00	350.00	315.00	368.00	322.00	333.00	3,996.00
Petersburg	704.00	627.00	743.00	622.00	713.00	833.00	730.00	759.00	765.00	736.00	836.00	813.00	740.08	8,881.00
Seabury Resources for Aging Ward 5	0.00	0.00	0.00	0.00	0.00	0.00	0.00	12.00	0.00	0.00	0.00	0.00	1.00	12.00
Senior Helpings Ward 5	0.00	0.00	0.00	0.00	0.00	0.00	0.00	0.00	0.00	0.00	0.00	0.00	0.00	0.00
Senior Village I	460.00	385.00	475.00	385.00	424.00	501.00	373.00	451.00	475.00	437.00	502.00	458.00	443.83	5,326.00
Vicksburg	350.00	319.00	436.00	323.00	397.00	433.00	397.00	434.00	434.00	417.00	458.00	420.00	401.50	4,818.00
Total All Sites	6,186.00	5,423.00	6,542.00	4,903.00	6,182.00	7,249.00	6,408.00	6,856.00	6,679.00	6,519.00	7,399.00	6,900.00	6,437.17	77,246.00

Counseling

Bethesda Baptist Church	0.00	0.00	0.00	0.00	0.00	0.00	0.00	0.00	0.00	0.00	0.00	0.00	0.00	0.00
-------------------------	------	------	------	------	------	------	------	------	------	------	------	------	------	------

DC Office on Aging and its Senior Service Network

Service Units By Service

<u>Service</u>	Oct	Nov	Dec	Jan	Feb	Mar	Apr	May	Jun	Jul	Aug	Sep	Monthly	YTD
<u>Site</u>	Units	Units	Units	Units	Units	Units	Units	Units	Units	Units	Units	Units	Avg	Units
Blind/Visually Impaired Senior Center	377.00	287.00	263.50	141.00	214.00	295.50	343.00	345.50	0.00	110.00	223.00	193.50	232.75	2,793.00
Delta Towers	0.00	0.00	0.00	0.00	0.00	0.00	0.00	0.00	0.00	0.00	0.00	0.00	0.00	
Edgewood Terrace	0.00	0.00	0.00	0.00	0.00	0.00	0.00	0.00	0.00	0.00	0.00	0.00	0.00	
Friendship Terrace	0.00	0.00	0.00	0.00	0.00	0.00	0.00	0.00	0.00	0.00	0.00	0.00	0.00	
Gettysburg	14.00	0.00	0.00	0.00	1.00	0.00	0.00	0.00	0.00	0.00	0.00	0.00	1.25	15.00
Green Valley Apartments	0.00	0.00	0.00	0.00	0.00	0.00	0.00	0.00	0.00	0.00	0.00	0.00	0.00	
Israel Baptist Church	0.00	0.00	0.00	0.00	0.00	0.00	0.00	0.00	0.00	0.00	0.00	0.00	0.00	
Kibar Senior Center	0.00	0.00	0.00	0.00	0.00	0.00	0.00	0.00	0.00	0.00	0.00	0.00	0.00	
Model Cities Senior Wellness Center	0.00	0.00	0.00	0.00	0.00	0.00	0.00	0.00	0.00	0.00	0.00	0.00	0.00	
North Capitol at Plymouth	0.00	0.00	0.00	0.00	0.00	0.00	0.00	0.00	10.00	0.00	0.00	4.00	1.17	14.00
Petersburg	0.00	0.00	0.00	0.00	0.00	0.00	0.00	0.00	0.00	0.00	0.00	0.00	0.00	
Seabury Resources for Aging Ward 5	255.50	482.50	90.50	147.00	567.50	17.50	155.50	0.00	49.50	6.50	15.50	130.50	159.83	1,918.00
Senior Helpings Ward 5	0.00	0.00	0.00	0.00	0.00	0.00	0.00	0.00	0.00	0.00	0.00	0.00	0.00	
Senior Village I	0.00	0.00	0.00	0.00	0.00	0.00	9.00	22.00	0.00	0.00	0.00	0.00	2.58	31.00
Vicksburg	0.00	1.00	0.00	0.00	0.00	0.00	0.00	0.00	0.00	0.00	0.00	0.00	0.08	1.00
Total All Sites	646.50	770.50	354.00	288.00	782.50	313.00	507.50	367.50	59.50	116.50	238.50	328.00	397.67	4,772.00

<u>HDMealWkDay</u>	Oct	Nov	Dec	Jan	Feb	Mar	Apr	May	Jun	Jul	Aug	Sep	Monthly	YTD
Bethesda Baptist Church	0.00	0.00	0.00	0.00	0.00	0.00	0.00	0.00	0.00	0.00	0.00	0.00	0.00	
Blind/Visually Impaired Senior Center	0.00	0.00	0.00	0.00	0.00	0.00	0.00	0.00	0.00	0.00	0.00	0.00	0.00	
Delta Towers	42.00	45.00	46.00	34.00	38.00	23.00	7.00	0.00	15.00	20.00	23.00	20.00	26.08	313.00
Edgewood Terrace	105.00	100.00	126.00	98.00	123.00	120.00	90.00	84.00	88.00	80.00	74.00	63.00	95.92	1,151.00
Friendship Terrace	0.00	0.00	0.00	0.00	0.00	0.00	0.00	0.00	0.00	0.00	0.00	0.00	0.00	
Gettysburg	82.00	84.00	92.00	60.00	66.00	69.00	63.00	66.00	66.00	55.00	69.00	66.00	69.83	838.00
Green Valley Apartments	11.00	38.00	48.00	38.00	40.00	46.00	40.00	42.00	44.00	41.00	42.00	42.00	39.33	472.00
Israel Baptist Church	0.00	0.00	0.00	0.00	0.00	0.00	0.00	0.00	0.00	0.00	0.00	0.00	0.00	
Kibar Senior Center	0.00	0.00	0.00	0.00	0.00	0.00	0.00	0.00	0.00	0.00	0.00	0.00	0.00	
Model Cities Senior Wellness Center	0.00	0.00	0.00	0.00	0.00	0.00	0.00	0.00	0.00	0.00	0.00	0.00	0.00	
North Capitol at Plymouth	0.00	0.00	0.00	0.00	0.00	0.00	0.00	0.00	0.00	0.00	0.00	0.00	0.00	
Petersburg	207.00	199.00	207.00	150.00	191.00	177.00	168.00	163.00	175.00	145.00	190.00	159.00	177.58	2,131.00
Seabury Resources for Aging Ward 5	6,495.00	6,343.00	7,620.00	6,342.00	6,715.00	7,014.00	6,287.00	6,620.00	6,658.00	6,502.00	7,429.00	7,070.00	6,757.92	81,095.00
Senior Helpings Ward 5	0.00	0.00	0.00	0.00	0.00	0.00	0.00	0.00	0.00	0.00	0.00	0.00	0.00	
Senior Village I	59.00	63.00	69.00	57.00	63.00	63.00	63.00	58.00	63.00	59.00	62.00	60.00	61.58	739.00

DC Office on Aging and its Senior Service Network

Service Units By Service

<u>Service</u>	Oct	Nov	Dec	Jan	Feb	Mar	Apr	May	Jun	Jul	Aug	Sep	Monthly	YTD
<u>Site</u>	Units	Units	Units	Units	Units	Units	Units	Units	Units	Units	Units	Units	Avg	Units
Vicksburg	84.00	83.00	82.00	60.00	66.00	69.00	63.00	62.00	53.00	31.00	15.00	19.00	57.25	687.00
Total All Sites	7,085.00	6,955.00	8,290.00	6,839.00	7,302.00	7,581.00	6,781.00	7,095.00	7,162.00	6,933.00	7,904.00	7,499.00	7,285.50	87,426.00

<u>HDMealWkEnd</u>	Oct	Nov	Dec	Jan	Feb	Mar	Apr	May	Jun	Jul	Aug	Sep	Monthly	YTD
Bethesda Baptist Church	0.00	0.00	0.00	0.00	0.00	0.00	0.00	0.00	0.00	0.00	0.00	0.00	0.00	0.00
Blind/Visually Impaired Senior Center	0.00	0.00	0.00	0.00	0.00	0.00	0.00	0.00	0.00	0.00	0.00	0.00	0.00	0.00
Delta Towers	0.00	0.00	0.00	0.00	0.00	0.00	0.00	0.00	0.00	0.00	0.00	0.00	0.00	0.00
Edgewood Terrace	0.00	0.00	0.00	0.00	0.00	0.00	0.00	0.00	0.00	0.00	0.00	0.00	0.00	0.00
Friendship Terrace	0.00	0.00	0.00	0.00	0.00	0.00	0.00	0.00	0.00	0.00	0.00	0.00	0.00	0.00
Gettysburg	0.00	0.00	0.00	0.00	0.00	0.00	0.00	0.00	0.00	0.00	0.00	0.00	0.00	0.00
Green Valley Apartments	0.00	0.00	0.00	0.00	0.00	0.00	0.00	0.00	0.00	0.00	0.00	0.00	0.00	0.00
Israel Baptist Church	0.00	0.00	0.00	0.00	0.00	0.00	0.00	0.00	0.00	0.00	0.00	0.00	0.00	0.00
Kibar Senior Center	0.00	0.00	0.00	0.00	0.00	0.00	0.00	0.00	0.00	0.00	0.00	0.00	0.00	0.00
Model Cities Senior Wellness Center	0.00	0.00	0.00	0.00	0.00	0.00	0.00	0.00	0.00	0.00	0.00	0.00	0.00	0.00
North Capitol at Plymouth	0.00	0.00	0.00	0.00	0.00	0.00	0.00	0.00	0.00	0.00	0.00	0.00	0.00	0.00
Petersburg	0.00	0.00	0.00	0.00	0.00	0.00	0.00	0.00	0.00	0.00	0.00	0.00	0.00	0.00
Seabury Resources for Aging Ward 5	2,476.00	2,034.00	2,096.00	2,620.00	2,272.00	2,072.00	2,763.00	2,430.00	2,068.00	2,554.00	2,040.00	2,234.00	2,304.92	27,659.00
Senior Helpings Ward 5	0.00	0.00	0.00	0.00	0.00	0.00	0.00	0.00	0.00	0.00	0.00	0.00	0.00	0.00
Senior Village I	0.00	0.00	0.00	0.00	0.00	0.00	0.00	0.00	0.00	0.00	0.00	0.00	0.00	0.00
Vicksburg	0.00	0.00	0.00	0.00	0.00	0.00	0.00	0.00	0.00	0.00	0.00	0.00	0.00	0.00
Total All Sites	2,476.00	2,034.00	2,096.00	2,620.00	2,272.00	2,072.00	2,763.00	2,430.00	2,068.00	2,554.00	2,040.00	2,234.00	2,304.92	27,659.00

<u>HealthPro</u>	Oct	Nov	Dec	Jan	Feb	Mar	Apr	May	Jun	Jul	Aug	Sep	Monthly	YTD
(No Site)	0.00	0.00	1.00	0.00	0.00	0.00	0.00	0.00	0.00	0.00	0.00	0.00	0.08	1.00
Bethesda Baptist Church	0.00	0.00	0.00	0.00	0.00	0.00	0.00	0.00	0.00	0.00	0.00	0.00	0.00	0.00
Blind/Visually Impaired Senior Center	184.00	125.00	169.00	76.00	113.00	150.00	180.00	177.00	183.00	154.50	197.00	67.50	148.00	1,776.00
Delta Towers	130.00	201.00	142.50	130.50	178.00	131.00	318.00	59.50	113.00	77.50	87.00	52.00	135.00	1,620.00
Edgewood Terrace	248.00	251.00	148.00	105.50	131.00	131.00	229.00	84.50	251.00	172.50	226.50	155.00	177.75	2,133.00
Friendship Terrace	0.00	0.00	0.00	0.00	0.00	0.00	0.00	0.00	0.00	0.00	0.00	0.00	0.00	0.00
Gettysburg	384.00	450.50	380.00	464.00	581.00	370.00	578.00	271.50	599.00	320.50	356.50	325.00	423.33	5,080.00
Green Valley Apartments	557.00	573.00	276.00	537.50	722.00	738.00	763.00	105.00	731.00	399.00	723.00	269.00	532.79	6,393.50
Israel Baptist Church	183.00	162.00	86.00	94.50	153.00	155.00	188.00	73.50	80.00	83.50	162.00	71.00	124.29	1,491.50
Kibar Senior Center	469.00	412.00	510.00	287.00	385.00	306.00	476.00	155.50	314.00	191.00	296.00	143.50	328.75	3,945.00

DC Office on Aging and its Senior Service Network

Service Units By Service

<u>Service</u>	Oct	Nov	Dec	Jan	Feb	Mar	Apr	May	Jun	Jul	Aug	Sep	Monthly	YTD
<u>Site</u>	Units	Units	Units	Units	Units	Units	Units	Units	Units	Units	Units	Units	Avg	Units
Model Cities Senior Wellness Center	0.00	0.00	0.00	0.00	0.00	0.00	0.00	0.00	0.00	0.00	0.00	0.00	0.00	
North Capitol at Plymouth	88.00	174.00	74.00	78.00	142.00	78.00	316.00	114.50	308.00	156.00	335.50	144.50	167.38	2,008.50
Petersburg	264.00	286.00	90.00	184.50	292.00	149.00	342.00	108.00	41.00	182.50	239.50	133.00	192.63	2,311.50
Seabury Resources for Aging Ward 5	0.00	0.00	0.00	0.00	0.00	0.00	0.00	0.00	0.00	0.00	0.00	0.00	0.00	
Senior Helpings Ward 5	0.00	0.00	0.00	0.00	0.00	0.00	0.00	0.00	0.00	0.00	0.00	0.00	0.00	
Senior Village I	65.00	10.00	163.50	36.50	28.00	79.50	272.00	19.50	48.00	27.00	31.50	12.50	66.08	793.00
Vicksburg	109.00	98.00	168.50	306.00	134.00	0.00	328.00	168.50	178.00	24.00	22.00	5.00	128.42	1,541.00
Total All Sites	2,681.00	2,742.50	2,208.50	2,300.00	2,859.00	2,287.50	3,990.00	1,337.00	2,846.00	1,788.00	2,676.50	1,378.00	2,424.50	29,094.00

Literacy

Bethesda Baptist Church	0.00	0.00	0.00	0.00	0.00	0.00	0.00	0.00	0.00	0.00	0.00	0.00	0.00	
Blind/Visually Impaired Senior Center	0.00	0.00	0.00	0.00	0.00	0.00	0.00	0.00	0.00	0.00	0.00	0.00	0.00	
Delta Towers	0.00	0.00	0.00	0.00	0.00	0.00	0.00	0.00	0.00	0.00	0.00	0.00	0.00	
Edgewood Terrace	0.00	0.00	0.00	0.00	0.00	0.00	0.00	0.00	0.00	0.00	0.00	0.00	0.00	
Friendship Terrace	0.00	0.00	0.00	0.00	0.00	0.00	0.00	0.00	0.00	0.00	0.00	0.00	0.00	
Gettysburg	0.00	0.00	0.00	0.00	0.00	0.00	0.00	0.00	0.00	0.00	0.00	0.00	0.00	
Green Valley Apartments	0.00	0.00	0.00	0.00	0.00	0.00	0.00	0.00	0.00	0.00	0.00	0.00	0.00	
Israel Baptist Church	0.00	0.00	0.00	0.00	0.00	0.00	0.00	0.00	0.00	0.00	0.00	0.00	0.00	
Kibar Senior Center	0.00	0.00	0.00	0.00	0.00	0.00	0.00	0.00	0.00	0.00	0.00	0.00	0.00	
Model Cities Senior Wellness Center	0.00	0.00	0.00	0.00	0.00	0.00	0.00	0.00	0.00	0.00	0.00	0.00	0.00	
North Capitol at Plymouth	0.00	0.00	0.00	0.00	0.00	0.00	0.00	0.00	0.00	0.00	0.00	0.00	0.00	
Petersburg	0.00	0.00	0.00	0.00	0.00	0.00	0.00	0.00	0.00	0.00	0.00	0.00	0.00	
Seabury Resources for Aging Ward 5	0.00	0.00	0.00	0.00	0.00	0.00	0.00	0.00	0.00	0.00	0.00	0.00	0.00	
Senior Helpings Ward 5	0.00	0.00	0.00	0.00	0.00	0.00	0.00	0.00	0.00	0.00	0.00	0.00	0.00	
Senior Village I	0.00	0.00	0.00	0.00	0.00	0.00	0.00	0.00	0.00	0.00	0.00	0.00	0.00	
Vicksburg	0.00	0.00	0.00	0.00	0.00	0.00	0.00	0.00	0.00	0.00	0.00	0.00	0.00	
Total All Sites	0.00	0.00	0.00	0.00	0.00	0.00	0.00	0.00	0.00	0.00	0.00	0.00	0.00	

NutrCouns

Bethesda Baptist Church	0.00	0.00	0.00	0.00	0.00	0.00	0.00	0.00	0.00	0.00	0.00	0.00	0.00	
Blind/Visually Impaired Senior Center	0.00	10.00	0.00	0.00	0.00	0.00	0.00	0.00	0.00	0.00	7.00	0.00	1.42	17.00
Delta Towers	0.00	0.00	0.00	0.00	0.00	0.00	0.00	0.00	0.00	0.00	0.00	0.00	0.00	
Edgewood Terrace	0.00	0.00	0.00	0.00	0.00	0.00	0.00	0.00	0.00	0.00	0.00	0.00	0.00	

DC Office on Aging and its Senior Service Network

Service Units By Service

<u>Service</u>	Oct	Nov	Dec	Jan	Feb	Mar	Apr	May	Jun	Jul	Aug	Sep	Monthly	YTD
<u>Site</u>	Units	Units	Units	Units	Units	Units	Units	Units	Units	Units	Units	Units	Avg	Units
Friendship Terrace	0.00	0.00	0.00	0.00	0.00	0.00	0.00	0.00	0.00	0.00	0.00	0.00	0.00	
Gettysburg	14.00	0.00	0.00	0.00	1.00	0.00	0.00	0.00	0.00	0.00	0.00	0.00	1.25	15.00
Green Valley Apartments	0.00	0.00	0.00	0.00	0.00	0.00	0.00	0.00	0.00	0.00	0.00	0.00	0.00	
Israel Baptist Church	0.00	0.00	0.00	16.00	0.00	0.00	0.00	0.00	0.00	0.00	0.00	0.00	1.33	16.00
Kibar Senior Center	0.00	0.00	0.00	0.00	0.00	0.00	0.00	0.00	0.00	0.00	0.00	0.00	0.00	
Model Cities Senior Wellness Center	0.00	0.00	0.00	43.00	0.00	0.00	0.00	0.00	0.00	0.00	0.00	0.00	3.58	43.00
North Capitol at Plymouth	0.00	0.00	0.00	32.00	0.00	0.00	0.00	0.00	0.00	0.00	0.00	4.00	3.00	36.00
Petersburg	0.00	0.00	0.00	0.00	0.00	0.00	0.00	0.00	0.00	2.00	0.00	0.00	0.17	2.00
Seabury Resources for Aging Ward 5	39.00	49.00	45.00	30.00	52.00	0.00	48.00	56.00	10.00	17.00	46.00	56.00	37.33	448.00
Senior Helpings Ward 5	0.00	0.00	0.00	0.00	0.00	0.00	0.00	0.00	0.00	0.00	0.00	0.00	0.00	
Senior Village I	0.00	0.00	0.00	28.00	0.00	0.00	0.00	0.00	0.00	0.00	0.00	0.00	2.33	28.00
Vicksburg	0.00	0.00	0.00	36.00	0.00	0.00	0.00	0.00	0.00	0.00	0.00	0.00	3.00	36.00
Total All Sites	53.00	59.00	45.00	185.00	53.00	0.00	48.00	56.00	10.00	19.00	53.00	60.00	53.42	641.00

NutrEduc

Bethesda Baptist Church	0.00	0.00	0.00	0.00	0.00	0.00	0.00	0.00	0.00	0.00	0.00	0.00	0.00	
Blind/Visually Impaired Senior Center	7.00	35.00	18.00	18.00	18.00	0.00	18.00	114.00	22.00	0.00	26.00	0.00	23.00	276.00
Delta Towers	50.00	47.00	50.00	0.00	23.00	28.00	30.00	140.00	0.00	0.00	28.00	0.00	33.00	396.00
Edgewood Terrace	26.00	31.00	30.00	30.00	30.00	28.00	32.00	184.00	70.00	0.00	0.00	0.00	38.42	461.00
Friendship Terrace	0.00	0.00	0.00	0.00	0.00	0.00	0.00	0.00	0.00	0.00	0.00	0.00	0.00	
Gettysburg	113.00	82.00	64.00	66.00	51.00	0.00	56.00	364.00	102.00	44.00	0.00	48.00	82.50	990.00
Green Valley Apartments	54.00	51.00	56.00	60.00	62.00	0.00	72.00	220.00	74.00	0.00	0.00	6.00	54.58	655.00
Israel Baptist Church	16.00	20.00	16.00	0.00	8.00	0.00	0.00	34.00	0.00	12.00	0.00	0.00	8.83	106.00
Kibar Senior Center	0.00	47.00	50.00	54.00	50.00	0.00	88.00	264.00	48.00	0.00	40.00	0.00	53.42	641.00
Model Cities Senior Wellness Center	0.00	1.00	0.00	3.00	0.00	0.00	0.00	278.00	0.00	0.00	0.00	1.00	23.58	283.00
North Capitol at Plymouth	43.50	16.00	30.00	0.00	16.00	0.00	24.00	54.00	10.00	10.00	0.00	4.00	17.29	207.50
Petersburg	72.00	68.00	68.00	66.00	30.00	0.00	20.00	148.00	18.00	0.00	32.00	0.00	43.50	522.00
Seabury Resources for Aging Ward 5	0.00	16.00	0.00	0.00	0.00	0.00	48.00	48.00	0.00	0.00	0.00	0.00	9.33	112.00
Senior Helpings Ward 5	0.00	0.00	0.00	0.00	0.00	0.00	0.00	0.00	0.00	0.00	0.00	0.00	0.00	
Senior Village I	42.00	44.00	21.00	0.00	36.00	30.00	28.00	250.00	42.00	0.00	0.00	0.00	41.08	493.00
Vicksburg	38.00	1.00	38.00	0.00	14.00	0.00	16.00	42.00	8.00	12.00	0.00	2.00	14.25	171.00
Total All Sites	461.50	459.00	441.00	297.00	338.00	86.00	432.00	2,140.00	394.00	78.00	126.00	61.00	442.79	5,313.50

DC Office on Aging and its Senior Service Network

Service Units By Service

<u>Service</u>	Oct	Nov	Dec	Jan	Feb	Mar	Apr	May	Jun	Jul	Aug	Sep	Monthly	YTD
<u>Site</u>	Units	Units	Units	Units	Units	Units	Units	Units	Units	Units	Units	Units	Avg	Units
<u>Outreach (Event)</u>														
Bethesda Baptist Church	0.00	0.00	0.00	0.00	0.00	0.00	0.00	0.00	0.00	0.00	0.00	0.00	0.00	0.00
Blind/Visually Impaired Senior Center	0.00	0.00	0.00	0.00	0.00	0.00	0.00	0.00	0.00	0.00	0.00	0.00	0.00	0.00
Delta Towers	0.00	0.00	0.00	0.00	0.00	0.00	0.00	0.00	0.00	0.00	0.00	0.00	0.00	0.00
Edgewood Terrace	0.00	0.00	0.00	0.00	0.00	0.00	0.00	0.00	0.00	0.00	0.00	0.00	0.00	0.00
Friendship Terrace	0.00	0.00	0.00	0.00	0.00	0.00	0.00	0.00	0.00	0.00	0.00	0.00	0.00	0.00
Gettysburg	0.00	0.00	0.00	0.00	0.00	0.00	0.00	0.00	0.00	0.00	0.00	0.00	0.00	0.00
Green Valley Apartments	0.00	0.00	0.00	0.00	0.00	0.00	0.00	0.00	0.00	0.00	0.00	0.00	0.00	0.00
Israel Baptist Church	0.00	0.00	0.00	0.00	0.00	0.00	0.00	0.00	0.00	0.00	0.00	0.00	0.00	0.00
Kibar Senior Center	0.00	0.00	0.00	0.00	0.00	0.00	0.00	0.00	0.00	0.00	0.00	0.00	0.00	0.00
Model Cities Senior Wellness Center	0.00	0.00	0.00	0.00	0.00	0.00	0.00	0.00	0.00	0.00	0.00	0.00	0.00	0.00
North Capitol at Plymouth	0.00	0.00	0.00	0.00	0.00	0.00	0.00	0.00	0.00	0.00	0.00	0.00	0.00	0.00
Petersburg	0.00	0.00	0.00	0.00	0.00	0.00	0.00	0.00	0.00	0.00	0.00	0.00	0.00	0.00
Seabury Resources for Aging Ward 5	0.00	0.00	0.00	0.00	0.00	0.00	0.00	0.00	0.00	0.00	0.00	0.00	0.00	0.00
Senior Helpings Ward 5	0.00	0.00	0.00	0.00	0.00	0.00	0.00	0.00	0.00	0.00	0.00	0.00	0.00	0.00
Senior Village I	0.00	0.00	0.00	0.00	0.00	0.00	0.00	0.00	0.00	0.00	0.00	0.00	0.00	0.00
Vicksburg	0.00	0.00	0.00	0.00	0.00	0.00	0.00	0.00	0.00	0.00	0.00	0.00	0.00	0.00
Total All Sites	0.00	0.00	0.00	0.00	0.00	0.00	0.00	0.00	0.00	0.00	0.00	0.00	0.00	0.00
<u>Outreach (Handouts)</u>														
Bethesda Baptist Church	0.00	0.00	0.00	0.00	0.00	0.00	0.00	0.00	0.00	0.00	0.00	0.00	0.00	0.00
Blind/Visually Impaired Senior Center	0.00	0.00	0.00	0.00	0.00	0.00	0.00	0.00	0.00	0.00	0.00	0.00	0.00	0.00
Delta Towers	0.00	0.00	0.00	0.00	0.00	0.00	0.00	0.00	0.00	0.00	0.00	0.00	0.00	0.00
Edgewood Terrace	0.00	0.00	0.00	0.00	0.00	0.00	0.00	0.00	0.00	0.00	0.00	0.00	0.00	0.00
Friendship Terrace	0.00	0.00	0.00	0.00	0.00	0.00	0.00	0.00	0.00	0.00	0.00	0.00	0.00	0.00
Gettysburg	0.00	0.00	0.00	0.00	0.00	0.00	0.00	0.00	0.00	0.00	0.00	0.00	0.00	0.00
Green Valley Apartments	0.00	0.00	0.00	0.00	0.00	0.00	0.00	0.00	0.00	0.00	0.00	0.00	0.00	0.00
Israel Baptist Church	0.00	0.00	0.00	0.00	0.00	0.00	0.00	0.00	0.00	0.00	0.00	0.00	0.00	0.00
Kibar Senior Center	0.00	0.00	0.00	0.00	0.00	0.00	0.00	0.00	0.00	0.00	0.00	0.00	0.00	0.00
Model Cities Senior Wellness Center	0.00	0.00	0.00	0.00	0.00	0.00	0.00	0.00	0.00	0.00	0.00	0.00	0.00	0.00
North Capitol at Plymouth	0.00	0.00	0.00	0.00	0.00	0.00	0.00	0.00	0.00	0.00	0.00	0.00	0.00	0.00
Petersburg	0.00	0.00	0.00	0.00	0.00	0.00	0.00	0.00	0.00	0.00	0.00	0.00	0.00	0.00
Seabury Resources for Aging Ward 5	0.00	0.00	0.00	0.00	0.00	0.00	0.00	0.00	0.00	0.00	0.00	0.00	0.00	0.00

DC Office on Aging and its Senior Service Network

Service Units By Service

<u>Service</u>	Oct	Nov	Dec	Jan	Feb	Mar	Apr	May	Jun	Jul	Aug	Sep	Monthly	YTD
<u>Site</u>	Units	Units	Units	Units	Units	Units	Units	Units	Units	Units	Units	Units	Avg	Units
Senior Helpings Ward 5	0.00	0.00	0.00	0.00	0.00	0.00	0.00	0.00	0.00	0.00	0.00	0.00	0.00	0.00
Senior Village I	0.00	0.00	0.00	0.00	0.00	0.00	0.00	0.00	0.00	0.00	0.00	0.00	0.00	0.00
Vicksburg	0.00	0.00	0.00	0.00	0.00	0.00	0.00	0.00	0.00	0.00	0.00	0.00	0.00	0.00
Total All Sites	0.00	0.00	0.00	0.00	0.00	0.00	0.00	0.00	0.00	0.00	0.00	0.00	0.00	0.00
<u>Outreach (People)</u>														
Bethesda Baptist Church	0.00	0.00	0.00	0.00	0.00	0.00	0.00	0.00	0.00	0.00	0.00	0.00	0.00	0.00
Blind/Visually Impaired Senior Center	0.00	0.00	0.00	0.00	0.00	0.00	0.00	0.00	0.00	0.00	0.00	0.00	0.00	0.00
Delta Towers	0.00	0.00	0.00	0.00	0.00	0.00	0.00	0.00	0.00	0.00	0.00	0.00	0.00	0.00
Edgewood Terrace	0.00	0.00	0.00	0.00	0.00	0.00	0.00	0.00	0.00	0.00	0.00	0.00	0.00	0.00
Friendship Terrace	0.00	0.00	0.00	0.00	0.00	0.00	0.00	0.00	0.00	0.00	0.00	0.00	0.00	0.00
Gettysburg	0.00	0.00	0.00	0.00	0.00	0.00	0.00	0.00	0.00	0.00	0.00	0.00	0.00	0.00
Green Valley Apartments	0.00	0.00	0.00	0.00	0.00	0.00	0.00	0.00	0.00	0.00	0.00	0.00	0.00	0.00
Israel Baptist Church	0.00	0.00	0.00	0.00	0.00	0.00	0.00	0.00	0.00	0.00	0.00	0.00	0.00	0.00
Kibar Senior Center	0.00	0.00	0.00	0.00	0.00	0.00	0.00	0.00	0.00	0.00	0.00	0.00	0.00	0.00
Model Cities Senior Wellness Center	0.00	0.00	0.00	0.00	0.00	0.00	0.00	0.00	0.00	0.00	0.00	0.00	0.00	0.00
North Capitol at Plymouth	0.00	0.00	0.00	0.00	0.00	0.00	0.00	0.00	0.00	0.00	0.00	0.00	0.00	0.00
Petersburg	0.00	0.00	0.00	0.00	0.00	0.00	0.00	0.00	0.00	0.00	0.00	0.00	0.00	0.00
Seabury Resources for Aging Ward 5	0.00	0.00	0.00	0.00	0.00	0.00	0.00	0.00	0.00	0.00	0.00	0.00	0.00	0.00
Senior Helpings Ward 5	0.00	0.00	0.00	0.00	0.00	0.00	0.00	0.00	0.00	0.00	0.00	0.00	0.00	0.00
Senior Village I	0.00	0.00	0.00	0.00	0.00	0.00	0.00	0.00	0.00	0.00	0.00	0.00	0.00	0.00
Vicksburg	0.00	0.00	0.00	0.00	0.00	0.00	0.00	0.00	0.00	0.00	0.00	0.00	0.00	0.00
Total All Sites	0.00	0.00	0.00	0.00	0.00	0.00	0.00	0.00	0.00	0.00	0.00	0.00	0.00	0.00
<u>RecSoc</u>														
Bethesda Baptist Church	0.00	0.00	0.00	0.00	0.00	0.00	0.00	0.00	0.00	0.00	0.00	0.00	0.00	0.00
Blind/Visually Impaired Senior Center	350.00	277.00	306.00	145.00	294.00	175.00	289.00	375.00	337.00	307.00	198.00	151.00	267.00	3,204.00
Delta Towers	842.00	802.00	88.50	614.00	882.00	300.00	632.50	515.00	431.00	339.00	434.00	392.00	522.67	6,272.00
Edgewood Terrace	461.00	338.00	42.50	198.00	337.00	107.00	122.00	103.00	200.00	144.00	127.00	140.00	193.29	2,319.50
Friendship Terrace	0.00	0.00	0.00	0.00	0.00	0.00	0.00	0.00	0.00	0.00	0.00	0.00	0.00	0.00
Gettysburg	1,512.00	1,381.00	246.50	1,366.50	1,661.00	613.00	1,302.00	589.00	780.00	831.00	938.00	604.50	985.38	11,824.50
Green Valley Apartments	1,208.00	1,142.00	141.00	1,063.00	1,544.00	916.00	954.50	695.00	740.00	809.00	830.00	708.00	895.88	10,750.50
Israel Baptist Church	374.00	348.00	47.00	191.00	322.00	249.00	214.50	153.50	82.00	194.00	178.00	207.00	213.33	2,560.00
Kibar Senior Center	1,006.00	844.00	563.00	575.00	914.00	347.00	526.00	356.00	328.00	382.00	520.00	422.00	565.25	6,783.00

DC Office on Aging and its Senior Service Network

Service Units By Service

<u>Service</u>	Oct	Nov	Dec	Jan	Feb	Mar	Apr	May	Jun	Jul	Aug	Sep	Monthly	YTD
<u>Site</u>	Units	Units	Units	Units	Units	Units	Units	Units	Units	Units	Units	Units	Avg	Units
Model Cities Senior Wellness Center	18.00	114.00	0.00	0.00	0.00	0.00	0.00	0.00	0.00	0.00	0.00	2.00	11.17	134.00
North Capitol at Plymouth	206.00	416.50	31.50	210.00	322.00	215.00	419.50	280.50	312.00	318.00	382.00	389.00	291.83	3,502.00
Petersburg	414.00	395.50	16.00	363.50	462.00	137.00	470.00	118.00	41.00	370.00	629.00	277.50	307.79	3,693.50
Seabury Resources for Aging Ward 5	0.00	0.00	0.00	0.00	0.00	0.00	0.00	0.00	0.00	0.00	0.00	0.00	0.00	
Senior Helpings Ward 5	0.00	0.00	0.00	0.00	0.00	0.00	0.00	0.00	0.00	0.00	0.00	0.00	0.00	
Senior Village I	858.00	643.00	715.00	488.50	892.00	394.00	474.00	377.50	317.00	466.00	528.00	355.00	542.33	6,508.00
Vicksburg	185.00	177.50	18.00	431.50	154.00	344.00	384.50	381.50	165.00	52.00	49.00	36.50	198.21	2,378.50
Total All Sites	7,434.00	6,878.50	2,215.00	5,646.00	7,784.00	3,797.00	5,788.50	3,944.00	3,733.00	4,212.00	4,813.00	3,684.50	4,994.13	59,929.50

TransHMeal

Bethesda Baptist Church	0.00	0.00	0.00	0.00	0.00	0.00	0.00	0.00	0.00	0.00	0.00	0.00	0.00	
Blind/Visually Impaired Senior Center	0.00	0.00	0.00	0.00	0.00	0.00	0.00	0.00	0.00	0.00	0.00	0.00	0.00	
Delta Towers	0.00	0.00	0.00	0.00	0.00	0.00	0.00	0.00	0.00	0.00	0.00	0.00	0.00	
Edgewood Terrace	0.00	0.00	0.00	0.00	0.00	0.00	0.00	0.00	0.00	0.00	0.00	0.00	0.00	
Friendship Terrace	0.00	0.00	0.00	0.00	0.00	0.00	0.00	0.00	0.00	0.00	0.00	0.00	0.00	
Gettysburg	0.00	0.00	0.00	0.00	0.00	0.00	0.00	0.00	0.00	0.00	0.00	0.00	0.00	
Green Valley Apartments	0.00	0.00	0.00	0.00	0.00	0.00	0.00	0.00	0.00	0.00	0.00	0.00	0.00	
Israel Baptist Church	0.00	0.00	0.00	0.00	0.00	0.00	0.00	0.00	0.00	0.00	0.00	0.00	0.00	
Kibar Senior Center	0.00	0.00	0.00	0.00	0.00	0.00	0.00	0.00	0.00	0.00	0.00	0.00	0.00	
Model Cities Senior Wellness Center	0.00	0.00	0.00	0.00	0.00	0.00	0.00	0.00	0.00	0.00	0.00	0.00	0.00	
North Capitol at Plymouth	0.00	0.00	0.00	0.00	0.00	0.00	0.00	0.00	0.00	0.00	0.00	0.00	0.00	
Petersburg	0.00	0.00	0.00	0.00	0.00	0.00	0.00	0.00	0.00	0.00	0.00	0.00	0.00	
Seabury Resources for Aging Ward 5	0.00	0.00	0.00	0.00	0.00	0.00	0.00	0.00	0.00	0.00	0.00	0.00	0.00	
Senior Helpings Ward 5	0.00	0.00	0.00	0.00	0.00	0.00	0.00	0.00	0.00	0.00	0.00	0.00	0.00	
Senior Village I	0.00	0.00	0.00	0.00	0.00	0.00	0.00	0.00	0.00	0.00	0.00	0.00	0.00	
Vicksburg	0.00	0.00	0.00	0.00	0.00	0.00	0.00	0.00	0.00	0.00	0.00	0.00	0.00	
Total All Sites	0.00	0.00	0.00	0.00	0.00	0.00	0.00	0.00	0.00	0.00	0.00	0.00	0.00	

TransSites

Bethesda Baptist Church	0.00	0.00	0.00	0.00	0.00	0.00	0.00	0.00	0.00	0.00	0.00	0.00	0.00	
Blind/Visually Impaired Senior Center	0.00	0.00	0.00	0.00	0.00	0.00	0.00	0.00	0.00	0.00	0.00	0.00	0.00	
Delta Towers	0.00	0.00	0.00	0.00	0.00	0.00	0.00	0.00	0.00	0.00	0.00	0.00	0.00	
Edgewood Terrace	0.00	0.00	0.00	0.00	0.00	0.00	0.00	0.00	0.00	0.00	0.00	0.00	0.00	

DC Office on Aging and its Senior Service Network

Service Units By Service

<u>Service</u>	<u>Oct</u>	<u>Nov</u>	<u>Dec</u>	<u>Jan</u>	<u>Feb</u>	<u>Mar</u>	<u>Apr</u>	<u>May</u>	<u>Jun</u>	<u>Jul</u>	<u>Aug</u>	<u>Sep</u>	<u>Monthly</u>	<u>YTD</u>
<u>Site</u>	<u>Units</u>	<u>Units</u>	<u>Units</u>	<u>Units</u>	<u>Units</u>	<u>Units</u>	<u>Units</u>	<u>Units</u>	<u>Units</u>	<u>Units</u>	<u>Units</u>	<u>Units</u>	<u>Avg</u>	<u>Units</u>
Friendship Terrace	0.00	0.00	0.00	0.00	0.00	0.00	0.00	0.00	0.00	0.00	0.00	0.00	0.00	0.00
Gettysburg	0.00	0.00	0.00	0.00	0.00	0.00	0.00	0.00	0.00	0.00	0.00	0.00	0.00	0.00
Green Valley Apartments	0.00	0.00	0.00	0.00	0.00	0.00	0.00	0.00	0.00	0.00	0.00	0.00	0.00	0.00
Israel Baptist Church	0.00	0.00	0.00	0.00	0.00	0.00	0.00	0.00	0.00	0.00	0.00	0.00	0.00	0.00
Kibar Senior Center	0.00	0.00	0.00	0.00	0.00	0.00	0.00	0.00	0.00	0.00	0.00	0.00	0.00	0.00
Model Cities Senior Wellness Center	0.00	0.00	0.00	0.00	0.00	0.00	0.00	0.00	0.00	0.00	0.00	0.00	0.00	0.00
North Capitol at Plymouth	0.00	0.00	0.00	0.00	0.00	0.00	0.00	0.00	0.00	0.00	0.00	0.00	0.00	0.00
Petersburg	0.00	0.00	0.00	0.00	0.00	0.00	0.00	0.00	0.00	0.00	0.00	0.00	0.00	0.00
Seabury Resources for Aging Ward 5	0.00	0.00	0.00	0.00	0.00	0.00	0.00	0.00	0.00	0.00	0.00	0.00	0.00	0.00
Senior Helpings Ward 5	0.00	0.00	0.00	0.00	0.00	0.00	0.00	0.00	0.00	0.00	0.00	0.00	0.00	0.00
Senior Village I	0.00	0.00	0.00	0.00	0.00	0.00	0.00	0.00	0.00	0.00	0.00	0.00	0.00	0.00
Vicksburg	0.00	0.00	0.00	0.00	0.00	0.00	0.00	0.00	0.00	0.00	0.00	0.00	0.00	0.00
Total All Sites	0.00	0.00	0.00	0.00	0.00	0.00	0.00	0.00	0.00	0.00	0.00	0.00	0.00	0.00

DC Office on Aging and its Senior Service Network

Service Units By Service

From: 10/1/2015

To: 9/30/2016

Fiscal Year: 2016

Seabury Resources for Aging Ward 6

<u>Service</u>	<u>Oct</u>	<u>Nov</u>	<u>Dec</u>	<u>Jan</u>	<u>Feb</u>	<u>Mar</u>	<u>Apr</u>	<u>May</u>	<u>Jun</u>	<u>Jul</u>	<u>Aug</u>	<u>Sep</u>	<u>Monthly</u>	<u>YTD</u>
<u>Site</u>	<u>Units</u>	<u>Units</u>	<u>Units</u>	<u>Units</u>	<u>Units</u>	<u>Units</u>	<u>Units</u>	<u>Units</u>	<u>Units</u>	<u>Units</u>	<u>Units</u>	<u>Units</u>	<u>Avg</u>	<u>Units</u>
<u>CaseMgmt</u>														
Aging Services Ward 6	239.50	234.00	245.00	192.50	235.50	244.50	210.00	210.00	258.50	235.00	253.00	188.00	228.79	2,745.50
Arthur Capper Senior Center	0.00	0.00	0.00	0.00	0.00	0.00	0.00	0.00	0.00	0.00	0.00	0.00	0.00	
Asbury Dwelling	0.00	0.00	0.00	0.00	0.00	0.00	0.00	0.00	0.00	0.00	0.00	0.00	0.00	
Capitol Hill Towers	0.00	0.00	0.00	0.00	0.00	0.00	0.00	0.00	0.00	0.00	0.00	0.00	0.00	
Greenleaf	0.00	0.00	0.00	0.00	0.00	0.00	0.00	0.00	0.00	0.00	0.00	0.00	0.00	
Hayes Wellness Center	0.00	0.00	0.00	0.00	0.00	0.00	0.00	0.00	0.00	0.00	0.00	0.00	0.00	
Judiciary House	0.00	0.00	0.00	0.00	0.00	0.00	0.00	0.00	0.00	0.00	0.00	0.00	0.00	
Museum Square	0.00	0.00	0.00	0.00	0.00	0.00	0.00	0.00	0.00	0.00	0.00	0.00	0.00	
Potomac Gardens	0.00	0.00	0.00	0.00	0.00	0.00	0.00	0.00	0.00	0.00	0.00	0.00	0.00	
Sibley Plaza	0.00	0.00	0.00	0.00	0.00	0.00	0.00	0.00	0.00	0.00	0.00	0.00	0.00	
St Monica's Episcopal Church	0.00	0.00	0.00	0.00	0.00	0.00	0.00	0.00	0.00	0.00	0.00	0.00	0.00	
Sursum Corda	0.00	0.00	0.00	0.00	0.00	0.00	0.00	0.00	0.00	0.00	0.00	0.00	0.00	
Tyler House	0.00	0.00	0.00	0.00	0.00	0.00	0.00	0.00	0.00	0.00	0.00	0.00	0.00	
Total All Sites	239.50	234.00	245.00	192.50	235.50	244.50	210.00	210.00	258.50	235.00	253.00	188.00	228.79	2,745.50
<u>CGVCaseMgmt</u>														
Aging Services Ward 6	0.00	0.00	0.00	0.00	9.00	0.00	0.00	0.00	0.00	0.00	0.00	0.00	0.75	9.00
Arthur Capper Senior Center	0.00	0.00	0.00	0.00	0.00	0.00	0.00	0.00	0.00	0.00	0.00	0.00	0.00	
Asbury Dwelling	0.00	0.00	0.00	0.00	0.00	0.00	0.00	0.00	0.00	0.00	0.00	0.00	0.00	
Capitol Hill Towers	0.00	0.00	0.00	0.00	0.00	0.00	0.00	0.00	0.00	0.00	0.00	0.00	0.00	
Greenleaf	0.00	0.00	0.00	0.00	0.00	0.00	0.00	0.00	0.00	0.00	0.00	0.00	0.00	
Hayes Wellness Center	0.00	0.00	0.00	0.00	0.00	0.00	0.00	0.00	0.00	0.00	0.00	0.00	0.00	
Judiciary House	0.00	0.00	0.00	0.00	0.00	0.00	0.00	0.00	0.00	0.00	0.00	0.00	0.00	
Museum Square	0.00	0.00	0.00	0.00	0.00	0.00	0.00	0.00	0.00	0.00	0.00	0.00	0.00	
Potomac Gardens	0.00	0.00	0.00	0.00	0.00	0.00	0.00	0.00	0.00	0.00	0.00	0.00	0.00	
Sibley Plaza	0.00	0.00	0.00	0.00	0.00	0.00	0.00	0.00	0.00	0.00	0.00	0.00	0.00	
St Monica's Episcopal Church	0.00	0.00	0.00	0.00	0.00	0.00	0.00	0.00	0.00	0.00	0.00	0.00	0.00	
Sursum Corda	0.00	0.00	0.00	0.00	0.00	0.00	0.00	0.00	0.00	0.00	0.00	0.00	0.00	
Tyler House	0.00	0.00	0.00	0.00	0.00	0.00	0.00	0.00	0.00	0.00	0.00	0.00	0.00	
Total All Sites	0.00	0.00	0.00	0.00	9.00	0.00	0.00	0.00	0.00	0.00	0.00	0.00	0.75	9.00
<u>CGVCompAssmt</u>														
Aging Services Ward 6	0.00	0.00	0.00	0.00	0.00	0.00	0.00	0.00	0.00	0.00	0.00	0.00	0.00	
Arthur Capper Senior Center	0.00	0.00	0.00	0.00	0.00	0.00	0.00	0.00	0.00	0.00	0.00	0.00	0.00	

DC Office on Aging and its Senior Service Network

Service Units By Service

<u>Service</u>	Oct	Nov	Dec	Jan	Feb	Mar	Apr	May	Jun	Jul	Aug	Sep	Monthly	YTD
<u>Site</u>	Units	Units	Units	Units	Units	Units	Units	Units	Units	Units	Units	Units	Avg	Units
Asbury Dwelling	0.00	0.00	0.00	0.00	0.00	0.00	0.00	0.00	0.00	0.00	0.00	0.00	0.00	0.00
Capitol Hill Towers	0.00	0.00	0.00	0.00	0.00	0.00	0.00	0.00	0.00	0.00	0.00	0.00	0.00	0.00
Greenleaf	0.00	0.00	0.00	0.00	0.00	0.00	0.00	0.00	0.00	0.00	0.00	0.00	0.00	0.00
Hayes Wellness Center	0.00	0.00	0.00	0.00	0.00	0.00	0.00	0.00	0.00	0.00	0.00	0.00	0.00	0.00
Judiciary House	0.00	0.00	0.00	0.00	0.00	0.00	0.00	0.00	0.00	0.00	0.00	0.00	0.00	0.00
Museum Square	0.00	0.00	0.00	0.00	0.00	0.00	0.00	0.00	0.00	0.00	0.00	0.00	0.00	0.00
Potomac Gardens	0.00	0.00	0.00	0.00	0.00	0.00	0.00	0.00	0.00	0.00	0.00	0.00	0.00	0.00
Sibley Plaza	0.00	0.00	0.00	0.00	0.00	0.00	0.00	0.00	0.00	0.00	0.00	0.00	0.00	0.00
St Monica's Episcopal Church	0.00	0.00	0.00	0.00	0.00	0.00	0.00	0.00	0.00	0.00	0.00	0.00	0.00	0.00
Sursum Corda	0.00	0.00	0.00	0.00	0.00	0.00	0.00	0.00	0.00	0.00	0.00	0.00	0.00	0.00
Tyler House	0.00	0.00	0.00	0.00	0.00	0.00	0.00	0.00	0.00	0.00	0.00	0.00	0.00	0.00
Total All Sites	0.00	0.00	0.00	0.00	0.00	0.00	0.00	0.00	0.00	0.00	0.00	0.00	0.00	0.00
<u>CGVCounseling</u>														
Aging Services Ward 6	0.00	0.00	0.00	0.00	0.00	0.00	0.00	0.00	0.00	0.00	0.00	0.00	0.00	0.00
Arthur Capper Senior Center	0.00	0.00	0.00	0.00	0.00	0.00	0.00	0.00	0.00	0.00	0.00	0.00	0.00	0.00
Asbury Dwelling	0.00	0.00	0.00	0.00	0.00	0.00	0.00	0.00	0.00	0.00	0.00	0.00	0.00	0.00
Capitol Hill Towers	0.00	0.00	0.00	0.00	0.00	0.00	0.00	0.00	0.00	0.00	0.00	0.00	0.00	0.00
Greenleaf	0.00	0.00	0.00	0.00	0.00	0.00	0.00	0.00	0.00	0.00	0.00	0.00	0.00	0.00
Hayes Wellness Center	0.00	0.00	0.00	0.00	0.00	0.00	0.00	0.00	0.00	0.00	0.00	0.00	0.00	0.00
Judiciary House	0.00	0.00	0.00	0.00	0.00	0.00	0.00	0.00	0.00	0.00	0.00	0.00	0.00	0.00
Museum Square	0.00	0.00	0.00	0.00	0.00	0.00	0.00	0.00	0.00	0.00	0.00	0.00	0.00	0.00
Potomac Gardens	0.00	0.00	0.00	0.00	0.00	0.00	0.00	0.00	0.00	0.00	0.00	0.00	0.00	0.00
Sibley Plaza	0.00	0.00	0.00	0.00	0.00	0.00	0.00	0.00	0.00	0.00	0.00	0.00	0.00	0.00
St Monica's Episcopal Church	0.00	0.00	0.00	0.00	0.00	0.00	0.00	0.00	0.00	0.00	0.00	0.00	0.00	0.00
Sursum Corda	0.00	0.00	0.00	0.00	0.00	0.00	0.00	0.00	0.00	0.00	0.00	0.00	0.00	0.00
Tyler House	0.00	0.00	0.00	0.00	0.00	0.00	0.00	0.00	0.00	0.00	0.00	0.00	0.00	0.00
Total All Sites	0.00	0.00	0.00	0.00	0.00	0.00	0.00	0.00	0.00	0.00	0.00	0.00	0.00	0.00
<u>CGVRespite</u>														
Aging Services Ward 6	0.00	0.00	0.00	0.00	0.00	0.00	0.00	0.00	0.00	0.00	0.00	0.00	0.00	0.00
Arthur Capper Senior Center	0.00	0.00	0.00	0.00	0.00	0.00	0.00	0.00	0.00	0.00	0.00	0.00	0.00	0.00
Asbury Dwelling	0.00	0.00	0.00	0.00	0.00	0.00	0.00	0.00	0.00	0.00	0.00	0.00	0.00	0.00
Capitol Hill Towers	0.00	0.00	0.00	0.00	0.00	0.00	0.00	0.00	0.00	0.00	0.00	0.00	0.00	0.00
Greenleaf	0.00	0.00	0.00	0.00	0.00	0.00	0.00	0.00	0.00	0.00	0.00	0.00	0.00	0.00
Hayes Wellness Center	0.00	0.00	0.00	0.00	0.00	0.00	0.00	0.00	0.00	0.00	0.00	0.00	0.00	0.00
Judiciary House	0.00	0.00	0.00	0.00	0.00	0.00	0.00	0.00	0.00	0.00	0.00	0.00	0.00	0.00

DC Office on Aging and its Senior Service Network

Service Units By Service

<u>Service</u>	Oct	Nov	Dec	Jan	Feb	Mar	Apr	May	Jun	Jul	Aug	Sep	Monthly	YTD
<u>Site</u>	Units	Units	Units	Units	Units	Units	Units	Units	Units	Units	Units	Units	Avg	Units
Museum Square	0.00	0.00	0.00	0.00	0.00	0.00	0.00	0.00	0.00	0.00	0.00	0.00	0.00	
Potomac Gardens	0.00	0.00	0.00	0.00	0.00	0.00	0.00	0.00	0.00	0.00	0.00	0.00	0.00	
Sibley Plaza	0.00	0.00	0.00	0.00	0.00	0.00	0.00	0.00	0.00	0.00	0.00	0.00	0.00	
St Monica's Episcopal Church	0.00	0.00	0.00	0.00	0.00	0.00	0.00	0.00	0.00	0.00	0.00	0.00	0.00	
Sursum Corda	0.00	0.00	0.00	0.00	0.00	0.00	0.00	0.00	0.00	0.00	0.00	0.00	0.00	
Tyler House	0.00	0.00	0.00	0.00	0.00	0.00	0.00	0.00	0.00	0.00	0.00	0.00	0.00	
Total All Sites	0.00	0.00	0.00	0.00	0.00	0.00	0.00	0.00	0.00	0.00	0.00	0.00	0.00	
<u>CompAssmt</u>														
Aging Services Ward 6	3.00	19.50	16.50	5.00	22.50	25.50	16.00	11.00	20.50	17.50	8.50	38.50	17.00	204.00
Arthur Capper Senior Center	0.00	0.00	0.00	0.00	0.00	0.00	0.00	0.00	0.00	0.00	0.00	0.00	0.00	
Asbury Dwelling	0.00	0.00	0.00	0.00	0.00	0.00	0.00	0.00	0.00	0.00	0.00	0.00	0.00	
Capitol Hill Towers	0.00	0.00	0.00	0.00	0.00	0.00	0.00	0.00	0.00	0.00	0.00	0.00	0.00	
Greenleaf	0.00	0.00	0.00	0.00	0.00	0.00	0.00	0.00	0.00	0.00	0.00	0.00	0.00	
Hayes Wellness Center	0.00	0.00	0.00	0.00	0.00	0.00	0.00	0.00	0.00	0.00	0.00	0.00	0.00	
Judiciary House	0.00	0.00	0.00	0.00	0.00	0.00	0.00	0.00	0.00	0.00	0.00	0.00	0.00	
Museum Square	0.00	0.00	0.00	0.00	0.00	0.00	0.00	0.00	0.00	0.00	0.00	0.00	0.00	
Potomac Gardens	0.00	0.00	0.00	0.00	0.00	0.00	0.00	0.00	0.00	0.00	0.00	0.00	0.00	
Sibley Plaza	0.00	0.00	0.00	0.00	0.00	0.00	0.00	0.00	0.00	0.00	0.00	0.00	0.00	
St Monica's Episcopal Church	0.00	0.00	0.00	0.00	0.00	0.00	0.00	0.00	0.00	0.00	0.00	0.00	0.00	
Sursum Corda	0.00	0.00	0.00	0.00	0.00	0.00	0.00	0.00	0.00	0.00	0.00	0.00	0.00	
Tyler House	0.00	0.00	0.00	0.00	0.00	0.00	0.00	0.00	0.00	0.00	0.00	0.00	0.00	
Total All Sites	3.00	19.50	16.50	5.00	22.50	25.50	16.00	11.00	20.50	17.50	8.50	38.50	17.00	204.00
<u>Cong Meal Disabled Under</u>														
Aging Services Ward 6	0.00	0.00	0.00	0.00	0.00	0.00	0.00	0.00	0.00	0.00	0.00	0.00	0.00	
Arthur Capper Senior Center	0.00	0.00	0.00	0.00	0.00	0.00	0.00	0.00	0.00	0.00	0.00	0.00	0.00	
Asbury Dwelling	0.00	0.00	0.00	0.00	0.00	0.00	0.00	0.00	0.00	0.00	0.00	0.00	0.00	
Capitol Hill Towers	0.00	0.00	0.00	0.00	0.00	0.00	0.00	0.00	0.00	0.00	0.00	0.00	0.00	
Greenleaf	0.00	0.00	0.00	0.00	0.00	0.00	0.00	0.00	0.00	0.00	0.00	0.00	0.00	
Hayes Wellness Center	0.00	0.00	0.00	0.00	0.00	0.00	0.00	0.00	0.00	0.00	0.00	0.00	0.00	
Judiciary House	0.00	0.00	0.00	0.00	0.00	0.00	0.00	0.00	0.00	0.00	0.00	0.00	0.00	
Museum Square	0.00	0.00	0.00	0.00	0.00	0.00	0.00	0.00	0.00	0.00	0.00	0.00	0.00	
Potomac Gardens	0.00	0.00	0.00	0.00	0.00	0.00	0.00	0.00	0.00	0.00	0.00	0.00	0.00	
Sibley Plaza	0.00	0.00	0.00	0.00	0.00	0.00	0.00	0.00	0.00	0.00	0.00	0.00	0.00	
St Monica's Episcopal Church	0.00	0.00	0.00	0.00	0.00	0.00	0.00	0.00	0.00	0.00	0.00	0.00	0.00	
Sursum Corda	0.00	0.00	0.00	0.00	0.00	0.00	0.00	0.00	0.00	0.00	0.00	0.00	0.00	

DC Office on Aging and its Senior Service Network

Service Units By Service

<u>Service</u>	Oct	Nov	Dec	Jan	Feb	Mar	Apr	May	Jun	Jul	Aug	Sep	Monthly	YTD
<u>Site</u>	Units	Units	Units	Units	Units	Units	Units	Units	Units	Units	Units	Units	Avg	Units
Tyler House	0.00	0.00	0.00	0.00	0.00	0.00	0.00	0.00	0.00	0.00	0.00	0.00	0.00	0.00
Total All Sites	0.00	0.00	0.00	0.00	0.00	0.00	0.00	0.00	0.00	0.00	0.00	0.00	0.00	0.00
<u>Cong Meal Second Servin</u>														
Aging Services Ward 6	0.00	0.00	0.00	0.00	0.00	0.00	0.00	0.00	0.00	0.00	0.00	0.00	0.00	0.00
Arthur Capper Senior Center	0.00	0.00	0.00	0.00	0.00	0.00	0.00	0.00	0.00	0.00	0.00	0.00	0.00	0.00
Asbury Dwelling	0.00	0.00	0.00	0.00	0.00	0.00	0.00	0.00	0.00	0.00	0.00	0.00	0.00	0.00
Capitol Hill Towers	0.00	0.00	0.00	0.00	0.00	0.00	0.00	0.00	0.00	0.00	0.00	0.00	0.00	0.00
Greenleaf	0.00	0.00	0.00	0.00	0.00	0.00	0.00	0.00	0.00	0.00	0.00	0.00	0.00	0.00
Hayes Wellness Center	0.00	0.00	0.00	0.00	0.00	0.00	0.00	0.00	0.00	0.00	0.00	0.00	0.00	0.00
Judiciary House	0.00	0.00	0.00	0.00	0.00	0.00	0.00	0.00	0.00	0.00	0.00	0.00	0.00	0.00
Museum Square	0.00	0.00	0.00	0.00	0.00	0.00	0.00	0.00	0.00	0.00	0.00	0.00	0.00	0.00
Potomac Gardens	0.00	0.00	0.00	0.00	0.00	0.00	0.00	0.00	0.00	0.00	0.00	0.00	0.00	0.00
Sibley Plaza	0.00	0.00	0.00	0.00	0.00	0.00	0.00	0.00	0.00	0.00	0.00	0.00	0.00	0.00
St Monica's Episcopal Church	0.00	0.00	0.00	0.00	0.00	0.00	0.00	0.00	0.00	0.00	0.00	0.00	0.00	0.00
Sursum Corda	0.00	0.00	0.00	0.00	0.00	0.00	0.00	0.00	0.00	0.00	0.00	0.00	0.00	0.00
Tyler House	0.00	0.00	0.00	0.00	0.00	0.00	0.00	0.00	0.00	0.00	0.00	0.00	0.00	0.00
Total All Sites	0.00	0.00	0.00	0.00	0.00	0.00	0.00	0.00	0.00	0.00	0.00	0.00	0.00	0.00
<u>Cong Meal Spouse Under 60</u>														
Aging Services Ward 6	0.00	0.00	0.00	0.00	0.00	0.00	0.00	0.00	0.00	0.00	0.00	0.00	0.00	0.00
Arthur Capper Senior Center	0.00	0.00	0.00	0.00	0.00	0.00	0.00	0.00	0.00	0.00	0.00	0.00	0.00	0.00
Asbury Dwelling	0.00	0.00	0.00	0.00	0.00	0.00	0.00	0.00	0.00	0.00	0.00	0.00	0.00	0.00
Capitol Hill Towers	0.00	0.00	0.00	0.00	0.00	0.00	0.00	0.00	0.00	0.00	0.00	0.00	0.00	0.00
Greenleaf	0.00	0.00	0.00	0.00	0.00	0.00	0.00	0.00	0.00	0.00	0.00	0.00	0.00	0.00
Hayes Wellness Center	0.00	0.00	0.00	0.00	0.00	0.00	0.00	0.00	0.00	0.00	0.00	0.00	0.00	0.00
Judiciary House	0.00	0.00	0.00	0.00	0.00	0.00	0.00	0.00	0.00	0.00	0.00	0.00	0.00	0.00
Museum Square	0.00	0.00	0.00	0.00	0.00	0.00	0.00	0.00	0.00	0.00	0.00	0.00	0.00	0.00
Potomac Gardens	0.00	0.00	0.00	0.00	0.00	0.00	0.00	0.00	0.00	0.00	0.00	0.00	0.00	0.00
Sibley Plaza	0.00	0.00	0.00	0.00	0.00	0.00	0.00	0.00	0.00	0.00	0.00	0.00	0.00	0.00
St Monica's Episcopal Church	0.00	0.00	0.00	0.00	0.00	0.00	0.00	0.00	0.00	0.00	0.00	0.00	0.00	0.00
Sursum Corda	0.00	0.00	0.00	0.00	0.00	0.00	0.00	0.00	0.00	0.00	0.00	0.00	0.00	0.00
Tyler House	0.00	0.00	0.00	0.00	0.00	0.00	0.00	0.00	0.00	0.00	0.00	0.00	0.00	0.00
Total All Sites	0.00	0.00	0.00	0.00	0.00	0.00	0.00	0.00	0.00	0.00	0.00	0.00	0.00	0.00
<u>Cong Meal Trash</u>														
Aging Services Ward 6	158.00	169.00	292.00	169.00	212.00	198.00	165.00	112.00	127.00	164.00	118.00	97.00	165.08	1,981.00

DC Office on Aging and its Senior Service Network

Service Units By Service

<u>Service</u>	Oct	Nov	Dec	Jan	Feb	Mar	Apr	May	Jun	Jul	Aug	Sep	Monthly	YTD
<u>Site</u>	Units	Units	Units	Units	Units	Units	Units	Units	Units	Units	Units	Units	Avg	Units
Arthur Capper Senior Center	0.00	0.00	0.00	0.00	0.00	0.00	0.00	0.00	0.00	0.00	0.00	0.00	0.00	
Asbury Dwelling	0.00	0.00	0.00	0.00	0.00	0.00	0.00	0.00	0.00	0.00	0.00	0.00	0.00	
Capitol Hill Towers	0.00	0.00	0.00	0.00	0.00	0.00	0.00	0.00	0.00	0.00	0.00	0.00	0.00	
Greenleaf	0.00	0.00	0.00	0.00	0.00	0.00	0.00	0.00	0.00	0.00	0.00	0.00	0.00	
Hayes Wellness Center	0.00	0.00	0.00	0.00	0.00	0.00	0.00	0.00	0.00	0.00	0.00	0.00	0.00	
Judiciary House	0.00	0.00	0.00	0.00	0.00	0.00	0.00	0.00	0.00	0.00	0.00	0.00	0.00	
Museum Square	0.00	0.00	0.00	0.00	0.00	0.00	0.00	0.00	0.00	0.00	0.00	0.00	0.00	
Potomac Gardens	0.00	0.00	0.00	0.00	0.00	0.00	0.00	0.00	0.00	0.00	0.00	0.00	0.00	
Sibley Plaza	0.00	0.00	0.00	0.00	0.00	0.00	0.00	0.00	0.00	0.00	0.00	0.00	0.00	
St Monica's Episcopal Church	0.00	0.00	0.00	0.00	0.00	0.00	0.00	0.00	0.00	0.00	0.00	0.00	0.00	
Sursum Corda	0.00	0.00	0.00	0.00	0.00	0.00	0.00	0.00	0.00	0.00	0.00	0.00	0.00	
Tyler House	0.00	0.00	0.00	0.00	0.00	0.00	0.00	0.00	0.00	0.00	0.00	0.00	0.00	
Total All Sites	158.00	169.00	292.00	169.00	212.00	198.00	165.00	112.00	127.00	164.00	118.00	97.00	165.08	1,981.00
<u>Cong Meal Volunteer Under</u>														
Aging Services Ward 6	29.00	45.00	69.00	38.00	88.00	75.00	95.00	67.00	52.00	67.00	92.00	58.00	64.58	775.00
Arthur Capper Senior Center	0.00	0.00	0.00	0.00	0.00	0.00	0.00	0.00	0.00	0.00	0.00	0.00	0.00	
Asbury Dwelling	0.00	0.00	0.00	0.00	0.00	0.00	0.00	0.00	0.00	0.00	0.00	0.00	0.00	
Capitol Hill Towers	0.00	0.00	0.00	0.00	0.00	0.00	0.00	0.00	0.00	0.00	0.00	0.00	0.00	
Greenleaf	0.00	0.00	0.00	0.00	0.00	0.00	0.00	0.00	0.00	0.00	0.00	0.00	0.00	
Hayes Wellness Center	0.00	0.00	0.00	0.00	0.00	0.00	0.00	0.00	0.00	0.00	0.00	0.00	0.00	
Judiciary House	0.00	0.00	0.00	0.00	0.00	0.00	0.00	0.00	0.00	0.00	0.00	0.00	0.00	
Museum Square	0.00	0.00	0.00	0.00	0.00	0.00	0.00	0.00	0.00	0.00	0.00	0.00	0.00	
Potomac Gardens	0.00	0.00	0.00	0.00	0.00	0.00	0.00	0.00	0.00	0.00	0.00	0.00	0.00	
Sibley Plaza	0.00	0.00	0.00	0.00	0.00	0.00	0.00	0.00	0.00	0.00	0.00	0.00	0.00	
St Monica's Episcopal Church	0.00	0.00	0.00	0.00	0.00	0.00	0.00	0.00	0.00	0.00	0.00	0.00	0.00	
Sursum Corda	0.00	0.00	0.00	0.00	0.00	0.00	0.00	0.00	0.00	0.00	0.00	0.00	0.00	
Tyler House	0.00	0.00	0.00	0.00	0.00	0.00	0.00	0.00	0.00	0.00	0.00	0.00	0.00	
Total All Sites	29.00	45.00	69.00	38.00	88.00	75.00	95.00	67.00	52.00	67.00	92.00	58.00	64.58	775.00
<u>CongrMeal</u>														
(No Site)	0.00	0.00	0.00	0.00	0.00	0.00	0.00	0.00	0.00	0.00	0.00	1.00	0.08	1.00
Aging Services Ward 6	0.00	0.00	0.00	0.00	0.00	0.00	0.00	17.00	0.00	0.00	0.00	0.00	1.42	17.00
Arthur Capper Senior Center	472.00	393.00	525.00	457.00	555.00	644.00	519.00	545.00	621.00	581.00	695.00	820.00	568.92	6,827.00
Asbury Dwelling	422.00	390.00	430.00	357.00	339.00	419.00	359.00	341.00	390.00	405.00	485.00	565.00	408.50	4,902.00
Capitol Hill Towers	0.00	0.00	0.00	0.00	0.00	0.00	0.00	0.00	0.00	0.00	0.00	0.00	0.00	
Greenleaf	736.00	625.00	784.00	671.00	720.00	758.00	649.00	663.00	595.00	644.00	757.00	845.00	703.92	8,447.00

DC Office on Aging and its Senior Service Network

Service Units By Service

<u>Service</u>	Oct	Nov	Dec	Jan	Feb	Mar	Apr	May	Jun	Jul	Aug	Sep	Monthly	YTD
<u>Site</u>	Units	Units	Units	Units	Units	Units	Units	Units	Units	Units	Units	Units	Avg	Units
Hayes Wellness Center	765.00	625.00	639.00	531.00	730.00	912.00	728.00	844.00	851.00	781.00	841.00	960.00	767.25	9,207.00
Judiciary House	0.00	0.00	0.00	0.00	0.00	0.00	0.00	0.00	0.00	0.00	0.00	0.00	0.00	
Museum Square	0.00	0.00	0.00	0.00	0.00	0.00	0.00	0.00	0.00	0.00	0.00	0.00	0.00	
Potomac Gardens	0.00	0.00	0.00	0.00	0.00	0.00	0.00	0.00	0.00	0.00	0.00	0.00	0.00	
Sibley Plaza	732.00	630.00	751.00	603.00	711.00	804.00	675.00	694.00	646.00	629.00	733.00	830.00	703.17	8,438.00
St Monica's Episcopal Church	0.00	0.00	0.00	0.00	0.00	0.00	0.00	0.00	0.00	0.00	0.00	0.00	0.00	
Sursum Corda	0.00	0.00	0.00	0.00	0.00	0.00	0.00	0.00	0.00	0.00	0.00	0.00	0.00	
Tyler House	0.00	0.00	0.00	0.00	0.00	0.00	0.00	0.00	0.00	0.00	0.00	0.00	0.00	
Total All Sites	3,127.00	2,663.00	3,129.00	2,619.00	3,055.00	3,537.00	2,930.00	3,104.00	3,103.00	3,040.00	3,511.00	4,021.00	3,153.25	37,839.00
Counseling														
(No Site)	0.00	0.00	0.00	0.00	0.00	0.50	0.00	0.00	0.00	0.00	0.00	0.00	0.04	0.50
Aging Services Ward 6	670.50	906.50	682.50	581.00	689.00	689.00	978.00	780.00	146.50	118.50	318.00	121.50	556.75	6,681.00
Arthur Capper Senior Center	0.00	0.00	0.00	0.00	0.00	0.00	0.00	0.00	0.00	0.00	9.00	0.00	0.75	9.00
Asbury Dwelling	0.00	0.00	0.00	0.00	0.00	0.00	0.00	0.00	0.00	0.00	9.00	0.00	0.75	9.00
Capitol Hill Towers	0.00	0.00	0.00	0.00	0.00	0.00	0.00	0.00	0.00	0.00	0.00	0.00	0.00	
Greenleaf	1.00	0.00	0.00	0.00	0.00	1.50	0.00	0.00	0.00	0.00	3.00	0.00	0.46	5.50
Hayes Wellness Center	0.00	0.00	0.00	0.00	0.00	0.00	0.00	0.00	0.00	0.00	0.00	0.00	0.00	
Judiciary House	0.00	0.00	0.00	0.00	0.00	0.00	0.00	0.00	0.00	0.00	0.00	0.00	0.00	
Museum Square	0.00	0.00	0.00	0.00	0.00	0.00	0.00	0.00	0.00	0.00	0.00	0.00	0.00	
Potomac Gardens	0.00	0.00	0.00	0.00	0.00	0.00	0.00	0.00	0.00	0.00	0.00	0.00	0.00	
Sibley Plaza	0.00	0.00	0.00	0.00	0.00	1.00	0.00	0.00	0.00	0.00	25.00	0.00	2.17	26.00
St Monica's Episcopal Church	0.00	0.00	0.00	0.00	0.00	0.00	0.00	0.00	0.00	0.00	0.00	0.00	0.00	
Sursum Corda	0.00	0.00	0.00	0.00	0.00	0.00	0.00	0.00	0.00	0.00	0.00	0.00	0.00	
Tyler House	0.00	0.00	0.00	0.00	0.00	0.00	0.00	0.00	0.00	0.00	0.00	0.00	0.00	
Total All Sites	671.50	906.50	682.50	581.00	689.00	692.00	978.00	780.00	146.50	118.50	364.00	121.50	560.92	6,731.00
HDMealWkDay														
Aging Services Ward 6	4,001.00	3,921.00	4,163.00	4,255.00	4,030.00	4,391.00	4,004.00	4,137.00	4,190.00	4,088.00	4,529.00	5,258.00	4,247.25	50,967.00
Arthur Capper Senior Center	164.00	191.00	197.00	164.00	168.00	182.00	152.00	185.00	172.00	174.00	184.00	194.00	177.25	2,127.00
Asbury Dwelling	200.00	188.00	227.00	162.00	178.00	186.00	166.00	189.00	186.00	182.00	202.00	227.00	191.08	2,293.00
Capitol Hill Towers	0.00	0.00	0.00	0.00	0.00	0.00	0.00	0.00	0.00	0.00	0.00	0.00	0.00	
Greenleaf	88.00	80.00	92.00	76.00	84.00	82.00	62.00	89.00	75.00	62.00	69.00	80.00	78.25	939.00
Hayes Wellness Center	0.00	0.00	0.00	0.00	0.00	0.00	0.00	0.00	0.00	0.00	0.00	0.00	0.00	
Judiciary House	0.00	0.00	0.00	0.00	0.00	0.00	0.00	0.00	0.00	0.00	0.00	0.00	0.00	
Museum Square	0.00	0.00	0.00	0.00	0.00	0.00	0.00	0.00	0.00	0.00	0.00	0.00	0.00	
Potomac Gardens	0.00	0.00	0.00	0.00	0.00	0.00	0.00	0.00	0.00	0.00	0.00	0.00	0.00	

DC Office on Aging and its Senior Service Network

Service Units By Service

<u>Service</u>	Oct	Nov	Dec	Jan	Feb	Mar	Apr	May	Jun	Jul	Aug	Sep	Monthly	YTD
<u>Site</u>	Units	Units	Units	Units	Units	Units	Units	Units	Units	Units	Units	Units	Avg	Units
Sibley Plaza	568.00	512.00	592.00	483.00	506.00	586.00	534.00	552.00	534.00	515.00	558.00	647.00	548.92	6,587.00
St Monica's Episcopal Church	0.00	0.00	0.00	0.00	0.00	0.00	0.00	0.00	0.00	0.00	0.00	0.00	0.00	
Sursum Corda	0.00	0.00	0.00	0.00	0.00	0.00	0.00	0.00	0.00	0.00	0.00	0.00	0.00	
Tyler House	0.00	0.00	0.00	0.00	0.00	0.00	0.00	0.00	0.00	0.00	0.00	0.00	0.00	
Total All Sites	5,021.00	4,892.00	5,271.00	5,140.00	4,966.00	5,427.00	4,918.00	5,152.00	5,157.00	5,021.00	5,542.00	6,406.00	5,242.75	62,913.00
<u>HDMealWkEnd</u>														
Aging Services Ward 6	875.00	925.00	780.00	1,038.00	832.00	828.00	920.00	899.00	796.00	1,036.00	830.00	818.00	881.42	10,577.00
Arthur Capper Senior Center	0.00	0.00	0.00	0.00	0.00	0.00	0.00	0.00	0.00	0.00	0.00	0.00	0.00	
Asbury Dwelling	0.00	0.00	0.00	0.00	0.00	0.00	0.00	0.00	0.00	0.00	0.00	0.00	0.00	
Capitol Hill Towers	0.00	0.00	0.00	0.00	0.00	0.00	0.00	0.00	0.00	0.00	0.00	0.00	0.00	
Greenleaf	0.00	0.00	0.00	0.00	0.00	0.00	0.00	0.00	0.00	0.00	0.00	0.00	0.00	
Hayes Wellness Center	0.00	0.00	0.00	0.00	0.00	0.00	0.00	0.00	0.00	0.00	0.00	0.00	0.00	
Judiciary House	0.00	0.00	0.00	0.00	0.00	0.00	0.00	0.00	0.00	0.00	0.00	0.00	0.00	
Museum Square	0.00	0.00	0.00	0.00	0.00	0.00	0.00	0.00	0.00	0.00	0.00	0.00	0.00	
Potomac Gardens	0.00	0.00	0.00	0.00	0.00	0.00	0.00	0.00	0.00	0.00	0.00	0.00	0.00	
Sibley Plaza	0.00	0.00	0.00	0.00	0.00	0.00	0.00	0.00	0.00	0.00	0.00	0.00	0.00	
St Monica's Episcopal Church	0.00	0.00	0.00	0.00	0.00	0.00	0.00	0.00	0.00	0.00	0.00	0.00	0.00	
Sursum Corda	0.00	0.00	0.00	0.00	0.00	0.00	0.00	0.00	0.00	0.00	0.00	0.00	0.00	
Tyler House	0.00	0.00	0.00	0.00	0.00	0.00	0.00	0.00	0.00	0.00	0.00	0.00	0.00	
Total All Sites	875.00	925.00	780.00	1,038.00	832.00	828.00	920.00	899.00	796.00	1,036.00	830.00	818.00	881.42	10,577.00
<u>HealthPro</u>														
(No Site)	0.00	0.00	0.00	0.00	0.00	0.00	0.00	0.00	0.00	0.00	2.00	0.00	0.17	2.00
Aging Services Ward 6	0.00	0.00	0.00	0.00	0.00	0.00	0.00	0.00	423.00	426.00	424.00	533.00	150.50	1,806.00
Arthur Capper Senior Center	174.00	156.00	264.00	202.00	257.00	307.00	213.00	184.00	199.00	174.00	244.00	183.00	213.08	2,557.00
Asbury Dwelling	156.00	135.00	222.00	160.00	166.00	294.00	239.00	302.00	269.00	270.00	276.00	295.00	232.00	2,784.00
Capitol Hill Towers	0.00	0.00	0.00	0.00	0.00	0.00	0.00	0.00	4.00	0.00	0.00	0.00	0.33	4.00
Greenleaf	254.00	208.00	319.00	304.00	346.00	392.00	334.00	305.00	205.00	167.00	195.00	209.00	269.83	3,238.00
Hayes Wellness Center	0.00	0.00	0.00	0.00	0.00	0.00	0.00	0.00	0.00	0.00	0.00	0.00	0.00	
Judiciary House	0.00	0.00	0.00	0.00	0.00	0.00	0.00	0.00	0.00	0.00	0.00	0.00	0.00	
Museum Square	0.00	0.00	0.00	0.00	0.00	0.00	0.00	0.00	0.00	0.00	0.00	0.00	0.00	
Potomac Gardens	0.00	0.00	0.00	0.00	0.00	0.00	0.00	0.00	0.00	0.00	0.00	0.00	0.00	
Sibley Plaza	364.00	280.00	343.00	306.00	332.00	370.00	328.00	337.00	341.00	315.00	382.00	342.00	336.67	4,040.00
St Monica's Episcopal Church	0.00	0.00	0.00	0.00	0.00	0.00	0.00	0.00	0.00	0.00	0.00	0.00	0.00	
Sursum Corda	0.00	0.00	0.00	0.00	0.00	0.00	0.00	0.00	0.00	0.00	0.00	0.00	0.00	
Tyler House	0.00	0.00	0.00	0.00	0.00	0.00	0.00	0.00	0.00	0.00	0.00	0.00	0.00	

DC Office on Aging and its Senior Service Network

Service Units By Service

<u>Service</u>	Oct	Nov	Dec	Jan	Feb	Mar	Apr	May	Jun	Jul	Aug	Sep	Monthly	YTD
<u>Site</u>	Units	Units	Units	Units	Units	Units	Units	Units	Units	Units	Units	Units	Avg	Units
Total All Sites	948.00	779.00	1,148.00	972.00	1,101.00	1,363.00	1,114.00	1,128.00	1,441.00	1,352.00	1,523.00	1,562.00	1,202.58	14,431.00
<u>NutrCouns</u>														
(No Site)	17.50	11.50	2.50	0.50	1.50	10.50	19.00	9.50	4.50	19.00	18.00	9.50	10.29	123.50
Aging Services Ward 6	0.00	0.00	0.00	0.00	0.00	0.00	0.00	0.00	0.00	0.00	0.00	0.00	0.00	
Arthur Capper Senior Center	18.00	0.00	0.00	1.50	15.00	0.00	0.00	12.00	0.00	0.00	13.50	0.00	5.00	60.00
Asbury Dwelling	0.00	15.00	0.00	10.50	1.00	2.00	3.00	0.00	0.00	0.00	13.50	0.00	3.75	45.00
Capitol Hill Towers	0.00	0.00	0.00	0.00	0.00	0.00	0.00	0.00	0.00	0.00	0.00	0.00	0.00	
Greenleaf	0.00	6.00	0.00	0.00	0.00	0.00	4.50	0.00	1.50	0.00	4.50	0.00	1.38	16.50
Hayes Wellness Center	0.00	0.00	0.00	0.00	0.00	0.00	0.00	0.00	0.00	0.00	0.00	0.00	0.00	
Judiciary House	0.00	0.00	0.00	0.00	0.00	0.00	0.00	0.00	0.00	0.00	0.00	0.00	0.00	
Museum Square	0.00	0.00	0.00	0.00	0.00	0.00	0.00	0.00	0.00	0.00	0.00	0.00	0.00	
Potomac Gardens	0.00	0.00	0.00	0.00	0.00	0.00	0.00	0.00	0.00	0.00	0.00	0.00	0.00	
Sibley Plaza	0.00	0.00	37.50	0.00	0.00	40.00	0.00	0.00	36.00	0.00	0.00	0.00	9.46	113.50
St Monica's Episcopal Church	0.00	0.00	0.00	0.00	0.00	0.00	0.00	0.00	0.00	0.00	0.00	0.00	0.00	
Sursum Corda	0.00	0.00	0.00	0.00	0.00	0.00	0.00	0.00	0.00	0.00	0.00	0.00	0.00	
Tyler House	0.00	0.00	0.00	0.00	0.00	0.00	0.00	0.00	0.00	0.00	0.00	0.00	0.00	
Total All Sites	35.50	32.50	40.00	12.50	17.50	52.50	26.50	21.50	42.00	19.00	49.50	9.50	29.88	358.50
<u>NutrEduc</u>														
Aging Services Ward 6	218.00	220.00	220.00	186.00	224.00	222.00	230.00	392.00	306.00	375.00	224.00	122.00	244.92	2,939.00
Arthur Capper Senior Center	0.00	0.00	0.00	58.50	0.00	17.00	9.00	19.50	0.00	32.00	0.00	0.00	11.33	136.00
Asbury Dwelling	67.50	0.00	16.50	57.00	66.00	36.00	51.50	18.00	0.00	32.00	0.00	0.00	28.71	344.50
Capitol Hill Towers	0.00	0.00	0.00	0.00	0.00	0.00	0.00	0.00	0.00	0.00	0.00	0.00	0.00	
Greenleaf	37.00	0.00	0.00	0.00	59.00	33.00	83.50	25.50	12.00	30.00	0.00	0.00	23.33	280.00
Hayes Wellness Center	0.00	0.00	0.00	0.00	0.00	0.00	0.00	0.00	0.00	0.00	0.00	0.00	0.00	
Judiciary House	0.00	0.00	0.00	0.00	0.00	0.00	0.00	0.00	0.00	0.00	0.00	0.00	0.00	
Museum Square	0.00	0.00	0.00	0.00	0.00	0.00	0.00	0.00	0.00	0.00	0.00	0.00	0.00	
Potomac Gardens	0.00	0.00	0.00	0.00	0.00	0.00	0.00	0.00	0.00	0.00	0.00	0.00	0.00	
Sibley Plaza	37.00	0.00	18.00	28.50	0.00	64.00	16.00	31.50	0.00	0.00	34.00	0.00	19.08	229.00
St Monica's Episcopal Church	0.00	0.00	0.00	0.00	0.00	0.00	0.00	0.00	0.00	0.00	0.00	0.00	0.00	
Sursum Corda	0.00	0.00	0.00	0.00	0.00	0.00	0.00	0.00	0.00	0.00	0.00	0.00	0.00	
Tyler House	0.00	0.00	0.00	0.00	0.00	0.00	0.00	0.00	0.00	0.00	0.00	0.00	0.00	
Total All Sites	359.50	220.00	254.50	330.00	349.00	372.00	390.00	486.50	318.00	469.00	258.00	122.00	327.38	3,928.50
<u>RecSoc</u>														
Aging Services Ward 6	0.00	0.00	0.00	0.00	0.00	0.00	0.00	0.00	0.00	0.00	0.00	0.00	0.00	

DC Office on Aging and its Senior Service Network

Service Units By Service

<u>Service</u>	Oct	Nov	Dec	Jan	Feb	Mar	Apr	May	Jun	Jul	Aug	Sep	Monthly	YTD
Site	Units	Units	Units	Units	Units	Units	Units	Units	Units	Units	Units	Units	Avg	Units
Arthur Capper Senior Center	692.00	595.00	909.00	866.00	971.00	1,133.00	1,019.00	1,130.00	1,216.00	1,147.00	1,438.00	1,336.00	1,037.67	12,452.00
Asbury Dwelling	777.00	787.00	952.00	793.00	820.00	1,009.00	1,008.00	1,082.00	1,031.00	960.00	1,140.00	1,109.00	955.67	11,468.00
Capitol Hill Towers	0.00	0.00	0.00	0.00	0.00	0.00	0.00	0.00	0.00	0.00	0.00	0.00	0.00	
Greenleaf	920.00	1,057.00	1,471.00	1,195.00	1,372.00	1,369.00	1,204.00	1,216.00	1,025.00	1,200.00	1,655.00	1,549.00	1,269.42	15,233.00
Hayes Wellness Center	0.00	0.00	0.00	0.00	0.00	0.00	0.00	0.00	0.00	0.00	0.00	0.00	0.00	
Judiciary House	0.00	0.00	0.00	0.00	0.00	0.00	0.00	0.00	0.00	0.00	0.00	0.00	0.00	
Museum Square	0.00	0.00	0.00	0.00	0.00	0.00	0.00	0.00	0.00	0.00	0.00	0.00	0.00	
Potomac Gardens	0.00	0.00	0.00	0.00	0.00	0.00	0.00	0.00	0.00	0.00	0.00	0.00	0.00	
Sibley Plaza	1,194.00	1,231.00	1,549.00	1,240.00	1,448.00	1,689.00	1,425.00	1,460.00	1,382.00	1,326.00	1,536.00	1,417.00	1,408.08	16,897.00
St Monica's Episcopal Church	0.00	0.00	0.00	0.00	0.00	0.00	0.00	0.00	0.00	0.00	0.00	0.00	0.00	
Sursum Corda	0.00	0.00	0.00	0.00	0.00	0.00	0.00	0.00	0.00	0.00	0.00	0.00	0.00	
Tyler House	0.00	0.00	0.00	0.00	0.00	0.00	0.00	0.00	0.00	0.00	0.00	0.00	0.00	
Total All Sites	3,583.00	3,670.00	4,881.00	4,094.00	4,611.00	5,200.00	4,656.00	4,888.00	4,654.00	4,633.00	5,769.00	5,411.00	4,670.83	56,050.00

DC Office on Aging and its Senior Service Network

Service Units By Service

From: 10/1/2015

To: 9/30/2016

Fiscal Year: 2016

East River Family Ward 7

<u>Service</u>	<u>Oct</u>	<u>Nov</u>	<u>Dec</u>	<u>Jan</u>	<u>Feb</u>	<u>Mar</u>	<u>Apr</u>	<u>May</u>	<u>Jun</u>	<u>Jul</u>	<u>Aug</u>	<u>Sep</u>	<u>Monthly</u>	<u>YTD</u>
<u>Site</u>	<u>Units</u>	<u>Units</u>	<u>Units</u>	<u>Units</u>	<u>Units</u>	<u>Units</u>	<u>Units</u>	<u>Units</u>	<u>Units</u>	<u>Units</u>	<u>Units</u>	<u>Units</u>	<u>Avg</u>	<u>Units</u>
<u>CaseMgmt</u>														
(No Site)	0.00	0.00	0.00	1.00	0.00	0.00	0.00	0.00	0.00	0.00	0.00	0.00	0.08	1.00
Allen House Upper Room Baptist Church	0.00	0.00	0.00	0.00	0.00	0.00	0.00	0.00	0.00	0.00	0.00	0.00	0.00	
Carver 2000 Senior Building	0.00	0.00	0.00	0.00	0.00	0.00	0.00	0.00	0.00	0.00	0.00	0.00	0.00	
Congress Heights Senior Wellness Center	0.00	0.00	0.00	0.00	0.00	0.00	0.00	0.00	0.00	0.00	0.00	0.00	0.00	
Dwelling Place Senior Center	0.00	0.00	0.00	0.00	0.00	0.00	0.00	0.00	0.00	0.00	0.00	0.00	0.00	
East River Family Ward 7	245.50	293.83	365.50	340.00	404.00	336.00	310.50	335.00	271.00	262.00	389.50	353.50	325.53	3,906.33
Fort Davis	1.00	0.00	0.00	0.00	0.00	0.00	0.00	0.00	0.00	0.00	0.00	0.00	0.08	1.00
JW King Senior Building	0.00	0.00	0.00	0.00	0.00	0.00	0.00	0.00	0.00	2.50	1.00	4.00	0.63	7.50
KEMP Senior Program/Kenilworth	0.00	0.00	0.00	0.00	0.00	0.00	0.00	0.00	0.00	0.00	0.00	0.00	0.00	
Mayfair Mansion	0.00	0.00	0.00	0.00	0.00	0.00	0.00	0.00	0.00	0.00	0.00	0.00	0.00	
Moten	0.00	0.00	0.00	0.00	0.00	0.00	0.00	0.00	0.00	0.00	0.00	0.00	0.00	
Phillip T. Johnson Senior Center	0.00	0.00	0.00	0.00	0.00	0.00	0.00	0.00	0.00	0.00	0.00	0.00	0.00	
Renaissance	0.00	0.00	0.00	0.00	0.00	0.00	0.00	0.00	0.00	0.00	0.00	0.00	0.00	
Robert Walls Senior Building	0.00	0.00	0.00	0.00	0.00	0.00	0.00	0.00	0.00	0.00	0.00	0.00	0.00	
Washington Seniors Wellness Center	0.00	0.00	0.00	0.00	0.00	0.00	0.00	0.00	0.00	0.00	0.00	0.00	0.00	
Weekend Nutrition Program	0.00	0.00	0.00	0.00	0.00	0.00	0.00	0.00	0.00	0.00	0.00	0.00	0.00	
Total All Sites	246.50	293.83	365.50	341.00	404.00	336.00	310.50	335.00	271.00	264.50	390.50	357.50	326.32	3,915.83
<u>CGVCaseMgmt</u>														
Allen House Upper Room Baptist Church	0.00	0.00	0.00	0.00	0.00	0.00	0.00	0.00	0.00	0.00	0.00	0.00	0.00	
Carver 2000 Senior Building	0.00	0.00	0.00	0.00	0.00	0.00	0.00	0.00	0.00	0.00	0.00	0.00	0.00	
Congress Heights Senior Wellness Center	0.00	0.00	0.00	0.00	0.00	0.00	0.00	0.00	0.00	0.00	0.00	0.00	0.00	
Dwelling Place Senior Center	0.00	0.00	0.00	0.00	0.00	0.00	0.00	0.00	0.00	0.00	0.00	0.00	0.00	
East River Family Ward 7	0.00	0.00	0.00	0.00	0.00	0.00	0.00	0.00	0.00	0.00	0.00	0.00	0.00	
Fort Davis	0.00	0.00	0.00	0.00	0.00	0.00	0.00	0.00	0.00	0.00	0.00	0.00	0.00	
JW King Senior Building	0.00	0.00	0.00	0.00	0.00	0.00	0.00	0.00	0.00	0.00	0.00	0.00	0.00	
KEMP Senior Program/Kenilworth	0.00	0.00	0.00	0.00	0.00	0.00	0.00	0.00	0.00	0.00	0.00	0.00	0.00	
Mayfair Mansion	0.00	0.00	0.00	0.00	0.00	0.00	0.00	0.00	0.00	0.00	0.00	0.00	0.00	
Moten	0.00	0.00	0.00	0.00	0.00	0.00	0.00	0.00	0.00	0.00	0.00	0.00	0.00	

DC Office on Aging and its Senior Service Network

Service Units By Service

<u>Service</u>	Oct	Nov	Dec	Jan	Feb	Mar	Apr	May	Jun	Jul	Aug	Sep	Monthly	YTD
<u>Site</u>	Units	Units	Units	Units	Units	Units	Units	Units	Units	Units	Units	Units	Avg	Units
Phillip T. Johnson Senior Center	0.00	0.00	0.00	0.00	0.00	0.00	0.00	0.00	0.00	0.00	0.00	0.00	0.00	0.00
Renaissance	0.00	0.00	0.00	0.00	0.00	0.00	0.00	0.00	0.00	0.00	0.00	0.00	0.00	0.00
Robert Walls Senior Building	0.00	0.00	0.00	0.00	0.00	0.00	0.00	0.00	0.00	0.00	0.00	0.00	0.00	0.00
Washington Seniors Wellness Center	0.00	0.00	0.00	0.00	0.00	0.00	0.00	0.00	0.00	0.00	0.00	0.00	0.00	0.00
Weekend Nutrition Program	0.00	0.00	0.00	0.00	0.00	0.00	0.00	0.00	0.00	0.00	0.00	0.00	0.00	0.00
Total All Sites	0.00	0.00	0.00	0.00	0.00	0.00	0.00	0.00	0.00	0.00	0.00	0.00	0.00	0.00
<u>CGVCompAssmt</u>														
Allen House Upper Room Baptist Church	0.00	0.00	0.00	0.00	0.00	0.00	0.00	0.00	0.00	0.00	0.00	0.00	0.00	0.00
Carver 2000 Senior Building	0.00	0.00	0.00	0.00	0.00	0.00	0.00	0.00	0.00	0.00	0.00	0.00	0.00	0.00
Congress Heights Senior Wellness Center	0.00	0.00	0.00	0.00	0.00	0.00	0.00	0.00	0.00	0.00	0.00	0.00	0.00	0.00
Dwelling Place Senior Center	0.00	0.00	0.00	0.00	0.00	0.00	0.00	0.00	0.00	0.00	0.00	0.00	0.00	0.00
East River Family Ward 7	0.00	0.00	0.00	0.00	0.00	0.00	0.00	0.00	0.00	0.00	0.00	0.00	0.00	0.00
Fort Davis	0.00	0.00	0.00	0.00	0.00	0.00	0.00	0.00	0.00	0.00	0.00	0.00	0.00	0.00
JW King Senior Building	0.00	0.00	0.00	0.00	0.00	0.00	0.00	0.00	0.00	0.00	0.00	0.00	0.00	0.00
KEMP Senior Program/Kenilworth	0.00	0.00	0.00	0.00	0.00	0.00	0.00	0.00	0.00	0.00	0.00	0.00	0.00	0.00
Mayfair Mansion	0.00	0.00	0.00	0.00	0.00	0.00	0.00	0.00	0.00	0.00	0.00	0.00	0.00	0.00
Moten	0.00	0.00	0.00	0.00	0.00	0.00	0.00	0.00	0.00	0.00	0.00	0.00	0.00	0.00
Phillip T. Johnson Senior Center	0.00	0.00	0.00	0.00	0.00	0.00	0.00	0.00	0.00	0.00	0.00	0.00	0.00	0.00
Renaissance	0.00	0.00	0.00	0.00	0.00	0.00	0.00	0.00	0.00	0.00	0.00	0.00	0.00	0.00
Robert Walls Senior Building	0.00	0.00	0.00	0.00	0.00	0.00	0.00	0.00	0.00	0.00	0.00	0.00	0.00	0.00
Washington Seniors Wellness Center	0.00	0.00	0.00	0.00	0.00	0.00	0.00	0.00	0.00	0.00	0.00	0.00	0.00	0.00
Weekend Nutrition Program	0.00	0.00	0.00	0.00	0.00	0.00	0.00	0.00	0.00	0.00	0.00	0.00	0.00	0.00
Total All Sites	0.00	0.00	0.00	0.00	0.00	0.00	0.00	0.00	0.00	0.00	0.00	0.00	0.00	0.00
<u>CGVRespite</u>														
Allen House Upper Room Baptist Church	0.00	0.00	0.00	0.00	0.00	0.00	0.00	0.00	0.00	0.00	0.00	0.00	0.00	0.00
Carver 2000 Senior Building	0.00	0.00	0.00	0.00	0.00	0.00	0.00	0.00	0.00	0.00	0.00	0.00	0.00	0.00
Congress Heights Senior Wellness Center	0.00	0.00	0.00	0.00	0.00	0.00	0.00	0.00	0.00	0.00	0.00	0.00	0.00	0.00
Dwelling Place Senior Center	0.00	0.00	0.00	0.00	0.00	0.00	0.00	0.00	0.00	0.00	0.00	0.00	0.00	0.00
East River Family Ward 7	0.00	0.00	0.00	0.00	0.00	0.00	0.00	0.00	0.00	0.00	0.00	0.00	0.00	0.00

DC Office on Aging and its Senior Service Network

Service Units By Service

<u>Service</u>	Oct	Nov	Dec	Jan	Feb	Mar	Apr	May	Jun	Jul	Aug	Sep	Monthly	YTD
<u>Site</u>	Units	Units	Units	Units	Units	Units	Units	Units	Units	Units	Units	Units	Avg	Units
Fort Davis	0.00	0.00	0.00	0.00	0.00	0.00	0.00	0.00	0.00	0.00	0.00	0.00	0.00	
JW King Senior Building	0.00	0.00	0.00	0.00	0.00	0.00	0.00	0.00	0.00	0.00	0.00	0.00	0.00	
KEMP Senior Program/Kenilworth	0.00	0.00	0.00	0.00	0.00	0.00	0.00	0.00	0.00	0.00	0.00	0.00	0.00	
Mayfair Mansion	0.00	0.00	0.00	0.00	0.00	0.00	0.00	0.00	0.00	0.00	0.00	0.00	0.00	
Moten	0.00	0.00	0.00	0.00	0.00	0.00	0.00	0.00	0.00	0.00	0.00	0.00	0.00	
Phillip T. Johnson Senior Center	0.00	0.00	0.00	0.00	0.00	0.00	0.00	0.00	0.00	0.00	0.00	0.00	0.00	
Renaissance	0.00	0.00	0.00	0.00	0.00	0.00	0.00	0.00	0.00	0.00	0.00	0.00	0.00	
Robert Walls Senior Building	0.00	0.00	0.00	0.00	0.00	0.00	0.00	0.00	0.00	0.00	0.00	0.00	0.00	
Washington Seniors Wellness Center	0.00	0.00	0.00	0.00	0.00	0.00	0.00	0.00	0.00	0.00	0.00	0.00	0.00	
Weekend Nutrition Program	0.00	0.00	0.00	0.00	0.00	0.00	0.00	0.00	0.00	0.00	0.00	0.00	0.00	
Total All Sites	0.00	0.00	0.00	0.00	0.00	0.00	0.00	0.00	0.00	0.00	0.00	0.00	0.00	
CompAssmt														
Allen House Upper Room Baptist Church	0.00	0.00	0.00	0.00	0.00	0.00	0.00	0.00	0.00	0.00	0.00	0.00	0.00	
Carver 2000 Senior Building	0.00	0.00	0.00	0.00	0.00	0.00	0.00	0.00	0.00	0.00	0.00	0.00	0.00	
Congress Heights Senior Wellness Center	0.00	0.00	0.00	0.00	0.00	0.00	0.00	0.00	0.00	0.00	0.00	0.00	0.00	
Dwelling Place Senior Center	0.00	0.00	0.00	0.00	0.00	0.00	0.00	0.00	0.00	0.00	0.00	0.00	0.00	
East River Family Ward 7	75.00	55.00	72.00	48.50	71.50	43.00	21.00	43.00	143.50	191.00	69.50	38.00	72.58	871.00
Fort Davis	0.00	0.00	0.00	0.00	0.00	0.00	0.00	0.00	0.00	0.00	0.00	0.00	0.00	
JW King Senior Building	0.00	0.00	0.00	0.00	0.00	0.00	0.00	0.00	0.00	0.00	0.00	0.00	0.00	
KEMP Senior Program/Kenilworth	0.00	0.00	0.00	0.00	0.00	0.00	0.00	0.00	0.00	0.00	0.00	0.00	0.00	
Mayfair Mansion	0.00	0.00	0.00	0.00	0.00	0.00	0.00	0.00	0.00	0.00	0.00	0.00	0.00	
Moten	0.00	0.00	0.00	0.00	0.00	0.00	0.00	0.00	0.00	0.00	0.00	0.00	0.00	
Phillip T. Johnson Senior Center	0.00	0.00	0.00	0.00	0.00	0.00	0.00	0.00	0.00	0.00	0.00	0.00	0.00	
Renaissance	0.00	0.00	0.00	0.00	0.00	0.00	0.00	0.00	0.00	0.00	0.00	0.00	0.00	
Robert Walls Senior Building	0.00	0.00	0.00	0.00	0.00	0.00	0.00	0.00	0.00	0.00	0.00	0.00	0.00	
Washington Seniors Wellness Center	0.00	0.00	0.00	0.00	0.00	0.00	0.00	0.00	0.00	0.00	0.00	0.00	0.00	
Weekend Nutrition Program	0.00	0.00	0.00	0.00	0.00	0.00	0.00	0.00	0.00	0.00	0.00	0.00	0.00	
Total All Sites	75.00	55.00	72.00	48.50	71.50	43.00	21.00	43.00	143.50	191.00	69.50	38.00	72.58	871.00

DC Office on Aging and its Senior Service Network

Service Units By Service

<u>Service</u>	Oct	Nov	Dec	Jan	Feb	Mar	Apr	May	Jun	Jul	Aug	Sep	Monthly	YTD
<u>Site</u>	Units	Units	Units	Units	Units	Units	Units	Units	Units	Units	Units	Units	Avg	Units
<u>Cong Meal Disabled Under</u>														
Allen House Upper Room Baptist Church	0.00	0.00	0.00	0.00	0.00	0.00	0.00	0.00	0.00	0.00	0.00	0.00	0.00	0.00
Carver 2000 Senior Building	0.00	0.00	0.00	0.00	0.00	0.00	0.00	0.00	0.00	0.00	0.00	0.00	0.00	0.00
Congress Heights Senior Wellness Center	0.00	0.00	0.00	0.00	0.00	0.00	0.00	0.00	0.00	0.00	0.00	0.00	0.00	0.00
Dwelling Place Senior Center	0.00	0.00	0.00	0.00	0.00	0.00	0.00	0.00	0.00	0.00	0.00	0.00	0.00	0.00
East River Family Ward 7	0.00	0.00	0.00	0.00	0.00	0.00	0.00	0.00	0.00	0.00	0.00	0.00	0.00	0.00
Fort Davis	0.00	0.00	0.00	0.00	0.00	0.00	0.00	0.00	0.00	0.00	0.00	0.00	0.00	0.00
JW King Senior Building	0.00	0.00	0.00	0.00	0.00	0.00	0.00	0.00	0.00	0.00	0.00	0.00	0.00	0.00
KEMP Senior Program/Kenilworth	0.00	0.00	0.00	0.00	0.00	0.00	0.00	0.00	0.00	0.00	0.00	0.00	0.00	0.00
Mayfair Mansion	0.00	0.00	0.00	0.00	0.00	0.00	0.00	0.00	0.00	0.00	0.00	0.00	0.00	0.00
Moten	0.00	0.00	0.00	0.00	0.00	0.00	0.00	0.00	0.00	0.00	0.00	0.00	0.00	0.00
Phillip T. Johnson Senior Center	0.00	0.00	0.00	0.00	0.00	0.00	0.00	0.00	0.00	0.00	0.00	0.00	0.00	0.00
Renaissance	0.00	0.00	0.00	0.00	0.00	0.00	0.00	0.00	0.00	0.00	0.00	0.00	0.00	0.00
Robert Walls Senior Building	0.00	0.00	0.00	0.00	0.00	0.00	0.00	0.00	0.00	0.00	0.00	0.00	0.00	0.00
Washington Seniors Wellness Center	0.00	0.00	0.00	0.00	0.00	0.00	0.00	0.00	0.00	0.00	0.00	0.00	0.00	0.00
Weekend Nutrition Program	0.00	0.00	0.00	0.00	0.00	0.00	0.00	0.00	0.00	0.00	0.00	0.00	0.00	0.00
Total All Sites	0.00	0.00	0.00	0.00	0.00	0.00	0.00	0.00	0.00	0.00	0.00	0.00	0.00	0.00
<u>Cong Meal Second Servin</u>														
Allen House Upper Room Baptist Church	0.00	0.00	0.00	0.00	0.00	0.00	0.00	0.00	0.00	0.00	0.00	0.00	0.00	0.00
Carver 2000 Senior Building	0.00	0.00	0.00	0.00	0.00	0.00	0.00	0.00	0.00	0.00	0.00	0.00	0.00	0.00
Congress Heights Senior Wellness Center	0.00	0.00	0.00	0.00	0.00	0.00	0.00	0.00	0.00	0.00	0.00	0.00	0.00	0.00
Dwelling Place Senior Center	0.00	0.00	0.00	0.00	0.00	0.00	0.00	0.00	0.00	0.00	0.00	0.00	0.00	0.00
East River Family Ward 7	0.00	0.00	0.00	0.00	0.00	0.00	0.00	0.00	0.00	0.00	0.00	0.00	0.00	0.00
Fort Davis	0.00	0.00	0.00	0.00	0.00	0.00	0.00	0.00	0.00	0.00	0.00	0.00	0.00	0.00
JW King Senior Building	0.00	0.00	0.00	0.00	0.00	0.00	0.00	0.00	0.00	0.00	0.00	0.00	0.00	0.00
KEMP Senior Program/Kenilworth	63.00	5.00	11.00	15.00	0.00	17.00	7.00	4.00	5.00	0.00	0.00	0.00	10.58	127.00
Mayfair Mansion	0.00	0.00	0.00	12.00	0.00	0.00	0.00	0.00	0.00	0.00	0.00	0.00	1.00	12.00
Moten	0.00	0.00	0.00	0.00	0.00	0.00	0.00	0.00	0.00	0.00	0.00	0.00	0.00	0.00
Phillip T. Johnson Senior Center	43.00	30.00	57.00	18.00	18.00	11.00	16.00	15.00	23.00	32.00	21.00	20.00	25.33	304.00
Renaissance	0.00	0.00	0.00	0.00	0.00	0.00	0.00	0.00	0.00	0.00	0.00	0.00	0.00	0.00

DC Office on Aging and its Senior Service Network

Service Units By Service

<u>Service</u>	Oct	Nov	Dec	Jan	Feb	Mar	Apr	May	Jun	Jul	Aug	Sep	Monthly	YTD
<u>Site</u>	Units	Units	Units	Units	Units	Units	Units	Units	Units	Units	Units	Units	Avg	Units
Robert Walls Senior Building	0.00	0.00	0.00	0.00	0.00	0.00	0.00	0.00	0.00	0.00	0.00	0.00	0.00	
Washington Seniors Wellness Center	88.00	40.00	186.00	67.00	35.00	83.00	103.00	103.00	5.00	0.00	0.00	0.00	59.17	710.00
Weekend Nutrition Program	0.00	0.00	0.00	0.00	0.00	0.00	0.00	0.00	0.00	0.00	0.00	0.00	0.00	
Total All Sites	194.00	75.00	254.00	112.00	53.00	111.00	126.00	122.00	33.00	32.00	21.00	20.00	96.08	1,153.00

Cong Meal Spouse Under 60

Allen House Upper Room Baptist Church	0.00	0.00	0.00	0.00	0.00	0.00	0.00	0.00	0.00	0.00	0.00	0.00	0.00	
Carver 2000 Senior Building	0.00	0.00	0.00	0.00	0.00	0.00	0.00	0.00	0.00	0.00	0.00	0.00	0.00	
Congress Heights Senior Wellness Center	0.00	0.00	0.00	0.00	0.00	0.00	0.00	0.00	0.00	0.00	0.00	0.00	0.00	
Dwelling Place Senior Center	0.00	0.00	0.00	0.00	0.00	0.00	0.00	0.00	0.00	0.00	0.00	0.00	0.00	
East River Family Ward 7	0.00	0.00	0.00	0.00	0.00	0.00	0.00	0.00	0.00	0.00	0.00	0.00	0.00	
Fort Davis	0.00	0.00	0.00	0.00	0.00	0.00	0.00	0.00	0.00	0.00	0.00	0.00	0.00	
JW King Senior Building	0.00	0.00	0.00	0.00	0.00	0.00	0.00	0.00	0.00	0.00	0.00	0.00	0.00	
KEMP Senior Program/Kenilworth	0.00	0.00	0.00	0.00	0.00	0.00	0.00	0.00	0.00	0.00	0.00	0.00	0.00	
Mayfair Mansion	0.00	0.00	0.00	0.00	0.00	0.00	0.00	0.00	0.00	0.00	0.00	0.00	0.00	
Moten	0.00	0.00	0.00	0.00	0.00	0.00	0.00	0.00	0.00	0.00	0.00	0.00	0.00	
Phillip T. Johnson Senior Center	0.00	1.00	0.00	0.00	0.00	0.00	3.00	0.00	0.00	0.00	5.00	4.00	1.08	13.00
Renaissance	0.00	0.00	0.00	0.00	0.00	0.00	0.00	0.00	0.00	0.00	0.00	0.00	0.00	
Robert Walls Senior Building	0.00	0.00	0.00	0.00	0.00	0.00	0.00	0.00	0.00	0.00	0.00	0.00	0.00	
Washington Seniors Wellness Center	0.00	0.00	0.00	0.00	0.00	0.00	0.00	0.00	0.00	0.00	0.00	0.00	0.00	
Weekend Nutrition Program	0.00	0.00	0.00	0.00	0.00	0.00	0.00	0.00	0.00	0.00	0.00	0.00	0.00	
Total All Sites	0.00	1.00	0.00	0.00	0.00	0.00	3.00	0.00	0.00	0.00	5.00	4.00	1.08	13.00

Cong Meal Trash

Allen House Upper Room Baptist Church	0.00	0.00	0.00	0.00	0.00	0.00	0.00	0.00	0.00	0.00	0.00	0.00	0.00	
Carver 2000 Senior Building	0.00	0.00	0.00	0.00	0.00	0.00	0.00	0.00	0.00	0.00	0.00	0.00	0.00	
Congress Heights Senior Wellness Center	0.00	0.00	0.00	0.00	0.00	0.00	0.00	0.00	0.00	0.00	0.00	0.00	0.00	
Dwelling Place Senior Center	0.00	0.00	0.00	0.00	0.00	0.00	0.00	0.00	0.00	0.00	0.00	0.00	0.00	
East River Family Ward 7	0.00	0.00	0.00	0.00	0.00	0.00	0.00	0.00	0.00	1.00	0.00	0.00	0.08	1.00
Fort Davis	0.00	0.00	0.00	0.00	0.00	0.00	0.00	0.00	0.00	0.00	0.00	0.00	0.00	
JW King Senior Building	0.00	0.00	0.00	0.00	0.00	0.00	0.00	0.00	0.00	0.00	0.00	0.00	0.00	

DC Office on Aging and its Senior Service Network

Service Units By Service

<u>Service</u>	Oct	Nov	Dec	Jan	Feb	Mar	Apr	May	Jun	Jul	Aug	Sep	Monthly	YTD
<u>Site</u>	Units	Units	Units	Units	Units	Units	Units	Units	Units	Units	Units	Units	Avg	Units
KEMP Senior Program/Kenilworth	32.00	0.00	0.00	0.00	0.00	0.00	0.00	0.00	0.00	0.00	0.00	0.00	2.67	32.00
Mayfair Mansion	0.00	0.00	0.00	0.00	0.00	0.00	0.00	0.00	0.00	0.00	0.00	0.00	0.00	
Moten	0.00	0.00	0.00	0.00	0.00	0.00	0.00	0.00	0.00	0.00	0.00	0.00	0.00	
Phillip T. Johnson Senior Center	14.00	14.00	25.00	2.00	4.00	0.00	2.00	0.00	0.00	1.00	0.00	0.00	5.17	62.00
Renaissance	0.00	0.00	0.00	0.00	0.00	0.00	0.00	0.00	0.00	0.00	0.00	0.00	0.00	
Robert Walls Senior Building	0.00	0.00	0.00	0.00	0.00	0.00	0.00	0.00	0.00	0.00	0.00	0.00	0.00	
Washington Seniors Wellness Center	0.00	0.00	0.00	13.00	26.00	0.00	0.00	0.00	0.00	0.00	0.00	0.00	3.25	39.00
Weekend Nutrition Program	0.00	0.00	0.00	0.00	0.00	0.00	0.00	0.00	0.00	0.00	0.00	0.00	0.00	
Total All Sites	46.00	14.00	25.00	15.00	30.00	0.00	2.00	0.00	0.00	2.00	0.00	0.00	11.17	134.00

Cong Meal Volunteer Under

Allen House Upper Room Baptist Church	0.00	0.00	0.00	0.00	0.00	0.00	0.00	0.00	0.00	0.00	0.00	0.00	0.00	
Carver 2000 Senior Building	0.00	0.00	0.00	0.00	0.00	0.00	0.00	0.00	0.00	0.00	0.00	0.00	0.00	
Congress Heights Senior Wellness Center	0.00	0.00	0.00	0.00	0.00	0.00	0.00	0.00	0.00	0.00	0.00	0.00	0.00	
Dwelling Place Senior Center	0.00	0.00	0.00	0.00	0.00	0.00	0.00	0.00	0.00	0.00	0.00	0.00	0.00	
East River Family Ward 7	0.00	0.00	0.00	0.00	0.00	0.00	0.00	0.00	0.00	1.00	0.00	0.00	0.08	1.00
Fort Davis	0.00	0.00	0.00	0.00	0.00	0.00	0.00	0.00	0.00	0.00	0.00	0.00	0.00	
JW King Senior Building	0.00	0.00	0.00	0.00	0.00	0.00	0.00	0.00	0.00	0.00	0.00	0.00	0.00	
KEMP Senior Program/Kenilworth	0.00	0.00	0.00	0.00	0.00	0.00	0.00	0.00	0.00	0.00	0.00	0.00	0.00	
Mayfair Mansion	0.00	0.00	0.00	0.00	0.00	0.00	0.00	1.00	1.00	0.00	0.00	0.00	0.17	2.00
Moten	0.00	0.00	0.00	0.00	0.00	0.00	0.00	0.00	0.00	0.00	0.00	0.00	0.00	
Phillip T. Johnson Senior Center	0.00	0.00	5.00	5.00	0.00	0.00	17.00	3.00	12.00	20.00	12.00	12.00	7.17	86.00
Renaissance	0.00	0.00	0.00	0.00	0.00	0.00	0.00	0.00	0.00	0.00	0.00	0.00	0.00	
Robert Walls Senior Building	0.00	0.00	0.00	0.00	0.00	0.00	0.00	0.00	0.00	0.00	0.00	0.00	0.00	
Washington Seniors Wellness Center	0.00	0.00	0.00	0.00	0.00	0.00	0.00	0.00	0.00	0.00	0.00	0.00	0.00	
Weekend Nutrition Program	0.00	0.00	0.00	0.00	0.00	0.00	0.00	0.00	0.00	0.00	0.00	0.00	0.00	
Total All Sites	0.00	0.00	5.00	5.00	0.00	0.00	17.00	4.00	13.00	21.00	12.00	12.00	7.42	89.00

CongrMeal

(No Site)	0.00	0.00	0.00	0.00	0.00	0.00	1.00	2.00	0.00	0.00	0.00	96.00	8.25	99.00
Allen House Upper Room Baptist Church	0.00	0.00	0.00	0.00	0.00	0.00	0.00	0.00	0.00	0.00	0.00	0.00	0.00	

DC Office on Aging and its Senior Service Network

Service Units By Service

<u>Service</u>	Oct	Nov	Dec	Jan	Feb	Mar	Apr	May	Jun	Jul	Aug	Sep	Monthly	YTD
<u>Site</u>	Units	Units	Units	Units	Units	Units	Units	Units	Units	Units	Units	Units	Avg	Units
Carver 2000 Senior Building	0.00	0.00	0.00	0.00	0.00	0.00	0.00	0.00	0.00	0.00	0.00	0.00	0.00	
Congress Heights Senior Wellness Center	0.00	0.00	0.00	0.00	0.00	0.00	0.00	0.00	0.00	0.00	0.00	0.00	0.00	
Dwelling Place Senior Center	0.00	0.00	0.00	0.00	0.00	0.00	0.00	0.00	0.00	0.00	0.00	0.00	0.00	
East River Family Ward 7	0.00	0.00	0.00	0.00	0.00	7.00	1.00	0.00	22.00	113.00	28.00	0.00	14.25	171.00
Fort Davis	0.00	0.00	0.00	0.00	0.00	0.00	0.00	0.00	0.00	0.00	0.00	0.00	0.00	
JW King Senior Building	0.00	0.00	0.00	0.00	0.00	0.00	0.00	0.00	0.00	0.00	0.00	0.00	0.00	
KEMP Senior Program/Kenilworth	740.00	711.00	801.00	483.00	668.00	817.00	658.00	737.00	842.00	779.00	812.00	1,105.00	762.75	9,153.00
Mayfair Mansion	350.00	254.00	348.00	197.00	204.00	202.00	165.00	183.00	200.00	195.00	302.00	202.00	233.50	2,802.00
Moten	0.00	0.00	0.00	0.00	0.00	0.00	0.00	0.00	0.00	0.00	0.00	0.00	0.00	
Phillip T. Johnson Senior Center	342.00	295.00	351.00	231.00	322.00	341.00	376.00	405.00	414.00	371.00	452.00	564.00	372.00	4,464.00
Renaissance	0.00	0.00	0.00	0.00	0.00	0.00	0.00	0.00	0.00	0.00	0.00	0.00	0.00	
Robert Walls Senior Building	0.00	0.00	0.00	0.00	0.00	0.00	0.00	0.00	0.00	1.00	0.00	0.00	0.08	1.00
Washington Seniors Wellness Center	1,013.00	722.00	899.00	708.00	916.00	1,186.00	1,003.00	941.00	951.00	1,021.00	1,200.00	1,493.00	1,004.42	12,053.00
Weekend Nutrition Program	0.00	0.00	0.00	0.00	0.00	0.00	0.00	0.00	0.00	0.00	0.00	0.00	0.00	
Total All Sites	2,445.00	1,982.00	2,399.00	1,619.00	2,110.00	2,553.00	2,204.00	2,268.00	2,429.00	2,480.00	2,794.00	3,460.00	2,395.25	28,743.00

CongWeekend

Allen House Upper Room Baptist Church	0.00	0.00	0.00	0.00	0.00	0.00	0.00	0.00	0.00	0.00	0.00	0.00	0.00	
Carver 2000 Senior Building	0.00	0.00	0.00	0.00	0.00	0.00	0.00	0.00	0.00	0.00	0.00	0.00	0.00	
Congress Heights Senior Wellness Center	0.00	0.00	0.00	0.00	0.00	0.00	0.00	0.00	0.00	0.00	0.00	0.00	0.00	
Dwelling Place Senior Center	0.00	0.00	0.00	0.00	0.00	0.00	0.00	0.00	0.00	0.00	0.00	0.00	0.00	
East River Family Ward 7	0.00	0.00	0.00	0.00	0.00	0.00	0.00	0.00	0.00	0.00	0.00	0.00	0.00	
Fort Davis	0.00	0.00	0.00	0.00	0.00	0.00	0.00	0.00	0.00	0.00	0.00	0.00	0.00	
JW King Senior Building	0.00	0.00	0.00	0.00	0.00	0.00	0.00	0.00	0.00	0.00	0.00	0.00	0.00	
KEMP Senior Program/Kenilworth	0.00	0.00	0.00	0.00	0.00	0.00	0.00	0.00	0.00	0.00	0.00	0.00	0.00	
Mayfair Mansion	0.00	0.00	0.00	0.00	0.00	0.00	0.00	0.00	0.00	0.00	0.00	0.00	0.00	
Moten	0.00	0.00	0.00	0.00	0.00	0.00	0.00	0.00	0.00	0.00	0.00	0.00	0.00	
Phillip T. Johnson Senior Center	0.00	0.00	0.00	0.00	0.00	0.00	0.00	0.00	0.00	0.00	0.00	0.00	0.00	
Renaissance	0.00	0.00	0.00	0.00	0.00	0.00	0.00	0.00	0.00	0.00	0.00	0.00	0.00	
Robert Walls Senior Building	0.00	0.00	0.00	0.00	0.00	0.00	0.00	0.00	0.00	0.00	0.00	0.00	0.00	
Washington Seniors Wellness Center	0.00	0.00	0.00	0.00	0.00	0.00	0.00	0.00	0.00	0.00	0.00	0.00	0.00	

DC Office on Aging and its Senior Service Network

Service Units By Service

<u>Service</u>	Oct	Nov	Dec	Jan	Feb	Mar	Apr	May	Jun	Jul	Aug	Sep	Monthly	YTD
<u>Site</u>	Units	Units	Units	Units	Units	Units	Units	Units	Units	Units	Units	Units	Avg	Units
Weekend Nutrition Program	0.00	0.00	0.00	0.00	0.00	0.00	0.00	0.00	0.00	0.00	0.00	0.00	0.00	
Total All Sites	0.00	0.00	0.00	0.00	0.00	0.00	0.00	0.00	0.00	0.00	0.00	0.00	0.00	
Counseling														
(No Site)	1.00	1.00	593.00	0.00	501.00	0.00	553.00	1.50	586.00	568.00	564.00	705.00	339.46	4,073.50
Allen House Upper Room Baptist Church	0.00	0.00	0.00	0.00	0.00	0.00	0.00	0.00	0.00	0.00	0.00	0.00	0.00	
Carver 2000 Senior Building	0.00	0.00	0.00	0.00	0.00	0.00	0.00	0.00	0.00	0.00	0.00	0.00	0.00	
Congress Heights Senior Wellness Center	0.00	0.00	0.00	0.00	0.00	0.00	0.00	0.00	0.00	0.00	0.00	0.00	0.00	
Dwelling Place Senior Center	0.00	0.00	0.00	0.00	0.00	0.00	0.00	0.00	0.00	0.00	0.00	0.00	0.00	
East River Family Ward 7	322.00	321.00	457.50	383.25	451.50	377.50	386.50	367.50	561.00	538.00	591.50	295.00	421.02	5,052.25
Fort Davis	0.00	0.00	0.00	0.00	0.00	0.00	0.00	0.00	0.00	0.00	0.00	0.00	0.00	
JW King Senior Building	2.00	0.00	0.00	0.00	0.00	0.00	0.00	0.00	2.00	3.00	0.00	0.00	0.58	7.00
KEMP Senior Program/Kenilworth	45.00	12.00	11.00	4.00	18.50	7.00	40.00	5.00	10.00	37.00	11.00	54.50	21.25	255.00
Mayfair Mansion	2.00	1.00	8.00	0.00	1.00	0.00	2.00	3.00	1.00	12.00	5.00	14.50	4.13	49.50
Moten	0.00	0.00	0.00	0.00	0.00	0.00	0.00	0.00	0.00	0.00	0.00	0.00	0.00	
Phillip T. Johnson Senior Center	0.00	22.00	145.00	49.00	119.50	137.00	88.00	121.50	150.00	75.00	89.00	46.50	86.88	1,042.50
Renaissance	0.00	0.00	0.00	0.00	0.00	0.00	0.00	0.00	0.00	0.00	0.00	0.00	0.00	
Robert Walls Senior Building	0.00	0.00	0.00	0.00	0.00	0.00	0.00	0.00	0.00	0.00	0.00	0.00	0.00	
Washington Seniors Wellness Center	4.00	4.00	6.00	11.00	4.00	14.00	18.00	47.00	18.00	37.00	15.00	70.00	20.67	248.00
Weekend Nutrition Program	0.00	0.00	0.00	0.00	0.00	0.00	0.00	0.00	0.00	0.00	0.00	0.00	0.00	
Total All Sites	376.00	361.00	1,220.50	447.25	1,095.50	535.50	1,087.50	545.50	1,328.00	1,270.00	1,275.50	1,185.50	893.98	10,727.75
HDMealWkDay														
(No Site)	0.00	0.00	0.00	0.00	0.00	0.00	86,105.00	12,180.00	12,491.00	11,846.00	13,331.00	16,354.00	12,692.25	152,307.00
Allen House Upper Room Baptist Church	0.00	0.00	0.00	0.00	0.00	0.00	0.00	0.00	0.00	0.00	0.00	0.00	0.00	
Carver 2000 Senior Building	0.00	0.00	0.00	0.00	0.00	0.00	0.00	0.00	0.00	0.00	0.00	0.00	0.00	
Congress Heights Senior Wellness Center	0.00	0.00	0.00	0.00	0.00	0.00	0.00	0.00	0.00	0.00	0.00	0.00	0.00	
Dwelling Place Senior Center	0.00	0.00	0.00	0.00	0.00	0.00	0.00	0.00	0.00	0.00	0.00	0.00	0.00	
East River Family Ward 7	0.00	0.00	0.00	0.00	0.00	0.00	21.00	0.00	0.00	0.00	38.00	434.00	41.08	493.00
Fort Davis	0.00	0.00	0.00	0.00	0.00	0.00	0.00	0.00	0.00	0.00	0.00	0.00	0.00	
JW King Senior Building	0.00	0.00	0.00	0.00	0.00	0.00	0.00	0.00	0.00	0.00	0.00	0.00	0.00	

DC Office on Aging and its Senior Service Network

Service Units By Service

<u>Service</u>	<u>Oct</u>	<u>Nov</u>	<u>Dec</u>	<u>Jan</u>	<u>Feb</u>	<u>Mar</u>	<u>Apr</u>	<u>May</u>	<u>Jun</u>	<u>Jul</u>	<u>Aug</u>	<u>Sep</u>	<u>Monthly</u>	<u>YTD</u>
<u>Site</u>	<u>Units</u>	<u>Units</u>	<u>Units</u>	<u>Units</u>	<u>Units</u>	<u>Units</u>	<u>Units</u>	<u>Units</u>	<u>Units</u>	<u>Units</u>	<u>Units</u>	<u>Units</u>	<u>Avg</u>	<u>Units</u>
KEMP Senior Program/Kenilworth	0.00	0.00	0.00	0.00	0.00	0.00	0.00	0.00	0.00	0.00	0.00	0.00	0.00	
Mayfair Mansion	0.00	0.00	0.00	0.00	0.00	0.00	0.00	0.00	0.00	0.00	0.00	0.00	0.00	
Moten	0.00	0.00	0.00	0.00	0.00	0.00	0.00	0.00	0.00	0.00	0.00	0.00	0.00	
Phillip T. Johnson Senior Center	0.00	0.00	0.00	0.00	0.00	0.00	0.00	0.00	0.00	0.00	0.00	0.00	0.00	
Renaissance	0.00	0.00	0.00	0.00	0.00	0.00	0.00	0.00	0.00	0.00	0.00	0.00	0.00	
Robert Walls Senior Building	0.00	0.00	0.00	0.00	0.00	0.00	0.00	0.00	0.00	0.00	0.00	0.00	0.00	
Washington Seniors Wellness Center	0.00	0.00	0.00	0.00	0.00	0.00	0.00	0.00	0.00	0.00	0.00	0.00	0.00	
Weekend Nutrition Program	0.00	0.00	0.00	0.00	0.00	0.00	0.00	0.00	0.00	0.00	0.00	0.00	0.00	
Total All Sites	0.00	0.00	0.00	0.00	0.00	0.00	86,126.00	12,180.00	12,491.00	11,846.00	13,369.00	16,788.00	12,733.33	152,800.00

HDMealWkDay Tracking

(No Site)	12,175.00	11,891.00	13,573.00	11,420.00	11,830.00	0.00	0.00	0.00	0.00	0.00	0.00	0.00	5,074.08	60,889.00
Allen House Upper Room Baptist Church	0.00	0.00	0.00	0.00	0.00	0.00	0.00	0.00	0.00	0.00	0.00	0.00	0.00	
Carver 2000 Senior Building	0.00	0.00	0.00	0.00	0.00	0.00	0.00	0.00	0.00	0.00	0.00	0.00	0.00	
Congress Heights Senior Wellness Center	0.00	0.00	0.00	0.00	0.00	0.00	0.00	0.00	0.00	0.00	0.00	0.00	0.00	
Dwelling Place Senior Center	0.00	0.00	0.00	0.00	0.00	0.00	0.00	0.00	0.00	0.00	0.00	0.00	0.00	
East River Family Ward 7	0.00	18.00	164.00	1,236.00	0.00	11.00	0.00	0.00	0.00	0.00	0.00	0.00	119.08	1,429.00
Fort Davis	0.00	0.00	0.00	0.00	0.00	0.00	0.00	0.00	0.00	0.00	0.00	0.00	0.00	
JW King Senior Building	0.00	0.00	0.00	0.00	0.00	0.00	0.00	0.00	0.00	0.00	0.00	0.00	0.00	
KEMP Senior Program/Kenilworth	0.00	0.00	0.00	0.00	0.00	0.00	0.00	0.00	0.00	0.00	0.00	0.00	0.00	
Mayfair Mansion	0.00	0.00	0.00	0.00	0.00	0.00	0.00	0.00	0.00	0.00	0.00	0.00	0.00	
Moten	0.00	0.00	0.00	0.00	0.00	0.00	0.00	0.00	0.00	0.00	0.00	0.00	0.00	
Phillip T. Johnson Senior Center	0.00	0.00	0.00	0.00	0.00	0.00	0.00	0.00	0.00	0.00	0.00	0.00	0.00	
Renaissance	0.00	0.00	0.00	0.00	0.00	0.00	0.00	0.00	0.00	0.00	0.00	0.00	0.00	
Robert Walls Senior Building	0.00	0.00	0.00	0.00	0.00	0.00	0.00	0.00	0.00	0.00	0.00	0.00	0.00	
Washington Seniors Wellness Center	0.00	0.00	0.00	0.00	0.00	0.00	0.00	0.00	0.00	0.00	0.00	0.00	0.00	
Weekend Nutrition Program	0.00	0.00	0.00	0.00	0.00	0.00	0.00	0.00	0.00	0.00	0.00	0.00	0.00	
Total All Sites	12,175.00	11,909.00	13,737.00	12,656.00	11,830.00	11.00	0.00	0.00	0.00	0.00	0.00	0.00	5,193.17	62,318.00

HDMealWkEnd

(No Site)	2,020.00	2,081.00	1,877.00	2,408.00	1,896.00	1,519.00	1,779.00	1,876.00	1,764.00	2,218.00	1,740.00	1,888.00	1,922.17	23,066.00
-----------	----------	----------	----------	----------	----------	----------	----------	----------	----------	----------	----------	----------	----------	-----------

DC Office on Aging and its Senior Service Network

Service Units By Service

<u>Service</u>	Oct	Nov	Dec	Jan	Feb	Mar	Apr	May	Jun	Jul	Aug	Sep	Monthly	YTD
<u>Site</u>	Units	Units	Units	Units	Units	Units	Units	Units	Units	Units	Units	Units	Avg	Units
Allen House Upper Room Baptist Church	0.00	0.00	0.00	0.00	0.00	0.00	0.00	0.00	0.00	0.00	0.00	0.00	0.00	
Carver 2000 Senior Building	0.00	0.00	0.00	0.00	0.00	0.00	0.00	0.00	0.00	0.00	0.00	0.00	0.00	
Congress Heights Senior Wellness Center	0.00	0.00	0.00	0.00	0.00	0.00	0.00	0.00	0.00	0.00	0.00	0.00	0.00	
Dwelling Place Senior Center	0.00	0.00	0.00	0.00	0.00	0.00	0.00	0.00	0.00	0.00	0.00	0.00	0.00	
East River Family Ward 7	13.00	0.00	1.00	0.00	0.00	0.00	0.00	0.00	0.00	0.00	8.00	0.00	1.83	22.00
Fort Davis	0.00	0.00	0.00	0.00	0.00	0.00	0.00	0.00	0.00	0.00	0.00	0.00	0.00	
JW King Senior Building	0.00	0.00	0.00	0.00	0.00	0.00	0.00	0.00	0.00	0.00	0.00	0.00	0.00	
KEMP Senior Program/Kenilworth	0.00	0.00	0.00	0.00	0.00	0.00	0.00	0.00	0.00	0.00	0.00	0.00	0.00	
Mayfair Mansion	0.00	0.00	0.00	0.00	0.00	0.00	0.00	0.00	0.00	0.00	0.00	0.00	0.00	
Moten	0.00	0.00	0.00	0.00	0.00	0.00	0.00	0.00	0.00	0.00	0.00	0.00	0.00	
Phillip T. Johnson Senior Center	0.00	0.00	0.00	0.00	0.00	0.00	0.00	0.00	0.00	0.00	0.00	0.00	0.00	
Renaissance	0.00	0.00	0.00	0.00	0.00	0.00	0.00	0.00	0.00	0.00	0.00	0.00	0.00	
Robert Walls Senior Building	0.00	0.00	0.00	0.00	0.00	0.00	0.00	0.00	0.00	0.00	0.00	0.00	0.00	
Washington Seniors Wellness Center	0.00	0.00	0.00	0.00	0.00	0.00	0.00	0.00	0.00	0.00	0.00	0.00	0.00	
Weekend Nutrition Program	0.00	0.00	0.00	0.00	0.00	0.00	0.00	0.00	0.00	0.00	0.00	0.00	0.00	
Total All Sites	2,033.00	2,081.00	1,878.00	2,408.00	1,896.00	1,519.00	1,779.00	1,876.00	1,764.00	2,218.00	1,748.00	1,888.00	1,924.00	23,088.00

HDMealWkEnd Tracking

Allen House Upper Room Baptist Church	0.00	0.00	0.00	0.00	0.00	0.00	0.00	0.00	0.00	0.00	0.00	0.00	0.00	
Carver 2000 Senior Building	0.00	0.00	0.00	0.00	0.00	0.00	0.00	0.00	0.00	0.00	0.00	0.00	0.00	
Congress Heights Senior Wellness Center	0.00	0.00	0.00	0.00	0.00	0.00	0.00	0.00	0.00	0.00	0.00	0.00	0.00	
Dwelling Place Senior Center	0.00	0.00	0.00	0.00	0.00	0.00	0.00	0.00	0.00	0.00	0.00	0.00	0.00	
East River Family Ward 7	0.00	0.00	1.00	0.00	0.00	0.00	0.00	0.00	0.00	0.00	0.00	0.00	0.08	1.00
Fort Davis	0.00	0.00	0.00	0.00	0.00	0.00	0.00	0.00	0.00	0.00	0.00	0.00	0.00	
JW King Senior Building	0.00	0.00	0.00	0.00	0.00	0.00	0.00	0.00	0.00	0.00	0.00	0.00	0.00	
KEMP Senior Program/Kenilworth	0.00	0.00	0.00	0.00	0.00	0.00	0.00	0.00	0.00	0.00	0.00	0.00	0.00	
Mayfair Mansion	0.00	0.00	0.00	0.00	0.00	0.00	0.00	0.00	0.00	0.00	0.00	0.00	0.00	
Moten	0.00	0.00	0.00	0.00	0.00	0.00	0.00	0.00	0.00	0.00	0.00	0.00	0.00	
Phillip T. Johnson Senior Center	0.00	0.00	0.00	0.00	0.00	0.00	0.00	0.00	0.00	0.00	0.00	0.00	0.00	
Renaissance	0.00	0.00	0.00	0.00	0.00	0.00	0.00	0.00	0.00	0.00	0.00	0.00	0.00	
Robert Walls Senior Building	0.00	0.00	0.00	0.00	0.00	0.00	0.00	0.00	0.00	0.00	0.00	0.00	0.00	

DC Office on Aging and its Senior Service Network

Service Units By Service

<u>Service</u>	Oct	Nov	Dec	Jan	Feb	Mar	Apr	May	Jun	Jul	Aug	Sep	Monthly	YTD
<u>Site</u>	Units	Units	Units	Units	Units	Units	Units	Units	Units	Units	Units	Units	Avg	Units
Washington Seniors Wellness Center	0.00	0.00	0.00	0.00	0.00	0.00	0.00	0.00	0.00	0.00	0.00	0.00	0.00	
Weekend Nutrition Program	0.00	0.00	0.00	0.00	0.00	0.00	0.00	0.00	0.00	0.00	0.00	0.00	0.00	
Total All Sites	0.00	0.00	1.00	0.00	0.00	0.00	0.00	0.00	0.00	0.00	0.00	0.00	0.08	1.00
HealthPro														
Allen House Upper Room Baptist Church	0.00	0.00	0.00	0.00	0.00	0.00	0.00	0.00	0.00	0.00	0.00	0.00	0.00	
Carver 2000 Senior Building	0.00	0.00	0.00	0.00	0.00	0.00	0.00	0.00	0.00	0.00	0.00	0.00	0.00	
Congress Heights Senior Wellness Center	0.00	0.00	0.00	0.00	0.00	0.00	0.00	0.00	0.00	0.00	0.00	0.00	0.00	
Dwelling Place Senior Center	0.00	0.00	0.00	0.00	0.00	0.00	0.00	0.00	0.00	0.00	0.00	0.00	0.00	
East River Family Ward 7	0.00	0.00	0.00	0.00	0.00	0.00	1.00	0.00	0.00	2.00	0.00	0.00	0.25	3.00
Fort Davis	0.00	0.00	0.00	0.00	0.00	0.00	0.00	0.00	0.00	0.00	0.00	0.00	0.00	
JW King Senior Building	0.00	0.00	0.00	0.00	0.00	0.00	0.00	0.00	0.00	0.00	0.00	0.00	0.00	
KEMP Senior Program/Kenilworth	1,159.00	1,082.00	1,149.00	744.00	1,077.00	1,225.00	1,149.00	1,321.00	1,389.00	1,172.00	1,456.00	1,559.00	1,206.83	14,482.00
Mayfair Mansion	692.00	524.00	719.00	392.00	276.00	43.00	49.00	61.00	69.00	194.00	482.00	364.00	322.08	3,865.00
Moten	0.00	0.00	0.00	0.00	0.00	0.00	0.00	0.00	0.00	0.00	0.00	0.00	0.00	
Phillip T. Johnson Senior Center	367.00	320.00	339.00	243.00	341.00	417.00	383.00	401.00	433.50	368.00	711.00	763.50	423.92	5,087.00
Renaissance	0.00	0.00	0.00	0.00	0.00	0.00	0.00	0.00	0.00	0.00	0.00	0.00	0.00	
Robert Walls Senior Building	0.00	0.00	0.00	0.00	0.00	0.00	0.00	0.00	0.00	0.00	0.00	0.00	0.00	
Washington Seniors Wellness Center	0.00	0.00	0.00	0.00	0.00	0.00	15.00	0.00	1.00	0.00	0.00	2.00	1.50	18.00
Weekend Nutrition Program	0.00	0.00	0.00	0.00	0.00	0.00	0.00	0.00	0.00	0.00	0.00	0.00	0.00	
Total All Sites	2,218.00	1,926.00	2,207.00	1,379.00	1,694.00	1,685.00	1,597.00	1,783.00	1,892.50	1,736.00	2,649.00	2,688.50	1,954.58	23,455.00
HouseCleaning														
Allen House Upper Room Baptist Church	0.00	0.00	0.00	0.00	0.00	0.00	0.00	0.00	0.00	0.00	0.00	0.00	0.00	
Carver 2000 Senior Building	0.00	0.00	0.00	0.00	0.00	0.00	0.00	0.00	0.00	0.00	0.00	0.00	0.00	
Congress Heights Senior Wellness Center	0.00	0.00	0.00	0.00	0.00	0.00	0.00	0.00	0.00	0.00	0.00	0.00	0.00	
Dwelling Place Senior Center	0.00	0.00	0.00	0.00	0.00	0.00	0.00	0.00	0.00	0.00	0.00	0.00	0.00	
East River Family Ward 7	24.00	32.00	112.00	40.00	0.00	112.00	216.00	82.00	48.00	197.00	164.00	144.00	97.58	1,171.00
Fort Davis	0.00	0.00	0.00	0.00	0.00	0.00	0.00	0.00	0.00	0.00	0.00	0.00	0.00	
JW King Senior Building	0.00	0.00	0.00	0.00	0.00	0.00	0.00	0.00	0.00	0.00	0.00	0.00	0.00	
KEMP Senior Program/Kenilworth	0.00	0.00	0.00	0.00	0.00	0.00	0.00	0.00	0.00	0.00	0.00	0.00	0.00	

DC Office on Aging and its Senior Service Network

Service Units By Service

<u>Service</u>	Oct	Nov	Dec	Jan	Feb	Mar	Apr	May	Jun	Jul	Aug	Sep	Monthly	YTD
<u>Site</u>	Units	Units	Units	Units	Units	Units	Units	Units	Units	Units	Units	Units	Avg	Units
Mayfair Mansion	0.00	0.00	0.00	0.00	0.00	0.00	0.00	0.00	0.00	0.00	0.00	0.00	0.00	
Moten	0.00	0.00	0.00	0.00	0.00	0.00	0.00	0.00	0.00	0.00	0.00	0.00	0.00	
Phillip T. Johnson Senior Center	0.00	0.00	0.00	0.00	0.00	0.00	0.00	0.00	0.00	0.00	0.00	0.00	0.00	
Renaissance	0.00	0.00	0.00	0.00	0.00	0.00	0.00	0.00	0.00	0.00	0.00	0.00	0.00	
Robert Walls Senior Building	0.00	0.00	0.00	0.00	0.00	0.00	0.00	0.00	0.00	0.00	0.00	0.00	0.00	
Washington Seniors Wellness Center	0.00	0.00	0.00	0.00	0.00	0.00	0.00	0.00	0.00	0.00	0.00	0.00	0.00	
Weekend Nutrition Program	0.00	0.00	0.00	0.00	0.00	0.00	0.00	0.00	0.00	0.00	0.00	0.00	0.00	
Total All Sites	24.00	32.00	112.00	40.00	0.00	112.00	216.00	82.00	48.00	197.00	164.00	144.00	97.58	1,171.00

NutrCouns

(No Site)	0.00	1.00	0.00	0.00	0.00	0.00	0.00	0.00	0.00	0.00	0.00	0.00	0.08	1.00
Allen House Upper Room Baptist Church	0.00	0.00	0.00	0.00	0.00	0.00	0.00	0.00	0.00	0.00	0.00	0.00	0.00	
Carver 2000 Senior Building	0.00	0.00	0.00	0.00	0.00	0.00	0.00	0.00	0.00	0.00	0.00	0.00	0.00	
Congress Heights Senior Wellness Center	0.00	0.00	0.00	0.00	0.00	0.00	0.00	0.00	0.00	0.00	0.00	0.00	0.00	
Dwelling Place Senior Center	0.00	0.00	0.00	0.00	0.00	0.00	0.00	0.00	0.00	0.00	0.00	0.00	0.00	
East River Family Ward 7	55.00	27.00	50.00	23.00	0.00	0.00	29.00	24.00	26.00	26.00	186.50	264.00	59.21	710.50
Fort Davis	0.00	0.00	0.00	0.00	0.00	0.00	0.00	0.00	0.00	0.00	0.00	0.00	0.00	
JW King Senior Building	0.00	0.00	0.00	0.00	0.00	0.00	0.00	0.00	0.00	0.00	0.00	0.00	0.00	
KEMP Senior Program/Kenilworth	0.00	0.00	0.00	0.00	0.00	0.00	0.00	0.00	0.00	0.00	0.00	0.00	0.00	
Mayfair Mansion	0.00	0.00	0.00	0.00	0.00	0.00	0.00	0.00	0.00	0.00	0.00	0.00	0.00	
Moten	0.00	0.00	0.00	0.00	0.00	0.00	0.00	0.00	0.00	0.00	0.00	0.00	0.00	
Phillip T. Johnson Senior Center	0.00	0.00	0.00	0.00	0.00	0.00	0.00	0.00	0.00	0.00	0.00	0.00	0.00	
Renaissance	0.00	0.00	0.00	0.00	0.00	0.00	0.00	0.00	0.00	0.00	0.00	0.00	0.00	
Robert Walls Senior Building	0.00	0.00	0.00	0.00	0.00	0.00	0.00	0.00	0.00	0.00	0.00	0.00	0.00	
Washington Seniors Wellness Center	0.00	0.00	0.00	0.00	0.00	0.00	0.00	0.00	0.00	0.00	0.00	0.00	0.00	
Weekend Nutrition Program	0.00	0.00	0.00	0.00	0.00	0.00	0.00	0.00	0.00	0.00	0.00	0.00	0.00	
Total All Sites	55.00	28.00	50.00	23.00	0.00	0.00	29.00	24.00	26.00	26.00	186.50	264.00	59.29	711.50

NutrEduc

Allen House Upper Room Baptist Church	0.00	0.00	0.00	0.00	0.00	0.00	0.00	0.00	0.00	0.00	0.00	0.00	0.00	
Carver 2000 Senior Building	0.00	0.00	0.00	0.00	0.00	0.00	0.00	0.00	0.00	0.00	0.00	0.00	0.00	

DC Office on Aging and its Senior Service Network

Service Units By Service

<u>Service</u>	Oct	Nov	Dec	Jan	Feb	Mar	Apr	May	Jun	Jul	Aug	Sep	Monthly	YTD
<u>Site</u>	Units	Units	Units	Units	Units	Units	Units	Units	Units	Units	Units	Units	Avg	Units
Congress Heights Senior Wellness Center	0.00	0.00	0.00	0.00	0.00	0.00	0.00	0.00	0.00	0.00	0.00	0.00	0.00	
Dwelling Place Senior Center	0.00	0.00	0.00	0.00	0.00	0.00	0.00	0.00	0.00	1.00	0.00	0.00	0.08	1.00
East River Family Ward 7	0.00	0.00	0.00	0.00	0.00	0.00	0.00	2.00	1.00	3.00	0.00	0.00	0.50	6.00
Fort Davis	0.00	0.00	0.00	0.00	0.00	0.00	0.00	0.00	0.00	0.00	0.00	0.00	0.00	
JW King Senior Building	0.00	0.00	0.00	0.00	0.00	0.00	0.00	0.00	0.00	1.00	0.00	0.00	0.08	1.00
KEMP Senior Program/Kenilworth	34.00	18.00	24.00	0.00	33.00	55.00	37.00	122.00	86.00	81.00	138.00	109.00	61.42	737.00
Mayfair Mansion	23.00	20.00	18.00	12.00	0.00	0.00	0.00	5.00	0.00	33.00	68.00	14.00	16.08	193.00
Moten	0.00	0.00	0.00	0.00	0.00	0.00	0.00	0.00	0.00	0.00	0.00	0.00	0.00	
Phillip T. Johnson Senior Center	26.00	28.00	10.00	0.00	0.00	0.00	0.00	35.00	37.00	0.00	37.00	41.00	17.83	214.00
Renaissance	0.00	0.00	0.00	0.00	0.00	0.00	0.00	0.00	0.00	0.00	0.00	0.00	0.00	
Robert Walls Senior Building	0.00	0.00	0.00	0.00	0.00	0.00	0.00	0.00	0.00	0.00	0.00	0.00	0.00	
Washington Seniors Wellness Center	35.00	40.00	14.00	0.00	0.00	0.00	0.00	0.00	0.00	0.00	109.00	0.00	16.50	198.00
Weekend Nutrition Program	0.00	0.00	0.00	0.00	0.00	0.00	0.00	0.00	0.00	0.00	0.00	0.00	0.00	
Total All Sites	118.00	106.00	66.00	12.00	33.00	55.00	37.00	164.00	124.00	119.00	352.00	164.00	112.50	1,350.00
Outreach (Event)														
Allen House Upper Room Baptist Church	0.00	0.00	0.00	0.00	0.00	0.00	0.00	0.00	0.00	0.00	0.00	0.00	0.00	
Carver 2000 Senior Building	0.00	0.00	0.00	0.00	0.00	0.00	0.00	0.00	0.00	0.00	0.00	0.00	0.00	
Congress Heights Senior Wellness Center	0.00	0.00	0.00	0.00	0.00	0.00	0.00	0.00	0.00	0.00	0.00	0.00	0.00	
Dwelling Place Senior Center	0.00	0.00	0.00	0.00	0.00	0.00	0.00	0.00	0.00	0.00	0.00	0.00	0.00	
East River Family Ward 7	0.00	0.00	0.00	0.00	0.00	0.00	0.00	0.00	0.00	0.00	0.00	0.00	0.00	
Fort Davis	0.00	0.00	0.00	0.00	0.00	0.00	0.00	0.00	0.00	0.00	0.00	0.00	0.00	
JW King Senior Building	0.00	0.00	0.00	0.00	0.00	0.00	0.00	0.00	0.00	0.00	0.00	0.00	0.00	
KEMP Senior Program/Kenilworth	0.00	0.00	0.00	0.00	0.00	0.00	0.00	0.00	0.00	0.00	0.00	0.00	0.00	
Mayfair Mansion	0.00	0.00	0.00	0.00	0.00	0.00	0.00	0.00	0.00	0.00	0.00	0.00	0.00	
Moten	0.00	0.00	0.00	0.00	0.00	0.00	0.00	0.00	0.00	0.00	0.00	0.00	0.00	
Phillip T. Johnson Senior Center	0.00	0.00	0.00	0.00	0.00	0.00	0.00	0.00	0.00	0.00	0.00	0.00	0.00	
Renaissance	0.00	0.00	0.00	0.00	0.00	0.00	0.00	0.00	0.00	0.00	0.00	0.00	0.00	
Robert Walls Senior Building	0.00	0.00	0.00	0.00	0.00	0.00	0.00	0.00	0.00	0.00	0.00	0.00	0.00	
Washington Seniors Wellness Center	0.00	0.00	0.00	0.00	0.00	0.00	0.00	0.00	0.00	0.00	0.00	0.00	0.00	
Weekend Nutrition Program	0.00	0.00	0.00	0.00	0.00	0.00	0.00	0.00	0.00	0.00	0.00	0.00	0.00	

DC Office on Aging and its Senior Service Network

Service Units By Service

<u>Service</u>	<u>Oct</u>	<u>Nov</u>	<u>Dec</u>	<u>Jan</u>	<u>Feb</u>	<u>Mar</u>	<u>Apr</u>	<u>May</u>	<u>Jun</u>	<u>Jul</u>	<u>Aug</u>	<u>Sep</u>	<u>Monthly</u>	<u>YTD</u>
<u>Site</u>	<u>Units</u>	<u>Units</u>	<u>Units</u>	<u>Units</u>	<u>Units</u>	<u>Units</u>	<u>Units</u>	<u>Units</u>	<u>Units</u>	<u>Units</u>	<u>Units</u>	<u>Units</u>	<u>Avg</u>	<u>Units</u>
Total All Sites	0.00	0.00	0.00	0.00	0.00	0.00	0.00	0.00	0.00	0.00	0.00	0.00	0.00	0.00
Outreach (Handouts)														
Allen House Upper Room Baptist Church	0.00	0.00	0.00	0.00	0.00	0.00	0.00	0.00	0.00	0.00	0.00	0.00	0.00	0.00
Carver 2000 Senior Building	0.00	0.00	0.00	0.00	0.00	0.00	0.00	0.00	0.00	0.00	0.00	0.00	0.00	0.00
Congress Heights Senior Wellness Center	0.00	0.00	0.00	0.00	0.00	0.00	0.00	0.00	0.00	0.00	0.00	0.00	0.00	0.00
Dwelling Place Senior Center	0.00	0.00	0.00	0.00	0.00	0.00	0.00	0.00	0.00	0.00	0.00	0.00	0.00	0.00
East River Family Ward 7	0.00	0.00	0.00	0.00	0.00	0.00	0.00	0.00	0.00	0.00	0.00	0.00	0.00	0.00
Fort Davis	0.00	0.00	0.00	0.00	0.00	0.00	0.00	0.00	0.00	0.00	0.00	0.00	0.00	0.00
JW King Senior Building	0.00	0.00	0.00	0.00	0.00	0.00	0.00	0.00	0.00	0.00	0.00	0.00	0.00	0.00
KEMP Senior Program/Kenilworth	0.00	0.00	0.00	0.00	0.00	0.00	0.00	0.00	0.00	0.00	0.00	0.00	0.00	0.00
Mayfair Mansion	0.00	0.00	0.00	0.00	0.00	0.00	0.00	0.00	0.00	0.00	0.00	0.00	0.00	0.00
Moten	0.00	0.00	0.00	0.00	0.00	0.00	0.00	0.00	0.00	0.00	0.00	0.00	0.00	0.00
Phillip T. Johnson Senior Center	0.00	0.00	0.00	0.00	0.00	0.00	0.00	0.00	0.00	0.00	0.00	0.00	0.00	0.00
Renaissance	0.00	0.00	0.00	0.00	0.00	0.00	0.00	0.00	0.00	0.00	0.00	0.00	0.00	0.00
Robert Walls Senior Building	0.00	0.00	0.00	0.00	0.00	0.00	0.00	0.00	0.00	0.00	0.00	0.00	0.00	0.00
Washington Seniors Wellness Center	0.00	0.00	0.00	0.00	0.00	0.00	0.00	0.00	0.00	0.00	0.00	0.00	0.00	0.00
Weekend Nutrition Program	0.00	0.00	0.00	0.00	0.00	0.00	0.00	0.00	0.00	0.00	0.00	0.00	0.00	0.00
Total All Sites	0.00	0.00	0.00	0.00	0.00	0.00	0.00	0.00	0.00	0.00	0.00	0.00	0.00	0.00
Outreach (People)														
Allen House Upper Room Baptist Church	0.00	0.00	0.00	0.00	0.00	0.00	0.00	0.00	0.00	0.00	0.00	0.00	0.00	0.00
Carver 2000 Senior Building	0.00	0.00	0.00	0.00	0.00	0.00	0.00	0.00	0.00	0.00	0.00	0.00	0.00	0.00
Congress Heights Senior Wellness Center	0.00	0.00	0.00	0.00	0.00	0.00	0.00	0.00	0.00	0.00	0.00	0.00	0.00	0.00
Dwelling Place Senior Center	0.00	0.00	0.00	0.00	0.00	0.00	0.00	0.00	0.00	0.00	0.00	0.00	0.00	0.00
East River Family Ward 7	0.00	0.00	0.00	0.00	0.00	0.00	0.00	0.00	0.00	0.00	0.00	0.00	0.00	0.00
Fort Davis	0.00	0.00	0.00	0.00	0.00	0.00	0.00	0.00	0.00	0.00	0.00	0.00	0.00	0.00
JW King Senior Building	0.00	0.00	0.00	0.00	0.00	0.00	0.00	0.00	0.00	0.00	0.00	0.00	0.00	0.00
KEMP Senior Program/Kenilworth	0.00	0.00	0.00	0.00	0.00	0.00	0.00	0.00	0.00	0.00	0.00	0.00	0.00	0.00
Mayfair Mansion	0.00	0.00	0.00	0.00	0.00	0.00	0.00	0.00	0.00	0.00	0.00	0.00	0.00	0.00
Moten	0.00	0.00	0.00	0.00	0.00	0.00	0.00	0.00	0.00	0.00	0.00	0.00	0.00	0.00

DC Office on Aging and its Senior Service Network

Service Units By Service

<u>Service</u>	Oct	Nov	Dec	Jan	Feb	Mar	Apr	May	Jun	Jul	Aug	Sep	Monthly	YTD
<u>Site</u>	Units	Units	Units	Units	Units	Units	Units	Units	Units	Units	Units	Units	Avg	Units
Phillip T. Johnson Senior Center	0.00	0.00	0.00	0.00	0.00	0.00	0.00	0.00	0.00	0.00	0.00	0.00	0.00	
Renaissance	0.00	0.00	0.00	0.00	0.00	0.00	0.00	0.00	0.00	0.00	0.00	0.00	0.00	
Robert Walls Senior Building	0.00	0.00	0.00	0.00	0.00	0.00	0.00	0.00	0.00	0.00	0.00	0.00	0.00	
Washington Seniors Wellness Center	0.00	0.00	0.00	0.00	0.00	0.00	0.00	0.00	0.00	0.00	0.00	0.00	0.00	
Weekend Nutrition Program	0.00	0.00	0.00	0.00	0.00	0.00	0.00	0.00	0.00	0.00	0.00	0.00	0.00	
Total All Sites	0.00	0.00	0.00	0.00	0.00	0.00	0.00	0.00	0.00	0.00	0.00	0.00	0.00	
RecSoc														
(No Site)	0.00	0.00	0.00	27.00	3.00	0.00	1.00	0.00	0.00	0.00	0.00	0.00	2.58	31.00
Allen House Upper Room Baptist Church	0.00	0.00	0.00	0.00	0.00	0.00	0.00	0.00	0.00	0.00	0.00	0.00	0.00	
Carver 2000 Senior Building	0.00	0.00	0.00	0.00	0.00	0.00	0.00	0.00	0.00	0.00	0.00	0.00	0.00	
Congress Heights Senior Wellness Center	0.00	0.00	0.00	0.00	0.00	0.00	0.00	0.00	0.00	0.00	0.00	0.00	0.00	
Dwelling Place Senior Center	0.00	0.00	0.00	0.00	0.00	0.00	0.00	0.00	0.00	0.00	0.00	0.00	0.00	
East River Family Ward 7	0.00	0.00	0.00	0.00	0.00	215.00	3.00	0.00	2.00	0.00	0.00	0.00	18.33	220.00
Fort Davis	0.00	0.00	0.00	0.00	0.00	0.00	0.00	0.00	0.00	0.00	0.00	0.00	0.00	
JW King Senior Building	0.00	0.00	0.00	0.00	0.00	0.00	0.00	0.00	0.00	0.00	0.00	0.00	0.00	
KEMP Senior Program/Kenilworth	1,772.00	1,750.00	2,115.00	1,196.00	1,589.50	2,137.00	1,683.00	1,749.50	2,062.00	1,970.00	1,971.00	1,774.00	1,814.08	21,769.00
Mayfair Mansion	710.00	514.00	700.00	386.00	496.00	356.00	635.00	647.00	716.00	580.00	736.00	410.00	573.83	6,886.00
Moten	0.00	0.00	0.00	0.00	0.00	0.00	0.00	0.00	0.00	0.00	0.00	0.00	0.00	
Phillip T. Johnson Senior Center	1,001.50	829.50	1,011.00	667.00	979.00	1,259.50	1,106.50	1,105.00	1,186.00	1,019.00	1,302.00	958.00	1,035.33	12,424.00
Renaissance	0.00	0.00	0.00	0.00	0.00	0.00	0.00	0.00	0.00	0.00	0.00	0.00	0.00	
Robert Walls Senior Building	0.00	0.00	0.00	0.00	0.00	0.00	0.00	0.00	0.00	0.00	0.00	0.00	0.00	
Washington Seniors Wellness Center	1,944.00	1,328.00	1,373.00	673.00	817.00	1,140.00	1,031.00	1,410.50	1,397.50	1,457.00	1,774.50	1,686.50	1,336.00	16,032.00
Weekend Nutrition Program	0.00	0.00	0.00	0.00	0.00	0.00	0.00	0.00	0.00	0.00	0.00	0.00	0.00	
Total All Sites	5,427.50	4,421.50	5,199.00	2,949.00	3,884.50	5,107.50	4,459.50	4,912.00	5,363.50	5,026.00	5,783.50	4,828.50	4,780.17	57,362.00
Stimulus CongrMeal														
Allen House Upper Room Baptist Church	0.00	0.00	0.00	0.00	0.00	0.00	0.00	0.00	0.00	0.00	0.00	0.00	0.00	
Carver 2000 Senior Building	0.00	0.00	0.00	0.00	0.00	0.00	0.00	0.00	0.00	0.00	0.00	0.00	0.00	
Congress Heights Senior Wellness Center	0.00	0.00	0.00	0.00	0.00	0.00	0.00	0.00	0.00	0.00	0.00	0.00	0.00	
Dwelling Place Senior Center	0.00	0.00	0.00	0.00	0.00	0.00	0.00	0.00	0.00	0.00	0.00	0.00	0.00	

DC Office on Aging and its Senior Service Network

Service Units By Service

<u>Service</u>	Oct	Nov	Dec	Jan	Feb	Mar	Apr	May	Jun	Jul	Aug	Sep	Monthly	YTD
<u>Site</u>	Units	Units	Units	Units	Units	Units	Units	Units	Units	Units	Units	Units	Avg	Units
East River Family Ward 7	0.00	0.00	0.00	0.00	0.00	0.00	0.00	0.00	0.00	0.00	0.00	0.00	0.00	0.00
Fort Davis	0.00	0.00	0.00	0.00	0.00	0.00	0.00	0.00	0.00	0.00	0.00	0.00	0.00	0.00
JW King Senior Building	0.00	0.00	0.00	0.00	0.00	0.00	0.00	0.00	0.00	0.00	0.00	0.00	0.00	0.00
KEMP Senior Program/Kenilworth	0.00	0.00	0.00	0.00	0.00	0.00	0.00	0.00	0.00	0.00	0.00	0.00	0.00	0.00
Mayfair Mansion	0.00	0.00	0.00	0.00	0.00	0.00	0.00	0.00	0.00	0.00	0.00	0.00	0.00	0.00
Moten	0.00	0.00	0.00	0.00	0.00	0.00	0.00	0.00	0.00	0.00	0.00	0.00	0.00	0.00
Phillip T. Johnson Senior Center	0.00	0.00	0.00	0.00	0.00	0.00	0.00	0.00	0.00	0.00	0.00	0.00	0.00	0.00
Renaissance	0.00	0.00	0.00	0.00	0.00	0.00	0.00	0.00	0.00	0.00	0.00	0.00	0.00	0.00
Robert Walls Senior Building	0.00	0.00	0.00	0.00	0.00	0.00	0.00	0.00	0.00	0.00	0.00	0.00	0.00	0.00
Washington Seniors Wellness Center	0.00	0.00	0.00	0.00	0.00	0.00	0.00	0.00	0.00	0.00	0.00	0.00	0.00	0.00
Weekend Nutrition Program	0.00	0.00	0.00	0.00	0.00	0.00	0.00	0.00	0.00	0.00	0.00	0.00	0.00	0.00
Total All Sites	0.00	0.00	0.00	0.00	0.00	0.00	0.00	0.00	0.00	0.00	0.00	0.00	0.00	0.00
Stimulus HDMealWkDay														
Allen House Upper Room Baptist Church	0.00	0.00	0.00	0.00	0.00	0.00	0.00	0.00	0.00	0.00	0.00	0.00	0.00	0.00
Carver 2000 Senior Building	0.00	0.00	0.00	0.00	0.00	0.00	0.00	0.00	0.00	0.00	0.00	0.00	0.00	0.00
Congress Heights Senior Wellness Center	0.00	0.00	0.00	0.00	0.00	0.00	0.00	0.00	0.00	0.00	0.00	0.00	0.00	0.00
Dwelling Place Senior Center	0.00	0.00	0.00	0.00	0.00	0.00	0.00	0.00	0.00	0.00	0.00	0.00	0.00	0.00
East River Family Ward 7	0.00	0.00	0.00	0.00	0.00	0.00	0.00	0.00	0.00	0.00	0.00	0.00	0.00	0.00
Fort Davis	0.00	0.00	0.00	0.00	0.00	0.00	0.00	0.00	0.00	0.00	0.00	0.00	0.00	0.00
JW King Senior Building	0.00	0.00	0.00	0.00	0.00	0.00	0.00	0.00	0.00	0.00	0.00	0.00	0.00	0.00
KEMP Senior Program/Kenilworth	0.00	0.00	0.00	0.00	0.00	0.00	0.00	0.00	0.00	0.00	0.00	0.00	0.00	0.00
Mayfair Mansion	0.00	0.00	0.00	0.00	0.00	0.00	0.00	0.00	0.00	0.00	0.00	0.00	0.00	0.00
Moten	0.00	0.00	0.00	0.00	0.00	0.00	0.00	0.00	0.00	0.00	0.00	0.00	0.00	0.00
Phillip T. Johnson Senior Center	0.00	0.00	0.00	0.00	0.00	0.00	0.00	0.00	0.00	0.00	0.00	0.00	0.00	0.00
Renaissance	0.00	0.00	0.00	0.00	0.00	0.00	0.00	0.00	0.00	0.00	0.00	0.00	0.00	0.00
Robert Walls Senior Building	0.00	0.00	0.00	0.00	0.00	0.00	0.00	0.00	0.00	0.00	0.00	0.00	0.00	0.00
Washington Seniors Wellness Center	0.00	0.00	0.00	0.00	0.00	0.00	0.00	0.00	0.00	0.00	0.00	0.00	0.00	0.00
Weekend Nutrition Program	0.00	0.00	0.00	0.00	0.00	0.00	0.00	0.00	0.00	0.00	0.00	0.00	0.00	0.00
Total All Sites	0.00	0.00	0.00	0.00	0.00	0.00	0.00	0.00	0.00	0.00	0.00	0.00	0.00	0.00

DC Office on Aging and its Senior Service Network

Service Units By Service

<u>Service</u>	Oct	Nov	Dec	Jan	Feb	Mar	Apr	May	Jun	Jul	Aug	Sep	Monthly	YTD
<u>Site</u>	Units	Units	Units	Units	Units	Units	Units	Units	Units	Units	Units	Units	Avg	Units
<u>Stimulus HDMealWkEnd</u>														
Allen House Upper Room Baptist Church	0.00	0.00	0.00	0.00	0.00	0.00	0.00	0.00	0.00	0.00	0.00	0.00	0.00	0.00
Carver 2000 Senior Building	0.00	0.00	0.00	0.00	0.00	0.00	0.00	0.00	0.00	0.00	0.00	0.00	0.00	0.00
Congress Heights Senior Wellness Center	0.00	0.00	0.00	0.00	0.00	0.00	0.00	0.00	0.00	0.00	0.00	0.00	0.00	0.00
Dwelling Place Senior Center	0.00	0.00	0.00	0.00	0.00	0.00	0.00	0.00	0.00	0.00	0.00	0.00	0.00	0.00
East River Family Ward 7	0.00	0.00	0.00	0.00	0.00	0.00	0.00	0.00	0.00	0.00	0.00	0.00	0.00	0.00
Fort Davis	0.00	0.00	0.00	0.00	0.00	0.00	0.00	0.00	0.00	0.00	0.00	0.00	0.00	0.00
JW King Senior Building	0.00	0.00	0.00	0.00	0.00	0.00	0.00	0.00	0.00	0.00	0.00	0.00	0.00	0.00
KEMP Senior Program/Kenilworth	0.00	0.00	0.00	0.00	0.00	0.00	0.00	0.00	0.00	0.00	0.00	0.00	0.00	0.00
Mayfair Mansion	0.00	0.00	0.00	0.00	0.00	0.00	0.00	0.00	0.00	0.00	0.00	0.00	0.00	0.00
Moten	0.00	0.00	0.00	0.00	0.00	0.00	0.00	0.00	0.00	0.00	0.00	0.00	0.00	0.00
Phillip T. Johnson Senior Center	0.00	0.00	0.00	0.00	0.00	0.00	0.00	0.00	0.00	0.00	0.00	0.00	0.00	0.00
Renaissance	0.00	0.00	0.00	0.00	0.00	0.00	0.00	0.00	0.00	0.00	0.00	0.00	0.00	0.00
Robert Walls Senior Building	0.00	0.00	0.00	0.00	0.00	0.00	0.00	0.00	0.00	0.00	0.00	0.00	0.00	0.00
Washington Seniors Wellness Center	0.00	0.00	0.00	0.00	0.00	0.00	0.00	0.00	0.00	0.00	0.00	0.00	0.00	0.00
Weekend Nutrition Program	0.00	0.00	0.00	0.00	0.00	0.00	0.00	0.00	0.00	0.00	0.00	0.00	0.00	0.00
Total All Sites	0.00	0.00	0.00	0.00	0.00	0.00	0.00	0.00	0.00	0.00	0.00	0.00	0.00	0.00
<u>TransSites</u>														
Allen House Upper Room Baptist Church	0.00	0.00	0.00	0.00	0.00	0.00	0.00	0.00	0.00	0.00	0.00	0.00	0.00	0.00
Carver 2000 Senior Building	0.00	0.00	0.00	0.00	0.00	0.00	0.00	0.00	0.00	0.00	0.00	0.00	0.00	0.00
Congress Heights Senior Wellness Center	0.00	0.00	0.00	0.00	0.00	0.00	0.00	0.00	0.00	0.00	0.00	0.00	0.00	0.00
Dwelling Place Senior Center	0.00	0.00	0.00	0.00	0.00	0.00	0.00	0.00	0.00	0.00	0.00	0.00	0.00	0.00
East River Family Ward 7	0.00	0.00	0.00	0.00	0.00	0.00	0.00	0.00	0.00	0.00	0.00	0.00	0.00	0.00
Fort Davis	0.00	0.00	0.00	0.00	0.00	0.00	0.00	0.00	0.00	0.00	0.00	0.00	0.00	0.00
JW King Senior Building	0.00	0.00	0.00	0.00	0.00	0.00	0.00	0.00	0.00	0.00	0.00	0.00	0.00	0.00
KEMP Senior Program/Kenilworth	0.00	0.00	0.00	0.00	0.00	0.00	0.00	0.00	0.00	0.00	0.00	0.00	0.00	0.00
Mayfair Mansion	0.00	0.00	0.00	0.00	0.00	0.00	0.00	0.00	0.00	0.00	0.00	0.00	0.00	0.00
Moten	0.00	0.00	0.00	0.00	0.00	0.00	0.00	0.00	0.00	0.00	0.00	0.00	0.00	0.00
Phillip T. Johnson Senior Center	0.00	0.00	0.00	0.00	0.00	0.00	0.00	0.00	0.00	0.00	0.00	0.00	0.00	0.00
Renaissance	0.00	0.00	0.00	0.00	0.00	0.00	0.00	0.00	0.00	0.00	0.00	0.00	0.00	0.00

DC Office on Aging and its Senior Service Network

Service Units By Service

<u>Service</u>	Oct	Nov	Dec	Jan	Feb	Mar	Apr	May	Jun	Jul	Aug	Sep	Monthly	YTD
<u>Site</u>	Units	Units	Units	Units	Units	Units	Units	Units	Units	Units	Units	Units	Avg	Units
Robert Walls Senior Building	0.00	0.00	0.00	0.00	0.00	0.00	0.00	0.00	0.00	0.00	0.00	0.00	0.00	0.00
Washington Seniors Wellness Center	0.00	0.00	0.00	0.00	0.00	0.00	0.00	0.00	0.00	0.00	0.00	0.00	0.00	0.00
Weekend Nutrition Program	0.00	0.00	0.00	0.00	0.00	0.00	0.00	0.00	0.00	0.00	0.00	0.00	0.00	0.00
Total All Sites	0.00	0.00	0.00	0.00	0.00	0.00	0.00	0.00	0.00	0.00	0.00	0.00	0.00	0.00
Wellness														
Allen House Upper Room Baptist Church	0.00	0.00	0.00	0.00	0.00	0.00	0.00	0.00	0.00	0.00	0.00	0.00	0.00	0.00
Carver 2000 Senior Building	0.00	0.00	0.00	0.00	0.00	0.00	0.00	0.00	0.00	0.00	0.00	0.00	0.00	0.00
Congress Heights Senior Wellness Center	0.00	0.00	0.00	0.00	0.00	0.00	0.00	0.00	0.00	0.00	0.00	0.00	0.00	0.00
Dwelling Place Senior Center	0.00	0.00	0.00	0.00	0.00	0.00	0.00	0.00	0.00	0.00	0.00	0.00	0.00	0.00
East River Family Ward 7	0.00	0.00	0.00	0.00	0.00	0.00	0.00	0.00	0.00	0.00	0.00	0.00	0.00	0.00
Fort Davis	0.00	0.00	0.00	0.00	0.00	0.00	0.00	0.00	0.00	0.00	0.00	0.00	0.00	0.00
JW King Senior Building	0.00	0.00	0.00	0.00	0.00	0.00	0.00	0.00	0.00	0.00	0.00	0.00	0.00	0.00
KEMP Senior Program/Kenilworth	0.00	0.00	0.00	0.00	0.00	0.00	0.00	0.00	0.00	0.00	0.00	0.00	0.00	0.00
Mayfair Mansion	0.00	0.00	0.00	0.00	0.00	0.00	0.00	0.00	0.00	0.00	0.00	0.00	0.00	0.00
Moten	0.00	0.00	0.00	0.00	0.00	0.00	0.00	0.00	0.00	0.00	0.00	0.00	0.00	0.00
Phillip T. Johnson Senior Center	0.00	0.00	0.00	0.00	0.00	0.00	0.00	0.00	0.00	0.00	0.00	0.00	0.00	0.00
Renaissance	0.00	0.00	0.00	0.00	0.00	0.00	0.00	0.00	0.00	0.00	0.00	0.00	0.00	0.00
Robert Walls Senior Building	0.00	0.00	0.00	0.00	0.00	0.00	0.00	0.00	0.00	0.00	0.00	0.00	0.00	0.00
Washington Seniors Wellness Center	0.00	0.00	0.00	0.00	0.00	0.00	0.00	0.00	0.00	0.00	0.00	0.00	0.00	0.00
Weekend Nutrition Program	0.00	0.00	0.00	0.00	0.00	0.00	0.00	0.00	0.00	0.00	0.00	0.00	0.00	0.00
Total All Sites	0.00	0.00	0.00	0.00	0.00	0.00	0.00	0.00	0.00	0.00	0.00	0.00	0.00	0.00

DC Office on Aging and its Senior Service Network

Service Units By Service

From: 10/1/2015

To: 9/30/2016

Fiscal Year: 2016

Family Matters Aging Services Ward 8

<u>Service</u>	Oct	Nov	Dec	Jan	Feb	Mar	Apr	May	Jun	Jul	Aug	Sep	Monthly	YTD
Site	Units	Units	Units	Units	Units	Units	Units	Units	Units	Units	Units	Units	Avg	Units
<u>CaseMgmt</u>														
(No Site)	125.50	140.50	155.50	137.25	159.50	91.00	74.75	54.00	48.50	67.50	82.75	131.50	105.69	1,268.25
Congress Heights Senior Wellness Center	4.25	0.00	0.50	0.00	0.00	3.00	0.50	0.00	1.00	0.50	0.00	0.00	0.81	9.75
Deaf and Hard of Hearing	0.00	0.00	0.00	0.00	0.00	0.00	0.00	0.00	0.00	0.00	0.00	0.00	0.00	
Fort Dupont Park Seventh Day Apartments	0.00	0.00	0.00	0.00	0.00	0.00	0.00	0.00	0.00	0.00	0.00	0.00	0.00	
Knox Hill Senior Program	0.00	0.00	0.00	0.00	0.00	0.00	0.00	0.00	0.00	0.00	0.00	0.00	0.00	
Matthew's Memorial	0.00	0.00	0.00	0.00	0.00	0.00	0.00	0.00	0.00	0.00	0.00	0.00	0.00	
SOME	0.00	0.00	0.00	0.00	0.00	0.00	0.00	0.00	0.00	0.00	0.00	0.00	0.00	
Total All Sites	129.75	140.50	156.00	137.25	159.50	94.00	75.25	54.00	49.50	68.00	82.75	131.50	106.50	1,278.00
<u>CompAssmt</u>														
(No Site)	71.00	35.50	36.00	31.00	58.00	64.00	41.50	36.00	56.50	33.00	108.50	84.00	54.58	655.00
Congress Heights Senior Wellness Center	4.00	0.00	0.00	0.00	0.00	0.00	0.00	0.00	2.00	0.00	0.00	0.00	0.50	6.00
Deaf and Hard of Hearing	0.00	0.00	0.00	0.00	0.00	0.00	0.00	0.00	0.00	0.00	0.00	0.00	0.00	
Fort Dupont Park Seventh Day Apartments	0.00	0.00	0.00	0.00	0.00	0.00	0.00	0.00	0.00	0.00	0.00	0.00	0.00	
Knox Hill Senior Program	0.00	0.00	0.00	0.00	0.00	0.00	0.00	0.00	0.00	0.00	0.00	0.00	0.00	
Matthew's Memorial	0.00	0.00	0.00	0.00	0.00	0.00	0.00	0.00	0.00	0.00	0.00	0.00	0.00	
SOME	0.00	0.00	0.00	0.00	0.00	0.00	0.00	0.00	0.00	0.00	0.00	0.00	0.00	
Total All Sites	75.00	35.50	36.00	31.00	58.00	64.00	41.50	36.00	58.50	33.00	108.50	84.00	55.08	661.00
<u>Cong Meal Disabled Under</u>														
Congress Heights Senior Wellness Center	0.00	0.00	0.00	0.00	0.00	0.00	0.00	0.00	0.00	0.00	0.00	0.00	0.00	
Deaf and Hard of Hearing	0.00	0.00	0.00	0.00	0.00	0.00	0.00	0.00	0.00	0.00	0.00	0.00	0.00	
Fort Dupont Park Seventh Day Apartments	0.00	0.00	0.00	0.00	0.00	0.00	0.00	0.00	0.00	0.00	0.00	0.00	0.00	
Knox Hill Senior Program	0.00	0.00	0.00	0.00	0.00	0.00	0.00	0.00	0.00	0.00	0.00	0.00	0.00	
Matthew's Memorial	0.00	0.00	0.00	0.00	0.00	0.00	0.00	0.00	0.00	0.00	0.00	0.00	0.00	
SOME	0.00	0.00	1.00	0.00	0.00	0.00	0.00	0.00	0.00	0.00	0.00	0.00	0.08	1.00
Total All Sites	0.00	0.00	1.00	0.00	0.00	0.00	0.00	0.00	0.00	0.00	0.00	0.00	0.08	1.00
<u>Cong Meal Second Servin</u>														
(No Site)	3.00	5.00	0.00	17.00	18.00	0.00	5.00	5.00	0.00	23.00	23.00	1.00	8.33	100.00

DC Office on Aging and its Senior Service Network

Service Units By Service

<u>Service</u>	Oct	Nov	Dec	Jan	Feb	Mar	Apr	May	Jun	Jul	Aug	Sep	Monthly	YTD
<u>Site</u>	Units	Units	Units	Units	Units	Units	Units	Units	Units	Units	Units	Units	Avg	Units
Congress Heights Senior Wellness Center	0.00	0.00	0.00	21.00	0.00	0.00	0.00	0.00	0.00	0.00	1.00	2.00	2.00	24.00
Deaf and Hard of Hearing	2.00	0.00	0.00	26.00	0.00	7.00	1.00	0.00	0.00	2.00	4.00	0.00	3.50	42.00
Fort Dupont Park Seventh Day Apartments	10.00	4.00	6.00	2.00	4.00	19.00	11.00	0.00	0.00	0.00	2.00	0.00	4.83	58.00
Knox Hill Senior Program	0.00	0.00	0.00	0.00	0.00	0.00	0.00	0.00	0.00	0.00	0.00	0.00	0.00	
Matthew's Memorial	5.00	0.00	0.00	0.00	0.00	0.00	0.00	0.00	0.00	0.00	0.00	0.00	0.42	5.00
SOME	29.00	60.00	80.00	52.00	34.00	63.00	58.00	48.00	26.00	42.00	27.00	45.00	47.00	564.00
Total All Sites	49.00	69.00	86.00	118.00	56.00	89.00	75.00	53.00	26.00	67.00	57.00	48.00	66.08	793.00
<u>Cong Meal Spouse Under 60</u>														
Congress Heights Senior Wellness Center	0.00	0.00	0.00	0.00	0.00	0.00	0.00	0.00	0.00	0.00	0.00	0.00	0.00	
Deaf and Hard of Hearing	0.00	0.00	0.00	0.00	0.00	0.00	0.00	0.00	0.00	0.00	0.00	0.00	0.00	
Fort Dupont Park Seventh Day Apartments	0.00	0.00	0.00	0.00	0.00	0.00	0.00	0.00	0.00	0.00	0.00	0.00	0.00	
Knox Hill Senior Program	0.00	0.00	0.00	0.00	0.00	0.00	0.00	0.00	0.00	0.00	0.00	0.00	0.00	
Matthew's Memorial	0.00	0.00	0.00	0.00	0.00	0.00	0.00	0.00	0.00	0.00	0.00	0.00	0.00	
SOME	0.00	0.00	0.00	0.00	0.00	0.00	0.00	0.00	0.00	0.00	0.00	0.00	0.00	
Total All Sites	0.00	0.00	0.00	0.00	0.00	0.00	0.00	0.00	0.00	0.00	0.00	0.00	0.00	
<u>Cong Meal Trash</u>														
(No Site)	0.00	0.00	0.00	14.00	0.00	0.00	0.00	0.00	0.00	0.00	2.00	0.00	1.33	16.00
Congress Heights Senior Wellness Center	0.00	0.00	0.00	0.00	0.00	0.00	0.00	0.00	0.00	0.00	0.00	0.00	0.00	
Deaf and Hard of Hearing	0.00	0.00	1.00	0.00	0.00	0.00	0.00	0.00	0.00	0.00	0.00	0.00	0.08	1.00
Fort Dupont Park Seventh Day Apartments	4.00	0.00	0.00	0.00	0.00	0.00	0.00	0.00	27.00	0.00	0.00	0.00	2.58	31.00
Knox Hill Senior Program	0.00	0.00	0.00	0.00	0.00	0.00	0.00	0.00	0.00	0.00	0.00	0.00	0.00	
Matthew's Memorial	0.00	0.00	22.00	0.00	0.00	0.00	0.00	0.00	0.00	0.00	0.00	0.00	1.83	22.00
SOME	21.00	14.00	21.00	3.00	2.00	0.00	0.00	0.00	0.00	20.00	10.00	8.00	8.25	99.00
Total All Sites	25.00	14.00	44.00	17.00	2.00	0.00	0.00	0.00	27.00	20.00	12.00	8.00	14.08	169.00
<u>Cong Meal Volunteer Under</u>														
Congress Heights Senior Wellness Center	0.00	0.00	0.00	0.00	0.00	0.00	0.00	0.00	0.00	0.00	0.00	0.00	0.00	
Deaf and Hard of Hearing	0.00	1.00	0.00	0.00	0.00	2.00	0.00	0.00	0.00	2.00	0.00	2.00	0.58	7.00
Fort Dupont Park Seventh Day Apartments	0.00	0.00	0.00	0.00	0.00	0.00	0.00	0.00	0.00	0.00	0.00	0.00	0.00	

DC Office on Aging and its Senior Service Network

Service Units By Service

<u>Service</u>	Oct	Nov	Dec	Jan	Feb	Mar	Apr	May	Jun	Jul	Aug	Sep	Monthly	YTD
<u>Site</u>	Units	Units	Units	Units	Units	Units	Units	Units	Units	Units	Units	Units	Avg	Units
Knox Hill Senior Program	0.00	0.00	0.00	0.00	0.00	2.00	0.00	0.00	3.00	0.00	0.00	0.00	0.42	5.00
Matthew's Memorial	0.00	0.00	0.00	0.00	0.00	0.00	0.00	0.00	0.00	0.00	0.00	0.00	0.00	
SOME	0.00	0.00	0.00	0.00	0.00	0.00	0.00	0.00	0.00	0.00	1.00	0.00	0.08	1.00
Total All Sites	0.00	1.00	0.00	0.00	0.00	4.00	0.00	0.00	3.00	2.00	1.00	2.00	1.08	13.00
<u>CongrMeal</u>														
(No Site)	0.00	0.00	9.00	0.00	1.00	18.00	3.00	2.00	27.00	60.00	3.00	48.00	14.25	171.00
Congress Heights Senior Wellness Center	1,107.00	855.00	1,093.00	818.00	1,065.00	1,232.00	1,095.00	1,074.00	1,225.00	1,069.00	1,267.00	1,256.00	1,096.33	13,156.00
Deaf and Hard of Hearing	300.00	240.00	300.00	183.00	244.00	292.00	249.00	261.00	262.00	242.00	241.00	314.00	260.67	3,128.00
Fort Dupont Park Seventh Day Apartments	76.00	67.00	100.00	77.00	88.00	91.00	79.00	1.00	106.00	110.00	126.00	156.00	89.75	1,077.00
Knox Hill Senior Program	641.00	539.00	646.00	507.00	602.00	708.50	610.00	615.00	664.00	596.00	767.00	716.00	634.29	7,611.50
Matthew's Memorial	292.00	169.00	292.00	165.00	258.00	230.00	258.00	250.00	230.00	212.00	222.00	95.00	222.75	2,673.00
SOME	406.00	331.00	407.00	294.00	379.00	473.00	433.00	446.00	492.00	397.00	474.00	454.00	415.50	4,986.00
Total All Sites	2,822.00	2,201.00	2,847.00	2,044.00	2,637.00	3,044.50	2,727.00	2,649.00	3,006.00	2,686.00	3,100.00	3,039.00	2,733.54	32,802.50
<u>Counseling</u>														
(No Site)	123.50	116.50	153.00	260.02	139.75	204.00	165.02	203.50	135.50	134.50	91.00	189.50	159.65	1,915.79
Congress Heights Senior Wellness Center	108.00	0.00	50.00	0.00	8.00	80.50	35.00	0.00	57.00	0.00	1.00	1.00	28.38	340.50
Deaf and Hard of Hearing	164.00	136.50	97.00	50.00	42.50	63.00	129.00	24.00	61.00	8.50	14.00	26.00	67.96	815.50
Fort Dupont Park Seventh Day Apartments	8.50	48.50	27.00	18.50	39.00	17.50	29.00	0.50	26.00	21.50	13.00	20.50	22.46	269.50
Knox Hill Senior Program	256.50	318.00	258.00	44.50	421.50	455.50	424.50	503.50	547.55	513.00	684.50	456.00	406.92	4,883.05
Matthew's Memorial	0.00	0.00	166.00	64.50	160.00	97.00	118.50	78.00	76.00	72.00	82.50	19.00	77.79	933.50
SOME	0.00	1.00	0.00	0.00	0.00	0.00	0.00	12.00	0.00	0.00	0.00	15.00	2.33	28.00
Total All Sites	660.50	620.50	751.00	437.52	810.75	917.50	901.02	821.50	903.05	749.50	886.00	727.00	765.49	9,185.84
<u>HDMealWkDay</u>														
(No Site)	5,625.00	5,491.00	6,317.00	5,871.00	5,599.00	5,930.00	5,322.00	5,501.00	5,583.00	5,593.00	6,454.00	6,533.00	5,818.25	69,819.00
Congress Heights Senior Wellness Center	0.00	1.00	12.00	0.00	0.00	6.00	1.00	0.00	5.00	17.00	6.00	564.00	51.00	612.00
Deaf and Hard of Hearing	0.00	0.00	0.00	0.00	0.00	0.00	0.00	0.00	0.00	0.00	0.00	0.00	0.00	
Fort Dupont Park Seventh Day Apartments	140.00	98.00	140.00	112.00	141.00	161.00	140.00	0.00	132.00	123.00	138.00	132.00	121.42	1,457.00
Knox Hill Senior Program	185.00	156.00	183.00	147.00	175.50	193.00	160.00	160.00	172.00	144.00	161.00	138.00	164.54	1,974.50
Matthew's Memorial	0.00	0.00	0.00	0.00	0.00	0.00	0.00	0.00	0.00	0.00	0.00	0.00	0.00	
SOME	0.00	0.00	0.00	0.00	0.00	0.00	0.00	0.00	0.00	0.00	0.00	11.00	0.92	11.00

DC Office on Aging and its Senior Service Network

Service Units By Service

<u>Service</u>	<u>Oct</u>	<u>Nov</u>	<u>Dec</u>	<u>Jan</u>	<u>Feb</u>	<u>Mar</u>	<u>Apr</u>	<u>May</u>	<u>Jun</u>	<u>Jul</u>	<u>Aug</u>	<u>Sep</u>	<u>Monthly</u>	<u>YTD</u>
<u>Site</u>	<u>Units</u>	<u>Units</u>	<u>Units</u>	<u>Units</u>	<u>Units</u>	<u>Units</u>	<u>Units</u>	<u>Units</u>	<u>Units</u>	<u>Units</u>	<u>Units</u>	<u>Units</u>	<u>Avg</u>	<u>Units</u>
Total All Sites	5,950.00	5,746.00	6,652.00	6,130.00	5,915.50	6,290.00	5,623.00	5,661.00	5,892.00	5,877.00	6,759.00	7,378.00	6,156.13	73,873.50
<u>HDMealWkEnd</u>														
(No Site)	1,625.00	1,631.00	1,474.00	1,868.00	1,501.00	1,454.00	1,573.00	1,566.00	1,430.00	1,968.00	1,686.00	1,692.00	1,622.33	19,468.00
Congress Heights Senior Wellness Center	39.00	7.00	9.00	4.00	0.00	8.00	2.00	0.00	4.00	0.00	0.00	0.00	6.08	73.00
Deaf and Hard of Hearing	0.00	0.00	0.00	0.00	2.00	1.00	0.00	0.00	0.00	0.00	0.00	0.00	0.25	3.00
Fort Dupont Park Seventh Day Apartments	0.00	0.00	0.00	0.00	0.00	0.00	0.00	0.00	0.00	0.00	0.00	0.00	0.00	
Knox Hill Senior Program	0.00	2.00	0.00	0.00	0.00	0.00	0.00	0.00	0.00	1.00	0.00	0.00	0.25	3.00
Matthew's Memorial	0.00	0.00	0.00	0.00	0.00	0.00	0.00	0.00	0.00	0.00	0.00	0.00	0.00	
SOME	0.00	0.00	0.00	0.00	0.00	0.00	0.00	0.00	0.00	0.00	0.00	0.00	0.00	
Total All Sites	1,664.00	1,640.00	1,483.00	1,872.00	1,503.00	1,463.00	1,575.00	1,566.00	1,434.00	1,969.00	1,686.00	1,692.00	1,628.92	19,547.00
<u>HealthPro</u>														
(No Site)	47.50	109.02	62.50	59.00	76.00	91.50	71.00	80.00	253.75	205.75	176.00	152.00	115.34	1,384.02
Congress Heights Senior Wellness Center	161.00	31.00	88.00	24.00	38.00	233.00	40.00	1.00	95.00	21.00	0.00	0.00	61.00	732.00
Deaf and Hard of Hearing	322.50	310.50	313.00	232.50	223.50	288.00	210.00	290.00	247.50	275.50	286.50	243.00	270.21	3,242.50
Fort Dupont Park Seventh Day Apartments	81.50	86.00	116.00	84.50	108.00	103.00	76.00	1.00	112.00	113.00	128.00	119.00	94.00	1,128.00
Knox Hill Senior Program	711.50	465.00	667.00	687.50	831.00	704.70	807.00	751.50	543.50	480.00	519.02	406.00	631.14	7,573.72
Matthew's Memorial	346.50	233.00	318.00	247.00	242.50	215.50	239.00	190.00	217.00	195.50	186.50	77.00	225.63	2,707.50
SOME	1.00	0.00	0.00	0.00	0.00	0.00	0.00	25.00	0.00	0.00	0.00	15.00	3.42	41.00
Total All Sites	1,671.50	1,234.52	1,564.50	1,334.50	1,519.00	1,635.70	1,443.00	1,338.50	1,468.75	1,290.75	1,296.02	1,012.00	1,400.73	16,808.74
<u>Home Delivered Meals</u>														
Congress Heights Senior Wellness Center	0.00	0.00	0.00	0.00	0.00	0.00	0.00	0.00	0.00	0.00	0.00	0.00	0.00	
Deaf and Hard of Hearing	0.00	0.00	0.00	0.00	0.00	0.00	0.00	0.00	0.00	0.00	0.00	0.00	0.00	
Fort Dupont Park Seventh Day Apartments	0.00	0.00	0.00	0.00	0.00	0.00	0.00	0.00	0.00	0.00	0.00	0.00	0.00	
Knox Hill Senior Program	0.00	0.00	0.00	0.00	0.00	0.00	0.00	0.00	0.00	0.00	0.00	0.00	0.00	
Matthew's Memorial	0.00	0.00	0.00	0.00	0.00	0.00	0.00	0.00	0.00	0.00	0.00	0.00	0.00	
SOME	0.00	0.00	0.00	0.00	0.00	0.00	0.00	0.00	0.00	0.00	0.00	0.00	0.00	
Total All Sites	0.00	0.00	0.00	0.00	0.00	0.00	0.00	0.00	0.00	0.00	0.00	0.00	0.00	
<u>NutrCouns</u>														
(No Site)	22.00	36.00	25.00	22.00	19.00	21.00	20.00	61.00	66.00	58.50	45.00	69.00	38.71	464.50

DC Office on Aging and its Senior Service Network

Service Units By Service

<u>Service</u>	Oct	Nov	Dec	Jan	Feb	Mar	Apr	May	Jun	Jul	Aug	Sep	Monthly	YTD
<u>Site</u>	Units	Units	Units	Units	Units	Units	Units	Units	Units	Units	Units	Units	Avg	Units
Congress Heights Senior Wellness Center	24.00	0.00	0.00	0.00	53.00	45.00	50.00	0.00	0.00	0.00	0.00	19.00	15.92	191.00
Deaf and Hard of Hearing	0.00	25.00	15.00	0.00	16.00	0.00	0.00	0.50	0.00	2.00	0.00	0.00	4.88	58.50
Fort Dupont Park Seventh Day Apartments	0.00	2.00	0.00	0.00	0.00	0.00	0.00	0.00	0.00	0.00	0.00	0.00	0.17	2.00
Knox Hill Senior Program	20.00	0.00	0.00	25.00	0.00	0.00	0.00	0.00	0.00	0.00	37.00	12.00	7.83	94.00
Matthew's Memorial	0.00	0.00	14.00	0.00	12.00	0.00	0.00	0.00	0.00	0.00	12.00	0.00	3.17	38.00
SOME	0.00	16.00	0.00	0.00	0.00	0.00	0.00	0.00	0.00	0.00	0.00	0.00	1.33	16.00
Total All Sites	66.00	79.00	54.00	47.00	100.00	66.00	70.00	61.50	66.00	60.50	94.00	100.00	72.00	864.00
<u>NutrEduc</u>														
(No Site)	0.00	84.00	54.00	1.00	5.00	0.00	2.00	0.00	0.00	42.00	34.00	0.00	18.50	222.00
Congress Heights Senior Wellness Center	56.00	44.00	0.00	158.00	59.00	54.00	110.00	59.00	53.00	0.00	106.00	0.00	58.25	699.00
Deaf and Hard of Hearing	32.50	16.00	40.00	7.00	17.50	44.00	28.00	69.00	9.00	32.00	30.00	2.00	27.25	327.00
Fort Dupont Park Seventh Day Apartments	0.00	2.00	6.00	0.00	1.00	4.00	5.00	13.00	0.00	5.00	3.00	0.00	3.25	39.00
Knox Hill Senior Program	45.00	0.00	34.50	30.00	47.00	33.00	0.50	59.00	35.00	55.00	32.00	35.00	33.83	406.00
Matthew's Memorial	56.00	11.00	2.50	12.00	23.00	10.00	14.00	13.00	14.00	0.00	9.00	12.00	14.71	176.50
SOME	45.00	0.00	25.00	0.00	19.00	19.00	21.00	41.00	32.00	28.00	28.00	33.00	24.25	291.00
Total All Sites	234.50	157.00	162.00	208.00	171.50	164.00	180.50	254.00	143.00	162.00	242.00	82.00	180.04	2,160.50
<u>RecSoc</u>														
(No Site)	2.50	48.00	56.50	14.00	2.00	35.00	2.00	53.00	0.00	29.00	0.00	75.00	26.42	317.00
Congress Heights Senior Wellness Center	0.00	49.00	100.00	0.00	0.00	60.00	0.00	0.00	57.00	0.00	0.00	0.00	22.17	266.00
Deaf and Hard of Hearing	463.50	320.50	502.00	280.00	406.00	484.00	405.50	487.50	597.50	420.50	418.00	444.00	435.75	5,229.00
Fort Dupont Park Seventh Day Apartments	137.00	111.50	138.00	121.00	133.00	140.00	127.00	2.50	189.00	179.00	235.00	192.50	142.13	1,705.50
Knox Hill Senior Program	970.00	830.50	982.00	775.00	529.00	848.50	595.50	607.50	1,567.00	1,404.00	1,854.00	1,369.00	1,027.67	12,332.00
Matthew's Memorial	532.50	274.00	445.50	183.50	358.50	363.00	416.50	477.00	456.00	368.50	392.00	186.00	371.08	4,453.00
SOME	0.00	0.00	0.00	0.00	0.00	0.00	0.00	61.00	0.00	0.00	0.00	19.00	6.67	80.00
Total All Sites	2,105.50	1,633.50	2,224.00	1,373.50	1,428.50	1,930.50	1,546.50	1,688.50	2,866.50	2,401.00	2,899.00	2,285.50	2,031.88	24,382.50
<u>TransSites</u>														
Congress Heights Senior Wellness Center	0.00	0.00	0.00	0.00	0.00	0.00	0.00	0.00	0.00	0.00	0.00	0.00	0.00	0.00
Deaf and Hard of Hearing	0.00	0.00	0.00	0.00	0.00	0.00	0.00	0.00	0.00	0.00	0.00	0.00	0.00	0.00

DC Office on Aging and its Senior Service Network

Service Units By Service

<u>Service</u>	Oct	Nov	Dec	Jan	Feb	Mar	Apr	May	Jun	Jul	Aug	Sep	Monthly	YTD
<u>Site</u>	Units	Units	Units	Units	Units	Units	Units	Units	Units	Units	Units	Units	Avg	Units
Fort Dupont Park Seventh Day Apartments	0.00	0.00	0.00	0.00	0.00	0.00	0.00	0.00	0.00	0.00	0.00	0.00	0.00	0.00
Knox Hill Senior Program	0.00	0.00	0.00	0.00	0.00	0.00	0.00	0.00	0.00	0.00	0.00	0.00	0.00	0.00
Matthew's Memorial	0.00	0.00	0.00	0.00	0.00	0.00	0.00	0.00	0.00	0.00	0.00	0.00	0.00	0.00
SOME	0.00	0.00	0.00	0.00	0.00	0.00	0.00	0.00	0.00	0.00	0.00	0.00	0.00	0.00
Total All Sites	0.00	0.00	0.00	0.00	0.00	0.00	0.00	0.00	0.00	0.00	0.00	0.00	0.00	0.00

DC Office on Aging and its Senior Service Network

Service Units By Service

From: 10/1/2015

To: 9/30/2016

Fiscal Year: 2016

East River Washington Seniors Wellness Center

<u>Service</u>	<u>Oct</u>	<u>Nov</u>	<u>Dec</u>	<u>Jan</u>	<u>Feb</u>	<u>Mar</u>	<u>Apr</u>	<u>May</u>	<u>Jun</u>	<u>Jul</u>	<u>Aug</u>	<u>Sep</u>	<u>Monthly</u>	<u>YTD</u>
<u>Site</u>	<u>Units</u>	<u>Units</u>	<u>Units</u>	<u>Units</u>	<u>Units</u>	<u>Units</u>	<u>Units</u>	<u>Units</u>	<u>Units</u>	<u>Units</u>	<u>Units</u>	<u>Units</u>	<u>Avg</u>	<u>Units</u>
<u>Outreach (Event)</u>														
<i>Total All Sites</i>	0.00	0.00	0.00	0.00	0.00	0.00	0.00	0.00	0.00	0.00	0.00	0.00	0.00	0.00
<u>Outreach (Handouts)</u>														
<i>Total All Sites</i>	0.00	0.00	0.00	0.00	0.00	0.00	0.00	0.00	0.00	0.00	0.00	0.00	0.00	0.00
<u>Outreach (People)</u>														
<i>Total All Sites</i>	0.00	0.00	0.00	0.00	0.00	0.00	0.00	0.00	0.00	0.00	0.00	0.00	0.00	0.00
<u>Wellness</u>														
(No Site)	6,121.00	4,976.00	5,451.00	4,037.50	6,021.50	4,729.00	3,708.50	4,451.50	5,376.50	4,387.50	6,576.50	6,762.00	5,216.54	62,598.50
<i>Total All Sites</i>	6,121.00	4,976.00	5,451.00	4,037.50	6,021.50	4,729.00	3,708.50	4,451.50	5,376.50	4,387.50	6,576.50	6,762.00	5,216.54	62,598.50
<u>WellnsDisPrev*</u>														
<i>Total All Sites</i>	0.00	0.00	0.00	0.00	0.00	0.00	0.00	0.00	0.00	0.00	0.00	0.00	0.00	0.00
<u>WellnsMedMgt*</u>														
<i>Total All Sites</i>	0.00	0.00	0.00	0.00	0.00	0.00	0.00	0.00	0.00	0.00	0.00	0.00	0.00	0.00

ATTACHMENT Q42iv

Congregate Meal Sites by Ward

Ward 1	Location	Phone
Paul Lawrence Dunbar	2001 15th St NW, Washington, D.C. 20009	202-939-9035
Columbia Heights	2900 14th St NW, Washington, D.C. 20009	202-939-9034
Vida Senior Center	1842 Calvert St NW, Washington, D.C. 20009	202-483-1508
Garfield Terrace	2301 11th St NW, Washington, D.C. 20001	202-939-9038
Harvard Towers	1845 Harvard St NW, Washington, D.C. 20009	202-939-9005
Sarah's Circle	2551 17th St NW, Washington, D.C. 20009	202-332-1400
Bernice Fonteneau Wellness Center	3531 Georgia Ave NW, Washington, D.C. 20010	202-727-0338

Ward 2	Location	Phone
Asian Pacific Islander Senior Services Center	417 G Place NW, Washington, D.C. 20001	202-842-4376
Asbury Methodist Church/Downtown Cluster's Day Care	926 11th St NW, Washington, D.C. 20001	202-347-7527
Claridge Towers	1221 M St NW, Washington, D.C. 20005	202-682-9395
James Apartment Building	1425 N St NW, Washington, D.C. 20005	202-673-4460
St. Mary's Court	725 24th St NW, Washington, D.C. 20037	202-223-5712
Oasis Senior Center for the Homeless	1226 Vermont Ave NW, Washington, D.C. 20005	202-265-2017

Ward 3	Location	Phone
Adas Israel	2850 Quebec St NW, Washington, D.C. 20008	202-363-7530
St. Albans Episcopal Church	3001 Wisconsin Ave NW, Washington, D.C. 20016	202-895-9448
Wellness & Arts Center	4125 Albermarle St NW, Washington, D.C. 20016	202-895-0238

Ward 4	Location	Phone
Colony House	930 Farragut St NW, Washington, D.C. 20011	202-882-3881
First Baptist Senior Center	715 Randolph St NW, Washington, D.C. 20011	202-723-4313
Ft. Stevens Recreations Center	1327 Van Buren St NW, Washington, D.C. 20012	202-576-6916
Genevieve Johnson Day Care	4817 Blagden Ave NW, Washington, D.C. 20011	202-723-8537
Hattie Holmes Senior Wellness Center	324 Kennedy St NW, Washington, D.C. 20011	202-291-6170
Lamond Recreation Center	20 Tuckerman St NW, Washington, D.C.	202-576-9541
Vida Brightwood	1330 Missouri Ave NW, Washington, D.C.	202-483-5800
Zion Hill	841 Shepherd St NW, Washington, D.C. 20011	202-722-1580

Ward 5	Location	Phone
Blind and Visually Impaired Senior Center	2900 Newton St NE, Washington, D.C. 20018	202-529-8701 x219 or x207
Delta Towers	1400 Florida Ave NE, Washington, D.C. 20002	202-398-1303
Edgewood Terrace Apartments	635 Edgewood St NE, Washington, D.C. 20017	202-529-0310
Fort Lincoln I- Gettysburg	2855 Bladensburg Rd NE, Washington, D.C. 20018	202-635-2392
Fort Lincoln II- Senior Village 1*	3001 Bladensburg Rd NE, Washington, D.C. 20018	202-529-7730
Fort Lincoln III- Petersburg	3298 Ft. Lincoln Dr NE, Washington, D.C. 20018	202-269-4530
Green Valley Apartments	2412 Franklin St NE, Washington, D.C. 20018	202-635-0286
Model Cities Senior Wellness Center	1901 Evarts St NE, Washington, D.C. 20018	202-635-1900
Kibar Halal Nutrition Center	1519 Islamic Way NW, Washington, D.C. 20001	202-483-8832
Fort Lincoln IV- Vicksburg	3005 Bladensburg RD NE, Washington, D.C. 20018	202-529-7731
North Capitol at Plymouth	5233 North Capitol St NE, Washington, D.C. 20011	202-541-1222
Israel Baptist Church*	1251 Saratoga Ave NE, Washington, D.C. 20018	202-269-0288

*Sites closed January 1, 2017

Ward 6	Location	Phone
Arthur Capper/Carrollsborg	900 5th St SE, Washington, D.C. 20003	202-546-1024
Asbury Dwelling	1616 Marion St NW, Washington, D.C. 20001	202-745-7434
Greenleaf Senior Building	1200 Delaware Ave SW, Washington, D.C. 20024	202-554-3100
Sibley Plaza	1140 North Capitol St NW, Washington, D.C. 20002	202-408-4700
Hayes Senior Wellness Center	500 K St NE, Washington, D.C. 20002	202-727-0357

Ward 7	Location	Phone
Deanwood Recreation Center	1350 49th St NE, Washington, D.C. 20019	202-671-3077
Phillip T Johnson Senior Center	3440 Minnesota Ave SE, Washington, D.C. 20020	202-584-4431
Washington Senior Wellness Center	3001 Alabama Ave SE, Washington, D.C. 20020	202-581-9355
Mayfair Mansion	3744 1/2 Hayes St NE	202-534-4880

Ward 8	Location	Phone
Claiborne House, Washington, D.C. Matthews Memorial Church	2616 Martin Luther King Jr. Ave SE, Washington, D.C. 20020	202-610-0961
Congress Heights Senior Wellness Center	3500 Martin Luther King Jr. Ave SE, Washington, D.C. 20032	202-563-7225
Dupont Park Seventh Day Adventist Apartments	896 Southern Ave SE, Washington, D.C. 20032	202-562-1365
Knox Hill Apartments	2700 Jasper St SE, Washington, D.C. 20020	202-610-0782
SOME's Kuehner Place Senior Center	1667 Good Hope Rd SE, Washington, D.C. 20020	202-797-8806 x1301 or x1305

ATTACHMENT Q46 - FY17 ENHANCEMENTS, ADJUSTMENTS AND REDUCTIONS

Program	CSG	Reduction Amount	FTE	FY17 Description and Rationale for Adjustments/Reductions
Consumer Information, Assistance and Outreach	0050	\$257,457	0.0	Elimination of Senior Works Program totaling \$142,457. DCOA will collaborate with DOES on all senior employment programs. Elimination of Professional Training and Development totaling \$115,000. DCOA will continue to provide expert advice, consultation, and training to the provider community using internal staff resources.
Consumer Information, Assistance and Outreach	0050	\$100,000	0.0	Elimination of Golden Washingtonian Program grant totaling \$140,427. The grant was to administer the Miss Senior DC Pageant and the Centenarian events. For FY 2017, \$40,427 will remain allocated for these two events.
Home and Community-Based Support	0050	\$208,123	0.0	Reduction of 2.9% to Lead Agency's case management services. There is duplication in the case management services paid for by DCOA for people who are also eligible for case management through DHCF. DCOA is working with DHCF and providers to reduce duplication, which will result in cost savings.
Home and Community-Based Support	0050	\$500,000	0.0	Reduction to transportation services. The largest share of DCOA's transportation services goes to people requesting transportation for medical appointments. Many of these people are eligible for transportation services through DHCF or other transportation services. DCOA is leading the Transportation Collective, which is comprised of DCOA, DHCF, DCTC, WMATA, and DDOT, to better align the District's transportation programs. We expect significant cost savings by shifting current Seabury users to Medicaid transportation when eligible.
Home and Community-Based Support	0050	\$200,000	0.0	In FY17, DCOA will reduce the occupancy budget for Lead Agencies by \$200,000, or \$25,000 for each of the eight Lead Agencies.
Nutrition	0050	\$45,000	0.0	Reduction to Commodity Supplemental Food Program to right size for rental fee adjustments.