

Performance Oversight Questions 2018

District Department of Transportation

A. Organization and Operations

1. Please provide a complete, up-to-date organizational chart for the agency and each division within the agency. Please include an explanation of the roles and responsibilities for each division and subdivision within the agency.

- **Please include a list of the employees (name and title) for each subdivision and the number of vacant positions.**
- **Has the agency made any organizational changes in the last year? If so, please explain.**

The DDOT current organizational chart, explanation of the responsibilities for each division and subdivision, and list of employees and vacancies are attached as Appendix Q1.

In the last year, the agency established the Office of External Affairs which has responsibility for managing DDOT's policy and legislative agenda, communications, and community engagement activities. On January 2, 2018, Dena Iverson was appointed as Chief of External Affairs. She is responsible for providing leadership and oversight to ensure responsive, consistent, and collaborative communication with the agency's external constituencies.

2. Please list each new program implemented by the agency during FY 2017. For each initiative please provide:

- **A description of the initiative.**
- **The funding required to implement the initiative.**
- **Any documented results of the initiative.**

Dockless Bikeshare Demonstration Period

DDOT initiated the Dockless Bikeshare demonstration program in September 2017. The program was precipitated by interest from private companies to operate bikeshare programs in the District using new technologies. Through the demonstration period, DDOT is considering whether the program can be integrated into the existing transportation services available to District residents and visitors. Potential benefits of the program include the ability to increase the core capacity of bikeshare without installing additional docking infrastructure and the potential to extend the reach of bikeshare to parts of the District that have more limited access to Capital Bikeshare. The potential drawbacks of the program are accessibility challenges from improperly parked bikes and safety and management challenges in a nascent industry.

The program did not require any financial outlay on the part of DDOT, although DDOT has devoted staff time to managing the program, providing oversight and community outreach, and analyzing data. Increased oversight and enforcement would require more dedicated staff.

It is still early in the demonstration period to draw too many conclusions from the program. Thus far, there does not appear to be negative impacts on Capital Bikeshare, except potentially in casual users. There do seem to be some benefits in diversifying the populations who have access to bicycle sharing as a mode of transportation. There have also been impacts to public space and public space management, particularly concentrated in some locations.

DDOT is currently evaluating the effectiveness of the program and quantifying the impacts in order to develop policy options to move forward.

Connecticut Avenue Nightlife No Parking Demonstration Project

The purpose of this pilot program is to facilitate pedestrian and traffic flow along Connecticut Avenue and reduce pedestrian/vehicular conflicts during the night life entertainment hours. To accommodate the pilot, DDOT prohibited parking from 10 p.m. to 7 a.m. Thursday night, Friday night, and Saturday night on Connecticut Avenue NW from Rhode Island Avenue to Dupont Circle to provide a safe pick up/drop off zone for individuals who frequent bars and restaurants in the area. During the pilot, the following no-parking areas are available:

- Connecticut Ave NW between M St NW and N St NW (northbound)
- Connecticut Ave NW between N St NW and the Circle (northbound)
- Connecticut Ave NW between N St NW and Jefferson Pl NW (southbound)
- Both sides of 18th St NW from Jefferson Pl. NW to M St NW

So far, enforcement has been challenging and DDOT is trying to improve enforcement particularly on the 1300 block of Connecticut Avenue. This initiative did not have any fiscal impact to the agency. However, if it is determined that towing is the only solution to improve existing enforcement issues, DDOT may need to sign a towing MOU with DPW.

3. Please provide a complete, up-to-date position listing for your agency, which includes the following information for each position:

- Title of position.
- Name of employee or statement that the position is vacant, unfunded, or proposed.
- Date employee began in position.
- Salary and fringe benefits, including the specific grade, series, and step of position.
- Job status (continuing/term/temporary/contract)

Please list this information by program and activity

See Appendix Q3.

4. Does the agency conduct annual performance evaluations of all of its employees? Who conducts such evaluations? What steps are taken to ensure that all agency employees are meeting individual job requirements? What steps are taken when an employee does not meet individual job requirements?

Yes, DDOT completes performance evaluations of its employees on a mid-year and annual basis. The mid-year review is initiated by the employee's immediate supervisor, or (in the absence of the immediate supervisor) the reviewer. This review serves as a mechanism for providing feedback to an employee and, if necessary, identifying areas that need improvement. Annual evaluations are completed by each employee's immediate supervisor with review by the next level of managerial supervision. DDOT's Human Resources Division utilizes a query created by DCHR to review current status of employee plans and evaluations; status updates are sent to the employee's Supervisor and Managers encouraging them to conduct meetings and performance review sessions with each employee. When an employee does not meet individual job requirements, the supervisor meets with the employee to discuss deficiencies; if job requirements are not met after discussions, the supervisor places the employee on a PIP – Performance Improvement Plan.

5. Please list all employees detailed to or from your agency, if any. Please provide the reason for the detail, the detailed employee's date of detail, and the detailed employee's projected date of return.

DDOT has one detailed employee for FY 2018, Leslie Grant. Ms. Grant has been detailed from the Fire and EMS Department to DDOT to provide assistance to the Learning and Development team. The effective date of her detail was February 12, 2018, not to exceed 120 days.

6. Please provide the Committee with:

- **A list of all employees who receive cellphones, personal digital assistants, or similar communications devices at agency expense.**

See Appendix 6a

- **A list of all vehicles owned, leased, or otherwise used by the agency and to whom the vehicle is assigned.**

See Appendix 6b

- **A list of employee bonuses or special award pay granted in FY 2017 and FY 2018, to date.**

See Appendix 6c

- **A list of travel expenses, arranged by employee.**

See Appendix 6d

- **A list of the total overtime and worker's compensation payments paid in FY 2017 and FY 2018, to date.**

See Appendix 6e

7. Please identify all electronic databases maintained by your agency, including the following:

- **A detailed description of the information tracked within each system.**
- **The age of the system and any discussion of substantial upgrades that have been made or are planned to the system.**
- **Whether the public can be granted access to all or part of each system.**

See Appendix Q7.

8. What has the agency done in the past year to make the activities of the agency more transparent to the public? In addition, please identify ways in which the activities of the agency and information retained by the agency could be made more transparent.

DDOT took a number of steps over the past year to improve transparency and community engagement. DDOT is building on existing processes and procedures to ensure the agency is providing timely, relevant, and beneficial information about operations, services, outreach activities, and key personnel. The agency is using innovative and user-friendly technologies, as well as face-to-face meetings to reach

the public and convey the array of resources and services that are available. The following resources and applications were implemented or improved to enhance transparency for the public:

Public Meetings - In FY 2017, DDOT launched quarterly open houses to better collaborate with Advisory Neighborhood Commissioners (ANC). The events brought together key leaders and subject matter experts from DDOT and ANCs from across the city. The open houses provided a unique forum to discuss transportation-related issues and solutions, as well as an opportunity to educate commissioners on how to effectively work with the agency. Also in FY 2017, DDOT participated in approximately 223 public meetings and public engagement events, averaging about 18 meetings per month. The meetings provided an opportunity to listen to residents, garner input as well as share information regarding projects, studies, and services provided by the agency. This level of engagement represented a 50 percent increase over last year's public meeting efforts. Participants included DDOT's Director as well as senior and mid-level managers and project specialists. Community engagement and program staff attended ANC meetings, civic association meetings, Mayoral community walks, and other community meetings in an effort to better connect with residents and other impacted stakeholders. The public can see the schedule of meetings as they are listed on the agency's website at www.ddot.dc.gov/events.

DDOT's Website - The main repository for all content, plans, services, and programs pertaining to DDOT is the public facing website that can be found at www.ddot.dc.gov. The site increases the agency's transparency efforts as it houses comprehensive information and timelines for projects and studies, calendar of events, press releases, traffic advisories, weekly construction updates, testimonies, statements, and more. The website is updated regularly. In 2017, DDOT modified the formatting of several pages to make them more user-friendly. One example was the Capital Infrastructure page, which was modified to feature DDOT's priority projects and their various phases of development. Viewers can learn about project benefits and goals, as well as the schedules and budgets. DDOT also enhanced the online community meeting request calendar to better plan for public meetings. The online intake form requests residents give the agency three weeks advance notice to allow for proper coordination and staffing in preparation for the meetings. Meetings are now routinely accepted on a first-come, first-serve basis, with staff providing specific updates as requested. The form can be found at: <https://ddot.dc.gov/webform/meeting-request-form-advisory-neighborhood-commissions-or-other-community-groups>.

Social Media and Digital Engagement – DDOT incorporates social media into its overall communications strategies to deliver timely information to the public. DDOT's twitter feed (@DDOTDC) has more than 35,000 followers and actively engages the community via daily posts, responses, campaigns, and high-engagement levels. DDOT's twitter handle continues to be a useful tool to share instant and up-to-date transportation-related changes to the community at large. DDOT's @DCVisionZero twitter feed performs a similar function, with an emphasis on safety information. In 2017, DDOT ramped up its coordination between its new Instagram account, Facebook, and Twitter to further offer transparency and insight into the agency's projects. It continues to increase engagement levels with the communities DDOT serves.

DDOT Blog - As a significant part of the social media engagement, at the end of FY 2017, DDOT relaunched a data-centric blog that highlighted the accomplishments of the agency and the efforts of agency staff. "DDOT Delivers" is published monthly through the Public Information Division, and is promoted across the agency's social media platforms. The blog is aimed at District residents, but is also expected to generate both local and national media interest because of the level of data being shared by the agency. The chart below provides one example of data DDOT provides to the public through the blog.

Trees Planted: FY 10-18

DDOT planted **more than 80 percent more trees** in the District in FY 17 than it averaged from FY 10-14.



Traditional Media - On a monthly basis, DDOT's Public Information Division issues more than a dozen press releases, traffic advisories, public meeting notices, and weekly construction updates to keep residents informed about services, meetings, and projects. Each month, DDOT receives more than 20 media inquiries from a variety of daily, weekly, and monthly bloggers as well as print and electronic media seeking responses for a variety of stories such as Alleypalooza and the Frederick Douglass Memorial Bridge project. The earned media generates hundreds of stories that paint an overall picture of the agency. DDOT's Public Information Division ensures that the picture is an accurate one.

Work Plans - DDOT publishes its current-year work plans on the agency's website, providing the public with instant access to information and maps on specific roadways, alleys, sidewalks, curbs, and gutters. The public may view the current paving and sidewalk plans at <https://dtap.ddot.dc.gov/Project/PavingPlanLocations>. At the end of FY 2017, DDOT began to publish a weekly construction update of road paving projects, pavement restoration projects, alley improvements, and more. This update targets District residents and other stakeholders via email distribution and social media and was placed on the DDOT website. DDOT has continued this practice in FY 2018.

DDOT Compendium - To continue supporting transparency with the District's constituency, DDOT maintains a public repository of policies and procedures when managing public space and the transportation network. All DDOT policies are publicly searchable and can be found at <https://comp.ddot.dc.gov/SitePages/Home.aspx>.

Transportation Online Permitting System (TOPS) - DDOT provides the District with a real-time Public Space Permitting System. TOPS is an intuitive, online system that enables homeowners, utility companies, and businesses to apply for the specific type of public space occupancy, construction, excavation, annual or rental permit required for use of the public space within the District of Columbia. TOPS may be accessed from home, conveniently placed kiosks at local Metropolitan Police Department District offices, and at DDOT's Public Space Permit Office located at 1100 4th Street SW.

In FY 2017, DDOT upgraded the TOPS mechanism that allows users to select specific days of a week that a permit will be in effect when applying for a Construction Staging Area permit. These selected days will be printed on the permit, thereby helping increase public awareness. Homeowners, construction

companies, and contractors are now required to enter the days of the week they intend to occupy the public space in addition to the permit effective and expiration dates. This enhancement provides specificity to the public about days a permit will be in effect and increases agency transparency. Another new TOPS module will include permit application requirements and the Public Inconvenience Fee (PIF) for larger roll-off debris containers on roadways that are designated for Residential Parking Permits. The new requirements offer an incentive to use smaller containers, which reduce the number of parking spaces affected by use of the containers. Under the new requirements one container will be approved for individual use. Key enhancements in the new Roll-of-Debris Container module include:

- Display height, length, and width of containers on issued permits
- Limit the number of parking spaces occupied by a roll-off-debris container to one (1) parking space for smaller containers and two (2) parking spaces for larger containers
- Charging the PIF for larger containers that are in place longer than 30 calendar days
- Additional application review if roll-off debris containers adversely impact parking in residential neighborhoods, or violate public space regulations

In 2016, DDOT added several new features to the TOPS online tool. For instance a feature that provides customized truck routes for the District, which is a requirement for oversize/overweight vehicle permits; updates to reflect new tree protection measures under the Tree Canopy Protection Amendment Act; and the ability for residents to view traffic control plans for occupancy permits at construction staging areas.

Cityworks - Cityworks is the Work Management System used agency-wide by DDOT to manage requests for services to District assets such as alleys, curbs and gutters, roadways, sidewalks, signage, signals, streetlights, and trees. Although this tool is only available to DDOT staff, the agency has provided constituents and visitors with interactive maps to explore the status of DDOT service requests within Cityworks. This online tool enables the public to check the status of DDOT service requests for up to 60 days. Examples include the Pothole Service Request tool and the Tree/Removal/Planting tool, which are enabled by GIS and give users the ability to see street and service requests and their status on interactive maps. A user can enter a specific address or service request number and pull up all the service requests for that location or within that area and see its status.

Open Data - OCTO provides hundreds of data feeds on District government information via the open data website. DDOT has submitted many data sets that are publicly accessible including street light data, residential parking permit data, alley maintenance inventory, pavement marking data, and parking meter data. DDOT and OCTO published more than 17 million mapped records related to traffic enforcement and crashes. All of DDOT's open transportation data can be found at <http://opendata.dc.gov/datasets?q=transportation>

The DDOT Developer Portal – This portal represents a collection of services provided by the District Department of Transportation. It features developer Web services, providing access to DC Circulator bus data (real-time positions, history, bus stops, etc.) as well as carshare and bikeshare information.

DDOT Call Center and Clearinghouse - DDOT manages an internal call center that answers and assists with incoming constituent queries pertaining to DDOT's feature services. This past fiscal year, the call center answered 70,766 calls, an eight percent increase from the previous fiscal year. DDOT's customer service clearinghouse received and responded to 2,402 written communications from the "Ask the Director" link on DDOT's webpage, as well as formal letters to the Director and/or the Mayor via the Intranet Quorum (IQ) System.

9. How does the agency solicit feedback from customers? Please describe.

- What is the nature of comments received? Please describe.
- How has the agency changed its practices as a result of such feedback?

DDOT is keenly interested in public feedback, and offers the community opportunities, as well as sufficient time to provide input on changes to the District's transportation infrastructure and agency initiatives. DDOT uses a variety of methods to solicit feedback from customers including:

Social Media - The comments received through this medium vary, but they are typically related to projects, programs, and services provided by the agency. Residents also use the tool to raise issues and seek corrective actions. As a result of the feedback, comments, questions, and complaints are forwarded to the appropriate divisions for review and/or necessary action. DDOT responds to residents in the medium in which they approached the agency.

Public Meetings – DDOT hosts regular public meetings to gather input and public opinion as well as share information with the public regarding projects and services provided by the agency. During FY 2017, DDOT participated in approximately 223 DDOT-hosted public meetings or meetings hosted by others. These range from ANC Open Houses, DC Circulator meetings, Vision Zero, information sessions, rehabilitation projects, planning studies, alley and roadway improvements, and disadvantaged business enterprise (DBE) program forums. DDOT presented at dozens of Advisory Neighborhood Commission (ANC) and community meetings in an effort to solicit feedback from external customers. DDOT continues to expand public engagement efforts on specific projects through innovative means intended to increase participant feedback. Even after public meetings have concluded, DDOT gives the public extended opportunities to weigh in on particular projects or proposed changes through online surveys. As a result of the feedback received, DDOT has altered proposed plans to address the concerns and needs of the District's varied constituencies.

Community Engagement - Community engagement is a core component of DDOT's efforts at soliciting feedback about the agency and how it is perceived in the community. In FY 2017, DDOT increased its community engagement by adding more staff who has initiated more contact with the public about the agency's various projects and programs. The team engaged in efforts not only to respond to residential requests, but to seek solutions to outstanding issues. Some of the community engagement activities included Mayoral community walks, ANC open houses, civic association presentations, online surveys, project-specific community meetings, and more. Each activity allowed DDOT the opportunity to have personal one-on-one conversations with constituents and stakeholders. These ongoing efforts have led to DDOT's ability to further build trust and engage the public by garnering its input on specific infrastructure changes affecting the community. In FY 2018, the agency recently hired a new Director of Community Engagement, who, along with his team, will continue to elevate its lead role as the agency's public outreach coordinator.

Notice of Intent (NOI) - DDOT is required to give a written Notice of Intent (NOI) to modify traffic and/or parking requirements. The agency provides a publicly available NOI to notify Advisory Neighborhood Commissions and residents, and to solicit comments on the proposed modifications. Residents may provide comments to DDOT regarding the modifications proposed in an NOI no later than 30 days after the date of the NOI's publication. A listing of DDOT's recently published NOIs can be found at https://noiadmin.hostpilot.com/_layouts/15/start.aspx#/SitePages/Home.aspx.

Public Space Meetings - The Public Space Committee meets monthly to review and render decisions on a number of permit applications for the use and occupancy of the public right of way. These permits include sidewalk cafes, over-height retaining walls, over-height fences, and security bollards. The public is encouraged to participate and provide feedback as it is considered. A complete list of the meeting dates can be found here <http://ddot.dc.gov/page/public-space-committee-meetings>

Press Releases and Media Relations – The public is informed of projects or initiatives that affect the community through press releases that are distributed to the media, the ANCs, other government

leadership, stakeholders, and the community. All releases have at least two contacts should residents or the media need further clarification about the information in the release or advisory.

DC Register - DDOT has recently expanded the amount of time open for comments from 30 days (default set by the Office of Documents and Administrative Issuances) to typically 45 days or longer when the department issues notices of proposed rulemakings. Residents generally use the additional time to send in comments.

311 Survey - As part of the citywide 311 system, DDOT receives approximately one survey response a day. The results are reviewed in weekly Transtat meetings (all programs service delivery meeting) where each program addresses both the negative and positive feedback in front of the executive team. Overall, feedback thus far has been mainly positive.

Specific Project Emails - DDOT creates new emails tied to various projects so staff can accept comments from the public. For instance, a new email was created in FY 2017 so residents could email DDOT staff about observations pertaining to the dockless bikeshare demonstration project. Residents can submit feedback, which is considered and included in project briefing packets and updates.

Ask the Director on the DDOT Website - DDOT's website features an Ask the Director tab, where residents can send in questions, complaints, and comments that are addressed in a timely fashion.

Public Involvement Manual - DDOT is in the process of developing a Public Involvement Manual that will guide the development of project-specific public outreach and standardize processes across different functional units in the department. DDOT expects to finalize and publish this manual in FY 2018.

10. How had the agency tried to reduce agency energy use in FY 2017?

DDOT is located in a LEED Certified building (Gold). DDOT also operates sixteen hybrid diesel-electric Circulator buses, which are more fuel efficient than standard diesel buses, and will bring the first fourteen 100% battery electric buses online in FY 2018. DDOT also installed 699 LED streetlights in FY 2017. DDOT participates in the District Fleet Share with DPW and ZipCar for shared services, which includes hybrid and compressed natural gas vehicles. DDOT employees are also eligible for free Capital Bikeshare memberships.

11. Please complete the following chart about the residency of new hires:

**Number of Employees Hired in FY 2017 and FY 2018, to date
FY17 DC Residents**

<i>Position Type</i>	<i>Total Number</i>	<i>Number who are District Residents</i>
Continuing	90	36
Term	5	2
Temporary	0	0
Contract	0	0

FY18 (October 1, 2017 to Date) - DC Residents

<i>Position Type</i>	<i>Total Number</i>	<i>Number who are District Residents</i>
Continuing	81	59
Term	0	0
Temporary	0	0
Contract	0	0

12. Please provide the agency's FY 2017 Performance Accountability Report.

See Appendix Q12.

B. Budget and Finance

13. Please provide a chart showing your agency's approved budget and actual spending, by division, for FY 2017 and FY 2018, to date. In addition, please describe any variance between fiscal year appropriations and actual expenditures.

See Appendix Q13.

14. Please list any reprogrammings, in, out, or within, related to FY 2017 or FY 2018 funds. For each reprogramming, please list the total amount of the reprogramming, the original purposes for which the funds were dedicated, and the reprogrammed use of funds.

See Appendix Q14.

15. Please provide a complete accounting for all intra-District transfers received by or transferred from the agency during FY 2017 and FY 2018, to date.

See Appendix Q15.

16. Please identify any special purpose revenue accounts maintained by, used by, or available for use by your agency during FY 2017 and FY 2018, to date. For each account, please list the following:

- The revenue source name and code.
- The source of funding.
- A description of the program that generates the funds.
- The amount of funds generated by each source or program in FY 2017 and FY 2018, to date.
- Expenditures of funds, including the purpose of each expenditure, for FY 2017 and FY 2018, to date.

See Appendix Q16.

17. Please provide a list of all projects for which your agency currently has capital funds available. Please include the following:

- A description of each project, including any projects to replace aging infrastructure (e.g., water mains and pipes).
- The amount of capital funds available for each project.
- A status report on each project, including a timeframe for completion.
- Planned remaining spending on the project.

See Appendix Q17.

18. Please provide a complete accounting of all federal grants received for FY 2017 and FY 2018, to date.

See Appendix Q18.

19. Please list each contract, procurement, lease, and grant ("contract") awarded, entered into, extended and option years exercised, by your agency during FY 2017 and FY 2018, to date. For each contract, please provide the following information, where applicable:

- The name of the contracting party.
- The nature of the contract, including the end product or service.
- The dollar amount of the contract, including budgeted amount and actually spent.
- The term of the contract.
- Whether the contract was competitively bid or not.
- The name of the agency's contract monitor and the results of any monitoring activity.
- Funding source.

See Appendix Q19. Note that DDOT is not able to provide expenditure information by contract number. Expenditures can only be verified by purchase order and there are multiple purchase orders for each contract.

20. Please provide the details of any surplus in the agency's budget for FY 2017, including:

- Total amount of the surplus.
- All projects and/or initiatives that contributed to the surplus.

See Appendix Q20.

C. Laws, Audits, and Studies

21. Please identify any legislative requirements that the agency lacks sufficient resources to properly implement.

There are no legislative requirements that DDOT lacks sufficient resources to properly implement at this time.

22. Please identify any statutory or regulatory impediments to your agency's operations.

There are no statutory or regulatory impediments to DDOT's operations at this time.

23. Please list all regulations for which the agency is responsible for oversight or implementation. Please list by chapter and subject heading, including the date of the most recent revision.

<i>DCMR Title & Chapter</i>	<i>Description</i>	<i>Most Recent Revision</i>
18-12	Bicycles, Motorized Bicycles, and Miscellaneous Vehicles	November 28, 2014
18-14	Commercial Transportation Safety	November 19, 2010
18-15	DC Circulator	December 10, 2010
18-16	DC Streetcar	November 28, 2014
18-17	Student Transportation	September 20, 2013
18-20	Traffic Regulations: Applicability and Enforcement	March 6, 1998
18-21	Traffic Signs, Signals, Symbols, and Devices	May 2, 2008
18-22	Moving Violations	November 28, 2014
18-23	Pedestrians	August 14, 1987
18-24	Stopping, Standing, Parking, and Other Non-Moving Violations	October 24, 2014
18-25	Size, Weight, Construction, and Loading of Vehicles	November 1, 1991
18-26	Civil Fines for Moving and Non-Moving Infractions	May 30, 2014
18-27	Special Parking Privileges for Persons With Disabilities	August 21, 2009
18-40	Traffic Signs and Restrictions At Specific Locations	February 1, 2013
18-99	Definitions	October 24, 2014
24-1	Occupation and Use of Public Space	January 27, 2017
24-2	Rental of Public Space	February 4, 2011
24-3	Administrative Procedures for Sidewalk Cafes	August 26, 1983
24-5	Vendors and Solicitors (Just Newspaper Stands)	July 30, 1993
24-6	Parking Facilities and Valet Parking	September 4, 2009
24-7	Parades and Public Events	September 24, 2010

24-8	Presidential Inaugurations	May 21, 1982
24-10	Deposits On Public Space	June 30, 1989
24-11	Downtown Streetscape	September 1, 2000
24-12	Sidewalks	December 13, 2013
24-13	Civil Fines Under D.C. Law 6-100	September 3, 2010
24-14	Street and Alley Closing	July 21, 1989
24-16	Valet Parking	September 3, 2010
24-20	Prevention of Hazardous Conditions	January 11, 1991
24-26	Transportation of Ultra-Hazardous Materials	December 9, 2005
24-33	Public Right-of-Way Occupancy Permits	October 10, 2014
24-34	Public Space Management of Excavation Work	September 24, 2010
24-35	Intercity Buses	June 24, 2011
24-37	Special Trees	January 21, 2005
24-41	Publisher Boxes	November 18, 2016

24. Please explain the impact on your agency of any federal legislation or regulations adopted during FY 2017 that significantly affect agency operations.

There is no new federal legislation or regulation that was adopted in FY 2017 that significantly affect agency operations. There has been direction in the Federal government to streamline the National Environmental Policy Act (NEPA) reviews and permitting. This would have minimal effects on DDOT projects. No regulations have been promulgated to implement this direction at this time.

25. Please provide a list of all MOUs in place during FY 2017.

See Appendix Q25.

26. Please provide a list of all studies, research papers, and analyses ("studies") the agency requested, prepared, or contracted for during FY 2017. Please state the status and purpose of each study.

<i>Study</i>	<i>Purpose</i>	<i>Status</i>
Park DC: Chinatown/Penn Quarter	DDOT has selected the Chinatown/Penn Quarter Area to test various technologies to make parking easier and reduce congestion. The goal is to make traveling and parking easier by increasing parking availability and providing drivers with tools to find available parking spaces. Based on the lessons learned during the pilot, DDOT will extend these strategies to other parts of the District to better manage parking supply and demand.	Study began in September 2014 and is now completing its final evaluation. Full report should be available in spring 2018.
Multimodal Congestion Management Study	In the FY 2016 budget, Council required that DDOT conduct a “Congestion Management Study” to assess the current state of congestion in the District on all surface modes (walk, bike, bus, car) and to make recommendations for how to address multimodal congestion in the near term (1, 3, and 5 years) and allocated \$1M to the study. The study was completed and includes the interactive www.DistrictMobility.org webtool. In FY 2017, continuation work updated the analyses with 2016 data, added job accessibility data, expanded the bicycle analysis, and looked at how to integrate the District Mobility framework into the programming process.	Study started December 2015. Continuation work through September 2017.
Connected Vehicles Initiative	DDOT has undertaken a research project to develop and pilot on-board units for Roadway Operations Patrol (ROP) vehicles that will provide real-time vehicle and roadway information (notably roadway temperature and pothole detection) and provide a platform to test infrastructure-to-vehicle messaging. Five vehicles have been equipped with this technology and the final report will be released in early 2018.	Study started September 2016, completed November 2017.
Freight Trip Generation	DDOT has undertaken a research project to understand freight activity at buildings in the District in order to inform on-site loading requirements and curbside management policies.	Contracting started in May 2016. Study started October 2016 and is ongoing. Project due to complete in June 2018.
Multimodal Trip Generation	DDOT has been working for several years to develop multimodal trip generation rates that better reflect the relationship between land use, transportation and travel demand in the District. This includes accounting for how the built environment (including parking availability) influences travel behavior, and determining trip rates that reflect the entire activity spectrum of different development/place typologies. In FY17, the research, data collection, and model development culminated in the development of TripsDC (TripsDC.org), a webtool for estimating trip generation and mode splits for mixed use (residential-over-retail) developments in the District. The Development Review team is working on integrating this into the project review process.	Research started November 2013. Tool development completed September 2017.

Analysis of Per-Ride Fare Data for Capital Bikeshare	Pricing models for bikesharing systems worldwide typically share a similar structure, consisting of a fixed membership fee that provides access to the system, and a variable usage fee for rides over a certain length of time. Capital Bikeshare stakeholder organizations would like to understand how ridership, membership, and revenue change with conversion to a pricing structure that charges riders per-ride, without a fixed membership charge. In conjunction with the SafeTrack Metrorail service disruptions, Capital Bikeshare is offering \$2 per-ride memberships to the general public. The goal of this study is to analyze the impacts to the Capital Bikeshare system that come from offering this new membership option rather than the current model of membership time periods offering unlimited short trips.	Study started March 2017, study to be complete in February 2018.
Analysis of Bicycle and Pedestrian Crash Causes and Interventions	DDOT has several years' worth of crash data and reports on pedestrian and bicyclist involved crashes. These crashes are analyzed yearly on some summary attributes, but little is known about the true causes of these crashes, and changes to the built environment that would have the greatest crash reduction impact. The goal of this study is to analyze a representative sample of bike and pedestrian crash data from around the District, create a typology of the most common crash types that have a relationship to street design, and provide a recommendation on the potential projects to focus on in order to best address bicycle and pedestrian crashes.	Study started July 2017, work is ongoing.
Automated Enforcement of Bus Lanes and Bus Zones	DDOT is interested in automated enforcement of bus only lanes or bus only parking areas. Though automated enforcement systems already exist in the District for red light violations, deployment of such enforcement systems for bus lanes or bus zones could have several obstacles relating to specific technologies or systems. This research project will look into best practices, regional or national models, and broad background research on enforcement paradigms and technologies for automated bus lane/bus zone enforcement. In the United States, several cities have already installed cameras on transit vehicles or along transit corridors to assist enforcement of bus only lanes or bus zones. This project will look to identify both the ability of the District to implement differing enforcement systems as well as the costs and benefits of a similar implementation.	Study contracted in August 2017, ongoing.

Eastern Downtown Cycletrack Study	Last year, DDOT began the Eastside Downtown Cycletrack Study. This study is examining the development of a protected bicycle facility (cycletrack) for north and south travel on the eastern end of downtown. The purpose of the study is to determine how DDOT could provide protected bike facilities in the study area from 9th Street, NW to 4th Street, NW on the west and east sides, respectively, with Florida Avenue NW to Constitution Avenue NW as the northern and southern boundaries, respectively.	Study completed in February 2017.
Union Station to Georgetown Transportation Improvements EA	DDOT is conducting an Environmental Assessment to implement streetcar from Union Station to Georgetown (see more information below under question 74).	Ongoing (see more information below under question 74).
Long Bridge	DDOT, FRA, VRE, and DRPT are finalizing a pre-NEPA study and initiated the NEPA process with the release of the Notice of Intent for an Environmental Impact Statement (EIS) on August, 28, 2016. The EIS analysis will ultimately lead to a preferred alternative to advance rail and multimodal improvements in the corridor.	DDOT expects to complete the EIS process in FY 2019.
State Rail Plan	DDOT is preparing a State Rail Plan consistent with the Federal Railroad Administration (FRA) standards under the Passenger Rail Investment and Improvement Act of 2008 and the newly passed FAST Act. The plan is a requirement for receiving Federal Railroad Administration grants. It will consider planned improvements and suggest additional capital improvements.	DDOT began the procurement process for this study in March 2015, and the draft plan was completed in 2017.
Southeast Boulevard Feasibility Study	DDOT completed a feasibility analysis which evaluated potential travel demand, land ownership, and construction costs in the corridor. DDOT initiated an Environmental Assessment (EA) process in FY17 which will ultimately define how the agency will advance the project.	Environmental Assessment began in FY 2017 and is expected to be completed in FY 2019.
Off-Hours Delivery Pilot Project	The District's increasing population and development make the metropolitan area one of the most congested in the country. Approximately five to seven percent of total vehicle traffic in the District is attributed to truck traffic. In 2014, DDOT received a grant from FHWA for a pilot off-hours delivery program within the District.	The pilot is ongoing.

Transportation Research Board Papers	Submitted for the 2017 TRB Annual Meeting: “Advancing Urban Multimodal Transportation System Performance Management,” “Data-Driven Urban Performance Measures: A Case Study Application in the District of Columbia,” “A Multimodal Trip Generation Model To Assess Travel Impacts of Urban Developments in the District of Columbia,” “Low-Stress LTS: The District of Columbia’s Innovative Approach to Applying Level of Traffic Stress”	Submitted in Fall/Winter 2016.
--------------------------------------	---	--------------------------------

27. Please list and describe any ongoing investigations, audits, or reports on your agency or any employee of your agency, or any investigations, studies, audits, or reports on your agency or any employee of your agency that were completed during FY 2017 and FY 2018, to date.

See Appendix Q27 and Q28.

28. Please identify all recommendations identified by the Office of the Inspector General, D.C. Auditor, or other federal or local oversight entities during the previous 3 years. Please provide an update on what actions have been taken to address these recommendations. If the recommendation has not been implemented, please explain why.

See Appendix Q27 and Q28.

29. Please list all pending lawsuits that name the agency as a party, and provide the case name, court where claim was filed, case docket number, and a brief description of the case.

See Appendix Q29.

30. Please list all settlements entered into by the agency or by the District on behalf of the agency in FY17 or FY18, to date, including any covered by D.C. Code § 2-402(a)(3), and provide the parties’ names, the amount of the settlement, and if related to litigation, the case name and a brief description of the case. If unrelated to litigation, please describe the underlying issue or reason for the settlement (e.g. administrative complaint, etc.).

See Appendix Q30.

31. Please list any administrative complaints or grievances that the agency received in FY17 and FY18, to date, broken down by source. Please describe the process utilized to respond to any complaints and grievances received and any changes to agency policies or procedures that have resulted from complaints or grievances received. For any complaints or grievances that were resolved in FY17 or FY18, to date, describe the resolution.

Administrative complaints or grievances may be filed against DDOT in the D.C. Office of Employee Appeals (OEA), the D.C. Office of Human Rights (OHR), or the U.S. Equal Employment Opportunity Commission (EEOC). Complaints in those venues for FY 2017 and FY 2018 are listed below. When a complaint is received, DDOT files a response to the claims. Claims are ultimately resolved via summary dismissal, a decision in favor of or against DDOT, or through settlement. DDOT did not change any policies or procedures in response to these complaints.

OEA: Claims are filed with OEA on the basis that employees were not afforded due process when DDOT

personnel actions result in adverse employment decisions. All of the claims in FY 2017 and FY 2018 resulted from terminations of employees. Three claims were filed in FY 2017. In the first case, DDOT prevailed in an employee's challenge to her removal for having a positive drug test result while occupying a safety sensitive position. In the second case, an employee was removed from DDOT due to threats he made against his supervisors; his claim remains pending. In the third case, an employee was removed for refusing to take a drug test while occupying a safety sensitive position. His case is still pending.

Three claims have been filed with OEA in FY 2018 to date. All three claims are currently pending. In the first case, an employee alleged improper termination. DDOT has filed a motion to dismiss this case, as the employee was a MSS employee and thus may not appeal his termination to OEA. In the second case, an employee was removed for failure to maintain the required commercial driver's license and not informing DDOT of the loss of his license. In the third case, the employee was removed for multiple counts of unauthorized absence from duty.

OHR: Two complaints against DDOT for alleged discrimination were filed in FY 2017, and none in FY 2018 (year-to-date). In the first case, an employee claimed discrimination on the basis of race. In an amended complaint, the racial discrimination claim was dropped, but a retaliation claim was added to the action. This matter was resolved via settlement regarding the employee's work duties, and DDOT did not pay any settlement funds. The second complaint, also by a DDOT employee, alleges racial discrimination. This claim remains pending before OHR.

EEOC: Two complaints against DDOT for alleged discrimination were filed in FY 2017, and none for FY 2018 year-to-date. In the first case, a DDOT employee claimed discrimination on the basis of race. His complaint was summarily dismissed by the EEOC. In the second case, a complaint was filed by an individual who was never employed by DDOT or any of its contractors, but was employed by a contractor of the U.S. Department of Transportation (USDOT). She reported a complaint of sexual harassment against a USDOT supervisor; for unknown reasons the EEOC incorrectly named DDOT as the respondent in the action. Following our motion to dismiss as DDOT was incorrectly named in the action, the EEOC dismissed the complaint.

32. Please describe the agency's procedures for investigating allegations of sexual harassment or misconduct committed by or against its employees. List and describe any allegations received by the agency in FY17 and FY18, to date, and whether or not those allegations were resolved.

DDOT has designated a Sexual Harassment Officer (SHO) in accordance with the Mayor's Order 2017-313, Sexual Harassment Policy, Guidance and Procedures issued on December 18, 2017. The SHO is responsible for ensuring that both the individual filing the complaint and the accused individual are aware of the seriousness of the sexual harassment complaint. The SHO is responsible for adhering to the following procedural actions: explaining the sexual harassment policy and investigation procedures to the complainant and the respondent; arranging for an investigation of the alleged harassment; preparation of the a written report of the findings; submission of a written report summarizing the results of the investigation and recommendations; submission of the final report to internal counsel for review and forwarding to the MOLC; and notification to the complainant and the respondent of the corrective actions to be taken, if any, and administering those actions.

Aside from the erroneous claim involving a USDOT contractor noted above, DDOT received no allegations of sexual harassment or misconduct committed by or against its employees in FY 2017. In FY 2018, DDOT has received two allegations of sexual harassment. The first case involved an allegation of

inappropriate comments. This case was closed on February 12, 2018. The second case involved a complaint of a hostile work environment. This case was also closed on February 12, 2018.

33. Please provide the position name, organization unit to which it is assigned, and hourly rate of any contract workers in your agency, and the company from which they are contracted.

Name	Agency	Unit	Contractor Name	Hourly Rate	Active?
Drew, Pamela (DDOT-Contractor)	DDOT	Call Center	New Beginnings, LLC	23.47	Yes
Jones, Marcus (DDOT-Contractor)	DDOT	Permits	New Beginnings, LLC	23.47	Yes
Proctor, Charles (DDOT-Contractor)	DDOT	Permits	New Beginnings, LLC	23.47	Yes
Smith, Marquita N. (DDOT-Contractor)	DDOT	Permits	New Beginnings, LLC	23.47	Yes

D. Program-Specific Questions

I. Infrastructure and Maintenance

34. What is the state of federal roads in the District? Please provide:

- The number of miles of federal roads in the District.
- The percentage of federal roads assessed as Excellent, Good, Fair, and Poor.
- The agency's goals for federal roads assessed as Excellent, Good, Fair, and Poor in FY 2018.
- Is the condition of federal roads improving or worsening? Please describe.
- The amount of funding spent (broken out by local, federal, and special purpose dollars) on resurfacing/improving federal roads in FY 2017.
- Miles of federal roads resurfaced/improved in FY 2017.
- An assessment of whether the amount of funding dedicated to federal roads in FY 2017 was sufficient to meet agency goals.

The District has approximately 482 miles of federally-funded roads, 460 miles of which the District maintains. The following chart provides the breakdown of pavement condition for federally-funded roads in the District. This data is based on the last pavement condition survey completed in 2016.

<i>Federal Roads Condition</i>	<i>Excellent</i>	<i>Good</i>	<i>Fair</i>	<i>Poor</i>
<i>Percentage</i>	25%	39%	25%	11%

For roads in Excellent or Good condition, DDOT's goal is to maximize the Remaining Service Life (RSL) of the pavement on these segments by adopting pavement preservation techniques such as Crack Sealing and Slurry Seal.

Between FY 2016 and FY 2017, the condition of federal roads did not materially change. While there was some movement between good, fair, and poor, many of these were borderline cases that changed condition categories without significant changes to the condition of the overall network.

In FY 2017, DDOT spent \$21.6 million of the \$22.3 million obligated from federal funds to pave approximately 12 miles of federally-funded roads.

35. What is the state of local streets in the District? Please provide:

- **The number of miles of local streets in the District.**
- **The percentage of local streets assessed as Excellent, Good, Fair, and Poor.**
- **The agency's goals for local streets assessed as Excellent, Good, Fair, and Poor in FY 2018.**
- **Is the condition of local roads improving or worsening? Please describe.**
- **The amount of funding (broken out by local, federal, and special purpose dollars) spent resurfacing/improving local streets in FY 2017.**
- **Miles of local streets resurfaced/improved in FY 2017.**
- **An assessment of whether the amount of funding dedicated to local streets in FY 2017 was sufficient to meet agency goals.**

The District has approximately 710 miles local streets, 600 miles of which the District maintains. The local streets are assessed every two years, and the latest local roads condition report will be available in Spring 2018. The data below reflects work performed in FY 2017 and the pavement condition of local streets in the District.

<i>Local Roads Condition</i>	<i>Excellent</i>	<i>Good</i>	<i>Fair</i>	<i>Poor</i>
<i>Percentage</i>	19%	28%	24%	29%

For streets in Excellent or Good condition, DDOT's goal is to maximize the Remaining Service Life (RSL) of the pavement on these segments by adopting pavement preservation techniques such as Slurry Seal and Crack Sealing.

Based on the adjustments above, the condition of the local street network showed minor improvement. DDOT spent \$29.7 million in FY 2017, resurfacing/paving approximately 25 miles of local streets, and an additional 12 miles of pavement preservation - Slurry Seal. The FY 2018-2023 CIP provides \$32 million in each year of the plan or \$4 million per ward.

36. What is the state of alleys in the District? Please provide:

- **The number of miles of alleys in the District.**
- **The percentage of alleys assessed as Excellent, Good, Fair, and Poor.**
- **The agency's goals for alleys assessed as Excellent, Good, Fair, and Poor in FY 2018.**
- **Is the condition of alleys improving or worsening? Please describe.**
- **The amount of funding (broken out by local, federal, and special purpose dollars) spent resurfacing/improving alleys in FY 2017.**
- **Miles of alleys resurfaced/improved in FY 2017.**
- **An assessment of whether the amount of funding dedicated to alley maintenance and repair in FY 2017 was sufficient to meet agency goals.**

There are approximately 364 miles of alleys in the District. DDOT has hired a contractor to conduct a citywide alley condition assessment, which is expected to be completed in March 2018. The following

chart provides alley conditions based on the last survey performed over 10 years ago, but updated to capture work performed in subsequent years. This information is likely to change based on the results of the new alley condition survey.

<i>Alleys</i>	<i>Excellent</i>	<i>Good</i>	<i>Fair</i>	<i>Poor</i>
<i>Percentage</i>	16%	28%	46%	10%

DDOT's goal is to rehabilitate alleys that are in poor condition and, accordingly, prioritizes alley repair based on the condition of the alley assessed. DDOT prioritizes repairs based on inspections conducted when responding to alley repair requests submitted via the Mayor's 311 Call Center. In FY 2017, DDOT continued Mayor Bowser's AlleyPalooza Campaign and completed work on approximately 151 alleys. The campaign also includes a focus on transparency. The agency launched a new GIS website where residents and others are able to follow-along as DDOT advances its work. In FY 2017, expenditures for alley improvements totaled \$22.1 million.

37. What is the state of sidewalks in the District? Please provide:

- **The number of miles of sidewalks in the District.**
- **The percentage of sidewalks assessed as Excellent, Good, Fair, and Poor.**
- **The agency's goals for sidewalks assessed as Excellent, Good, Fair, and Poor in FY 2018.**
- **Is the condition of sidewalks improving or worsening? Please describe.**
- **The amount of funding (broken out by local, federal, and special purpose dollars) spent resurfacing/improving sidewalks in FY 2017.**
- **Miles of sidewalks resurfaced/improved in FY 2017.**
- **An assessment of whether the amount of funding dedicated to sidewalks in FY 2017 was sufficient to meet agency goals.**

The District has approximately 1,495 miles of sidewalk. The following is a breakdown of the condition of the sidewalk network:

<i>Sidewalks</i>	<i>Excellent</i>	<i>Good</i>	<i>Fair</i>	<i>Poor</i>
<i>Percentage</i>	58%	30%	11%	1%

The overall condition of the District's sidewalks is continuously improving as sidewalk repairs and replacements are performed regularly. A sidewalk condition assessment was completed in 2014 and has been updated to reflect work completed since that time. The condition assessment along with Cityworks service request data is used to develop the annual sidewalk project plan. In addition, the ADA improvement project, which focuses on the removal of accessibility barriers in the public space, contributes to the improvement of the District's sidewalk network. The FY 2017 expenditures for sidewalk improvements totaled \$17.5 million, resulting in the repair of approximately 144 blocks of sidewalk.

38. What is the state of bridges and tunnels in the District? Please provide:

- **The number, name, and location of each structurally deficient bridge and tunnel.**

There are five structurally deficient bridges in the District. The table below shows the name, and location of each structurally deficient bridge.

- **The timeline for repairing or replacing each structurally deficient bridge and tunnel, including the date when construction is expected to begin.**

The table below shows the status/time frame for repairing/replacing each bridge.

- **How frequently are bridges and tunnels assessed?**

All bridges and tunnels in the District are assessed every 24 months, except for bridges with identified concerns. These concerns are monitored more frequently as specified by the engineer's recommendations issued during the inspection/assessment.

- **Are any of these bridges and tunnels expected to reach a hazardous state, necessitating its closure or reduction in use, before construction is completed?**

The 31st Street Bridge over the C&O Canal has been posted for 15 tons and the lane widths have been restricted. Heavy trucks have ignored these warnings and may weaken the structure prior to the start of construction. The project is anticipated to be advertised for construction in the third quarter of FY 2018.

- **Is the condition of bridges and tunnels improving or worsening? Please describe.**

Over the years, the overall condition of bridges and tunnels has improved. DDOT has consistently taken a risk-based assessment and improvement methodology while implementing its bridge preservation and preventive maintenance program. Using this approach, DDOT has taken proactive measures when necessary in making timely repairs to appropriate bridge elements in order to extend the service life of the bridge or tunnel and improve safety.

- **Local and federal dollars spent resurfacing/improving bridges and tunnels in FY 2017.**

In FY 2017, DDOT spent \$4.2M on bridge maintenance (\$0.6M Local; \$3.6M Federal) and \$4.9M (Federal) on Tunnels.

- **Miles of bridges and tunnels resurfaced/improved in FY 2017.**

In FY 2017, DDOT's bridge preservation and preventive maintenance program improved 64 bridges (approximately 5.0 miles) and 15 tunnels (approximately 2.0 miles).

<i>Structure Number</i>	<i>Facility Carried</i>	<i>Facility Intersected</i>	<i>Location</i>	<i>Bridge Deck Area</i>	<i>Status</i>
-------------------------	-------------------------	-----------------------------	-----------------	-------------------------	---------------

0003	31st Street, N.W.	C&O CANAL	Georgetown	1,934 SF	Design is completed. Financial & Bid Package being prepared. Solicitation will follow. The project will be advertised for construction in spring 2018. Estimated completion date is summer 2019.
0104-1	Ramp	Ramp from Benning Road to Kenilworth Avenue	Benning Road at Kenilworth Avenue	3,696 SF	Will be evaluated as part of Benning Road / Bridge/ Streetcar Corridor Improvement Project.
1001	Anacostia Freeway	Nicholson Street	Anacostia Freeway, S.E.	6,356 SF	Construction Project Administrative NTP issued on December 22, 2017 and full NTP will be issued on February 20, 2018 pending protest resolution. Estimated completion date is October 2019.
1001 (Ramp 6)	Ramp 6 over Nicholson Street	Nicholson Street	Anacostia Freeway Ramp to Penn. Ave.	2,343 SF	Construction Project Administrative NTP Issued on December 22, 2017 and full NTP will be issued on February 20, 2018 pending protest resolution. Estimated completion date is October 2019.
1009	Anacostia Freeway	Suitland Parkway	Anacostia Freeway over Suitland Parkway	17,632 SF	Bridge to be replaced under Phase I of South Capitol Street Project. Estimated completion date is December 2021.

39. What is the status of the Streetscape projects currently underway? For each project, please include:

- **The project's name and location.**
- **The project's budget.**
- **Status (e.g., the stage in design process or under construction).**
- **Whether the project is on schedule and on budget.**
- **Anticipated completion date.**

Appendix 39 identifies all active streetscape projects. Projects in earlier stages of the project development process (Planning and Preliminary Engineering) have less certain costs and construction schedules. The construction schedules shown assume funding availability. However, the construction dates may change based on funding availability. Projects shown with "TBD" dates in the table are being advanced through planning or preliminary design, but are too early in the process to assign construction start/end dates.

40. Please provide the agency's street, alley, and sidewalk improvement schedule for FY 2017 through FY 2021.

- **Which streets, alleys, and sidewalks were scheduled to be improved in FY 2017?**
- **Of these, which were not completed? Why?**

In the FY18-23 CIP DDOT budgeted funding for local paving at \$32 million per year in order to address roads of poor quality consistently over a five year period. Each year, DDOT creates an annual workplan to address infrastructure related repairs (Sidewalk, Streets and Alleys) based on annual surveys and other quality assessments. The annual workplans are published on DDOT's website [<http://ddotfiles.com/workplan>]). The infrastructure repair season bridges two fiscal and calendar years, with an annual pause in work during winter months due to weather restrictions. The workplans created in FY 2017 will be completed in FY 2018 before the start of the new paving season and FY 2018 workplan. The FY 2018 workplan is currently being finalized and will be available by April 2018.

Appendix Q40 lists the status of items from the FY 2017 workplan. Those listed as proposed will be completed before the start of the new FY 2018 workplan, others, where indicated, are on hold due to utility conflicts, partial suspension of work per contract requirements, differing site conditions, green alley applications, or conflicts with private development projects. However, locations not completed before the FY 2018 repair season starts will become part of the FY 2018 workplan.

41. Please provide an update on efforts to convert the District's streetlights to LED.

DDOT streetlight infrastructure currently consists of approximately 73,000 luminaire lights, of which 5,500 are LED. This equates to 6.6% of all street and alley lights. Annually, DDOT converts approximately 600 streetlights to LED through large-scale Streetscape Projects and routine upgrade requests from local ANC members, MPD as well as residents (with ANC endorsement since April 2017).

Beginning in June 2018, DDOT will execute a Citywide LED conversion contract to convert up to 5,000 streetlights to LED's on interstates and expressways throughout the District. DDOT is currently working in partnership with the Office of Public-Private Partnerships (OP3) to initiate a long-term contract agreement to convert all remaining non-LED streetlights to LED within 2 years of executing a contract. The procurement process of the streetlight conversion P3 is currently underway with public hearings scheduled on February 22nd and 24th to update the public and receive feedback. The streetlight P3 is

focused on increasing public safety and traffic safety through better lighting, asset maintenance, lowering the District's carbon production, and increased energy savings.

- **Where has DDOT already installed LED bulbs? Please provide a list of the locations, indicating the temperature of the bulbs in those locations.**

The LED lights installed, by ward and roadway classification are as follows:

DDOT LED Streetlights by DC Ward									
ROADCLASSIFICATION	Ward 1	Ward 2	Ward 3	Ward 4	Ward 5	Ward 6	Ward 7	Ward 8	Total Lights
Interstate						23			23
Other Freeway and Expressway		4				17	44		65
Principal Arterial	22	155	125	51	111	236	20		720
Minor Arterial	46	94	27	58	115	70	86	108	604
Collector	5	49	15	58	95	111	30	59	422
Local	195	148	191	669	431	387	1078	567	3666
Total	268	450	358	836	752	844	1258	734	5500

See Appendix Q41a for map.

See Appendix Q41b for complete list of locations with bulb temperatures.

- **Where does DDOT intend to install LED bulbs in the remainder of FY 2018 and in FY 2019? Please provide a list of the locations, indicating the anticipated temperature of the bulbs to be installed in those locations.**

For the remainder of FY 2018, DDOT intends to continue installations of large-scale Streetscape Projects (locations include: Capitol Crossing, Massachusetts Avenue, Eastern Avenue, and the Metropolitan Branch Trail).

DDOT will also continue to survey locations recommended for upgrade following requests from residents, Advisory Neighborhood Commissions and MPD Commanders to improve visibility, enhance safety, and deter crime.

See Appendix Q41c for map of locations.

See Appendix Q41d for list of locations with bulb temperatures.

42. Please outline DDOT's current practices and plans regarding LED installation, including answers to the following questions:

New requests for LED lights from residents are entered in the Cityworks database management system. All historical requests are archived in Cityworks. These service requests are investigated by ward representatives to determine if LEDs are warranted. When upgrades are necessary, work orders are generated and labeled "Lighting Survey" in Cityworks. Ward representatives assemble a lighting analysis package, which consists of estimated construction costs, light study, GIS map, Pepco service requests, and ANC recommendations. Documents are forwarded to management for final approval and scheduling by contractor. After construction and final inspection, DDOT accepts assets into the Citywide GIS database inventory.

See Appendix Q42: Lighting Survey Workflow.

In general, DDOT's current practice is to prioritize LED installation based on the following criteria:

- as a replacement to obsolete luminaires such as mercury vapor and incandescent fixtures when they become defective
 - at the request of local ANC members and MPD Commanders
 - in areas identified as problem areas with repeat outages or where failure prone direct-buried cable is recommended for infrastructure system upgrade
 - large-scale reconstruction and streetscape projects, interstates, and expressways
- **Does the location of the fixture determine the color temperature of the bulb that is installed? If so, please explain.**

With a few exceptions, such as where the District has installed 2700K LED fixtures on local roadways for evaluation purposes, the majority are a combination of 3000K and 4000K LED fixtures. The District is currently installing 3000K LED fixtures, which reflects the American Medical Association's recommendations. There are several locations where 4000K LED fixtures were previously installed on local roadways. It is DDOT's expectation that they will be replaced during the citywide conversion with lower color temperature fixtures.

The District has exercised an incremental approach to converting lighting assets to LED technology. DDOT has tested and approved 3000K and 4000K fixtures to be used in the District and is testing a number of 2700K fixtures with the aim of identifying technology that meets current lighting standards.

- **How does DDOT determine whether to install an LED bulb instead of replacing a bulb in-kind?**

Manufacturers no longer produce mercury vapor or incandescent fixtures. As they become defective they are replaced with LEDs. All newly installed light fixtures in the District are LEDs by default. The only in-kind replacements are for maintenance outages of high pressure sodium, which are done for uniformity purposes.

- **How does DDOT solicit, track, and respond to residents' concerns about an LED light?**

There is a community-based streetlight task force that has direct communication with DDOT officials. This includes meetings with the Director and his staff on a regular basis. DDOT has also hosted field visits with the task force and concerned residents to comment on the new lights and provide feedback. Public hearings on the Streetlight P3 will be held on February 22nd and 24th and will provide additional opportunities for feedback.

43. What is the status of the 11th Street Bridge and South Capitol Street Bridge Projects? Did the timeline, budget, or scope of either project change in FY 2017 or FY 2018, to date?

11th Street Bridge Park Project

The 11th Street Bridge Replacement Project (impacting Wards 6, 7, and 8) has been key to improving travel by replacing two bridges across the Anacostia River built in the 1960s with three new bridges that separate local and freeway traffic. The new freeway bridges also provide the missing interstate connections between I-695 (also known as the Southeast-Southwest Freeway) and DC-295. This project removes a long-standing bottleneck that forced motorists to use local streets to connect to and from both

freeways. The bridge piers from the old 11th Street bridges remain in the Anacostia River both north of the new interstate bridges and south of the new local bridge.

Now that the old 11th Street bridges have been replaced, the District and the Ward 8-based non-profit organization Building Bridges Across the River (BBAR), plan to transform this aged bridge infrastructure into the city's first elevated park: a new venue for healthy recreation, environmental education, and the arts. Bound by the Washington Navy Yard on one side and Anacostia Park on the other, the 11th Street Bridge Park will be a place for gathering and entertainment for those in the neighboring communities, a playful destination for some, and a pedestrian or bicycle route for others.

Current Status: The design concept (as revised based on the draft feasibility study) was reviewed and approved by the National Capital Planning Commission (NCPC) on November 2, 2017 and the Commission of Fine Arts (CFA) on November 16, 2017. The final feasibility report is currently under review by DDOT. Once the feasibility report is finalized, DDOT will be able to initiate the Preliminary Design stage to better determine permit needs and complete National Environmental Policy Act (NEPA) reviews.

Timeline: The project timeline is dependent on District and private funding availability. The current project schedule, assuming funding availability, estimates design and permitting to be completed in Spring 2020 with construction to follow.

South Capitol Street Bridge Project

The South Capitol Street (SCS) Corridor Project is divided into two phases:

- Phase 1 includes a new Frederick Douglass Memorial Bridge (FDMB) over the Anacostia River, and includes the approaches on each side of the river plus reconstruction.
- Phase 2 includes a new interchange on Suitland Parkway at MLK, Jr. Avenue, plus reconstruction and streetscape improvements on South Capitol Street north of the Nationals Ballpark and New Jersey Avenue north of M Street SE. Phase 2 of the project will not start until approximately 2020. While the timeline of the project has not changed, the overall costs of Phase 2 have been greatly reduced due to refining the design along Suitland Parkway and MLK, Jr. Avenue.

Phase 1 of the SCS Corridor Project was procured using a design/build delivery method. The project was awarded in July 2017 to South Capitol BridgeBuilders - A Joint Venture of Archer/Western and Granite Construction Companies. At \$440.8 million, Phase 1 is the largest infrastructure project in DDOT's history. Additionally, DDOT awarded the Program Management/Construction Management Oversight contract to HNTB in August 2017.

Current Status: The Project received conceptual approval from CFA in November 2017 for the bridge, and anticipates receiving full approval of the landscaping elements in the Spring 2018. Overall design of the project is approximately 60% complete. DDOT issued the notice to proceed for the bridge construction in January 2018 and a groundbreaking ceremony was held on Tuesday February 13, 2018.

Timeline: The project timeline did not change significantly during FY 2017. With the award of the project and DDOT obtaining all major construction permits, the project timeline for Phase 1 remains as follows:

- Project Award - July 2017
- Start of Construction - January 2018
- New FDMB and approaches completion - Summer 2021
- Project Completion - Winter 2021/2022.

Funding: Funding for the project remains as shown in the Updated Financial Plan.

44. What is the status of the completion of the H Street Bridge Project? Did the timeline, budget, or scope of the project change in FY 2017 or FY 2018, to date?

- **Please provide an update on the FY 2017-22 Transportation Improvement Program for the National Capital Region and the allocation of \$100 million in Federal grant money for the H Street Bridge project.**

DDOT is in the planning stage of project development for the H Street Bridge project. The project is complex. DDOT has been actively engaged with the Union Station Redevelopment Corporation (USRC), Amtrak, Akridge, and the U.S. Department of Transportation in coordinating the planning, design, and bridge construction.

DDOT is planning to use a “design/build” approach for this project. Unlike the typical “design/bid/build” process, which may include discrete design stages including 30%, 60%, and 90% design, a “design/build” process does not have these stages of development since the awardee can use one or more elements of the design and begin concurrent construction, which reduces the construction time considerably.

Timeline: As of February 2018, DDOT has awarded a contract for the 30% design as well as design/build procurement documents for the bridge and has begun work under the contract. Amtrak has developed future rail layouts to support the station expansion. Construction of both projects must proceed in conjunction with one another. The DDOT design/build procurement documents and 30% design will be completed by mid-2019, and the design-build construction contract will be advertised by early 2020 assuming the other surrounding projects are also ready to proceed with this step.

Scope: DDOT is working with FRA, USRC, and Amtrak on the reconstruction, maintenance, and design of the bridge. This work will occur in partnership with the Union Station Environmental Impact Statement. Decisions about passenger rail facilities, pedestrian and bicycle flow, parking access, intercity bus, streetcar, and development access all factor into the design and construction of the bridge. DDOT will coordinate with other stakeholders to ensure this project meets the needs of all the stakeholders and to ensure it is successful.

Funding: The funding supporting the H Street Bridge project changed significantly over the last two six-year capital improvement plans (CIP). In the FY 2017 - FY 2023 CIP, the plan provided \$165M in budget authority, of which \$100M was not backed by revenue. In the FY 2018 - FY 2024 CIP, the plan provided \$196.3M in budget authority, of which all of it is backed by General Obligation (GO) Bond revenue proceeds.

The preliminary design is underway and the ongoing Union Station Expansion Environmental Impact Statement led by the Federal Railroad Administration will refine the cost estimates for the final design and construction phases, along with programming the necessary funding in the region’s Transportation Improvement Program (TIP) and the District’s Statewide Transportation Improvement Program (STIP).

45. What is the status of the Oregon Avenue NW and Eastern Avenue NE Projects? Did the timeline, budget, or scope of either project change in FY 2017 or FY 2018, to date?

Oregon Avenue, NW

This project extends from Military Road to Western Avenue and is currently in design. The project design is 100% complete. The project was re-sequenced for construction to proceed while DC Water is

completing their new 50-foot deep sewer tunnel on Oregon Avenue from Bingham Drive to Oregon Knolls. DDOT has decided on a plan to bid the project for construction at this time, and is resolving final right-of-way issues before soliciting for construction. The timeline to begin construction is Q4 2018 to Q1 2019 and construction is expected to last 27-months. The scope of the \$18M project is unchanged in FY 2018.

Eastern Avenue, NE/NW

This project extends from New Hampshire Avenue to Whittier Street and is currently at the 90% design stage. The timeline is for the design to be completed by the Q2 2018. The scope of the \$6M project is unchanged. A request from the City of Takoma Park to extend the project to Laurel Avenue, NW in FY 2017 was denied. DDOT determined that the Takoma Park request for certain additional work will be handled separately from this project, under existing contracts for asset management (e.g., road rehabilitation). DDOT is working to determine the timeline for construction given existing funding availability.

46. Please provide a status update of the rehabilitation of Broad Branch road. In late 2017, DDOT resurfaced Broad Branch Road from Western Avenue NW down to Runnymede Place NW, but the road from Linnean Avenue NW to Beach Drive NW remains to be rehabilitated.

Rehabilitation of Broad Branch Road, NW project is undergoing an environmental assessment (EA). This project provides the environmental documentation for improvements on Broad Branch Road from Beach Drive to Linnean Avenue. With the assistance of the U.S. Department of State, DDOT has completed initial coordination with three adjacent embassy properties. A draft “Summary of Impacts to Properties of Foreign Nations” has been developed and will be shared with each embassy. DDOT’s intent is to gauge what level of impacts will be acceptable to each embassy and aid in the selection of the preferred alternative. A discussion of compensation is not included at this time. A public meeting and final EA document will follow.

47. What is the status of the East Capitol St. Bridge and Theodore Roosevelt Bridge rehabilitations? Did the timeline, budget, or scope of either project change in FY 2017 or FY 2018, to date?

The East Capitol St. Bridge project is currently in the process to be advertised for construction in Q2 FY 2018. The construction budget has increased from \$16 million to \$17.52 million in FY 2017 due to scope revisions, including the creation of a sidewalk on the upstream side of the bridge, construction of a pedestrian/bike connection to the existing Riverwalk Trail, and installation of new sign support structures and overhead sign panels. Project construction duration is estimated to be one year.

The Theodore Roosevelt Bridge rehabilitation project is currently in the process of bridge rehabilitation design. The first phase of the project included in-depth bridge inspections, data collection, existing condition assessment, and recommendations for design alternatives, including opportunities to improve the pedestrian/bicycle connection on one or both sides of the bridge. The first phase was completed in FY 2017. Upon selection of the preferred design alternative, the project will move forward to preliminary design and environmental documentation in FY 2018. The current scope still includes bridge rehabilitation/repairs and the sidewalk extension to the north side. The estimates for construction and construction management are approximately \$78 million and \$4.5 million, respectively.

48. What is the status of the Tenley Plaza project? Did the timeline, budget, or scope of either project change in FY 2017 or FY 2018, to date?

WMATA completed the conceptual planning study in 2016. The project requires preliminary engineering to resolve constructability and cost estimate questions. DDOT and WMATA will also have to resolve the ownership of the Fort Drive right-of-way before construction. WMATA's preference is to give DDOT an easement for the Fort Drive roadway area that they own. DDOT has not been able to advance to the preliminary engineering stage yet because of other competing needs in DDOT's Federal-aid budget.

49. Last year, the Committee allocated \$12 million for Streetscapes and Beautification projects. Please list the projects being funded by this allocation and the estimated cost of each.

The FY 2018 - FY 2023 CIP allocated \$10 million to the Streetscapes and Beautification Master Project. The intent of this Master Project is to fund construction of streetscape projects, including an "overmatch" to the District's Federal-aid formula funds and a limited number of 100% locally funded streetscape projects. This Master Project will enable DDOT to develop a more robust streetscape project pipeline that can be used to stretch Federal-aid formula funds farther and help advance projects to the construction phase more rapidly.

In FY 2018, DDOT anticipates using the budgeted allotment to fund two projects:

- Martin Luther King, Jr. Streetscape (Phase I) from Milwaukee Place to 4th Street SE. \$6M in construction funding is needed for Phase I.
- Maryland Avenue NE Streetscape from 2nd Street to 14th Street. The total construction cost for this project is estimated to be \$23.6M, of which \$4M will come from the FY 2018 allotment in the Streetscapes and Beautification Master Project. The remaining balance will come from a combination of the District's Federal-aid formula funds and reprogramming other local capital funds.

50. Please provide an update on the efforts of the National Park Service to rehabilitate Beach Drive. What work has NPS completed to date? What is the estimated timeline for completion of Phase III?

The National Park Service (NPS) Beach Drive reconstruction project is on schedule to be completed by the Fall of 2019, approximately three years after it was awarded in September 2016. The three-year duration anticipated that the NPS contractor would likely perform additional work on behalf of DDOT and DC Water in the areas where they were already working in order to reduce impacts to the public and be more cost efficient by not having to mobilize multiple contractors multiple times.

NPS has recently completed Segment 2 and reopened it to traffic. Segment 3 work is currently underway. The contractor is working on the storm drainage system (installation of pipe, inlets, headwalls, under-drainage) and also replaced curb/gutter up to Boulder Bridge. Electrical work by Joyce Road is almost completed. Segment 3 will be completed by early Fall 2018.

Segment 4, the last segment, will start immediately after Segment 3 opens to traffic and is expected to last 8-10 months.

DDOT continues to coordinate closely with NPS and the Eastern Federal Lands Highway Division of FHWA, which is managing the construction on NPS's behalf, to track project progress and schedule, resolve issues related to current and upcoming construction phases, and minimize impacts on District roadways.

51. Please explain the status of the green alley program. Please include the location of any projects completed in FY 2016 and FY17 or planned for FY 2018 and FY 2019 and the costs associated with each project.

Green alleys are being constructed using three approaches.

- DC Water has started constructing green alleys.
- DDOT Asset Management has established a task order to build standardized green alleys using funds from DC Water. DDOT expects to start construction this month and complete before fall.
- DDOT's Green Infrastructure team constructs green alleys as part of retrofitting the separate storm sewer portions of the city.

Green alleys being constructed by DDOT Asset Management for DC Water is estimated total \$2.7M at the following locations:

- 1365 Oak ST NW Sq. 2835, 600
- Hamilton ST NW Sq. 3211
- 509 Randolph St NW Sq. 3232
- 4611 Arkansas Ave NW Sq. 2814
- 715 Madison ST NW Sq. 3155
- 5511 13th St NW Sq. 2933
- 3712 T ST NW

The Green Infrastructure team has constructed green alleys, permeable parking lanes, and bioretention areas for four projects: LeDroit Phase 1, Klinge Valley Watershed, Green Alleys, and Ft. Davis. Approximately \$5.2M has been expended on projects that are completed or currently under construction, with an additional \$4M planned for construction. DDOT is finalizing designs for additional projects that are expected to result in approximately \$5M in construction. The active Green Infrastructure projects are summarized below.

- Ft Davis LID and Traffic Calming: Construction complete
 - o 3 permeable parking lanes
 - o 2 bioretention areas
- LeDroit Park Phase 1 and 2
 - o Phase 1 construction complete
 - 4 permeable parking lanes
 - 2 green alleys
 - 2 bioretention areas
 - 5 tree plantings
 - o Phase 2 design at 90%, expect final by March 2018
 - 21 bioretention areas and permeable pavement sections
- Green Alleys
 - o Group 1 construction complete: 3 alleys
 - o Group 2 construction starting February 2018: 3 alleys
- Klinge Valley Watershed: Construction underway
 - o 4 alleys
 - o 4 bioretention areas
 - o 4 permeable parking lanes
- Dix Street (Ward 7): Design complete, pending task order for construction
 - o 11 bioretention and parking lanes
- Alger Park (Ward 7): Design complete, pending permits for construction and full funding (partial funding available)
 - o 28 bioretention and parking lanes

- Oregon Avenue Watershed
 - o Design at 90%, expect final by April 2018
 - o 30 bioretention and green alleys
- Spring Valley and Broad Branch Watershed designs
 - o Pending funding, expected October 2018
 - o Setting up 2 small business set asides for design
- Green Alley standardization project: starting analysis
 - o Establish reduced permitting needs and implement with DOEE
 - o Develop standard design approach to reduce design costs and decrease time to construction.

The Green Infrastructure team also provides support for DDOT roadway projects with green infrastructure elements, including the following construction projects:

- Oxon Run Trail
- Minnesota Avenue SE
- 15th Street NW
- Klinge Valley Trail
- Metropolitan Branch Trail

52. How much did DDOT receive in funding for green infrastructure projects in FYs 2016, 2017, and 2018 from funds that the Department of Energy and Efficiency administers (broken down into the Stormwater Permit Compliance Enterprise Fund, the EPA Clean Water State Revolving Fund, and the Bag Bill fund)?

- **How many gallons of stormwater will be managed as a result of each year's spending?**
- **Please provide the formula by which DDOT calculates this metric.**

The source of funding for each project varies. We did not receive funding from the bag bill. However we did receive funding from the Stormwater Enterprise and Clean Water (CW) Funds. The sources of funding received are listed below by project:

The Green Infrastructure team received the following amounts from DOEE funding sources:

- EPA CWSRF FY 2014 funding (Oregon Avenue Watershed), provided in 2018
 - o EPA CW Construction: \$1,215,189
 - o Enterprise Fund: \$994,246
 - o Expect ~100,000 gallons of treatment
- EPA CWSRF FY 2016 additional funding provided in 2017 (Klinge Valley: \$2.5M and 85,500 gal and Green Alleys Group 2: \$882K and 17,200 gal)
 - o EPA CW Construction: \$1,784,750
 - o Local match: \$1,460,250
 - o The cost/gal treated averages \$30/gal for Klinge (this includes bioretention and permeable pavement) and \$50/gal for Green Alleys Group 2 (permeable pavement only). Each facility would have its own cost per volume treated, this is the average for the grouping of facilities under the respective projects.
- EPA CWSRF FY 2018 funding (Spring Valley and Broad Branch), pending award in September
 - o Design phase
 - Local match: \$500,000
 - EPA CW Construction: \$610,000
 - o Construction phase, expect completion date in 2019: \$4.5M

The cost effectiveness varies based on several factors, including the size of the area that drains to a facility and the type of soil. Cost effectiveness is calculated based on the cost to construct the facility divided by the volume of stormwater the facility can treat. The amount of treatment provided by a facility is calculated based on the type of treatment provided. The most common treatment calculation follows DOEE regulations for stormwater retention credits (SRCs), which factors in the following:

- the amount of stormwater that flows to the facility
- the type of facility
- the storage available in the facility
- the infiltration rate of the soils below the facility

53. In FY 2014, DDOT, in conjunction with Pepco, introduced the DC Power Line Undergrounding (DC PLUG) Initiative, to underground up to 60% of the most vulnerable primary and lateral mainline feeders in the city to provide resilience and greater reliability to the District's power system. In light of B22-0184, the Electric Company Infrastructure Improvement Financing Amendment Act of 2017, becoming law:

- **What is the status of the undergrounding effort?**

The First Biennial Plan ("Plan") for the DC PLUG program was filed with the Public Service Commission ("PSC") on July 3, 2017. The Plan was approved on November 9, 2017, and the PSC issued an order that included a number of directives to be filed 90-days post-approval. DDOT and Pepco submitted this Ninety Day Compliance Filing to the PSC on February 7, 2018. The Plan consists of undergrounding all or portions of six (6) primary electrical feeders located in Wards 3, 4, 5, 7, and 8.

Feeder 308, located in Ward 3, will be the first stand-alone feeder undergrounding project. The project will be advertised in February 2018, with groundbreaking as early as August 2018.

- **What is the estimated completion time for this project?**

All work including project closeouts for the First Biennial Plan is anticipated to be complete by July 2023. Subsequent Biennial Plans are to be filed in 2019 and 2021. These Biennial Plans will include additional electrical feeders to be undergrounded. Proposed schedules for the future Plans will not be determined until the Feeders for each plan are determined.

II. Transportation Operations Administration Programs

54. What is the status of the School Crossing Guard program? Please provide:

- **The current number of crossing guard positions:**

226 locations

- **The current number of vacancies.**

36 vacancies

- **The agency's efforts to recruit and fill vacancies in FY 2017 and results of those efforts.**

On November 4, 2017, DDOT held a job fair for Traffic Control Officers and Safety Technicians (School Crossing Guards). 168 interviews were scheduled, 57 of which were for Safety Technician positions. An additional 100 walk-in interviews were conducted, 36 of which were for Safety Technician positions. On July 29, 2017, DDOT held another job fair at which more than 300 District residents attended. Twenty attendees were hired.

- **The barriers to recruiting and hiring crossing guards and recommendations for addressing those barriers, where possible.**

- Applicants' commitment
- Ability to pass criminal background clearance
- Ability to pass drug and alcohol screening
- Applicant finding full-time employment.

DDOT plans to create new partnerships with DCPS to create a pipeline to hire High School graduates, and hold a pre-information session to give potential candidates insight on DDOT, resume improvement techniques, and interview tips.

- **The number of new crossing guard positions necessary to meet the needs of District schools.**

The agency's current crossing guard deployment plan is as shown in Appendix 54.

55. What is the status of the Traffic Control Officer (TCO) program? Please provide:

- **The agency's current TCO deployment plan.**
- **The current number of TCO positions.**
- **The current number of vacancies.**
- **The agency's efforts to facilitate the recruitment of Traffic Control Officers.**
- **Statistics of tickets written by TCOs in FY 2017 and FY 2018, to date.**

TCO Deployment Plan

DDOT's TCO deployment plan has two components - proactive and reactive. The proactive deployments include locations that experience recurrent congestion. TCOs are deployed to these locations during specified time periods (such as rush hours, nightlife, etc.) to facilitate traffic flow and enhance pedestrian safety. A sampling of the proactive rush hour deployments are listed below:

- 14th Street corridor, from Pennsylvania Ave to K Street NW
- Connecticut & K St
- 17th & Eye St
- 17th & Rhode Island Ave
- 17th & K St
- 19th & L St
- Vermont Ave & K St
- Minnesota Ave & Benning Rd NE
- South Dakota & Riggs Rd NE
- MLK, Jr Ave & Howard Rd SE
- Wisconsin & M St NW

In addition, TCOs are deployed to locations based on special events (such as Nationals baseball games), mitigating impacts related to construction projects (such as Beach Drive reconstruction or Metro Safetrack), changes in traffic patterns (such as the new Barnes Dance signal in Columbia Heights), and other short-term impediments to traffic flows (such as crashes and emergency closures).

DDOT currently has a total of 150 TCO positions.

DDOT currently has the following 5 TCO vacancies:

<u>Position No.</u>	<u>Position</u>
00012815	Supervisory Traffic Control Officer
00088989	Supervisory Traffic Control Officer
00023838	Traffic Control Officer
00026052	Traffic Control Officer
00026469	Traffic Control Officer

The agency's efforts to facilitate the recruitment of Traffic Control Officers.

To facilitate the recruitment of TCOs, during the last year DDOT held large scale hiring events that made contingent offers immediately. These events included multi-level interviews, drug screening and initial background checks. These events were marketed via social media, through DOES, DCHR, MPD, DCNG, and by word of mouth.

Tickets Written by TCOs:

FY 2017: 2146 tickets

FY 2018: 713 tickets

56. What is the status of DDOT and DPW's coordinated effort to address conflicting street signs in the District? Please provide:

- **A list of meeting dates, times, locations, and attendees for FY 2017 and FY 2018, to date.**
- **The number of sign locations discussed by DDOT and DPW.**
- **The number of locations where signs were repaired, replaced, modified, or improved as a result of the meetings.**
- **The average length of time, in days, between DDOT receiving notice of an issue with a sign and remedying that issue.**
- **Steps taken by DDOT in FY 2017 and FY 2018, to date, to inform the public on how to report conflicting signs.**

In 2017, DDOT discussed conflicting street signs with DPW at nine interagency parking coordination meetings. Meetings were held at 955 L'Enfant Plaza at the Department of Motor Vehicles on the following meeting dates:

January 5, 2017 - 9:00 AM - 11:00 AM

February 6, 2017 - 9:00 AM - 11:00 AM

March 2, 2017 - 9:00 AM - 11:00 AM

April 6, 2017 - 9:00 AM - 11:00 AM

May 4, 2017 - 9:00 AM - 11:00 AM

June 1, 2017 - 9:00 AM - 11:00 AM

October 5, 2017 - 9:00 AM - 11:00 AM

November 2, 2017 - 9:00 AM - 11:00 AM

December 7, 2017 - 9:00 AM - 11:00 AM

The process to address conflicting signs is as follows:

- DPW inputs conflicting signs reports into DDOT's Cityworks portal

- DDOT downloads the requests daily and distributes to technicians for analysis (DDOT has a 10 day acknowledgment receipt process)
- Technicians create work orders and send them to DDOT's Field Operations Division (FOD) for replacement or repair.

Once the service request is completed, DDOT closes out the work order in the Cityworks portal.

In FY 2017, DDOT will continue to operationalize the District of Columbia Signs Manual and integrate the document with Flexisign software so that multiple Divisions of DDOT will have access to approved sign designs in the shop order process. The sign manual and sign inventory process, which included collection of 206,701 signs and 123,087 sign supports, will greatly improve DDOT's ability to identify and correct conflicting signage. The final GIS-based inventory application will help to manage the continual maintenance of sign installation and replacement. In the spring of 2018, OITI will release the first of two applications to assist in the GIS-based sign inventory management: Signworks Inventory. Additionally, DDOT plans to conduct the QA/QC of the raw data collected to help with sign standardization, the automated Work Order process developed by IT and uniformity processes for resolving sign conflict throughout the District. This approach leverages the recently captured GIS sign inventory to precisely locate current inventory of signs and supports and use sign analyses to prevent the introduction of sign conflicts.

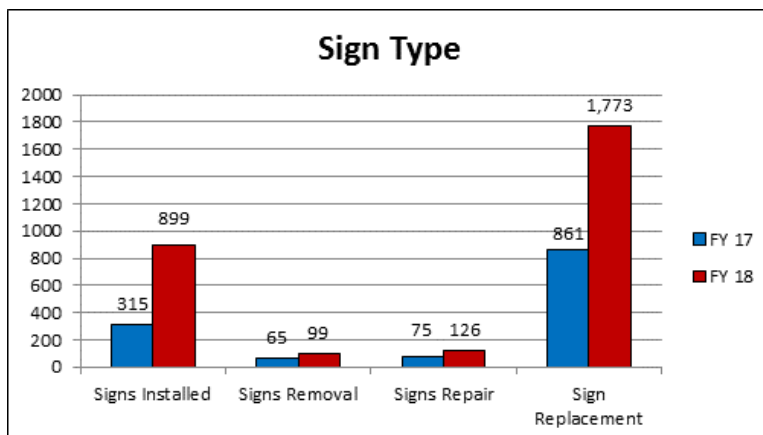
DDOT and DPW have continually collaborated on curbside management, and continue to improve responses to inconsistencies in curbside management. The team meets bi-monthly (and increases frequency as needed). This is to discuss upcoming curbside management programs DDOT has in the pipeline or emerging curbside enforcement challenges DPW would like to address. In 2016, DPW and DDOT created a standard operating procedure, where DPW designates a staff point of contact to file service requests on behalf of DPW. On a weekly basis, DDOT receives all service requests from the point of contact to prioritize action on them.

- **The number of sign locations discussed by DDOT and DPW**

In FY 2017, DDOT and DPW discussed 816 conflicting sign locations.

In FY 2018 to date, DDOT and DPW have discussed 103 conflicting sign locations.

- **The number of locations where signs were repaired, replaced, modified, or improved as a result of the meetings:**



- **The average length of time, in days, between DDOT receiving notice of an issue with a sign and remedying that issue.**

In FY 2017, DDOT received a total of 560 roadway signs service requests through 311 where the customer indicated conflicting signs as an issue. This number represents the number of service requests where a resident felt signs are in conflict, but does not mean that each request indicated a valid conflict. DDOT works closely with DPW on parking sign issues when identified and improves sign information during routine sign installation service. As new technology comes online, these issues will decrease.

The Service Level Agreement shown in the 311 interface provides for 130 days to resolve a request. DDOT averaged about 118 days to close this type of request. Addressing conflicting signs often requires time for investigation and may require re-design of the sign layout for the block or area that is affected.

For sign conflicts that present a safety hazard, DDOT is committed to resolving the conflict within 24 hours.

- **Steps taken by DDOT in FY 2017 and FY 2018, to date, to inform the public on how to report conflicting signs**

The public typically reports sign conflicts through 311. In 2017, DDOT hired a public communications firm to develop outreach efforts to address public understanding on DDOT parking and curbside management practices, beginning with the Red Top Meter program launched in May 2017. From this experience, DDOT aims to launch additional public outreach campaigns in FY 2018 that focuses on Parking 101, including clarifying curbside signage as well as how to engage the agency on addressing issues with signs throughout the District.

III. Services, Safety, and Planning

57. Please provide the number of service requests received by category of request for FY 2017.

- **Please provide statistics on responsiveness to these requests.**
- **Has the response time for service requests decreased or increased?**
- **What is DDOT doing to improve its response to requestors?**

See Appendices 57a and 57b. The overall response time has improved across the board at DDOT. The overall decrease in the number of days to close service requests fell by 48% overall. The improvements in the service delivery have come from the efforts of the weekly Transtat meetings where the performance team focuses on service delivery. During these meetings, the performance team works directly with all DDOT programs to improve business process, analyze data and train staff on business analytics software. Together the effort is yielding improvements in overall work processes and data collection.

58. Please list the number of public space permits, by type, issued in FY 2017 and FY 2018, to date. Please describe any trends in the type or quantity of permits issued.

- **Please indicate the fee for each type of public space permit and whether the revenue goes to the general fund or a special purpose revenue fund (if an SPR, please identify the name/number of the fund).**

<i>Public Space Permit</i>	<i>FY17</i>	<i>FY18 (1st Quarter Only)</i>
Construction	14,981	2,999
Occupancy	41,355	8,445
Commercial Vehicle Annual Permits	2,686	81
Temporary Truck Permits	2,465	496
Special Tree	1,046	215
Total	61,487	

<i>Revenue</i>	
<i>PERMIT TYPE</i>	<i>FY 2017</i>
CONSTRUCTION	\$3,590,690.66
OCCUPANCY	\$14,649,010.54
TAGS	\$1,990,331.05
SINGLE HAUL	\$74,503.00
LOADING ZONE	\$78,799.40
SPECIAL TREE	\$1,312,422.30
TOTAL REVENUE	\$21,695,756.95

The trend for public space permit applications processed and public space permits issued continues to move upward. In the period from FY 2013 to FY 2017 public space permit applications increased approximately 38%. The year-over-year increase for the first quarter of FY 2018 over FY 2017 is consistent with the increase DDOT's Public Space Regulation Division (PSRD) has documented in the 6 ½ years since it was first organized in July 2011.

These permit fees are deposited into the General Fund, with the exception of the technology fee, which is deposited into the Enterprise Fund. In addition, in FY 2017 DDOT collected \$1,312,422.30 in Special Tree permit fees, which are deposited into the Special Tree Fund. DDOT also collected \$3,361,897.67 in meter fees for occupancy of public space. These fees are deposited in the Meter Fund.

59. How many public space inspectors are employed by DDOT? Please describe the exact procedure public space inspectors follow to ensure compliance with the conditions of public space permits.

- **What percentage of locations with public space permits were inspected by public space inspectors in FY 2017 and FY 2018, to date?**
- **Please describe the results of Operation Smooth Streets in FY 2017.**
- **Please describe the way in which DDOT coordinates excavation projects in the public space so that neighborhood inconveniences are minimized.**

DDOT's Public Space Inspections (PSI) Branch has four Managers, twenty-four Inspectors, and one Unit Chief.

During the life of each public space application and permit, particularly for those permits that cover either a larger excavation area (e.g. the installation of hundreds or more feet of utility lines) or an extended time period (e.g. the occupancy of public space during construction of a building) a Public Space Inspector conducts the following series of inspections to ensure compliance, oversight, and enforcement:

Pre-Inspection

- Conducted during the application process
- Assess the scope of requested work and the current field conditions
- Identify any special conditions to apply to the permit or modifications to the plans prior to approval

Pre-Construction Meeting

- Conducted after the permit has been approved and issued
- Performed on-site with Permittee
- Discuss timing of work, traffic control plan set up, and methods of construction as necessary

Ongoing Field Monitoring and Site Consultation

- Conducted during the life of the permit
- Can include multiple inspections
- Inspections are both scheduled (e.g. when phase of construction will change or when permittee has modification or adjustment in the field based on site conditions and random (e.g., when inspector is conducting general area rounds, if requested by manager, or based on complaint received from the community).
- When particular public space infrastructure will be installed, such as streetlights, street trees, or sidewalks, PSI may reach out to other DDOT offices for assistance with monitoring specialized installations, such as storm water management facilities.

Final Inspection

- Conducted prior to and upon permit expiration
- Sets level of restoration based on DDOT standards, the condition of the roadway prior to excavation, and other relevant conditions

- Identifies any “punch list” items to be completed prior to DDOT acceptance
- Confirms all work has been completed to DDOT standards

Two-Year Inspection

- Performed at completion of 2 year warranty period
- Scheduled at the request of the permit holder
- Confirms restoration has met DDOT standards and met warranty period and requirements
- Authorizes release of any deposits

In FY 2017, 61,761 inspections were completed. In the First Quarter of FY 2018, 11,584 inspections of permitted work were completed. (For comparison, in the First Quarter of FY 2017, 10,629 inspections of permitted work were performed.) In the First Quarter of FY 2018, PSI recorded inspections for 9,371 permits. Not all locations with public space permits are inspected by DDOT (for example, locations permitted for moving trucks or reserved parking for funerals are monitored by DPW’s Parking Enforcement Management Administration).

DDOT held multiple planning and data gathering meetings with utility companies during the winter months (November 2016 to February 2017). These meetings included gathering information on locations, setting up inspections regimens, and identifying resources needed for the launch of the restoration period. The primary inspection and restoration period for Operation Smooth Streets (OSS) began March 13, 2017 and ended May 15, 2017. This program focuses on work with utility and the utility contracting community to address utility cuts that require final restorations, due to the Winter Moratorium and the extreme cold temperatures during winter months. This successful program conducted inspections of 1,545 locations citywide. All but 60 locations were restored during the program period. While still requiring proper final restoration, DDOT issued notices of violation for those locations and assessed fines of approximately \$41,000. All 60 locations that were not restored during the program period were eventually restored.

DDOT understands the challenges that construction traffic has on local neighborhood roads and communities. DDOT takes several steps to eliminate and reduce these impacts.

(1) DDOT reduces the hours of truck operations on residential roadways to limit their disruptive effect, especially on morning activities and commutes.

(2) Projects are reviewed in the context of the area as a whole. Applications are filed and tracked geographically. Consistent with DDOT policy, traffic control reviewers compare proposed plans with those in a several-block radius. The plans are reviewed in coordination, even for projects that are underway. This reduces the additional impact a new project may have when in the area of a current project.

(3) When projects are in the immediate vicinity of each other, traffic control plans have to be coordinated so they reflect one single, broader, and consistent plan.

(4) DDOT requires trucks to follow an approved truck routing plan that uses the DDOT Truck and Bus Through Routes and Restrictions Map, which shows the preferred roadways for trucks and buses as well as any roadways with bus and/or truck restrictions.

While it is impossible to fully eliminate the impacts of construction on neighborhoods, these steps taken together reduce those impacts. In addition, Public Space Inspectors constantly monitor construction activities across the District for adherence to approved traffic control plans and to adjust those plans as needed based on the circumstances at a location.

60. What is the status of the Personal Delivery Device (PDD) pilot program? Please provide:

- **A list of companies participating in the program**
- **The number of PDDs each company has deployed**
- **Any issues or incidences involving PDDs and pedestrian, bicycle, or vehicles reported to DDOT.**

The only company that has applied to participate in the pilot program is Starship Technologies. Starship Technologies is the only company permitted to operate in the District. Starship Technologies has abided by the terms of the pilot program, and has deployed the maximum of five PDDs at any given time.

Starship Technologies has alerted DDOT to three collisions that occurred during its operations, all of which involved a motor vehicle striking the PDD when the PDD allegedly had the right of way and the motor vehicle operator failed to yield.

	<i>June 2017</i>	<i>July 2017</i>	<i>August 2017</i>	<i>September 2017</i>	<i>October 2017</i>	<i>November 2017</i>	<i>December 2017</i>	<i>January 2018</i>
<i>Distance Driven (km)</i>	1076	1264	1565	1386	1363	1,708.30	1,601.68	1,135.76
<i>Number of Trips</i>	517	445	761	752	876	1089	1148	958
<i>Total Driving Time (hours)</i>	606	707	823	853	812	885h 26m 8s	732h 1m 38s	530h 57m 29s
<i>Average Trip Duration (min)</i>	70	94	64	67	55	48	38	33
<i>Average Driving Speed (km/h)</i>	2.18	2.2	2.24	2.19	2.13	1.93	2.19	2.14

	<i>June 2017</i>	<i>July 2017</i>	<i>August 2017</i>	<i>September 2017</i>	<i>October 2017</i>	<i>November 2017</i>	<i>December 2017</i>	<i>January 2018</i>
<i>Total Delivery Count</i>	104	70	164	153	142	115	176	106
<i>Average Delivery time</i>	42:24	47:27	50:35	53:13	58:37	50m 58s	44m 54s	40m 36s
<i>Average Delivery Distance (km)</i>	1.38	1.49	1.63	1.76	1.66	1.52	1.50	1.40km
<i>Total Delivery Time</i>	73hr 40 min	55hr 21min	138hr 18min	135hr 43min	142hr 40min	110h 26m 8s	135h 27m 34s	71h 43m 41s

61. As part of the Fiscal Year 2015 Budget Support Act of 2014, DDOT received the authority to implement managed lane policies in the District. Has DDOT taken any action in FY 2017 and FY 2018, to date, to implement managed lanes in the District?

DDOT has not taken actions during FY 2017 or FY 2018 to implement managed lanes in the District. DDOT has been engaged with VDOT in the planning and implementation of the managed lanes on I-66 and the upcoming conversion of the HOV facility on I-395 to a HOT lane to understand potential impacts on the District and learn from the implementation process. DDOT has not advanced further study since the 2013 Feasibility Study: <https://www.scribd.com/doc/211006340/Managed-Lanes-Corridor-Project-Feasibility-Study>

62. Please provide a list or a map identifying the location of all sharrows, cycle tracks, and bicycle lanes in the District, including the length of all such infrastructure. Please also identify how much of the District's bicycle infrastructure is contiguous.

<i>Existing Bikeways</i>	
Facility Type	Length (Miles)
Bike Lane	73.4
Cycle Track	8.4
Shared Lane (sharrows)	19.2

See also Appendix Q62.

- **Please provide a list, identifying the location and length of all bicycle infrastructure the agency installed in FY 2017, and all bicycle infrastructure scheduled for installation in FY 2018 and FY 2019.**

<i>2017 Installed Bikeways</i>						
<i>Name</i>	<i>From</i>	<i>To</i>	<i>Ward</i>	<i>Street Miles</i>	<i>Lane Miles</i>	<i>Facility Type</i>
4th St NW	W St	Howard Pl	1	0.24	0.24	Climbing lane
4th St, NE	M St	Morse St	6	0.16	0.32	Cycle Track
6th St NE	M St	Florida Ave	6	0.04	0.08	Cycle Track
6th St NW	Florida Ave	U St	1	0.06	0.06	Contraflow
14th St SE	D St	E St	6	0.09	0.09	Bike Lane
Fort Lincoln Dr NE	CJ Barney Dr NE	33rd Pl NE	5	0.64	1.28	Bike Lanes
G St NW	4th St	5th St	2	0.15	0.15	Protected Bike Lane
Grant Circle NW	NH Ave NW	NH Ave NW	4	0.24	0.24	Buffered/Protected Bike Lane
M St NE	Delaware Ave	4th St	6	0.13	0.26	Cycle Track
M St NE	4th St	Florida Ave	6	0.19	0.19	Contraflow

Maine Ave SW	12th St	7th St SW	6	0.30	0.60	Cycle Track
Ontario Rd NW	Columbia Rd	Euclid St	1	0.08	0.08	Contraflow
Porter St NW	Williamsburg Ln	Quebec St	3	0.38	0.38	Climbing lane
Ridge Rd, SE	Fort Davis Dr, Texas Ave	Burns St	7	0.57	1.14	Bike Lanes
T St, NW	5th St	6th St	1	0.07	0.07	Contraflow
				3.34	5.18	
2017 Installed Sharrows						
17th St, NE	D St	Benning Rd	6	0.34	0.34	Sharrows

Intersection	Improvement Type
K and 4 1/2 Streets NW	Bulbouts and new pedestrian crosswalk
Michigan Ave & Irving St NW	New Pedestrian Crosswalk
4th and Florida Ave NE	Puppy tracks
6th and Florida Ave NE	Puppy tracks
M St NW at NH Ave NW	Improve safety at driveway
North Carolina Ave SE at 7th	Bike lane extension through intersection
15th St NW (near Chapin St)	Improve safety at driveway

The following are bike lanes and intersection improvements planned for installation in 2018. Additional locations may be installed during 2018, but are pending additional design development and/or community outreach. Additionally, some projects listed here still require community engagement and/or final design.

2018 Planned Projects					
Roadway	From	To	Ward	Street Miles	Facility Type
Virginia Ave SE	2nd St	9th St	6	0.57	Cycle Track
Stanton Rd, SE	Suitland Parkway	Bruce Pl	8	0.22	Bike Lanes
K St/Water St	34th St	27th St	2	0.68	Cycle Track
Sherman Circle, NW	-	-	4	0.24	Cycle track
K St NW	7th St NW	1st St NE	6	0.52	Cycle track
Reno Rd NW	Tilden St	34th St, Quebec St	3	0.21	Climbing lane
34th St NW	34th St, Quebec St	Porter St	3	0.06	Climbing lane
8th St NW	Butternut St	Eastern Ave	4	0.63	Neighborhood Bikeway
4th St NE	Lincoln Rd	Harewood Rd	5	0.36	Bike Lanes
Franklin St NE	4th St	10th St	5	0.19	Bike Lanes

17th St SE	East Capitol St	Potomac Ave	6	0.52	Bike Lane
17th St SE	Potomac Ave	Barney Cir	6	0.21	Climbing lane
17th St NE	East Capitol St	D St	6	0.34	Shared Lane
		Total		4.75	

2018 Intersection Improvements

<i>Intersection</i>	<i>Improvement Type</i>
6th St NE and Brentwood Pky	Lane guide markings through intersection
15th and E St/Penn. Ave NW (S)	new security configuration
15th and Alex. Hamilton NW	rumble strips, pavement markings & ped pylons
15th and F NW	rumble strips, pavement markings & ped pylons
15th and G NW	rumble strips, pavement markings & ped pylons
13th and Mass Ave, NW	Pocket Lane
18th and Columbia, NW	Bike Boxes
RCC Rd and Upshur St NW	Lane Realignment
11th and Florida, NW	Pocket Lane
15th and M Streets NW	Green paint
15th and Church Streets NW	Green paint
15th and O Streets NW	Green paint
15th and Caroline Streets NW	Green paint
East Capitol St at Mass Ave SE	Green paint

2019 Potential Projects

<i>Roadway</i>	<i>From</i>	<i>To</i>	<i>Ward</i>	<i>Street Miles</i>	<i>Facility Type</i>
Alabama Ave, SE	15th St	Bruce Pl	8	0.72	Bike Lanes
17th St NW	New Hampshire Ave NW	K Street NW	2	0.85	Cycle Track (partial retrofit)
Burns St SE	Ridge Rd SE	Alabama Ave SE	7	0.17	PBLs
K St NE	2nd St NE	6th St NE	6	0.27	PBLs
8th St NW	Missouri Ave	Rock Creek Church Rd	2	1.60	Neighborhood Bikeway
Longfellow St NW	14th St	Missouri Ave	4	0.85	Neighborhood Bikeway
Maine Ave SW	14th St SW	12th St SW	6	0.17	PBL
1st St / Potomac SE	I St	S Capitol St	6	0.66	Cycletrack (retrofit)
44th St NW	Western Ave	Van Ness St	3	1.17	Neighborhood Bikeway
Cathedral Ave	Connecticut Ave	Shoreham Dr	3	0.59	Climbing Lane
Woodley Pl	Cathedral Ave	Calvert St	3	0.33	Contraflow
		Total		7.38	

63. Please provide a list or map identifying the location and length of all trails in the District. Please also identify how much of the District's trail infrastructure is contiguous, and provide a list of all trail construction work currently underway in the District in FY 2018, and anticipated for FY 2018 – FY 2022.

The following is a list of all existing trails in the District. DDOT does not have a metric for contiguous trails, and there is not an industry standard for this metric. However, a number of DDOT's bike lane projects involve improving connections to the District's off-street trail system and filling network gaps.

<i>Trail Name</i>	<i>Primary Responsibility</i>	<i>Mileage</i>
Anacostia River Trail East Bank	DDOT/NPS	7.27
Anacostia River Trail West Bank	DDOT/NPS	4.26
Anacostia Riverwalk Trail	DDOT	1.1
Bolling AFB Waterfront Trail	DOD	1.11
C&O Canal Towpath	NPS	4.92
Capital Crescent Trail	NPS	3.64
Fort Circle Parks Trail	NPS	4.09
Georgetown Waterfront Park Trail	NPS	0.47
Kingman Island Trail	DGS	0.6
Marvin Gaye Trail	DDOT	2.39
Metropolitan Branch Trail	DDOT	4.39
Mount Vernon Trail	NPS	1.65
National Capitol Grounds	AOC	0.64
National Mall Trails	NPS	10.4
Oxon Cove Trail	DDOT	0.15
Oxon Run Trail	DDOT	3.52
Pennsylvania Ave SE Trail	DDOT	0.97
Rock Creek Trail	NPS	5.57
Rose Park Trail	NPS	0.45
South Dakota Ave Trail	DDOT	0.52
Suitland Parkway Trail	DDOT	1.97
	Total Trail Mileage	60.08

<i>Title</i>	<i>Owner</i>	<i>Project Stage</i>	<i>Status / Next Steps</i>	<i>Responsible for Next Action</i>	<i>Anticipated Construction Timeline</i>
A.R.T. - Kenilworth Extension	DDOT/ NPS	Construction	Completed October 2016	NA	NA
Oxon Run Trail	DDOT	Construction	Completed November 2017	NA	NA

Kling Valley Trail	DDOT	Construction	Completed June 2017; Repairs to be completed in 2018.	DDOT	Repairs Summer 2018
Rock Creek Trail Improvements	NPS	Construction	NPS portion: FHWA rebuilding trail during Beach Drive Reconstruction.	FHWA/NPS	2018
Met Branch Trail - Brookland - Fort Totten	DDOT/ NPS/ WMAT A	Design Build Construction	Design-Build contract awarded in November 2017. Groundbreaking expected March 2018. Complete construction expected in Spring 2019.	DDOT	2018-2019
Rock Creek Trail Improvements	NPS	Final Design	DDOT portion: DDOT completed final design in 2017, construction activity expected to be advertised for construction in Spring 2018. Potential groundbreaking in Fall 2018.	DDOT	2018-2019
Met Branch Trail - Fort Totten - Takoma	DDOT/ NPS/ WMAT A	Final Design	ANC4B passed resolution supporting the trail in January 2018. Final design solicitation spring 2018. Construction expect to begin 2019.	DDOT	2019-2020
Arboretum Bridge and Trail	NPS/ USDA	Preliminary Engineering	Preliminary Design for Bridge between ART and Arboretum. CFA and NCPC concept approval in Fall 2017. Preliminary design expected complete in Fall 2018.	DDOT	2020
Suitland Parkway Trail Rehabilitation	DDOT	Planning	Design for Trail rehabilitation and expansion expected Fall 2018	DDOT	2020
New York Avenue Trail	DDOT	Planning	Concept planning and preliminary design completed Fall 2017. Coordinating project with potential of VRE Midday Storage Facility. Expected to conduct Environmental compliance and ROW	DDOT	TBD

			review in 2018.		
South Capitol Street Trail	DDOT	Preliminary Engineering	Design for trail between South Capitol Street and Joint Base Anacostia Bolling, currently conducting Environmental and ROW review in 2018.	DDOT	TBD
Palisades Trolley Trail/ Foundry Bridge	DDOT/ NPS/ WMAT A	Planning	Feasibility for trail study and bridge restoration beginning 2018. Coordinating with efforts to preserve the Foundry Trestle Bridge. DDOT planning to replace pedestrian bridge over Arizona Ave in 2019.	DDOT	TBD
Ft Lincoln - ART Connector Trail	DDOT	Planning	Environmental compliance and ROW review in 2018.	DDOT	TBD
Shepherd's Branch Trail Feasibility Study	DDOT/ CSX	Planning	Feasibility for trail study began in 2017. Currently negotiating access to property with CSX.	DDOT	TBD

64. Please provide an update on the Metropolitan Branch Trail project. Did the timeline, budget, or scope of either project change in FY 2017 or FY 2018, to date?

Metropolitan Branch Trail Brookland to Fort Totten:

The design-build contract for this segment of trail was awarded to Potomac Construction and notice to proceed was issued on October 31, 2017 with a completion date of April 24, 2019. The design-build contractor and DDOT are coordinating with WMATA and NPS to complete the project. Groundbreaking is expected in Spring 2018.

Metropolitan Branch Trail Fort Totten to Takoma:

The preliminary design for this segment of trail was completed in 2016. DDOT engaged the community in nine public meetings in 2017 that resulted in a supportive resolution from ANC4B in support of advancing the project. The community concern primarily regards the trade-off of replacing one lane of traffic on Blair Rd with the Metropolitan Branch Trail. DDOT plans to complete the final design of this segment and begin construction in 2019, with construction expected to be complete in 2020.

65. Please provide an update on Klingle Valley Trail with regard to the rehabilitation of the trail, the stormwater management plan, and tree replacement.

August 2017 storms caused storm sewer surcharging and the resultant overflows damaged the westerly half of Klingle Valley Trail. A remedial design has been prepared and contractor's cost estimate has been negotiated. Scope includes increasing sewer size within the trail, trailhead, "hardening" the trailhead to protect against unauthorized vehicle entry and rehabilitating damaged green infrastructure. Warranted tree plantings will also be included. The Office of Contracting and Procurement (OCP) is confirming a "best contract path" forward to complete the work. Repairs expected to take place and be completed in late Spring 2018.

66. How many existing bicycle racks were damaged, destroyed, or lost in FY 2017? How many new or replacement bicycle racks did DDOT install in FY 2017?

DDOT estimates there were approximately 10 damaged/destroyed/lost racks in FY2017. This number is difficult to pinpoint because DDOT only knows what is reported to the agency, but some damage or removal happens without DDOT's knowledge. DDOT installed approximately 222 bicycle parking racks in FY2017.

67. What is the status of the Capital Bikeshare Program? Please include:

- **The number and location of stations that currently exist.**
- **The number and location of stations that DDOT added and removed in FY 2017**
- **The number and location of stations that DDOT plans to add in FY 2018.**
- **The number of members by type.**

Capital Bikeshare (CaBi) remains a highly successful and popular regional transit service. In FY 2017, CaBi celebrated its 7th birthday and surpassed 480 stations region wide, 269 of which are in the District. While approximately 60 percent of the CaBi stations are in D.C., approximately 90% of the ridership takes place in the District each year. As reported by Motivate, Capital Bikeshare's regional operator, in 2017 CaBi saw: a 13 percent increase in trips; a 3 percent growth in year-end annual memberships; and a 10 percent growth in ridership revenue. 2017 had a record-breaking day of ridership reporting 16,862 trips on April 15th, and set a new record for annual ridership at nearly 3.8 million trips.

Not only has Capital Bikeshare grown in terms of revenue, ridership, and system size, but it has continued to increase its popularity and usability by low-income and underserved residents. As of 2017, through the Community Partners Program, 19 organizations have enrolled 875 residents, who have taken nearly 60,000 trips using the \$5 annual membership. The District's portion of CaBi launched a new bi-lingual map design which includes step-by-step pictorial instructions on how to rent a bike, and descriptive text in both English and Spanish, to further break down barriers to use. Perhaps the most exciting improvement in 2017 was the launch of the Capital Bikeshare app which allows users to register and quickly access their account information, rent a bike without a key fob, and provides push notifications of trip statistics to improve customer service while allowing people to bypass using a kiosk.

- There are 269 Capital Bikeshare stations currently in the District. Please see Appendix 67 for a detailed list.
- There was a net increase of 30 stations during FY 2017. Please see Appendix 67 list with dates.
- DDOT plans to install 30 stations in FY 2018. Locations are to be determined but will be in all 8 wards.

- Approximately 22,637 active Capital Bikeshare annual members signed up in DC, as well as approximately 136 active monthly members.

During FY 2017, through the District's Certified Public Manager program, a team including the DDOT bikeshare program manager completed the first ever analysis of State of Good Repair for a bikeshare system. This first-of-its-kind analysis developed an asset management plan that can be used for future budgeting and operational planning. A paper summarizing the analysis and methodology was presented at the 2018 Transportation Research Board conference.

68. What is the status of the dockless bikeshare pilot program? Please include:

DDOT launched the dockless bikeshare demonstration program in September 2017 to last through April 2018. Five companies are currently participating in the program. Each company is allowed to have up to 400 bicycles. Current on-street deployment for four of the five companies is at the 400-bike cap. The fifth company currently has a deployed fleet of approximately 120 bicycles.

The following companies are currently operating: Limebike, Spin, Ofo, Jump, and Mobike.

- **The number of issues related to dockless bikes reported to DDOT to date, sorted by company.**

Via 311, DDOT has received 3 complaints explicitly pertaining to dockless bikeshare. Through either publicspace.policy@dc.gov or dockless.bikeshare@dc.gov, we have received 336 e-mail comments, 247 of which were explicitly supportive of the demonstration period, and 81 of which were explicitly opposed.

Appendix 68 lists the number of complaints each bikeshare company has received, reported directly to the company. Because not all companies have reported complete datasets to DDOT, DDOT recommends caution in interpreting these numbers. DDOT is actively working with the companies to ensure that all operators fulfill their data-sharing requirements.

DDOT continues to receive feedback on the program through a variety of means. DDOT has worked with each of the operators to address issues related to their bikes, including relocating improperly parked bikes.

69. To date and to the best of the agency's knowledge, has the dockless bikeshare pilot competed with or complemented the existing Capital Bikeshare service?

Initial comparative analysis suggests that the dockless bikeshare pilot has complemented Capital Bikeshare. Between October and December 2017 (the months of the pilot) total ridership increased over 2016 ridership, with a decrease in November, potentially due to weather. Dockless bikeshare ridership is much smaller in magnitude; however, it appears to be adding to Capital Bikeshare ridership to increase bikeshare ridership over the last two years. This is one of the key factors that DDOT will be evaluating through the demonstration period, including whether there are specific parts of the District where dockless bikeshare seems to build overall bicycle transit demand.

70. Please describe all actions that the agency has taken in FY 2016 and FY 2017, to date, to improve pedestrian and bicycle safety.

Calendar Year 2016 Intersection Safety Bicycle Improvements:

<i>Location</i>	<i>Improvement</i>
2nd St. NE and Massachusetts Ave. NE	Pocket Bike Lane
4th St. NE and H St. NE	Green Paint
6th St. NE and H St. NE	Green Paint
9th St. NW and M St. NW	Flex Posts
11th St. SE and Massachusetts Ave. SE	Two-Stage Turn Queue
14th St. NW and Wallach St. NW	Flex Posts
14th St. NW and U St. NW*	Puppy Tracks
14th St. NW and V St. NW	Puppy Tracks
Bladensburg Rd. NE and Queens Chapel Rd. NE*	Bike Box
Columbus Circle*	Striping, Green Paint, Bike Boxes
Connecticut Ave. NW and L St. NW	Green Paint and Puppy Tracks through intersection
Hawaii Ave. NE and Taylor St. NE	Pocket Left Turn Lane
* High-Crash Intersection	

Calendar Year 2016 Bicycle Lanes Installed:

<i>Name</i>	<i>From</i>	<i>To</i>	<i>Ward</i>	<i>Street Miles</i>	<i>Lane Miles</i>	<i>Facility Type</i>
5th St NW	Howard Pl	Harvard St.	4/5	0.36	0.72	Buffered Bike Lane (retrofit)
6th St SW	I St.	M St. / Maine Ave	6	0.19	0.38	Bike Lanes
11th St NE / SE	Constitution Ave NE	East Capitol St. (S), North Carolina Ave SE	6	0.19	0.19	Bike Lane
11th St NW	Monroe St.	Spring Rd.	1	0.19	0.19	Contraflow
13th St SE	Independence Ave / Kentucky Ave. SE	Constitution Ave NE	6	0.28	0.28	Bike Lane
14th St SE	E St.	Potomac Ave	6	0.15	0.15	Bike Lane

14th St NW	Florida Ave.	Columbia	1	0.52	1.04	Bike Lanes
15th St NW	V St.	Florida Ave, New Hampshire Ave, W St.	1	0.07	0.14	Cycle Track
15th St NW	W St.	Euclid St. NW	1	0.32	0.62	Two-Way Cycle Track
39th St NW	Van Ness St. / Wisconsin Ave.	Albemarle St.	3	0.26	0.26	Contraflow
Adams Mill Rd NW	Kenyon St.	Kling Rd.	1	0.24	0.48	Bike Lanes
E St SE	New Jersey Ave.	6th St.	6	0.57	1.14	Bike Lanes
F St NW	4th St.	6th St.	2	0.20	0.40	Bikes Lanes
Georgia Ave NW	Florida Ave.	Barry Pl.	1	0.32	0.64	Bus/Bike Lane
Hayes St NE	Anacostia Ave.	Jay St.	7	0.64	1.28	Cycle Track
Jay St NE	Hayes St. NE	Anacostia Riverwalk Trail	7	0.10	0.20	Cycle Track
Kling Rd NW	Adams Mill Rd.	Kling Rd.	1	0.44	0.72	Cycle Track
N St NW	14th St.	Vermont Ave.	2	0.05	0.05	Contraflow
N St NW	14th St.	15th St.	2	0.14	0.14	Contraflow
N St SE	South Capitol St.	1st St SE	6	0.15	0.30	Bike Lanes
New Jersey Ave SE	E St., North Carolina Ave.	I St.	6	0.28	0.56	Bike Lanes
Randolph St NE	Eastern Ave. / Bunker Hill Rd.	24th St.	5	0.30	0.30	Climbing Lane
South Carolina Ave SE	6th St.	7th St.	6	0.13	0.26	Bike Lanes
Thomas Jefferson St NW	K St. NW	M St. NW	2	0.18	0.18	Bike Lane
TOTAL				6.26	10.62	

Calendar Year 2017 Bicycle Lanes Installed:

<i>Name</i>	<i>From</i>	<i>To</i>	<i>Ward</i>	<i>Street Miles</i>	<i>Lane Miles</i>	<i>Facility Type</i>
4th St. NW	W St.	Howard Pl	1	0.24	0.24	Climbing lane
4th St. NE	M St.	Morse St.	6	0.16	0.32	Cycle track
6th St. NE	M St.	Florida Ave	6	0.04	0.08	Cycle track
6th St. NW	Florida Ave.	U St.	1	0.06	0.06	contraflow
14th St. SE	D St.	E St.	6	0.09	0.09	Bike lane
Fort Lincoln Dr. NE	CJ Barney Dr NE	33rd Pl NE	5	0.64	1.28	Bike Lanes
G St. NW	4th St	5th St.	2	0.15	0.15	Protected Bike Lane
Grant Circle NW	New Hampshire Ave. NW	New Hampshire Ave. NW	4	0.24	0.24	Buffered/Protected Bike Lane
M St. NE	Delaware Ave	4th St.	6	0.13	0.26	Cycle track
M St. NE	4th St.	Florida Ave	6	0.19	0.19	Contraflow
Maine Ave. SW	12th St.	7th St. SW	6	0.30	0.60	Cycle track
Ontario Rd. NW	Columbia Rd.	Euclid St.	1	0.08	0.08	Contraflow
Porter St. NW	Williamsburg Ln	Quebec St.	3	0.38	0.38	Climbing Lane
Ridge Rd, SE	Fort Davis Dr. Texas Ave.	Burns St.	7	0.57	1.14	Bike Lanes
T St. NW	5th St.	6th St.	1	0.07	0.07	Contraflow
TOTAL				3.34 (1.02 protected)	5.18	

In FY2017, DDOT developed a comprehensive set of guides to safely accommodate cyclists through work zones. The 15 different traffic control plans (TCPs) depicted a variety of work zones in the context of various bicycle lane alignments, including protected bike lanes, separated bike lanes, and contraflow bike lanes. These TCPs were developed with the input of multiple stakeholder communities, including DDOT experts, the Washington Area Bicyclist Association (WABA), the DC Building Industry Association, the Associated Building and Contractors, all District utility providers, and the National Utility Contractor's Association. Once the TCPs were finalized, DDOT's PSRD held multiple in-field, hands-on trainings, including both DDOT teams and private contractors. As a result of this comprehensive program, DDOT has been recognized as a national leader in the safe accommodation of

cyclists in work zones, including its inclusion on a panel at the 2017 Designing Cities conference held by the National Association of City Transportation Officials. Additionally DDOT was honored by WABA with its 2017 Protecting Bike Lanes award.

DDOT has partnered with WABA to provide members and the general public with an online reporting mechanism to alert DDOT to work zones that do not comply with the Safe Accommodations regulations and promulgated TCPs.

In addition, DDOT's Highway Safety Improvement Program (HSIP) improves safety for all users of the transportation system. In FY 2017, DDOT conducted safety assessments at the following locations. For some locations, short-term upgrades to signage, pavement markings, or signal timing were possible. Others require more extensive capital projects that entail design and eventually construction. DDOT is actively working to accelerate the pace of delivery of these intersection upgrades.

#	HSIP LOCATIONS
1	14th St and Irving St, NW
2	13th St and U St, NW
3	14th St and Columbia Rd, NW
4	18th St and Adams Mill Rd, NW
5	Georgia Ave and Park Rd, NW
6	Firth Sterling Ave and Suitland Pkwy, SE
7	Minnesota Ave and Pennsylvania Ave, SE
8	Southern Ave and Wheeler Rd, SE
9	Firth Sterling Ave and Howard Rd, SE
10	44th St and Nannie Helen Burroughs Ave, NE
11	9th St and Massachusetts Ave, NW
12	24th St and M St, NW
13	24th St and Pennsylvania Ave, NW
14	14th St and P St, NW
15	9th St and New York Ave, NW
16	Wisconsin Avenue and Upton St, NW
17	Brentwood Rd and W St, NE
18	4th St and New York Ave, NE
19	North Capitol St and P St, BN
20	Branch Ave and Pennsylvania Ave, SE
21	Georgia Ave and Kennedy St, NW
22	Georgia Ave and New Hampshire Ave, NW
23	6th St and Florida Ave, NW
24	5th St and K St, NW
25	12th St and Independence Ave, SW

The Safe Routes to School Filling the Gaps Sidewalk Program started in May 2016 and has constructed 6.5 miles of sidewalk, as of the end of January, 2018, or in a more useful metric, 114 blocks of sidewalk.

The tables below provide details on the following pedestrian safety improvements:

- New traffic signals – 3
- New HAWKs – 2
- New RRFBs – 4

- Signal/signage/markings modifications to improve pedestrian and vehicular traffic safety – 21

<i>FY 2017 Completed Location</i>	<i>Ward</i>	<i>Activation /Comp. Dates</i>	<i>Improvement</i>
Nebraska Avenue between New Mexico and Ward Circle, NW	3	12/8/2016	New HAWK to improve pedestrian safety
Wisconsin Avenue Dumbarton Street and O Street NW	2	12/21/2016	Add Pedestrian Signal to improve pedestrian crossing
New Hampshire Avenue and Entrance to Washington Circle (South), NW	2	12/28/2016	Signal Phasing Modification to improve pedestrian crossing safety
1st Street and M Street, SE	6	1/11/2017	Signal Phasing Modification to improve vehicular traffic operation during Baseball Games
South Dakota Avenue and Decatur Street, NE	5	2/18/2017	New RRFB to improve pedestrian safety
19th Street SE between Independence Avenue and A Street, SE	6	3/1/2017	New RRFB to improve pedestrian safety
Eastern Avenue and Randolph Street/Bunker Hill Road, NE	5	3/9/2017	New Signal to improve pedestrian and vehicular traffic safety
Virginia Avenue and G Street, NW	2	4/14/2017	RRFB Modification to improve pedestrian traffic safety
46th/Van Ness	3	4/26/2017	Signal Decommissioned to reduce speeding; Signal heads removed on 11/02/2017
14th Street and Randolph Street, NW	4	5/9/2017	RRFB Modification to improve pedestrian traffic safety
Georgia Avenue and Emerson Street, NW	4	5/11/2017	New HAWK to improve pedestrian safety
9th Street and Southern Avenue, SE	8	5/11/2017	New RRFB to improve pedestrian safety
14th Street and V Street NW	1	5/18/2017	Signal Phasing Modification to improve pedestrian traffic safety (Left turn phase)
13th Street, Rhode Island Avenue and Brentwood	5	5/18/2017	Signal Phasing Modification to improve vehicular traffic safety (Right turn phase)
18th Street, R Street and Minnesota Avenue, S.E	8	5/24/2017	New RRFB to improve pedestrian safety
Kansas Avenue and Blair Road, NW	4	6/12/2017	Add Pedestrian Signal to improve pedestrian crossing
14th Street and Irving Street, NW	1	6/15/2017	Add Barnes Dance Phase
14th Street and Monroe Street, NW	1	6/16/2017	Signal Phasing Modification to improve vehicular and pedestrian crossing safety (Split phasing)
Wisconsin Ave and Albemarle St and Commercial Drwy, NW	3	6/23/2017	Signal Phasing Modification to improve vehicular and pedestrian crossing safety (LPI/Protected only left-turn phasing)
3rd Street and Independence Avenue, SW	2	6/29/2017	Signal Phasing, signage/markings Modifications to improve vehicular

			and pedestrian crossing safety (Protected only Left-turn phasing)
Minnesota Avenue, Anacostia Road and Blaine Street, NE	7	6/29/2017	New Signal to improve pedestrian and vehicular traffic safety
14th Street and H Street, NE	6	6/30/2017	Improve Lighting
Canal Road and Reservoir Road, NW	3	6/30/2017	Signal Phasing Modification to improve vehicular traffic safety
East Capitol Street and Southern Ave., SE	7	7/3/2017	Signal Phasing Modification to improve vehicular traffic safety (Left-turn phasing)
Connecticut Avenue and Tilden Street, NW	3	8/26/2017	Signal Phasing Modification to improve vehicular traffic safety for Beach Drive MOT (Right-turn phasing)
South Dakota Avenue and Taylor Street NE	5	8/28/2017	Signal Phasing Modification to improve vehicular traffic safety (Left-turn phasing)
South Dakota Avenue and Bladensburg Road NE	5	8/30/2017	Signal Phasing Modification to improve vehicular traffic safety (Left-turn phasing)
S. Capitol St and Firth Sterling Ave.	8	8/30/2017	Modify signal/signage/modification to improve vehicular traffic safety
Fort Totten Drive and Gallatin Street NE	5	9/21/2017	New Signal to improve pedestrian and vehicular traffic safety
6th Street, D Street and Virginia Avenue, SW	2	9/26/2017	Signal/signage/markings Modifications to improve vehicular traffic safety

Leading Pedestrian Intervals (LPIs) installed in Fiscal Year 2017

Intersection Name

VERMONT AVE AND H ST AND MADISON PL, NW
 1ST ST AND K ST, NE
 1ST ST AND WASHINGTON AVE AND C ST, SW
 8TH ST AND K ST AND W VIRGINIA AV, NE
 8TH ST AND MARYLAND AV, NE
 9TH ST AND MASS AV, NE
 MONROE ST AND 12TH ST, NE
 S DAKOTA AVE AND VISTA ST, NE
 MICHIGAN AVE AND 4TH ST AND HAREWOOD RD, NE
 E CAPITOL ST AND 9TH ST
 13TH ST AND FRANKLIN ST, NE
 14TH ST AND COLUMBIA ROAD, NW
 17TH STREET AND C STREET, NE
 18TH STREET AND C STREET, NE
 19TH STREET AND C STREET, NE
 6TH ST AND H ST, NE
 17TH ST AND BENNING RD, NE
 13TH ST, RHODE ISLAND & BRENTWOOD, NE
 NORTH CAPITOL STREET AND NEW YORK AVENUE

- **How was the Vision Zero Pedestrian and Bicycle Safety Fund used in FY 2017 and FY 2018, to date?**

The Fiscal Year 2016 Budget Support Act of 2015 Subtitle D. Vision Zero Pedestrian Bicycle Safety Fund Establishment states that this fund shall be used solely to enhance the safety and quality of pedestrian and bicycle transportation, including education, engineering, and enforcement efforts designed to calm traffic and provide safe routes. As such, DDOT has managed this fund for the past three fiscal years as a competitive grant program for DC government agencies partnered in the Vision Zero initiative and local non-profit agencies committed to advancing Vision Zero strategies. The following grants are either planned or have been implemented:

Fiscal Year 2016

Office of Disability Rights - \$100,000

ODR hired several Vision Zero Disability Rights Fellows to perform duties dedicated to safety education, and evaluation of bus stop accessibility and sidewalk conditions.

Department of Public Works - \$156,000

DPW retrofitted applicable DC Government-owned heavy duty fleet with Side Underride Prevention Devices. A total of 78 vehicles (6-wheel and 10-wheel dump trucks) were retrofitted to ensure 100 percent of the District's fleet complies with District law.

District Department of Transportation - \$80,000

DDOT partnered with the Metropolitan Washington Council of Governments to create a Truck Safety Public Education Program, which included safety data analysis and an education campaign to increase awareness of large and commercial vehicle blind spots for people walking and biking.

DC Commission on Arts and Humanities - \$41,000

Public Art installation at 14th St. NW and U St. NW, entitled "The Walkway" and at 14th St. NW and Irving St. NW entitled "Respect the District" designed to discourage street harassment.

Fiscal Year 2017

DC Villages / Capitol Hill Village - \$160,000

Working with its senior population, DC Villages will reduce the number of seniors driving through an expanded volunteer ride program and increased use of ridesharing; improve senior driving education; and enhance pedestrian safety and navigation. Seniors in the District drive very few miles but are the second leading age group in collisions and fatalities. Seniors are also the second leading age group in pedestrian crashes. DC Villages will help reverse this trend by providing alternative transportation options for seniors and providing real-time information on the safest walking routes.

Gearin' Up Bicycles - \$80,000

Gearin' Up Bicycles will organize teams of trained youth and adult bicycle mechanics to provide education, repairs, safety checks, and free safety equipment in coordination with the District of Columbia Public Schools' Biking in the Park program. Today, there are no bicycle shops in Wards 7 and 8. Gearin' Up Bicycles will ensure people biking in these communities, especially children, are using safe equipment.

The George Washington University Hospital - \$169,000

The George Washington University Hospital will replicate a proven protocol to increase collection of blood evidence used to adjudicate impaired drivers throughout all District of Columbia trauma centers.

Drunk and drugged driving incidents represent a significant portion of the District's traffic fatalities, yet Metropolitan Police Department (MPD) officers face difficulties when obtaining blood evidence in suspected cases of impaired driving. The GWU Hospital Impaired Operator Blood Collection process will be replicated in local trauma centers to more effectively prevent impaired driving.

District of Columbia Department of For-Hire Vehicles (DFHV) - \$61,000

DFHV will provide preventative enforcement for vehicles for hire, in coordination with DDOT traffic control. DFHV will prevent dangerous driving with compliance check points and focused enforcement in areas with high concentrations of vulnerable travelers. From 2010 to 2014, there were nearly 2,000 crashes involving taxis, 392 of which resulted in injuries. DFHV will target for-hire vehicle drivers who illegally load and unload, drive erratically, and interact dangerously with bicycle and pedestrian facilities.

District of Columbia Office of Risk Management (ORM) - \$130,000

ORM will implement a District-wide driver safety program including online training and behind-the-wheel training for high-risk drivers. Motor vehicle incidents involving the District Government fleet have been increasing in frequency. With nearly 5,000 licensed drivers operating vehicles on a daily basis, this ORM program will ensure professional drivers in the District Government are among the safest drivers on the road.

Fiscal Year 2018

Department of Health (DOH) - \$100,000

DOH will further develop data integration in the District's Trauma Registry to enable the linking of traffic crash data with hospital data submitted from participating local trauma centers. Linking District agency data from crash records and emergency response and transport information with data available from hospitals should provide a more accurate assessment of the prevalence of traffic fatalities and serious injuries in the District.

Gearin' Up Bicycles - \$80,000

Gearin' Up Bicycles will organize teams of trained youth and adult bicycle mechanics to provide education, repairs, safety checks, and free safety equipment in coordination with the District of Columbia Public Schools' (DCPS) Biking in the Park program. Today, there are no bicycle shops in Wards 7 and 8. Gearin' Up Bicycles will ensure people biking in these communities, especially children, are using safe equipment.

George Mason University (GMU) - \$150,000

GMU will collaborate with the District of Columbia Public Schools' Biking in the Park program and develop and evaluate one permanent and one temporary traffic garden at two DCPS school sites. The traffic gardens will teach the rules of the road to children as they learn to balance and navigate on a bicycle, in an environment that simulates the transportation system without the threat of motor vehicles.

Office of Planning (OP) - \$65,000

OP will study and implement placemaking and safety design interventions in a high priority location, to identify solutions to specific safety issues: high volumes of speeding motor vehicles in busy pedestrian areas, vehicular traffic failing to yield to pedestrians, and public spaces that are not supportive of public life and pedestrian activity.

Safe Routes to School National Partnership - \$100,000

The Safe Routes to School National Partnership will utilize direct community engagement and education to identify and address barriers to safe transportation. At five locations, this project will establish school-based safe zones in Wards 7 and 8 which will host activities and events for safe walking, biking, and

driving and foster coordination efforts with District agencies for planning and designing safe infrastructure.

The Southwest Business Improvement District - \$60,000

The Southwest BID will pilot and measure the effectiveness of placemaking and safety interventions in a rapidly growing DC neighborhood. Focusing on a mix of placemaking and public art treatments for traffic calming and pedestrian wayfinding, the Southwest BID will quickly pilot new countermeasures to be sited at locations that are emerging as conflict points as commercial development intensifies. The BID will conduct a thorough evaluation of the effectiveness of each intervention.

71. Please list the number and location of collisions involving pedestrians and bicyclists in the past 3 years, including the number of injuries and fatalities associated with each type of collisions. Please also list the number of pedestrian and bicyclist fatalities for FY 2015, FY 2016, FY 2017, and FY 2018, to date.

<i>Total Annual Number:</i>	<i>2015</i>	<i>2016</i>	<i>2017</i>	<i>2018 YTD</i>
Bike collisions	644	679	845	33
Ped collisions	1149	1018	1100	119
Bike Injury Collisions	491	502	597	26
Ped Injury Collisions	842	770	895	98
Bike Fatal Collisions	1	1	2	0
Ped Fatal Collisions	15	9	11	2

<i>Calendar Year</i>	<i>Pedestrian Fatalities</i>	<i>Bicycle Fatalities</i>
2015	15	1
2016	9	1
2017	11	2
2018 YTD	2	0

72. Please identify the most dangerous intersections for vehicle, bicycle, and pedestrian crashes over the past 3 years.

DDOT ranks the safety performance of intersections using a formula called the Crash Composite Index. The formula takes into account the severity of crashes that occur at an intersection, the frequency (or total number of annual crashes), and the rate of crashes (the share of car crashes that occurred out of the total number of cars that traveled through the intersection, for example). The Crash Composite Index is multi-modal, and accounts for crashes involving people walking, biking, and operating motor vehicles.

For 2017, the poorest performing intersections as ranked by the Crash Composite Index are listed below. Number 1 on the list is the poorest performer.

1. Minnesota Ave and Benning Rd NE
2. New York Ave and Bladensburg Rd NE
3. 14th St and U St NW
4. 1st St and Union Station Plaza NE
5. Firth Sterling Ave and Howard Rd SE
6. Wisconsin Ave and M St NW
7. 7th St and Florida Ave NW
8. 9th St and Massachusetts Ave NW

9. 9th St and U St NW
10. Minnesota Ave and Nannie Helen Burroughs Ave NE

In 2017, the intersections with the largest total number of pedestrian crashes were:

1. 9th St and U St, NW – 9
2. Connecticut Ave and N St, NW – 6
3. 1st St and Union Station Plaza, NE – 6
4. 16th St and Kalorama Rd, NW – 6
5. 17th St and I St, NW – 6
6. 14th St and Good Hope Rd, SE – 5
7. Minnesota Ave and Benning Rd, NE – 5
8. 13th St and H St, NE – 5
9. 14th St and K St, NW – 4
10. 21st St and Benning Rd, NE - 4

In 2017, the intersections with the largest total number of bicycle crashes were:

- 14th St and Wallach Pl, NW – 6
- 13th St and Pennsylvania Ave, NW – 6
- 7th St and I St, NW – 5
- 16th St and New Hampshire Ave, NW – 5
- 1st St and Florida Ave, NW – 5
- 14th St and T St, NW – 4
- 14th St and Irving St, NW -4
- 15th St and A Hamilton Pl, NW -4
- 1st St and L St, NE – 4
- Connecticut Ave and R St, NW - 4

In 2017, the intersections with the largest total number of motor vehicle crashes that did not involve collisions with pedestrians or bicyclists were:

- New York Ave and Bladensburg Rd, NE: 126
- 1st St and New York Ave, NE: 97
- Fairlawn Ave and Pennsylvania Ave, SE: 94
- 14th St and U St, NW: 67
- 1st St and Union Station Plaza, NE: 61
- New York Ave and North Capitol St: 57
- Minnesota Ave and Benning Rd, NE: 57
- Firth Sterling Ave and Howard Rd, SE: 57
- Montana Ave and New York Ave, NE: 50
- Minnesota Ave and Pennsylvania Ave, SE: 45

73. On January 12, 2016, DDOT released a High Crash Intersection Site Visit Report analyzing crash data for five “high crash” intersections in the District. DDOT subsequently conducted site assessments for five additional high crash intersections in May and June of 2016.

From May 2016 to June 2016, DDOT conducted multi-stakeholder site visits at eight high crash intersections. The recommended improvements for each location are summarized in a final report,

available here:

https://ddot.dc.gov/sites/default/files/dc/sites/ddot/page_content/attachments/2016%20High%20Crash%20Intersection%20Site%20Visits%20Final%20Report.pdf

The status of these improvements is described in Appendix 73.

- **the status of any proposed remedies for those intersections.**

In 2017, DDOT organized site visits for an additional set of high-crash intersections. DDOT conducted a detailed safety evaluation at each site, the scope of which was intended to identify potential improvements to mitigate observed crash patterns. Short-term improvements, such as signage, marking enhancement, and signal timing adjustments identified within these studies will be implemented in Spring 2018. Long-term recommendations developed from the studies will be incorporated as part of planned capital improvement projects, such as intersection modification or streetscape projects. Specific short and long term recommendations, and other study details, can be found in the linked reports:

3rd and D Streets NW

<https://ddot.dc.gov/sites/default/files/dc/sites/ddot/publication/attachments/DDOT%202017%20High%20Crash%20Eval%203rd-D%20NW.pdf>

9th/Florida/U Streets NW

<https://ddot.dc.gov/sites/default/files/dc/sites/ddot/publication/attachments/DDOT%202017%20High%20Crash%20Eval%209th-Florida-V-U%20NW-reduced.pdf>

Wheeler Road and Southern Avenue SE

<https://ddot.dc.gov/sites/default/files/dc/sites/ddot/publication/attachments/DDOT%202017%20High%20Crash%20Eval%20Southern-Wheeler%20SE.pdf>

Good Hope Road and Martin Luther King, Jr. Ave SE

<https://ddot.dc.gov/sites/default/files/dc/sites/ddot/publication/attachments/DDOT%202017%20High%20Crash%20Eval%20MLK-Good%20Hope%20SE.pdf>

Connecticut Avenue/R Street/20th Street NW

<https://ddot.dc.gov/sites/default/files/dc/sites/ddot/publication/attachments/DDOT%202017%20High%20Crash%20Eval%20Connecticut-R-S-20-21-Florida%20NW.pdf>

74. How does the agency make crash data available to the public?

Crash data is immediately available to the public in a number of formats. For traditional written reports on traffic safety statistics, DDOT's website offers the following three-year reports:

Traffic Safety Report Statistics (2002-2004)

https://ddot.dc.gov/sites/default/files/dc/sites/ddot/publication/attachments/traffic_safety_report_stats_2002_to_2004.pdf

Traffic Safety Report Statistics (2005-2007)

https://ddot.dc.gov/sites/default/files/dc/sites/ddot/publication/attachments/traffic_safety_report_stats_2005_to_2007.pdf

Traffic Safety Report Statistics (2006-2008)

https://ddot.dc.gov/sites/default/files/dc/sites/ddot/publication/attachments/traffic_safety_report_stats_2006_to_2008.pdf

Traffic Safety Report Statistics (2007-2009)

https://ddot.dc.gov/sites/default/files/dc/sites/ddot/publication/attachments/traffic_safety_report_stats_2007_to_2009.pdf

Traffic Safety Report Statistics (2009-2011)

<https://ddot.dc.gov/sites/default/files/dc/sites/ddot/publication/attachments/2009-2011%20Traffic%20Safety%20Statistics%20Report.pdf>

Traffic Safety Report Statistics (2010-2012)

https://ddot.dc.gov/sites/default/files/dc/sites/ddot/publication/attachments/2014-07-16%20Final%20Crash%20Report%202010%20to%202012_0.pdf

Traffic Safety Report Statistics (2011-2013)

<https://ddot.dc.gov/sites/default/files/dc/sites/ddot/publication/attachments/DRAFT%20FINAL%20-Crash%20Statistics%20Report%202011-2013%20%28April28%29.pdf>

Traffic Safety Report Statistics (2012-2014)

<https://ddot.dc.gov/sites/default/files/dc/sites/ddot/publication/attachments/2012-2014%20Annual%20DC%20Crash%20Analysis%20Report.pdf>

Traffic Safety Report Statistics (2013-2015)

<https://ddot.dc.gov/sites/default/files/dc/sites/ddot/publication/attachments/2013-2015%20Annual%20DC%20Crash%20Analysis%20Report.pdf>

More current crash data is published every twenty four hours at opendata.dc.gov:

<http://opendata.dc.gov/datasets/crashes-in-dc>

This data can be downloaded in multiple formats, including a spreadsheet for statistical analysis or in GIS (geographic information system) format for spatial analysis. Each data point refers to the street center line network of Washington, DC maintained by the DDOT and OCTO. In addition to locations, a related table consisting of [crash details](#) is available for each crash. This table provides some anonymized information about each of the persons involved in the crash. Crash data are derived from the Metropolitan Police Department's (MPD) crash data management system (COBALT) and represent DDOT's attempt to summarize some of the most requested elements of the crash data. Details of point locations and crash details table include location points with some basic summary statistics, the DC ward in which the crash occurred, summary totals for: injuries (minor, major, fatal) by type (pedestrian, bicycle, car), mode of travel involved (pedestrian, bicycle, car), impaired participants (pedestrian, bicyclist, car passengers), if speeding was involved, the nearest intersecting street name, distance from nearest intersection, cardinal direction from the intersection, and many other details.

This open data regarding crashes in DC makes a FOIA request unnecessary. In March of 2018, a new Vision Zero website will go live. The new website will highlight summaries of key metrics that illustrate recent trends in crashes, violations, and other safety data.

75. B21-0335, Bicycle and Pedestrian Safety Act of 2015, required that DDOT implement a “Complete Streets” policy, establish “Bicycle and Pedestrian Priority Areas,” and report for the Council on each of these initiatives by July 1, 2017. What is the status of these programs and the report?

DDOT is working to comply with the reporting requirements within the Bicycle and Pedestrian Safety Amendment Act of 2016 and the Bicycle and Pedestrian Safety Technical Amendment Act of 2017. The status of each required program and report is summarized below:

<i>Requirement</i>	<i>Details</i>	<i>Frequency</i>	<i>Status</i>	<i>Location</i>
Collision Data	Mayor shall publish at least once per month (if not available at the time of publication, update when available): <ul style="list-style-type: none">· Date and time· Type of vehicle(s) involved· Location, ward, block, intersection· Police Service Area	Monthly	Complete	opendata.dc.gov Or dcvisionzero.com

	<ul style="list-style-type: none"> · Number of resulting fatalities <ul style="list-style-type: none"> o Motorists killed and injured o Passengers killed and injured o Bicyclists killed and injured o Pedestrians killed and injured · Demographic information <ul style="list-style-type: none"> o Age, physical disability, race, gender · Jurisdiction in which vehicles are registered · MPD's contributing factors <ul style="list-style-type: none"> o E.g. impairment, distraction, speeding, failure to yield 			
Public Space Permits	<ul style="list-style-type: none"> · Information on permits for occupation of public space, public rights of way, and public structures that would block a sidewalk, bicycle lane, or other public pedestrian or bicycle path <ul style="list-style-type: none"> o Location of permit issued by ward, block, intersection and coordinates o Description of location affected, including whether permit closes sidewalk, bike lane, or other public path o Duration of the closure (start and end date) o Brief explanation of the reason the permit allows the closure o Description of safe accommodation provided, or if one is not provided, an explanation of why not 	Weekly	Complete	tops.ddot.dc.gov
Traffic Calming Petitions	<p>DDOT shall publish at least once per month (if not available at the time of publication, update when available):</p> <ul style="list-style-type: none"> · Location of traffic calming request – by ward, block, intersection, coordinates · Date the request/petition was submitted · Change requested in the petition · Status of the review of the petition 	Monthly	Complete	dcvisionzero.com
Annual Report on High-Frequency Injury-Crash Locations	<p>By July 1, 2017 and annually thereafter, DDOT shall transmit to the T&E Committee a report:</p> <ul style="list-style-type: none"> · Identify the top 20 locations at which pedestrians and bicyclists were most frequently killed or seriously injured in crashes over the past 5 years <ul style="list-style-type: none"> o Describe and DDOT inspections conducted at these locations o Make recommendations on how to reduce number of ped crashes at these locations – timeline for implementation of recommendations 	Annual	In-Progress	ddot.dc.gov Or dcvisionzero.com

	<ul style="list-style-type: none"> · Provide status updates of implementation of recommendations in past reports 			
Biennial Report on Improving Bicycle and Pedestrian Safety	<p>By July 1, 2018 and every other year after, DDOT (with input from partner agencies) shall submit to Council (and make publicly available):</p> <ul style="list-style-type: none"> · Recommendations on how to enhance bike/ped safety at intersections · Recommendations on how arterial streets may be designed to reduce bike/ped collisions · Recommendations on how to enhance safety for pedestrians at uncontrolled crosswalks · Timeline for implementing recommendations in the report · DDOT must use the report to develop strategies and plans to improve bike/ped safety 	Biennial	In-Progress	ddot.dc.gov Or dcvisionzero.com
Bicycle and Pedestrian Priority Areas	<p>By July 1 2017 and annually thereafter, the Mayor shall transmit to Council a report that explains implementation of the program:</p> <ul style="list-style-type: none"> · Explanation of why each area was selected · Summary of improvements made in the previous year, including ATE, TCOs, temporary and long-term improvements · Description of modification to traffic patterns and infrastructure DDOT recommends and timeline for implementation <ul style="list-style-type: none"> o Could include no right on red for motor vehicles, reduction of speed limit, protected bike infrastructure, increase use of ATE or TCOs 	Annual	In-Progress	dcvisionzero.com
Complete Streets	<p>DDOT shall create a complete streets policy, incorporate it into plans, manuals, regs, programs, etc. By July 1, 2017 and annually thereafter, DDOT shall report to Council:</p> <ul style="list-style-type: none"> · Progress toward implementation during previous year, plans for next year <ul style="list-style-type: none"> o Including performance measures to determine how well streets are serving all users o Identify barriers to implementation 	Annual	In-Progress	dcvisionzero.com
Audible	By July 1, 2017 the Mayor shall transmit	One-time	In-	dcvisionzero.com

Warnings for Large Public Sector Vehicles	to the T&E Committee a report recommending whether DC Circulator buses, District owned heavy-duty vehicles should be equipped with pedestrian-alert technologies <ul style="list-style-type: none"> · Best practices from other jurisdictions · Cost / implementation / feasibility · Timeline for implementation if recommended 		Progress	
Major Crash Review Task Force	Designees from MPD, DDOT, OP, BAC, PAC, Multimodal Accessibility Advisory Council shall review every crash handled by MPD's Major Crash Unit and recommend to the Mayor and Council changes to statutes, regs, policies and infrastructure that would reduce number of server and fatal crashes.	Annual	In-Progress	dcvisionzero.com

76. Please provide an update on the Visitor Parking Pass program.

- **How many requests were made for passes through the online system in FY 2017 and FY 2018, to date?**

In calendar year 2017, 37,006 passes were requested and distributed, with 738 requests for a reissuance, due to failed delivery or other issues (and of those, 352 were not picked up). Overall there was a 20% drop in customer requests for passes in CY 2017 in relation to the previous year. To help manage residential eligibility of passes in 2017, customers were asked to provide a valid DC issued Driver License Number, with provisions to manually address reciprocity cases. To ensure delivery of any emails, DDOT asked customers to pick up passes at DDOT offices, to ensure the pass made it to its intended recipient. The 2017 pass request year ran from mid November 2016 to the end of October 2017, to accommodate smooth preparations for the 2018 pass year.

- **How many requests were made for passes through the online system in FY 2017 and FY 2018, to date?**

In 2017 DDOT received 40,218 requests for passes. Of these, 37,006 were approved and the rest were denied due to ineligibility (e.g., inconsistency in address, invalid driver's license information, duplicate request).

So far in 2018 DDOT has received 24,697 requests for passes, of which 23,805 were approved and the rest were denied due to ineligibility.

- **What is the average length of time to provide a resident with a requested pass in FY 2016, FY 2017, and FY 2018, to date?**

Starting in FY 2017, DDOT communicated to the public on a timeline on when to expect their VPP. There have been efforts to streamline the timeline and improve efficiencies. This has included the fabrication of a shell of the pass which allows printing of only the year, pass number, and QR code for each unique pass, versus printing all the pass artwork for each pass, as was done previously.

DDOT's vendor does a data pull weekly on Mondays at 1 p.m. From there, the vendor does various checks to the DDOT approved list for repeat requests (by user or address), change of address, and geography. For the pass requests that clear those checks, passes are fabricated. Every Friday, the vendor deposits the packaged passes in the mail for delivery. It should take no more than one week for all passes requested the prior week to be delivered within the District. However, once the pass is in the hands of the U.S. Postal Service, DDOT cannot control delivery timelines. This has been particularly acute at the beginning of the pass year, which coincides with the peak demand holiday mailing season (typically adding another week).

- **What steps did DDOT take in FY 2017 to protect the program from abuse?**

In FY 2017, DDOT started requesting customer driver license numbers to ensure residency verification. This was paired with a strong approach in verifying requests to ensure that they are not repeats and that passes are not provided to ineligible users. DPW continues to issue citations for expired passes.

- **What is the rationale for requiring a resident to provide his or her residence's Square Suffix and Lot to receive a pass?**

Providing the Square, Suffix and Lot (SSL) is only required for those who cannot provide a District Driver License or ID. The rationale was to provide an option for residents who own property in the District but do not have a current District Driver License or ID. DDOT is evaluating whether or not this requirement should remain part of the program.

77. Please provide an update on the implementation and results of the Red Top Meter Program.

DDOT implemented the Red Top meter (RTM) program on May 8, 2017 within the Central Business District. This involved designating a reserved metered space on the block that provides ADA curbside access to the sidewalk and parking meter. Currently there are over 360 designated accessible metered spaces. RTM spaces are being used as much as regular metered spaces with a higher length of stay. Also RTM spaces on average are generating 40% occupancy vs. 33% for average metered space. Of note, two out of three transactions on red tops are conducted via pay by phone (compared with two out of five transactions for all meters). DDOT continues efforts to improve the accessibility, information (location, rates, alternative off-street), and customer experience of the Red Top meter program in FY 2018. DDOT is starting a programmatic evaluation in Spring 2018 to assess lessons learned, address operational issues, and understand the potential to expand the program.

78. In 2015, DDOT implemented its Multimodal Value Pricing Pilot for Metered Curbside Parking in the Chinatown/Penn Quarter area to help determine the demand at any given time for parking spots, thereby allowing residents to determine exactly where an open spot is located, how to get there and how much it will cost to park. Please provide the current status of the Dynamic Pricing for Parking Pilot program as well as DDOT's findings based on the operation of the program, to date.

DDOT selected the Chinatown/Penn Quarter Area to test various technologies to make parking easier and reduce congestion by increasing parking availability and providing drivers with tools to find available parking spaces. The congestion pricing model used for this pilot project charges higher prices on higher-demand blocks, while keeping prices static or lowering them on blocks with lower parking demands. The pricing also adjusts during the day, recognizing that parking has peak and non-peak hours, as well. Rate

changes are communicated to the customers using: decals on parking meters; real-time parking availability apps (ParkDC and VoicePark); and the www.parkdc.com website.

Since October 2016, DDOT has adjusted the prices five times, most recently in November 2017. Prices have gradually increased or decreased on blocks and prices now range from \$1 per hour to \$5.50 per hour. In addition, DDOT has increased time restrictions from 2 hours to 4 hours in the eastern part of the study area during evenings and on Saturdays, to encourage higher usage during lower-demand times. Data show that the pilot area has seen occupancy generally increase, and over two-thirds of the blocks were in the target occupancy range as of the last price change. The change in time limits appears to have had the intended outcome of increasing usage during low-demand periods for the affected areas.

The project has also looked at curbside loading zone activity. In response to observed patterns of use, we have expanded the loading zone hours of operation until 10 p.m. and pegged the costs to the highest price on the associated block face. This pricing is intended to discourage personal vehicles from illegally parking in the loading zones while not unduly burdening the freight vehicles properly using the zones.

The Penn Quarter/Chinatown pilot project is now in final evaluation. DDOT intends to evaluate lessons learned, determine how to maintain dynamic pricing operations in Penn Quarter/Chinatown going forward, and apply some solutions that were deemed viable and easy to maintain to the other performance pricing zones. We will also evaluate the potential to expand the program to other areas of the District.

79. What is the status of DDOT's Traffic Calming Assessment program? Please provide:

- **A list of all Traffic Calming Assessment Application Petitions DDOT received in FY 2017 and FY 2018, to date, including whether the Petition was accepted or denied, the rationale for why the Petition was accepted and denied, and the status of any ongoing petitions.**

All of the traffic calming requests below with *pending* status are in the process of an engineering study to determine whether or not the requested traffic calming measures are warranted.

<i>Address</i>	<i>Ward</i>	<i>Date Submit To</i>	<i>Status</i>
EMERSON STREET NW, WASHINGTON, DC, 20011	4	4/21/2016	PENDING Traffic calming request is part of a larger on-going study – one-way reconfiguration has been installed
19 WHITTIER STREET NW, WASHINGTON, DC, USA, 20012	4	5/26/2016	PENDING Enforcement issue escalated by ANC to traffic calming on 10/25/2017.
154 XENIA STREET SE, WASHINGTON, DC, 20032	8	6/15/2016	PENDING Approved for Speed Humps due to install this spring.
718 10TH STREET NE, WASHINGTON, DC, 20002	6	9/22/2016	PENDING This is an All-way Stop request and should not have been Traffic Calming.

1522 VARNUM STREET NW, WASHINGTON, DC, USA, 20011	4	6/19/2017	PENDING
3947 BURNS PLACE SE, WASHINGTON, DC, USA, 20019	7	6/19/2017	PENDING
OTIS STREET NE, WASHINGTON, DC, USA, 20018	5	6/19/2017	PENDING
1438 MORRIS ROAD SE, WASHINGTON, DC, USA, 20020	8	6/24/2017	PENDING
1812 ROSEDALE STREET NE, WASHINGTON, DC, USA, 20002	6	6/24/2017	PENDING
1422 IVES PLACE SE, WASHINGTON, DC, USA, 20003	6	6/24/2017	PENDING
15 JEFFERSON STREET NE, WASHINGTON, DC, USA, 20011	4	6/30/2017	PENDING
5413 4TH STREET NW, WASHINGTON, DC, USA, 20011	4	7/6/2017	PENDING
2256 S STREET SE, WASHINGTON, DC, USA, 20020	8	7/24/2017	PENDING
1120 UPSHUR STREET NE, WASHINGTON, DC, USA, 20017	5	8/3/2017	PENDING
7601 12TH STREET NW, WASHINGTON, DC, USA, 20012	4	10/30/2017	PENDING
325 12TH STREET SE, WASHINGTON, DC, USA, 20003	6	11/7/2017	PENDING
RAYNOLDS PLACE SE AND LANGSTON PLACE SE, WASHINGTON, DC, USA	8	11/22/2017	PENDING
3031 TENNYSON STREET NW, WASHINGTON, DC, USA, 20015	4	12/4/2017	PENDING
4218 10TH STREET NE, WASHINGTON, DC, USA, 20017	5	12/4/2017	PENDING
201 16TH STREET SE, WASHINGTON, DC, USA, 20003	6	12/4/2017	PENDING
4916 WEAVER TERRACE NW, WASHINGTON, DC, USA, 20016	3	12/4/2017	PENDING
1329 TALBERT TERRACE SE, WASHINGTON, DC, USA, 20020	8	12/4/2017	PENDING
3625 COMMODORE JOSHUA BARNEY DRIVE NE, WASHINGTON, DC, USA, 20018	5	12/4/2017	PENDING
1433 22ND STREET SE, WASHINGTON, DC, USA, 20020	8	12/4/2017	PENDING
15 T STREET NE, WASHINGTON, DC, USA, 20002	5	12/4/2017	PENDING
4627 49TH STREET NW, WASHINGTON, DC, USA, 20016	3	12/4/2017	PENDING
126 53RD STREET SE, WASHINGTON, DC, USA, 20019	7	12/4/2017	PENDING
1620 GAINESVILLE STREET SE, WASHINGTON, DC, USA, 20020	8	12/4/2017	PENDING

1522 31ST STREET NW, WASHINGTON, DC, USA, 20007	2	12/6/2017	PENDING
1822 4TH STREET NW, APT. 4, WASHINGTON, DC, USA, 20001	1	12/8/2017	PENDING
317 10TH STREET SE, WASHINGTON, DC, USA, 20003	6	12/28/2017	PENDING
400 10TH STREET NE, WASHINGTON, DC, USA, 20002	5	12/28/2017	PENDING
1842 KALORAMA ROAD NW, WASHINGTON, DC, USA, 20009	1	12/28/2017	PENDING
831 20TH STREET NE, WASHINGTON, DC, USA, 20002	5	1/2/2018	PENDING
3900 - 4048 BLOCK OF 52ND STREET NW, WASHINGTON, DC, USA,	3	1/5/2018	PENDING
1436 OTIS STREET NE, WASHINGTON, DC, USA, 20017	5	1/5/2018	PENDING
4218 10TH STREET NE, WASHINGTON, DC, USA, 20017	5	1/5/2018	PENDING
1841 WYOMING AVENUE NW, WASHINGTON, DC, USA, 20009	1	1/11/2018	PENDING
1417 NEWTON STREET NW #107, WASHINGTON, DC, USA, 20010	4	1/12/2018	PENDING
1000 OTIS STREET NE, WASHINGTON, DC, USA, 20017	5	1/12/2018	PENDING
1712 M STREET NE, WASHINGTON, DC, USA, 20002	5	1/12/2018	PENDING
4317 E STREET SE, WASHINGTON, DC, USA, 20019	7	1/12/2018	PENDING
4115 3RD STREET NW, WASHINGTON, DC, USA, 20011	4	1/12/2018	PENDING
339 OGLETHORPE STREET NE, WASHINGTON, DC, USA, 20011	4	1/26/2018	PENDING
1200 TALBERT ST SE	8	1/29/2018	PENDING
RAYNOLDS PLACE SE AND LANGSTON PLACE SE, WASHINGTON, DC, USA	8	2/6/2018	PENDING

- **The average length of time, in days, between DDOT's receipt of a Traffic Calming Assessment Application Petition and the implementation of traffic calming measures to address issues raised in the Application Petition.**

The average length of time to complete a Traffic Calming Assessment is approximately 130 days. That average is inflated because several projects that begin as traffic calming requests evolve into larger-scale projects at the neighborhood level. The assessment for those projects is more time-consuming. Traffic Calming Assessments are dependent on several factors that limit the times in which representative data can be collected. The program avoids data collection during the school summer vacation, holidays, weekends, winter weather events, or other times that create unusual traffic patterns.

Regardless of the results of DDOT's traffic calming assessments, safety improvements are nearly always made at the requested locations. DDOT refreshes crosswalks and signage even when official traffic calming devices are not warranted such as speed humps.

In FY 2017 and FY 2018, DDOT installed the following traffic calming devices:

4/21/2016	Emerson St. NW	Ward 4
Traffic calming request for Emerson Street, NW; one-way reconfigurations were installed, but an ongoing study is evaluating a larger area.		
6/15/2016	154 Xenia Street, SE	Ward 8
Approved for Speed Humps due to install spring of 2018.		
9/7/2017	24 to 2600 Randolph Street, NE	Ward 5
3 - Speed Tables installed		
10/2017	2950 13th Streets, NE	Ward 5
1 - Driver Feed-Back sign		
06/30/2017	4600 Livingston Road, SE	Ward 8
3 - Speed Tables installed		
05/17/2017	800 Ridge Road, SE	Ward 7
Sidewalks, 8-ADA Ramps, 3- Medians, signage and roadway striping installed		

IV. Alternative Transportation

80. What actions did DDOT take to improve the quality and efficiency of bus service, including service provided by WMATA and the DC Circulator, in FY 2017 and what actions does DDOT plan to take in FY 2018?

The FY 2017 budget funded a new limited stop Metro-Extra route along Rhode Island Avenue, the G9, from the District line to downtown. WMATA implemented the bi-directional, peak-periods only, limited-stop route in March of 2017. Ridership has been somewhat lower than hoped but is growing slowly.

The FY 2018 budget funded additional bus service enhancements for District bus riders. In December 2017 WMATA added service in the W4/U8 corridor in Wards 7 and 8 to reduce overcrowding on buses along Alabama Avenue and portions of Benning Road, SE. In early January 2018, WMATA initiated service on a new 14th Street peak period limited stop route, the 59, which operates from Takoma Park to the Federal Triangle Metrorail station every 15 minutes. The other significant service change for FY 2018 was the extension of the 52 route along 14th Street further south to serve new development in the Southwest Waterfront area. This addition gives the Southwest Waterfront area an additional seven-day per week connection north-south to downtown and points north.

DDOT and WMATA have continued to advance improvements to the 16th Street bus corridor, including preliminary design of capital improvements to the corridor and continued service improvements.

DDOT has also advanced intersection-level operational enhancements at locations identified as high congestion points by WMATA. These improvements will continue as funding permits.

In FY 2017, DDOT initiated the 2017 update of the Transit Development Plan (TDP) for the DC Circulator. The TDP focused on making improvements to the reliability and performance of the existing routes. DDOT published the final TDP in December 2017, and held a public hearing on January 4, 2018, on proposed service and fare media changes (eliminating paper passes). The proposed changes would

result in increased ridership on the system, add new weekend service in Anacostia, create a new connection between Congress Heights and Union Station, and serve new destinations in Southwest DC such as the soccer stadium, Wharf, and cultural attractions such as Arena Stage, the Museum of the Bible, and Spy Museum. The public comment period for proposed changes closed on February 16, 2018.

DDOT continues to work with WMATA Bus planning staff on annual service and efficiency improvements through the State of Good Operations (SoGO) changes to routes and schedules. The SoGO changes are designed to reduce service on underutilized bus routes and add service on crowded bus routes and routes that need schedule revisions to operate more reliably. Independent reviews of WMATA bus service have indicated there are opportunities to improve the efficiency of the bus network and the SoGO proposals are one way to move towards more efficient service delivery.

81. What actions did DDOT take in FY 2017 to increase the sustainability of the Circulator fleet?

DDOT has completed the purchase of 26 New Flyer 2016 Clean Diesel vehicles with emissions-reducing technology and all vehicles have been in revenue service since August 2017. DDOT worked with WMATA to dispose of 26 of the oldest 29 VanHool vehicles. The remaining three vehicles are currently used temporarily for training purposes. The District is completing acceptance testing of fourteen 100% battery-electric Proterra vehicles. The electric vehicles are expected to begin revenue service in April 2018.

DDOT has also worked with WMATA over the past few years to enhance the maintenance oversight of the fleet. The most recent January 2018 maintenance audit revealed only one “A” safety defect out of all 22 vehicles reviewed in the fleet, and all Preventive Maintenance documentation was up to date and showed 100 percent completed on time.

82. What is the status of the RFP for Circulator operations and maintenance? How long is the term of the existing contract, and is there a specific reason that term was selected?

WMATA’s existing contract for DC Circulator operations expires on June 30, 2018, and WMATA has informed DDOT that it can no longer contract for DC Circulator operations after that date due to the focus of the agency on improving core service delivery and safety.

The Office of Contracting and Procurement, in collaboration with DDOT, is currently in the midst of a competitive procurement process for Operations and Maintenance Services of the DC Circulator system. The Request for Proposals (RFP) was published on September 22, 2017. Proposals were due November 28, 2017. OCP, with DDOT support, is currently in the evaluation stage of the process.

The current District RFP is for a contract with a 5-year base period with three 5-year options. This term was selected to solicit competitive proposals that provide incentives for the O&M partner to develop long-term labor relationships with drivers and mechanics and provide stability for the system, while enabling the District to evaluate service provision at regular intervals to determine whether a change in approach or operator is necessary.

83. What is DDOT doing with regard to the compensation of DC Circulator and Streetcar operators to make it more competitive with that of other transit operators?

Compensation for DC Circulator bus operators increased in 2016 to a range of \$17.50 - \$31.69 per hour and starting wages increased to \$18.00 per hour in 2017, making wages competitive with other regional providers. The Office of Contracting and Procurement, in collaboration with DDOT, is currently in the midst of a competitive procurement process for Operations and Maintenance Services of the DC

Circulator system. The RFP includes provisions requiring the contractor to pay the prevailing wage for comparable positions in the area. DDOT expects that this will result in additional increases in bus operator wages when the new contract goes into effect.

For DC Streetcar, the range for pay is currently \$20.85 - \$25.00 and the top rate is scheduled to increase to \$27.62 later this year and \$31.00 in 2019. Operators will receive fringe benefits including employer-provided 401(k) contributions and increased employer contributions to health insurance premiums, as well as employer-sponsored disability and life insurance policies.

84. What is the status of the implementation of the updated Circulator Transit Development Plan?

The Circulator Transit Development Plan 2017 Update (TDP) was completed and released to the public on December 14, 2017. The plan proposed four major service and fare changes and the consolidation of stops along the Georgetown-Union Station route. Along with the TDP, DDOT released the four major proposed changes on December 14, 2017 for public comment. DDOT conducted outreach in the communities and routes impacted by the changes, including a public hearing, a community meeting, and public engagement through street teams at bus stops. The major service changes involve reconfiguration of two routes and the addition of regular late-night service between McPherson Square and Union Station, and a proposed fare media change to eliminate the use of DC Circulator-exclusive paper passes. DDOT is currently reviewing public comments and expects approved changes to be implemented in the summer of 2018. Proposed service changes include:

1. Potomac Avenue Metro – Skyland (PS) Route

- Realign route to serve Union Station and Congress Heights Metro via Barracks Row and Downtown Anacostia
- Revise route schedule to include year-round Saturday service from 7:00 AM – 9:00 PM and new Sunday service 7:00 AM – 9:00 PM

2. Union Station – Navy Yard Metro (US-NY) Route

- Realign route to serve Eastern Market Metro to L’Enfant Plaza Metro via Barracks Row, Navy Yard Metro, M Street SE/SW, and Waterfront Metro
- Revise route schedule to include permanent year-round Saturday service from 7:00 AM – 9:00 PM and new Sunday service 7:00 AM – 9:00 PM

3. Georgetown – Union Station (GT-US) Route

- Revise schedule to include year-round late-night service between McPherson Square and Union Station from 9:00 PM to 3:00 AM on Friday and Saturday

4. Payment Method Change

- Eliminate unlimited-use paper bus passes. These are currently only valid only on DC Circulator. The WMATA unlimited Regional Bus Pass available to load on SmarTrip® cards will still be accepted. No change is proposed to the base fare of \$1 per trip.

85. What is the status of securing a permanent garage for our Circulator fleet?

- **Please list all locations the agency is currently considering for such a purpose, including the anticipated cost of obtaining each location and the estimated cost of construction of a new maintenance facility at each identified location.**

On January 31, 2018, the Department of General Services issued a notice that the District intends to lease the current DC Circulator maintenance facility on 17th Street NE. The direct lease of the facility by the District would give the District control of the facility for continued use as the operations and maintenance facility for the DC Circulator.

DDOT is also making improvements to the DC Streetcar facility on South Capitol St. SE, owned by the District, located between I-295 and Joint Base Anacostia-Bolling. This facility will house electric charging equipment and storage bays for the 14 Proterra battery-electric buses currently undergoing acceptance testing, and will reduce crowding at other operations and maintenance facility sites.

DDOT continues to work with DGS to identify additional sites for lease or purchase. DGS has had an open request for sites for more than a year. To date, no suitable sites have been secured. After searching exclusively for sites in the District, DGS revised the solicitation in November 2017 to include “Maryland gateway locations.” DDOT’s preference continues to be for a site within the District, close to the DC Circulator service area, in order to keep “deadhead” costs to a minimum and enable quick deployments of vehicles when needed for service.

The ongoing Southeast Boulevard Environmental Assessment has considered the potential for the construction of a bus facility beneath a reconstructed roadway. As suitable sites in the District are repurposed for other uses, DDOT recognizes the need to think creatively about how existing public and private “Production/Distribution/Repair” (PDR) land uses are addressed moving forward, including when WMATA modernizes its four bus storage and maintenance facilities in the District.

86. Has the National Park Service (NPS) begun to disburse its annual contribution to support the Circulator’s National Mall route? Last year, DDOT said that NPS was planning to install parking meters in the summer of 2017. Did this happen?

- **If so, what amount will be disbursed to the District annually, and is it sufficient to fully compensate the District for the cost per revenue hour of the route?**

Yes. The National Park Service completed the installation of their parking meter program during the summer of 2017. They so far have disbursed to the District payments for the portion of FY 2015 when the National Mall Route was in service as well as the full FY 2016 \$1.2M payment, for a total of approximately \$1.6 million to-date. NPS has provided assurances that payments for FY 2017 and FY 2018 will be made once additional parking meter revenues become available.

87. In its responses to the Committee’s FY 2017 oversight questions, DDOT stated that the agency would work with WMATA to evaluate the implemented Transit Signal Priority (TSP) system and fine-tune it as necessary to maximize utilization.

- **Along what corridors is the TSP system current implemented?**

TSP is currently implemented on three arterials and on sections of the downtown area. These are:

- 16th Street NW
- Georgia Avenue NW
- Wisconsin Avenue/Massachusetts Avenue NW
- Downtown corridors:

- 14th Street Bridge
- TR Bridge

- **Are there plans to implement the TSP system elsewhere? If so, where?**

DDOT is conducting a full evaluation of the system effectiveness. At present, there is no plan to further expand the TSP network, but DDOT will assess the potential costs and benefits of expansion as part of the evaluation.

- **How has its implementation reduced delays and enhanced the reliability of District bus service?**

DDOT is currently undergoing a comprehensive study to evaluate the effectiveness of the TSP system. Preliminary analysis indicates that TSP does help with bus speeds and reliability, but the results vary across corridors. The post-implementation evaluation will help DDOT and WMATA jointly adjust operations on TSP corridors and identify appropriate corridors for additional TSP installation.

88. How many of the bus stops located in the District comply with the Americans with Disabilities Act (ADA)? Please include:

- **The number of bus stops that were brought into compliance with the ADA in FY 2016 and FY 2017, and the locations of those bus stops.**

DDOT considers a bus stop compliant if “boarding and alighting areas are on a firm and stable surface and connected to streets, sidewalks, or pedestrian paths by an accessible route.”

The Transit Delivery Division has an ongoing project that is targeting non-compliant bus stops with high ridership, specifically in neighborhoods with the largest number of elderly and disabled persons. In FY 2016, DDOT brought 52 stops into compliance and made additional accessibility improvements at approximately 80 bus stops. Efforts in FY 2017 were primarily focused on design, with construction of improvements in FY 2018.

- **The bus stops that the agency will make compliant with the ADA in FY 2018, and the locations of those bus stops.**

DDOT is currently planning compliance improvements in three clusters: (1) around the Georgia Ave-Petworth Metrorail Station, (2) the S. Capitol Street corridor in Ward 8, and (3) the Georgetown-Dupont Circle-Glover Park communities. Approximately 185 bus stops will be targets for improvement.

89. What is the status of the Streetcar project? Please include:

Please see Appendix 89 for our FY 2018 spend plan for the Streetcar Systems Planning, Benning Extension, and USGT Extension. The FY 2018 expenditures include the Program Management Consultant (PMC) contract (under Streetcar Systems Planning), Preliminary Design (for Benning Extension), and DDOT labor (for all three streetcar projects). DDOT is working with OCP to issue Notice To Proceed for the PMC and Benning Preliminary Design contracts in the next few months. The FY18-23 CIP Spend Plan funds the PMC from FY18-22, and starts construction for the Benning Extension in 2020 (concluding in 2023).

- **A spending plan and schedule for obligating funds for the 22-mile system.**

DDOT is actively advancing both the eastern (Benning) and western (USGT) extensions, which will complete the 8-mile system. There are no active plans to advance or spend funds on the remainder of the 22-mile system at this time.

- **The status of the Environmental Assessment for the Union Station to Georgetown line.**

The Environmental Assessment (EA) will be submitted to the Federal Transit Administration (FTA) and the Federal Highway Administration (FHWA) in March 2018 for review and comments. This is an important project milestone and one which precipitates holding a public hearing and public comment period, and receiving a NEPA decision document. DDOT plans to address federal lead agency comments this spring and release the EA document to the public in Spring or Summer 2018.

- **The status of the Environmental Assessment for the Benning Road extension.**

DDOT is in the process of addressing FHWA comments on the final Environmental Assessment. Once the comments have been satisfactorily addressed, FHWA will issue a NEPA decision document.

- **To what extent will the streetcar operate in its own dedicated lane for both extensions.**

The USGT extension EA includes build alternatives that range from 25% to 90% of the alignment in dedicated streetcar lanes; all alternatives include the dedicated K Street Transitway on K Street NW between 10th and 21st Streets NW. The EA document will contain details on how the use of dedicated lanes affects streetcar travel time and general traffic levels of service.

The Benning Extension will operate with traffic in one of the current lanes of Benning Road in each direction of travel. Sharing a travel lane enables DDOT to provide the proposed improvements (roadway, bridge, streetcar, bus, bicycle and pedestrian) within the existing Benning Road right-of-way.

During the alternatives development process, exclusive streetcar lane concepts were explored but ultimately were not carried forward because the elimination of a travel lane would result in new impacts, such as delays and longer travel times to bus operations and the forecasted volume of vehicles.

- **The methods being considered by the agency to collect fares once revenue operations commence, and a timeline for the implementation of fare-capture.**

Before operation of the Benning Extension (anticipated in 2024), DDOT will conduct a fare analysis. Details of any payment policy will be announced if DDOT makes a change in fare policy. DDOT would develop the timeline and fare collection methods closer to the start of Benning Extension revenue service.

- **Any operational and financial constraints on DDOT's ability to run and maintain the Streetcar.**

DDOT's contracted operator for the Streetcar has already encountered issues with spare parts availability and their capacity to complete necessary repairs in a timely manner. Given that there is already a limited capacity to procure needed parts for either vehicle type, due to one vendor being an international vendor and the other being out of business, parts availability will continue to be limited in the future. There may be some capacity to work with other transit agencies which use these vehicles to operate a "parts sharing" MOU, but this is likely only a temporary fix. Long term parts availability will likely require reverse engineering parts and creating a new supply chain for those items which is a costly endeavor. For this

reason, DDOT will be exploring a vehicle strategy for future vehicle acquisition that also considers the feasibility of disposal of the current fleet.

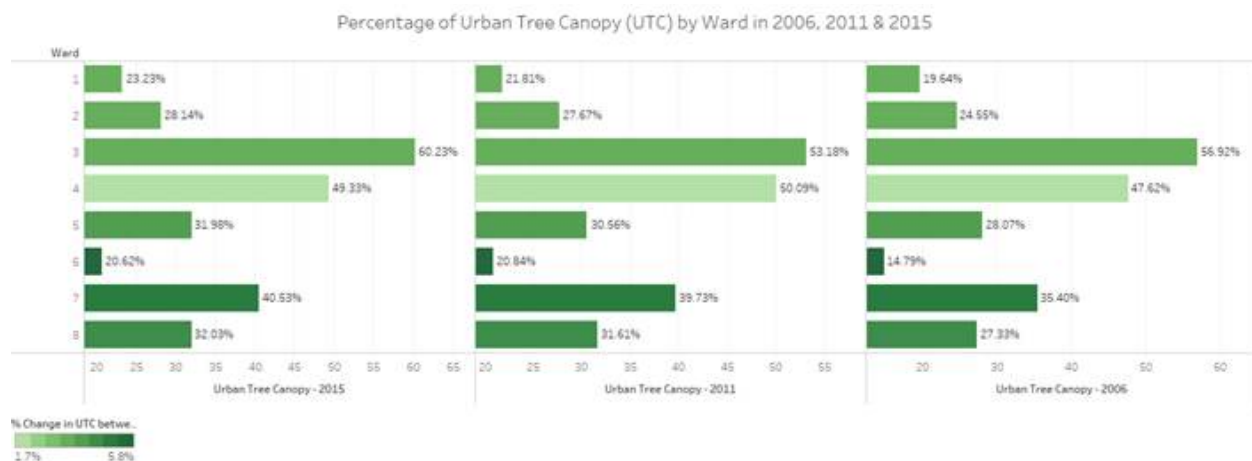
V. Tree Canopy

90. The Committee understands that DDOT conducts land cover assessments in roughly 5-year intervals. Please provide graphs indicating the District’s urban tree canopy coverage by ward beginning in 2006 and including every year this assessment was done since then.

The studies DDOT conducts to assess tree canopy coverage are performed on 5-year cycles, so there is not a new update to the response to this question since last year. However, it is important to note that DDOT has installed more than 8,000 new trees, which are now enhancing the city’s overall canopy coverage.

91. Please provide any estimates of the District’s total tree canopy coverage each year for the past 4 years.

The studies we conduct to assess tree canopy coverage are performed on 5-year cycles, so there is not a new update to the response to this question since last year. However, as noted earlier, DDOT has installed more than 8,000 new trees, which are now enhancing the city’s overall canopy coverage.



DDOT has been conducting land cover assessments on five year intervals since 2006. Included in these land cover assessments is a measurement of urban tree canopy (UTC) across several geographies, including by ward. The table below summarizes the percentage of existing UTC by ward from each of the three completed assessments.

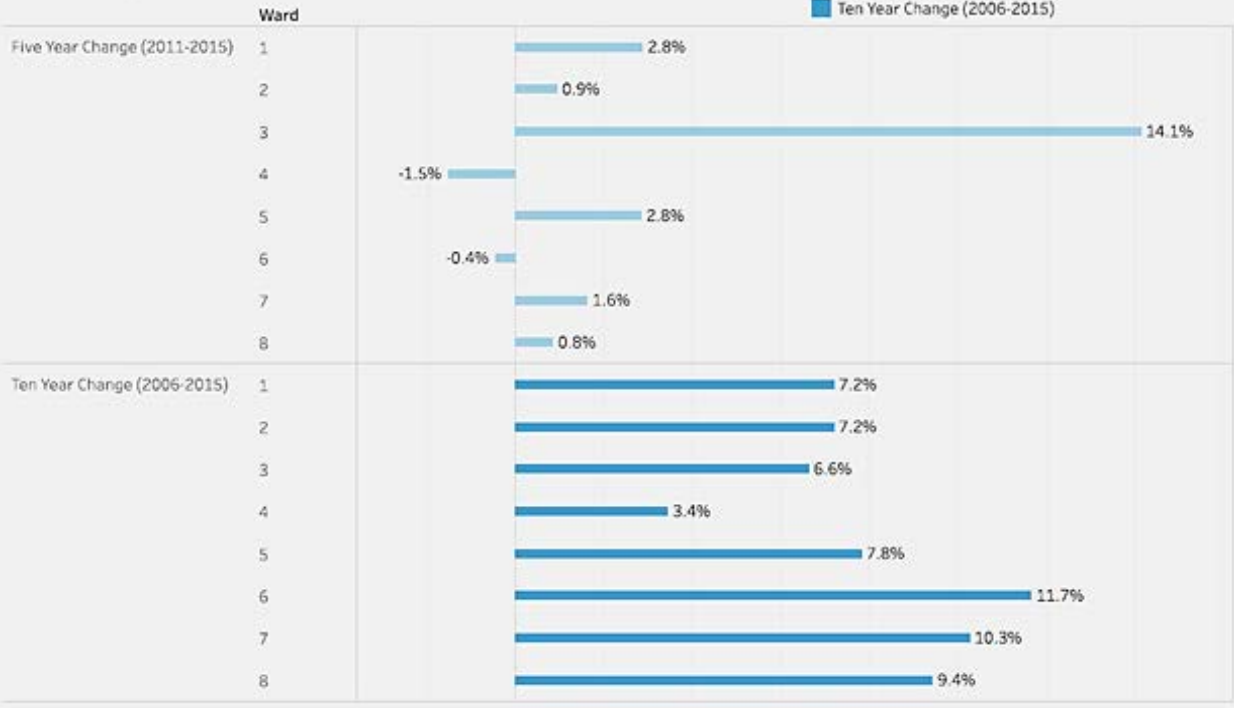
It is important to understand that these results are an exercise in remote sensing, and while DDOT has complete confidence in the results, any consumer of this information should be aware that such assessments are biased toward loss. Loss of UTC is easy to observe and quantify. UTC gain, however, accrues in very small increments; therefore, quantifying all areas of gain is a complicated exercise. Often times, the growth of small trees can be difficult to capture, yet the growth of their canopies continues nonetheless. These realities suggest that if this data errs, or is incomplete in any way, it is in the direction of under-reporting existing canopy. This background is useful in interpreting results that show gain in all but two wards over the past 5-year period, compared to UTC gain in every ward when viewed over the ten year horizon. The table below compares the 5 and 10 year periods, as well.

UTC Change Five and Ten Year

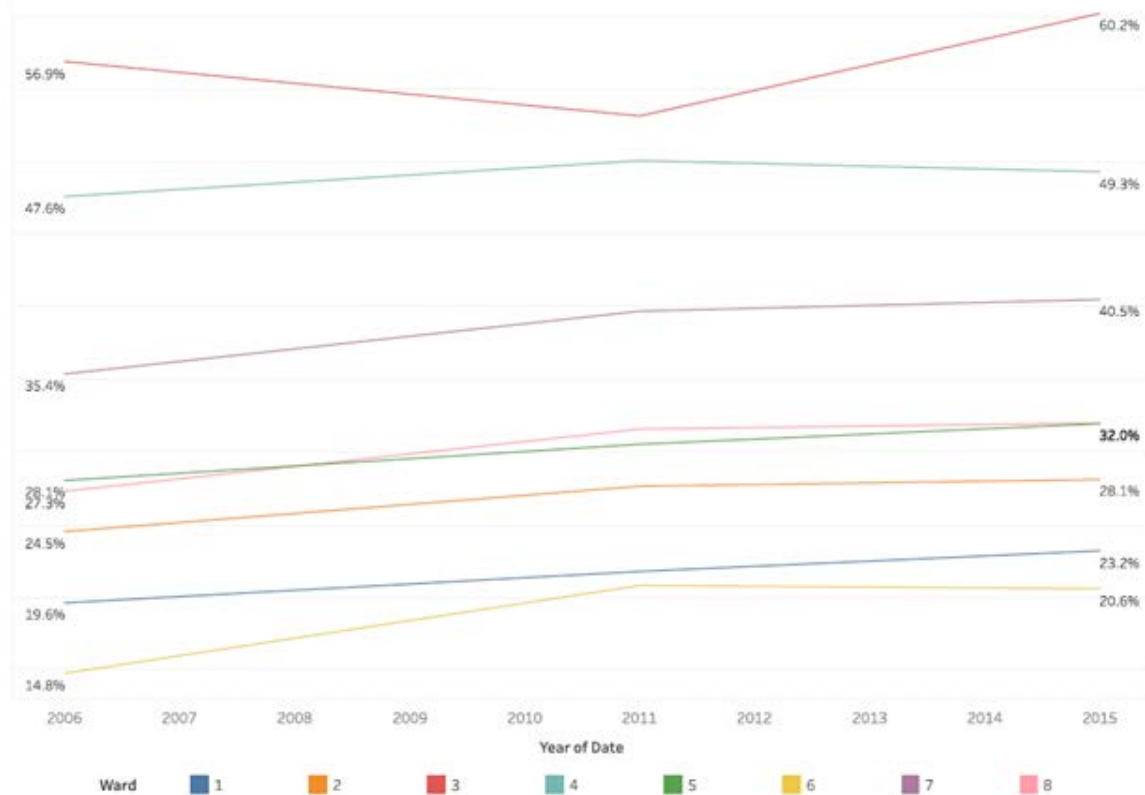
Measure Names

Five Year Change (2011-2015)

Ten Year Change (2006-2015)



UTC Change 2006 to 2015



92. How many trees are in the District's public space? Did this number increase or decrease in FY 2017?

Currently, there are 150,293 street trees in the District. This represents an increase of 6,297 new trees, or a greater than 4% increase from the previous year.

93. How many empty tree boxes exist, and how many does the Urban Forestry Administration anticipate filling in FY 2018?

As of February 2, 2018, 10,207 empty public tree spaces exist. DDOT anticipates planting no fewer than 8,000 new trees in FY 2018. Of that total number, approximately 5,000 of these will be applied to spaces currently identified as open.

94. What was the survival rate of newly planted trees in FY 2015, FY 2016, and FY 2017?

Updated figures are shown for Fiscal Years 2015, 2016, and 2017. For all years, survival indicates trees in Fair, Good, or Excellent condition.

**Data accessed on 12/22/2017*

***For fiscal year 2017 only one-year survival data are available, these were accessed on 10/23/2017, soon after first-year warranty decisions were made.*

<i>Fiscal Year</i>	<i>Two-year survival*</i>
2015	85.39%
2016	92.93%
<i>Survival after one growing season**</i>	
2017	93.81%

Two-year survival rate varied from 85% to 93% for trees planted in fiscal years 2015-2016. For this time range, survival is defined as trees, at two years post-planting, evaluated as being in Excellent, Good, or Fair condition. This includes trees that survived two growing seasons, and also replacement trees (warranty) that were planted after the completion of the first growing season.



However, trees planted in fiscal year 2017 have experienced one growing season, therefore data for this cohort only refer to the original trees planted in FY 2017. After one growing season, this most recent cohort exhibited 94% survival.

Overall, tree survival improved from 2015-2017.

* Graph for fiscal year 2017 only includes data for one growing season.

There was a steady increase in tree survival from 2015 to 2017 (shown in shades of green). The proportion of trees in Good and Excellent conditions changed from year to year, with the proportion of Dead trees steadily decreasing over time.

95. In the Fiscal Year 2017 Budget Support Act of 2016, the Council restored \$199,000 for 1.0 FTE in the Urban Forestry Administration. DDOT anticipated that the position would be filled in March of 2017. Has this position been filled?

This position was advertised and filled in Fiscal Year 2017. The staff member continues to serve in the same position at the present time.



DDOT Organizational Structure and Responsibilities by Administration and Subdivision

DDOT is structured based on four administrations, Project Delivery, Operations, Administrative, Performance and the Office of the Director.

The **Office of the Director** is responsible for the oversight and management of the entire agency. The Office of the Director includes the following four subdivisions:

Office of the Deputy Director: Provides support to the Director in the development and implementation of the agency's strategic plan, goals and objectives, and policies and leadership oversight for the each administration.

Office of the General Counsel: Provides legal services to DDOT; protects the agency from liability by rendering legal advice and guidance to agency officials and employees.

Office of the Chief of Staff: Provides support to the Office of the Director and oversees the Deputy Chief of Staff and Safety and Security Division.

Emergency and Risk Management Division

Coordinates and implements emergency preparedness functions on behalf of the department. The office reviews transportation security initiatives, develops emergency action plans, performs public outreach, and ensures the agency is prepared for all levels of emergencies.

Office of External Affairs: Responsible for managing DDOT communications, policy and legislative agenda, and community engagement initiatives.

Public Information Division

Manages media relations, crisis communications, public affairs, strategic planning and counsel, publications, public and stakeholder outreach, special events, and employee communications for the agency.

Policy and Legislative Affairs Division

Manages the development and analysis of transportation policy at the local, regional, and federal levels and the legislative and government affairs strategy for the District's transportation agenda.

Community Engagement Division

Community Engagement is responsible for coordinating, assessing, and helping to address community and ANC requests, educating ANCs and communities on the status of DDOT projects and service requests, and identifying strategic and routine actions for DDOT to take in order to build community support for the District's transportation infrastructure projects and program initiatives.

Transportation Equity & Inclusion Division: Administers compliance programs and policies related to civil rights, accessibility/disability rights, elderly and senior affairs, and equal employment opportunity (EEO) for DDOT. Oversees the Civil Rights Branch, which is responsible for compliance and policies under the Civil Rights Act of 1964, specifically Titles VI and VII, affirmative action programs, and Disadvantaged Business Enterprise (DBE) and Small Business



Enterprise (SBE) programs. Additionally, this office is responsible for implementing a Language Access Program, supportive services for DBEs, and an on-the-job training program for contractor compliance and supportive services

The **Project Delivery Administration** oversees planning, traffic engineering, transit, and capital projects. and includes the following four subdivisions:

DDOT Infrastructure Project Management Division

Responsible for the design, engineering, and construction of roadways and bridge projects in the District of Columbia and manages special/mega construction projects. Teams 1-4 are organized to address design and construction management of road and bridge projects by location. The Quality Assurance and Quality Control Branch is responsible for the quality assurance of the materials used in DDOT's construction projects and includes the following sections: 1) Field Operations/Materials Research Section—monitors construction projects and collects and tests samples to ensure compliance with DDOT standards and specifications; 2) Materials Laboratory Section—conducts laboratory testing of samples and independent assurance testing and maintains laboratory accreditation, and 3) Materials Producers Control Section—provides oversight of material supplier's process control of construction material to ensure compliance with DDOT standards and specifications. The Anacostia Waterfront Initiative/Mega Projects and Stormwater Branch include the following sections: 1) Anacostia Waterfront Initiative/Mega Projects Section—leads the effort in transforming the Anacostia Riverfront by planning, designing, and constructing transportation infrastructure in this area; 2) Special Projects and Utility Coordination Section—provides coordination support with utility companies; DC Plug Team works in collaboration with PEPCO to underground power lines; and the right of way team is responsible for coordinating all right of way activities; 3) Hydraulics Section—oversees drainage issues in the public right-of-way and ensures projects meet hydraulic and drainage requirements; and 4) Green Infrastructure Section—oversees stormwater reduction activities using green infrastructure and Low Impact Development practices and maintains these facilities and ensures compliance with stormwater permits issued by the Environmental Protection Agency and the DC Department of Energy and the Environment.

DDOT Planning and Sustainability Division

Establishes broad strategic goals to guide multimodal transportation program development through plan review and is supported by four branches. The Environmental Program Branch incorporates environmental management into the DDOT decision-making process in order to provide context-sensitive and environmentally sustainable solutions for the Department's operations and District's transportation projects and ensure compliance with relevant NEPA and DCEPA regulations. The Strategic Planning Branch prepares strategic goals and multi-modal plans for the entire District, while also focusing on specific neighborhood needs and the development of pedestrian and bicycle transportation networks. This branch also coordinates the development of the regional Transportation Improvement Program (TIP) and the Statewide Transportation Improvement Program (STIP). The Systems Planning Branch advances project level planning of major transportation projects, evaluates the transportation impacts of private land development projects, and manages the Agency's research function. This Branch consists of three sections: Research—manages the Agency's research program and coordinates with various internal Agency stakeholders performing research projects; Project Review—manages the



review of zoning and permitting cases along with various transportation planning projects in conjunction with the Major Projects Team, and participates in various transportation planning projects to provide insight relating to permitting or land development; and Major Projects—responsible for managing large transportation projects through the planning process such as streetcar, bridge projects, and freeway modifications, and participates in various projects to provide technical direction and oversight. The Active Transportation Branch consists of three sections: Active Transportation Programs--develops and implements innovative programs to support non-automobile travel, including Capital Bikeshare, Transportation Demand Management, and Safe Routes to School, and manages multi-disciplinary activities of program management, outreach and marketing, and education; Active Transportation Design—includes modal planning and design experts focused on bicycle, pedestrian, and freight issues and advances the District's multi-modal transportation and sustainability goals; and Highway Safety—responsible for the District's child safety seat program and administering funds from the National Highway Safety Administration including coordination of the District's Highway Safety Plan with other agencies.

DDOT Transit Delivery Division

Responsible for planning, operating, and maintaining safe, efficient, and affordable premium transit services to support and augment the District's diverse transportation systems, including the DC Circulator and Streetcar. Provides funding, policy recommendations, and coordination of services with the Washington Metropolitan Area Transit Authority (WMATA). The Transit Safety Branch—provides safety oversight in concert with Federal Transit Administration regulations of DC Circulator and Streetcar systems; Mass Transit Branch (WMATA Oversight)—provides funding, policy recommendations, and coordination of services with WMATA, including managing the School Subsidy Program; Transit Operations Branch—responsible for daily operations of the DC Circulator and planning and implementing system changes and upgrades to ensure safe and reliable bus service; Streetcar Branch—responsible for managing the daily operations of the DC Streetcar system and overseeing the contract for the operation of the Streetcar system to ensure it provides safe and reliable service to the public; and Freight and Passenger Rail Branch—provides oversight of DDOT's responsibilities regarding regional freight and passenger rail service.

DDOT Traffic Engineering and Signals Division

Plans and designs the District's traffic control and management assets and infrastructure for the safe and efficient movement of pedestrians and vehicles; coordinates and manages the completion of specialized multi-year programs and projects that involve the conceptual development, design, implementation, and management of traffic control measures. This Division consists of two branches: Traffic Signals—plans, designs, and constructs traffic signals to improve pedestrian and vehicular traffic safety/mobility and helps meet the traffic control demands in the District; and develops and implements optimized timing plans for the DC signal system in a five-year cycle to improve multi-modal traffic operations; and Traffic Engineering Branch—plans, designs, and implements the Highway Safety Improvement Program, provides District-wide project plan review support, and manages the annual traffic data collection program for the District.



The **Operations Administration** is responsible for maintaining the District's infrastructure assets including roads, bridges, alleys, sidewalks, streetlights, tunnels, traffic signals, signs, and parking meters, providing traffic safety control, reinsuring traffic, managing public space and on-street parking regulations, managing the urban forestry program, and conducting snow removal operations. It comprises five subdivisions: Parking and Ground Transportation, Urban Forestry, Public Space Regulation, Transportation Maintenance, and Traffic Operations and Safety.

Parking and Ground Transportation Division

Responsible for managing the District's curbside parking program comprising approximately 260,000 on-street parking spaces on 26,000 city blocks; completes specialized parking programs and projects using technology and state-of-the-art business practices to most effectively and efficiently manage and operate the District's parking and ground transportation systems. Metered Parking Branch—operates and maintains single and multi-space parking meters, collects revenue, and manages meter payment programs such as pay by cell; Residential Parking/Handicap Parking Branch—manages the residential parking/handicap parking activities and residential centric programs such as the visitor parking pass; Parking and Ground Transportation Policy Branch—supports parking and ground transportation policy development and analytics including the emergence of curbside users such as point-to-point car share; and Commercial Vehicle/Ground Freight Operations Branch—manages commercial vehicle and ground freight operation activities as well as motor coach and inter-city bus operations in the District.

DDOT Urban Forestry Division

Manages and increases the population of District street trees; maintains healthy trees that provide improved air quality and increase water retention to combat runoff and flooding; regulates the removal of mature trees on private property; provides maintenance of vegetated green infrastructure in the DDOT right of way; provides educational information to District residents about the benefits of growing trees and encourages planting of appropriate tree species in the urban environment; provides tree maintenance services such as pruning and disease control; and removes damaged trees and cleans up tree debris and stumps in order to provide safe sidewalk and street clearance to the residents of the District. These efforts are distributed across three branches as follows: Tree Management Branch—provides intensive management of the District's street trees including inspections, installations, and removals, addresses public service requests, and manages green infrastructure located in the public right of way; Grants, Outreach, Enforcement, and Plan and Development Review Branch—delivers and coordinates comprehensive development plan review and applications that impact the public space and street tree canopy; and Tree Services Branch—focuses on rapid deployment and delivery of tree services in response to storms and safety improvements and vegetation management of the off-road bike trail network.

DDOT Public Space Regulation Division

Manages the occupancy of public space by private entities, including public utilities, through the issuance of public space permits, the inspection of work zones in public space, and the excavation and restoration of the public right of way; enforces District laws and regulations governing occupancy of public space; and serves as the main point of contact for all applicants and public inquiries regarding public space permits and inspections.



Maintenance Division

Maintains the integrity, safety, and condition of transportation infrastructure assets through services provided through four branches: Asset Management Branch—responsible for maintaining streets, sidewalks, alleys, bridges, and tunnels for both federal and local transportation assets; Street and Bridge Maintenance Branch—responsible for performing asphalt, masonry, and crack sealing of streets, alleys, and bridges; Streetlight Branch—responsible for managing the performance-based contract to maintain all of the District's lighting assets; and Traffic Signals Branch—maintains the District's Intelligent Transportation System (ITS) infrastructure including traffic signals, ITS communications network, CCTV camera systems, variable message signs, etc.

Traffic Operations and Safety Division

Manages the day-to-day traffic operations for the District through three branches: Transportation Management Center Branch--manages a 24/7 traffic management center (TMC) at HSEMA and a traffic operations center at the Reeves Center to gather and disseminate traffic and emergency information using a network of cameras and other devices; manages the Roadway Operations Patrol that responds to traffic incidents, emergencies, and roadway activities; and the traffic control officer program to prevent congestion through enforcement; Traffic Engineering and Inspections Branch—conducts traffic calming and traffic safety studies, installs traffic calming devices, manages the school crossing guard program to assist students and pedestrians to safely cross intersections throughout the District; and Field Operations Branch—fabricates, installs, and maintains traffic control devices such as signs and pavement markings.

The **Administrative Services Administration** is responsible for formulating and managing budgets and procurements as well as developing policies and procedures to meet the financial and human resource needs of the agency. It supports the transformation of administrative activities from transactional processing to strategically focused resources that directly support the agency's mission and achievement of its performance objectives. It is comprised of three subdivisions: Administrative Services, Resource Allocation, and Davis-Bacon and liaises with two other independent agencies: Office of Contracts and Procurements and the Office of the Chief Financial Officer.

Administrative Services Division

Manages human capital, employee and labor relations, and personnel activities by providing guidance, direction, and interpretation of the Department's personnel, administrative, and operational policies and procedures, as well as consultative personnel services to all administrations through three Human Capital Branches—each one supports a designated Administration. The Workforce and Organizational Development Branch supports the training and learning initiatives and workforce development activities of DDOT staff through implementation of a Training Policy and management of Federal Highway Administration's training funds.



Resource Allocation Division

Responsible for resource management of federal aid and local transportation funds to ensure funds align with District and agency transportation priorities. Prepares, monitors, analyzes, and executes the department's annual budget, including operating, capital, special purpose, and intra-District funds, in a manner that facilitates fiscal integrity, transparency, and accountability while maximizing efficiency and effectiveness of District resources to meet performance objectives.

Davis-Bacon Division

Analyzes contracts and interviews project managers to determine total construction commitments for project implementation and modifications; develops and implements comprehensive labor law enforcement programs tailored to meet the needs of the Department and conducts project investigations of job sites to monitor contractor compliance with wage and hour provisions.

Office of Contracting and Procurement

Provides contract and procurement services to the agency in its ongoing effort to ensure projects, goods, and services are delivered in a manner and cost that is efficient and effective.

Office of the Chief Financial Officer (OCFO)

Provides comprehensive financial management services to, and on behalf of, DDOT to ensure financial integrity and compliance with all financial reporting and auditing requirements.

The **Performance Administration** is responsible for the agency's performance management and ensures performance metrics are adequately measured, tracked, and reported and reflect the Agency's programs, activities, and services. It supports the provision of information technology to improve operations and services; provides direct customer service through the call center and community engagement; and supports the maintenance of facilities, warehouse, and fleet for the Department. It is comprised of the four subdivisions: Information Technology, Customer Service and Clearinghouse, Performance Management, and Support Services.

Information Technology and Innovation Division

Plans, develops, manages, and provides information technology-related services to DDOT and ensures those services are aligned with the agency's strategic goals and objectives and supports operations and service delivery. The Division consists of two branches: Applications and Development Support Branch—designs, builds, and deploys custom Web applications and provides GIS advanced data analytics and data management support for all DDOT administrations; and Infrastructure and Customer Support Branch—provides hardware and software support for all DDOT users, supports and maintains all telecom devices, and supports all hardware and software resources of the DDOT network.



Customer Service Clearinghouse Division

The Customer Service and Clearinghouse Division includes the Call Center which answers calls directly from the public or transferred from the District's 311 system and the Clearinghouse which manages all written correspondence from the public. The purpose of the division is to implement the Mayor's customer service standards so that customers can access and receive DDOT services in a satisfactory, professional, responsible, and timely manner.

Performance Division

This division is responsible for developing, tracking, and reporting the Department's performance metrics in a timely manner to ensure the agency is meeting its strategic goals. The Performance Division also works to improve business processes and analysis of the work order management system, permitting system, and other work processing databases.

Support Services Division

This division plays a key logistical role during emergencies and special events. Provides operational support to all DDOT Administrations through the following branches: Facilities Management Branch--provides interior space planning and design, land acquisition, development, and construction management; Fleet Management Branch--manages the condition and utilization of DDOT fleet vehicles; and Warehouse Management Branch--serves as the central location for the purchase, receipt, storage, issuance, and inventory of materials, supplies, and equipment.



D.C. Department of Transportation Vacancy Report as of 2/16/2018

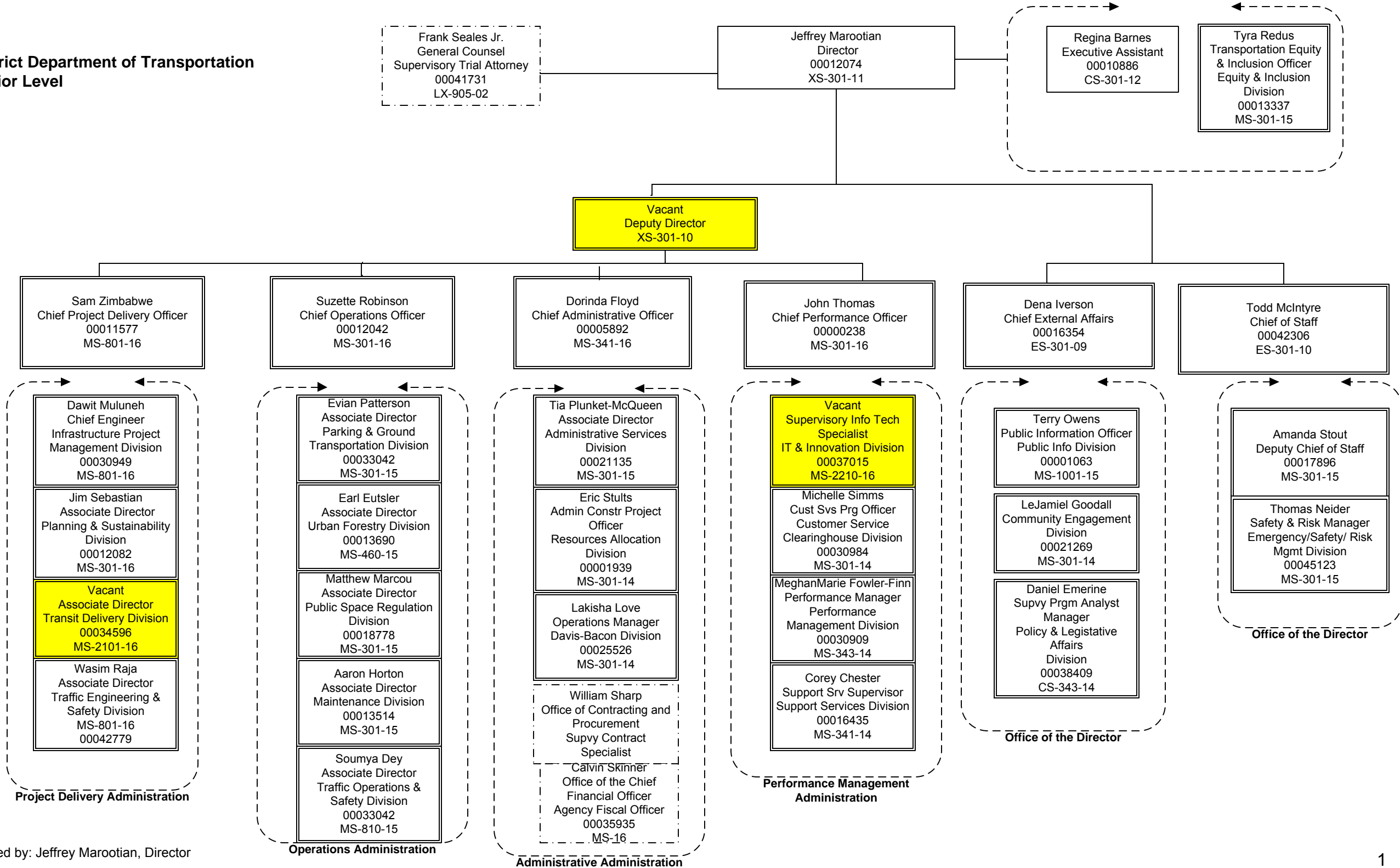
Position Number		Grade	Step	Supervisor	Administration	Status	Notes
00036156	ASPHALT WORKER	5	1	Lott,Joanell S	Operations	TBD	Hold pending DCHR reclassification review (2/14/2018)
00022173	ASPHALT WORKER	7	1	VACANT	Operations	TBD	Hold pending DCHR reclassification review (2/14/2018)
00030878	ASPHALT WORKER	7	1	VACANT	Operations	TBD	Hold pending DCHR reclassification review (2/14/2018)
00009724	Associate Director	7	0	Jones Jr.,Tommie L		TBD	
00034596	Associate Director for Progres	16	0	Zimbabwe,Samuel D	Project Delivery	Recruiting	Interviews occurring on 2/14 and 2/23
00030913	Bicycle Program Specialist	12	1	Sebastian,James R	Project Delivery	Recruiting	Offer extended to candidate on 2/7/18; offer accepted 2/13/18; EOD 3/19/18
00048701	Bicycle/Pedestrian Program Spe	13	1	Sebastian,James R	Project Delivery	TBD	May need to freeze to upgrade CS-4 (00036420) to MS-14
00018348	BRIDGE REPAIRER	10	1	Davila,Isidro	Operations	TBD	Hold pending DCHR reclassification review (2/14/2018)
00026483	BRIDGE REPAIRER	8	1	Lawrence,Brian	Operations	TBD	Hold pending DCHR reclassification review (2/14/2018)
00014656	BUDGET ANALYST	12	1	Valentine,Kathryn J	Administrative	TBD	Recruitment will be by OCFO; no current update as of 2/14/18
00016933	CIVIL ENGINEER	12	1	Kaufmann,Andrew	Operations	TBD	Chief Operating Officer will meet with Associate Directors on her team to discuss plan of action for these positions for construction season
00033797	CIVIL ENGINEER	13	1	Kaufmann,Andrew	Operations	TBD	Chief Operating Officer will meet with Associate Directors on her team to discuss plan of action for these positions for construction season
00030929	Civil Engineer	13	1	Clabaugh,Mark R	Project Delivery	Recruiting	Hiring manager working on question set and posting
00013747	Civil Engineer	12	0	Dorriz,Zahra	Project Delivery	Recruiting	Position posted on DCHR website; closed 2/21/18
00006308	Cust Svc Communications Spec.	9	0	Horton,Aaron	Operations	Recruiting	Position currently on hold pending recruitment of CS-11 Program Analysts in Operations; recruitment will occur thereafter
00045757	Deputy Assistant Director for	14	1	VACANT	Office of the Director	Recruiting	New hire is Carla Longshore; EOD is 3/5/18
00008542	DRAWBRIDGE OPERATOR	9	1	Salmon,Willie M	Operations	TBD	Hold pending DCHR reclassification review (2/14/2018)
00015270	DRAWBRIDGE OPERATOR	9	1	Salmon,Willie M	Operations	TBD	Hold pending DCHR reclassification review (2/14/2018)
00001082	ELECTRICAL ENGINEER	13	0	Roos,Kathryn E	Operations	Recruiting	Hiring manager working on question set
00036555	ELECTRICAL ENGINEER	12	1	Abdi,Jama M	Operations	Recruiting	Recruiter completing SF-52 as of 2/14/18
00015298	ENGINEERING EQUIPMENT OPR	11	1	Lott,Joanell S	Operations		Hold pending DCHR reclassification review (2/14/2018)
00019831	ENGINEERING EQUIPMENT OPR	11	1	Lott,Joanell S	Operations		Hold pending DCHR reclassification review (2/14/2018)
00035519	ENGINEERING EQUIPMENT OPR	10	1	Wooten,George Anthony	Operations	TBD	Hold pending DCHR reclassification review (2/14/2018)
00003072	Engineering Tech. (Civil)	11	1	Edwards,Bernadette	Operations	TBD	Chief Operating Officer will meet with Associate Directors on her team to discuss plan of action for these positions for construction season
00026250	Engineering Tech. (Electrical)	11	1	Cooper,Randolph	Operations	TBD	Hold pending DCHR reclassification review (2/14/2018)
00022831	Engineering Technician	11	1	Petrosian,Levon G	Operations		Recruiter sent Levon job description for edits on 1/12/18; Sandra checked back with him on 1/17/18 for update
00005424	Engineering Technician	11	1	Baynes,Karl	Operations	Recruiting	Recruiting is occurring for this position's supervisor; once the supervisory position is filled, recruitment will occur for this position, but position will be filled in time for construction season (1/30/2018)
00018553	Engineering Technician (Civil)	7	1	Edwards,Bernadette	Operations	TBD	Hold pending DCHR reclassification review (2/14/2018)
00015396	Forester (Urban)	9	1	Chapman,Jack A	Operations	Recruiting	Position posted on DCHR website; closes 2/20/18
00037011	IT Specialist	12	1	Raboy,Kelli	Operations	Recruiting	Position has already closed for applicants; recruiter has obtained name of candidates to interview on 2/12/18 and will begin to conduct interview scheduling
00030872	Laborer	4	1	Wood,Leslie	Operations		

00034135	Lead Safety Technician	4	1	Ambrose,Eric A	Operations	Recruiting	Hiring manager working on question set and job posting
00008579	Lead Safety Technician	4	1	Green,Robert A	Operations	Recruiting	Hiring manager working on question set and job posting
00048629	Lead Safety Technician	4	1	Green,Robert A	Operations	Recruiting	Hiring manager working on question set and job posting
00028589	Lead Safety Technician	4	1	Thweatt,Dena R	Operations	Recruiting	Hiring manager working on question set and job posting
00094530	Lead Safety Technician	4	0	Thweatt,Dena R	Operations	Recruiting	Hiring manager working on question set and job posting
00094531	Lead Safety Technician	4	0	Thweatt,Dena R	Operations	Recruiting	Hiring manager working on question set and job posting
00088988	Lead Traffic Control Officer	11	0	Hall,Michael D	Operations	TBD	Position 00088989 will be hired first (to oversee this position) and then recruitment will occur
00088991	Lead Traffic Control Officer	11	0	Hall,Michael D	Operations	TBD	Position 00088989 will be hired first (to oversee this position) and then recruitment will occur
00094545	Management Analyst	11	1	Sebastian,James R	Project Delivery	Recruiting	Upgrading to Transportation Planner CS-12
00030883	Management Liaison Specialist	13	0	McQueen,Tia	Administrative	Recruiting	Final candidate selected; EOD is 2/18/18
00020037	Management Liaison Specialist	13	1	Messam,Steven E	Administrative	TBD	Position pending recertification by DCHR 2/14/18
00037009	MOTOR VEHICLE OPERATOR	8	1	Lawrence,Brian	Operations	TBD	
00016619	MOTOR VEHICLE OPERATOR	8	1	Lott,Joanell S	Operations	TBD	
00022879	MOTOR VEHICLE OPERATOR	8	1	Whren,James A	Operations	TBD	
00030956	Policy Analyst	13	1	McIntyre,Todd	Office of the Director	Recruiting	Interviews have already occurred; ASD reachign out to cnadidate on 2/14/18 to begin reference check process
00046060	Policy Analyst	13	0	Emerine,Daniel J	Office of the Director	Recruiting	Interviews have already occurred; final candidate identified. References are complete; candidate is compiling employment verifications
00003478	Policy Analyst	13	1	Patterson,Evan E.	Operations		
00030897	PROGRAM ANALYST	13	1	Redus,Tyra	Office of the Director	Recruiting	Position closed on DCHR website; two panelists have been identified, working with hiring manager to identify the third
00000849	Program Analyst	12	0	McIntyre,Todd	Office of the Director	Recruiting	Position has already closed on DCHR website; hiring manager is reviewing resumes
00011990	Program Analyst	12	1	Fowler-Finn,Meghan Marie	Performance	Recruiting	Position has already closed on DCHR website; hiring manager is reviewing resumes
00009459	Program Analyst	12	1	Floyd,Dorinda	Administrative	Recruiting	Reassigned to COS pending recruitment activity
00022325	Program Analyst	11	0	Chester,Corey	Performance	Recruiting	Recruiter met with hiring manager on 2/14/18; interviews occurred on week of 2/5/18, but one candidate was out of town. The interview with this candidate will occur on week of 2/19/18
00093511	Program Analyst	11	1	Thomas,John P	Performance	Recruiting	Recruiter met with hiring manager on 2/14/18; interviews occurred on week of 2/5/18, but one candidate was out of town. The interview with this candidate will occur on week of 2/19/18
00094544	Program Analyst	12	1	Sebastian,James R	Project Delivery	Recruiting	Recruiter met with hiring manager on 2/14/18; interviews occurred on week of 2/5/18, but one candidate was out of town. The interview with this candidate will occur on week of 2/19/18
00025370	Program Analyst	11	0	Lawrence,Brian	Operations		There are seven Program Analyst vacancies in Operations; 3 positions have already been posted (interviews occurred on week of 2/5), and were held up due to eRecruit issues. The remaining four will be filled after the hiring of the three internal vacancies
00008196	Program Analyst	11	0	Robinson,Suzette	Operations	Recruiting	There are seven Program Analyst vacancies in Operations; 3 positions have already been posted (interviews occurred on week of 2/5), and were held up due to eRecruit issues. The remaining four will be filled after the hiring of the three internal vacancies

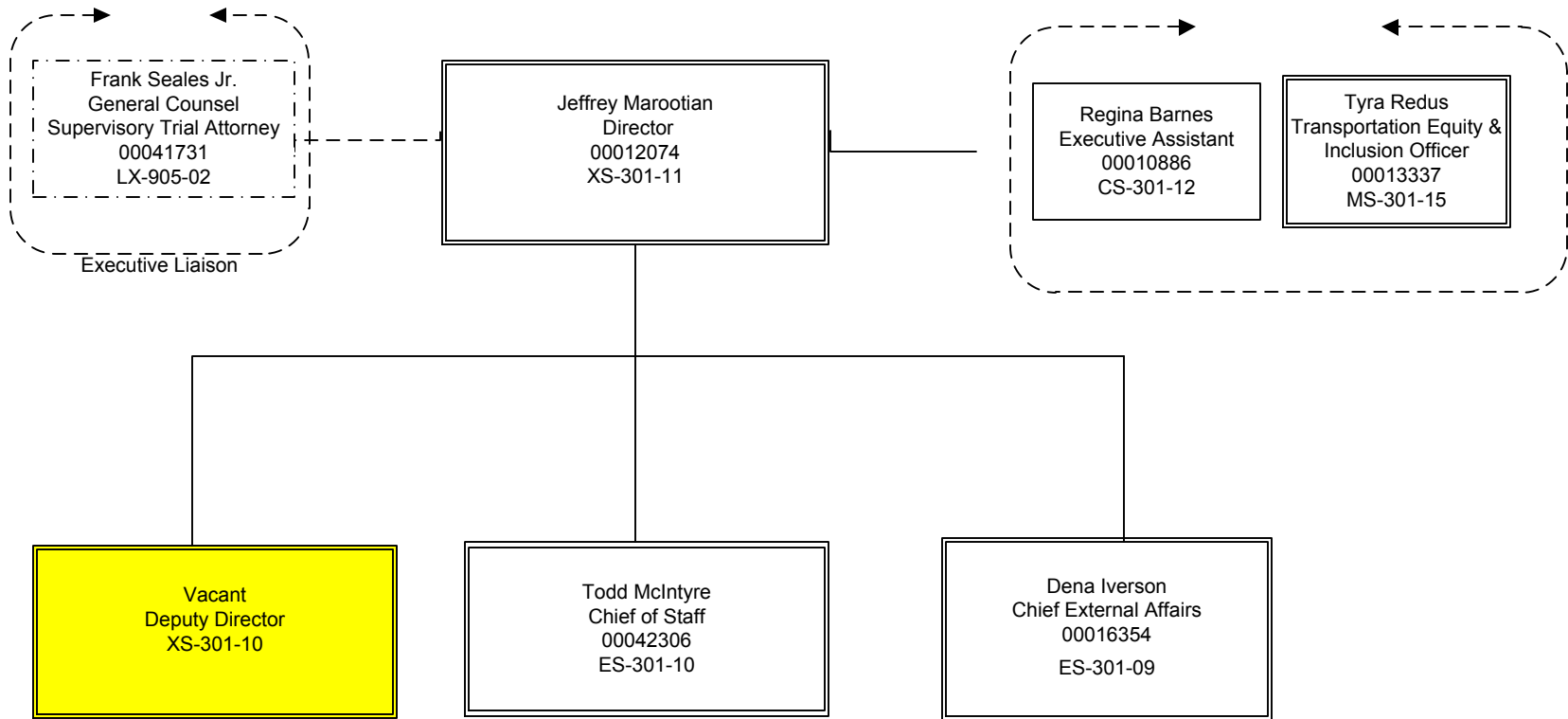
00038839	Program Analyst	11	0	Robinson,Suzette	Operations	Recruiting	There are seven Program Analyst vacancies in Operations; 3 positions have already been posted (interviews occurred on week of 2/5), and were held up due to eRecruit issues. The remaining four will be filled after the hiring of the three internal vacancies
00042898	Program Analyst	11	0	Strange,James E	Operations	Recruiting	There are seven Program Analyst vacancies in Operations; 3 positions have already been posted (interviews occurred on week of 2/5), and were held up due to eRecruit issues. The remaining four will be filled after the hiring of the three internal vacancies
00015526	Program Analyst	11	0	Tenbrook,Charles H	Operations	Recruiting	There are seven Program Analyst vacancies in Operations; 3 positions have already been posted (interviews occurred on week of 2/5), and were held up due to eRecruit issues. The remaining four will be filled after the hiring of the three internal vacancies
00046070	Program Analyst	11	0	Simms,Michelle Mccoy	Performance		
00034601	Public Affairs Specialist	14	0	Owens,Terry	Office of the Director	Recruiting	Interviews occurred on week of 2/5/18; hiring managers (two) are connecting on week of 2/12/18 to determine next steps
00013901	PUBLIC SPACE MGR	14	0	Marcou,Matthew J	Operations	Recruiting	
00018569	Roadway Maintenance Supervisor	7	1	Davila,Isidro	Operations	TBD	
00003954	Roadway Maintenance Supervisor	7	1	VACANT	Operations	TBD	
00013947	ROADWAY MAINTENANCE SUPV	13	0	Lawrence,Brian	Operations	TBD	
00035099	Safety Manager	14	0	Neider, Thomas	Office of the Director	Recruiting	Position posted on DCHR website; closes 2/15/18
00048616	Safety Tech (Trainee)	2	1	Ambrose,Eric A	Operations	TBD	Needs to be upgraded grade 3 - HOLD for School Program
00094513	Safety Technician	3	0	Thweatt,Dena R	Operations	Recruiting	B. Brown - pending suitability results
00094514	Safety Technician	3	0	Thweatt,Dena R	Operations	Recruiting	C. Banks - verification in process
00048658	Safety Technician	3	1	Ambrose,Eric A	Operations	TBD	HOLD for School Program
00019646	Safety Technician	3	1	Green,Robert A	Operations	TBD	HOLD for School Program
00028672	Safety Technician	3	0	Green,Robert A	Operations	TBD	HOLD for School Program
00025696	Safety Technician	3	1	Herriot,Jack L	Operations	TBD	HOLD for School Program
00093523	Safety Technician	3	0	Thweatt,Dena R	Operations	TBD	HOLD for School Program
00094519	Safety Technician	3	0	Thweatt,Dena R	Operations	TBD	HOLD for School Program
00094520	Safety Technician	3	0	Thweatt,Dena R	Operations	TBD	HOLD for School Program
00094521	Safety Technician	3	0	Thweatt,Dena R	Operations	TBD	HOLD for School Program
00094522	Safety Technician	3	0	Thweatt,Dena R	Operations	TBD	HOLD for School Program
00094518	Safety Technician	3	0	Thweatt,Dena R	Operations	Recruiting	I. Brown - verification in process
00094512	Safety Technician	3	0	Thweatt,Dena R	Operations	Recruiting	J. Pierre - verification in process
00093515	Safety Technician	3	0	Thweatt,Dena R	Operations	Recruiting	Ongoing screening from Nov. 4 job fair
00048666	Safety Technician	3	0	Godfrey,Jason G	Operations	Recruiting	Ongoing screening from November 4 job fair
00028596	Safety Technician	3	1	Green,Robert A	Operations	Recruiting	Ongoing screening from November 4 job fair
00093535	Safety Technician	3	0	Green,Robert A	Operations	Recruiting	Ongoing screening from November 4 job fair
00003746	Safety Technician	3	1	Herriot,Jack L	Operations	Recruiting	Ongoing screening from November 4 job fair
00009984	Safety Technician	3	1	Herriot,Jack L	Operations	Recruiting	Ongoing screening from November 4 job fair
00015753	Safety Technician	3	1	Herriot,Jack L	Operations	Recruiting	Ongoing screening from November 4 job fair
00093726	Safety Technician	3	0	Thweatt,Dena R	Operations	Recruiting	Ongoing screening from November 4 job fair
00094515	Safety Technician	3	0	Thweatt,Dena R	Operations	Recruiting	Ongoing screening from November 4 job fair
00094502	Safety Technician	3	0	Thweatt,Dena R	Operations	Recruiting	P. Walker - verification in process
00094511	Safety Technician	3	0	Thweatt,Dena R	Operations	Recruiting	T. Brown - pending suitability results
00093531	Safety Technician	3	0	Thweatt,Dena R	Operations	Recruiting	T. Brown - verification in process
00094517	Safety Technician	3	0	Thweatt,Dena R	Operations	Recruiting	T. Johnson - verification in process
00024240	Safety Technician	3	1	Ambrose,Eric A	Operations	Recruiting	

00016145	SENIOR BUDGET ANALYST	13	0	Valentine,Kathryn J	Administrative	TBD	Recruitment will be by OCFO; no current update as of 2/14/18
00025172	Special Assistant	13	0	Stout,Amanda	Office of the Director	Recruiting	New hire confirmed; EOD is 3/4/18
00005561	Special Assistant	5	0	Jones Jr.,Tommie L		TBD	Reassigned back to agency from EOM. Not currently showing up in DDOT's PeopleSoft
00030893	STAFF ASSISTANT	9	1	VACANT	Project Delivery	Recruiting	Interviews occurred on week of 2/5; recruiter touching base with hiring manager regarding next steps on week of 2/12/18
00024207	STREET SIGN INSTALLER MVO	9	1	Stewart,Charles Jr	Operations	Recruiting	Final candidate identified; recruiter completing employment verifications and reference checks as of 2/14/18
00004236	Supervisory Engineering Tech.	13	1	Perez,Benito O	Operations		Hold pending DCHR reclassification review (2/14/2018)
00030946	Supervisory General Engineer (15	0	Robinson,Suzette	Operations	Recruiting	Position posted on DCHR website; closes 2/25/18
00006140	Supervisory General Engineer (15	0	Raja,Ahmed W	Project Delivery		
00006774	Supervisory Management and Pro	13	0	Robinson,Suzette	Operations	Recruiting	Hiring manager working on question set and job posting
00012815	Supervisory Traffic Control Of	11	1	Strange,James E	Operations	Recruiting	Hiring manager has position description (sent on 1/29/18)
00020109	Supvy Civil Engineer	14	1	Horton,Aaron	Operations		
00024015	Supvy Civil Engineer	14	0	Raja,Ahmed W	Project Delivery		
00001620	SUPVY CIVIL ENGINEER (Transportat	13	0	Marcou,Matthew J	Operations	Recruiting	Hiring Manager working on question set
00005069	SUPVY ENGINEERING TECH	13	0	Garrett,Elliott M	Operations		
00037015	Supvy Info Tech Spec	16	0	Thomas,John P	Performance	TBD	TBD based on conversation between Director, Chief Administrative Officer, and Chief Performance Officer
00088989	Supvy Traffic Control Officer	12	0	Strange,James E	Operations	Recruiting	Posted on DCHR website 2/14/18; closes 3/1/18
00013793	Supvy Transp. Mgmt Planner	14	1	Sebastian,James R	Project Delivery	Recruiting	Question sets and posting information complete; awaiting confirmation from OCFO about unfreezing a number to hire 2 STMP
00046196	Supvy Transp. Mgmt Planner	14	1	Zimbabwe,Samuel D	Project Delivery	Recruiting	Working with iLex Law to sponsor candidate's visa
00023838	Traffic Control Officer	7	0	Godfrey,Jason G	Operations	Recruiting	Awaiting interview schedule from hiring manager 2/13/18
00026052	Traffic Control Officer	7	0	Wren-Perkins,Nettina C	Operations	Recruiting	Awaiting interview schedule from hiring manager 2/13/18
00026469	Traffic Control Officer	7	0	Wren-Perkins,Nettina C	Operations	Recruiting	Awaiting interview schedule from hiring manager 2/13/18
00022282	Traffic System Operator	7	1	Tenbrook,Charles H	Operations	Recruiting	Application forwarded to hiring manager 2/14/18
00088990	Training Specialist	12	0	Strange,James E	Operations		Hold pending DCHR reclassification review (2/14/2018)
00088993	Training Specialist	12	0	Strange,James E	Operations		Hold pending DCHR reclassification review (2/14/2018)
00094546	Transport. Planner (Mass Trans	13	1	VACANT	Project Delivery	TBD	Position's manager begins on 3/5/18; recruitment will begin thereafter
00038114	Transportation Engineer	13	1	Raboy,Kelli	Operations	TBD	Team member may be reassigned to this position, but Chief Operating Officer is speaking to candidate first
00016476	Transportation Management Spec	12	1	Egan,Sean	Project Delivery	Recruiting	Interview scheduled for 2/23/18
00021360	Transportation Management Spec	12	1	Egan,Sean	Project Delivery	Recruiting	Position posted on DCHR website; closes 2/14/18
00004878	TRANSPORTATION PLANNER	13	1	Sebastian,James R	Project Delivery	Recruiting	Hiring manager working on question set and posting
00032862	Transportation Spec (Traff Op)	13	1	Elekwachi,Ogechi	Operations	Recruiting	Hiring Manager is working on question set for posting to occur; prioritization is with Deputy AD position first.
Total Vacancies:		125					

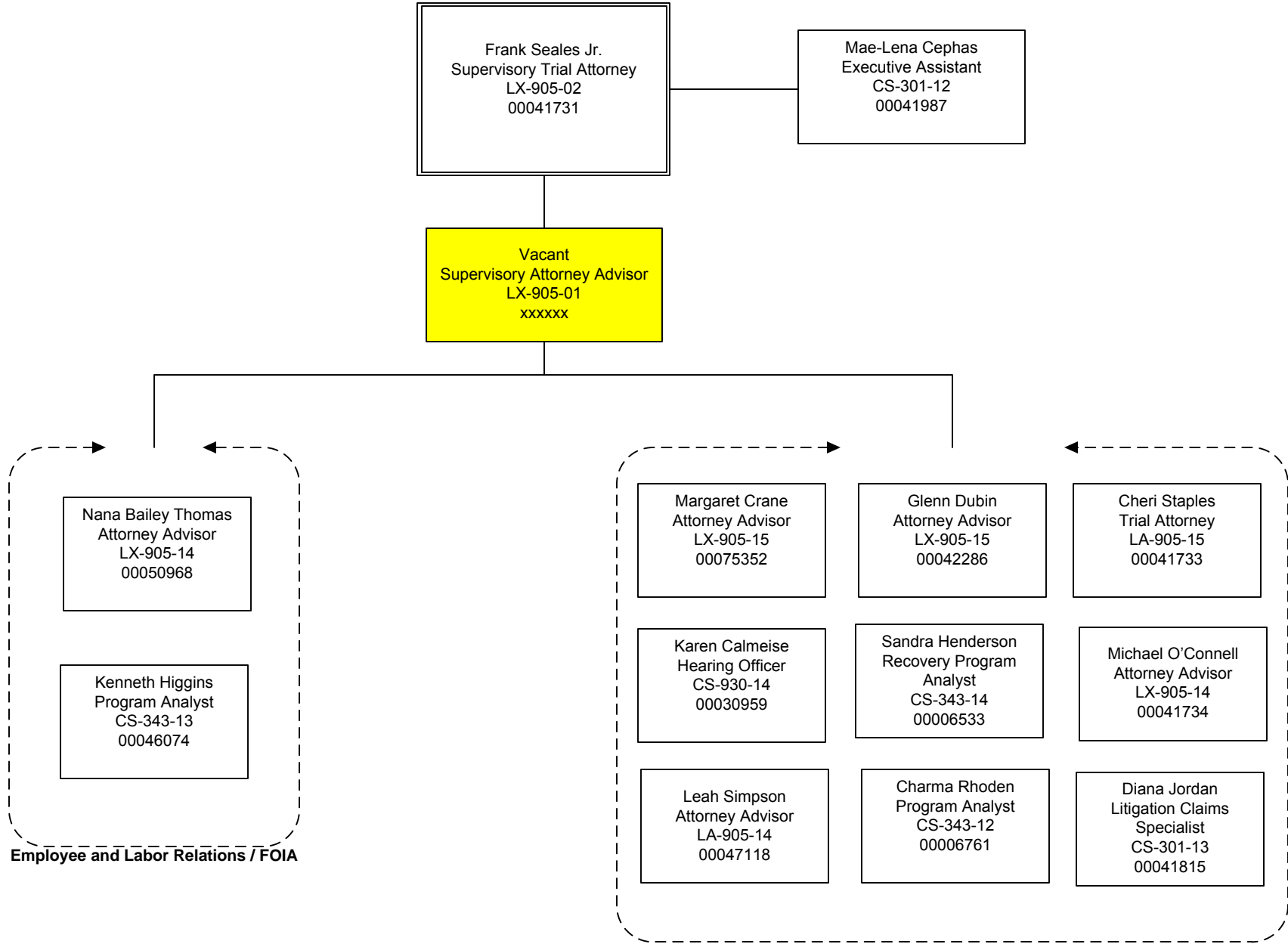
District Department of Transportation
Senior Level



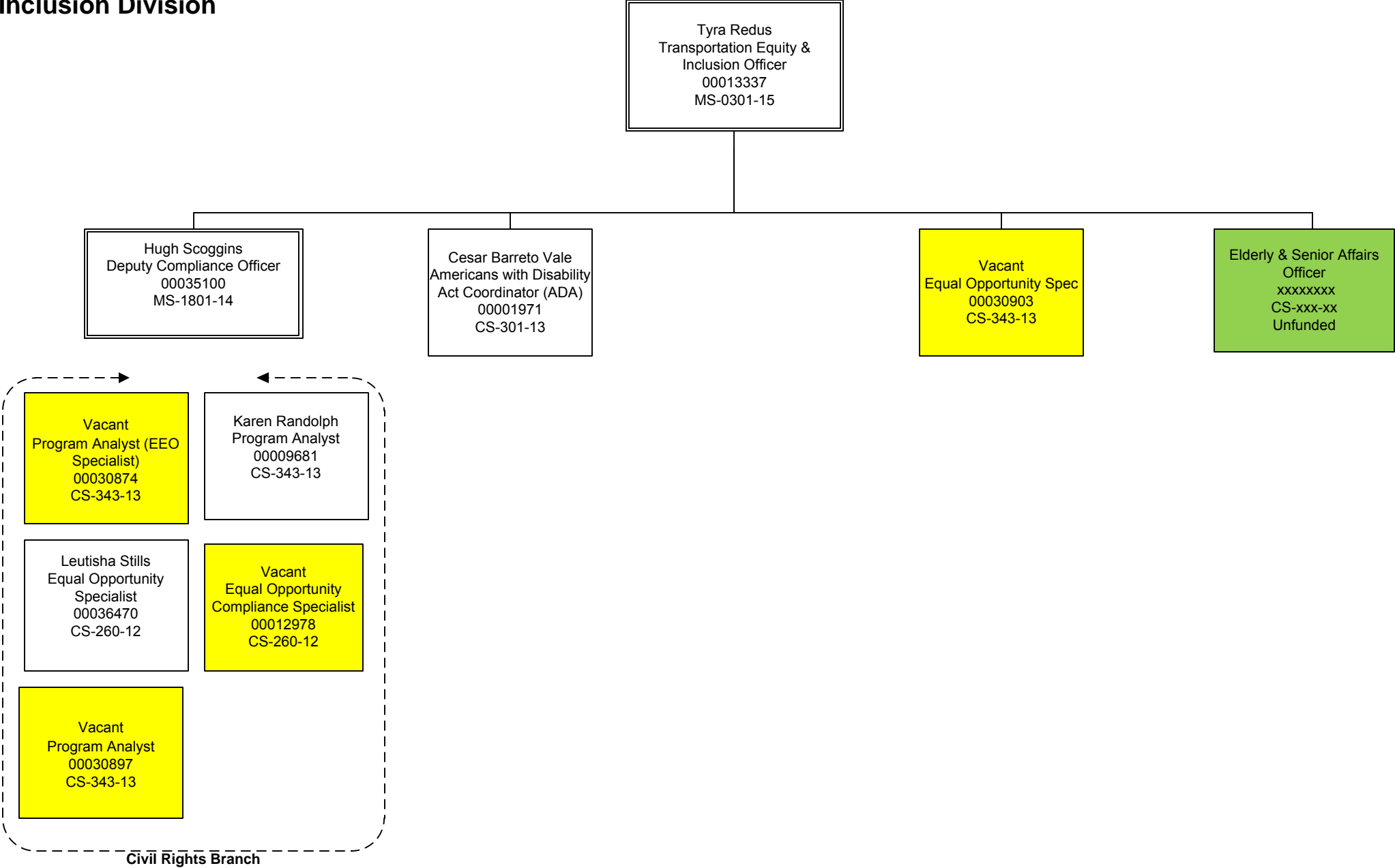
District Department of Transportation
Office of the Director



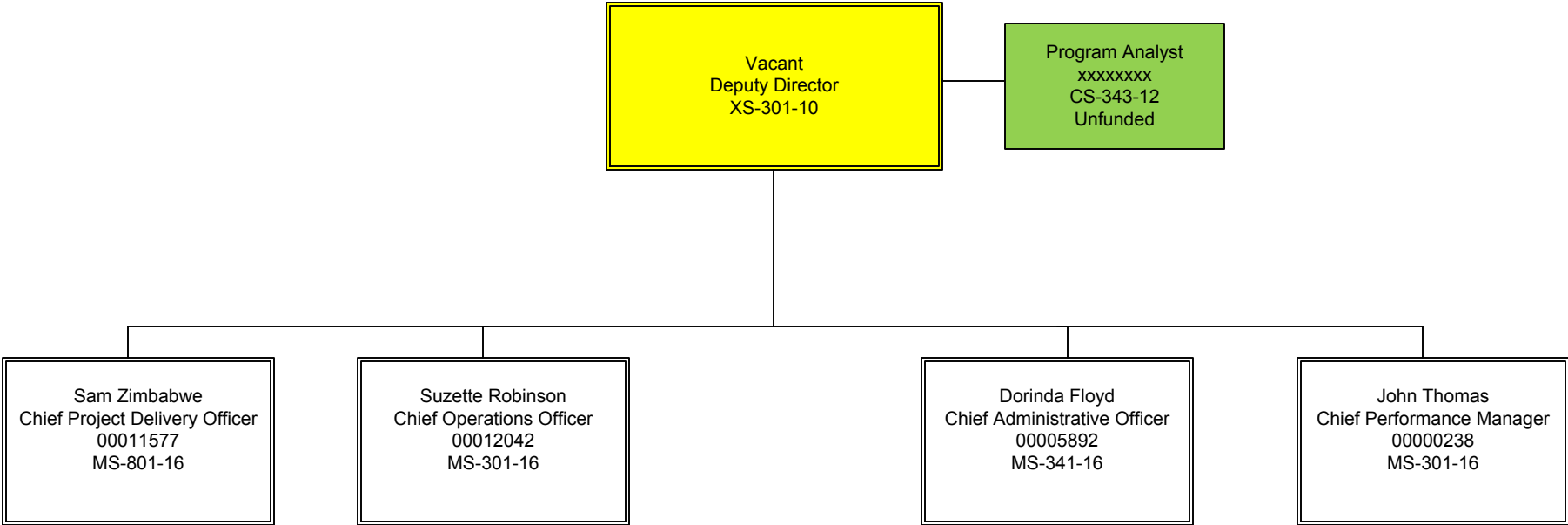
District Department of Transportation
Office of the General Counsel



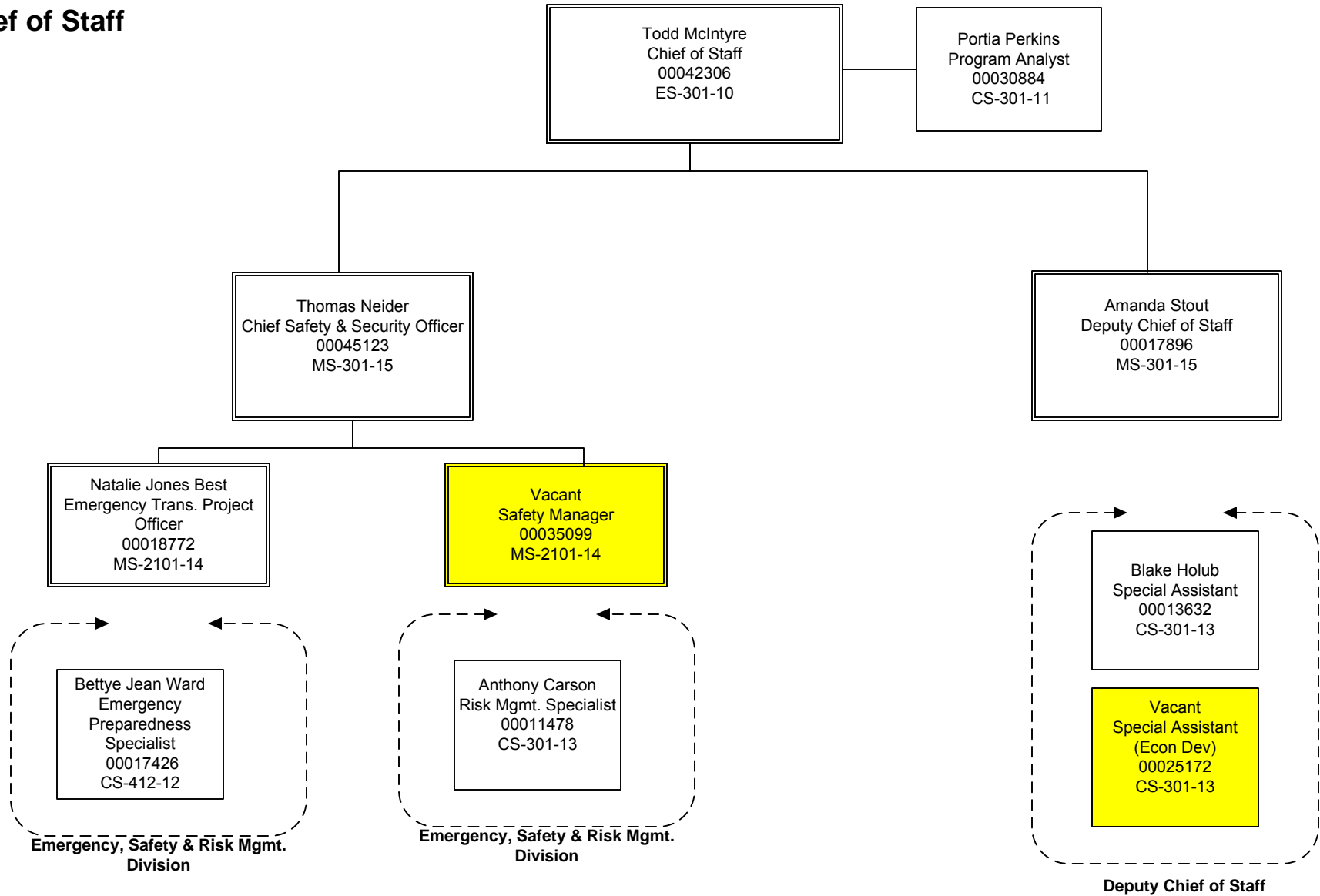
District Department of Transportation
Office of the Director
Equity & Inclusion Division



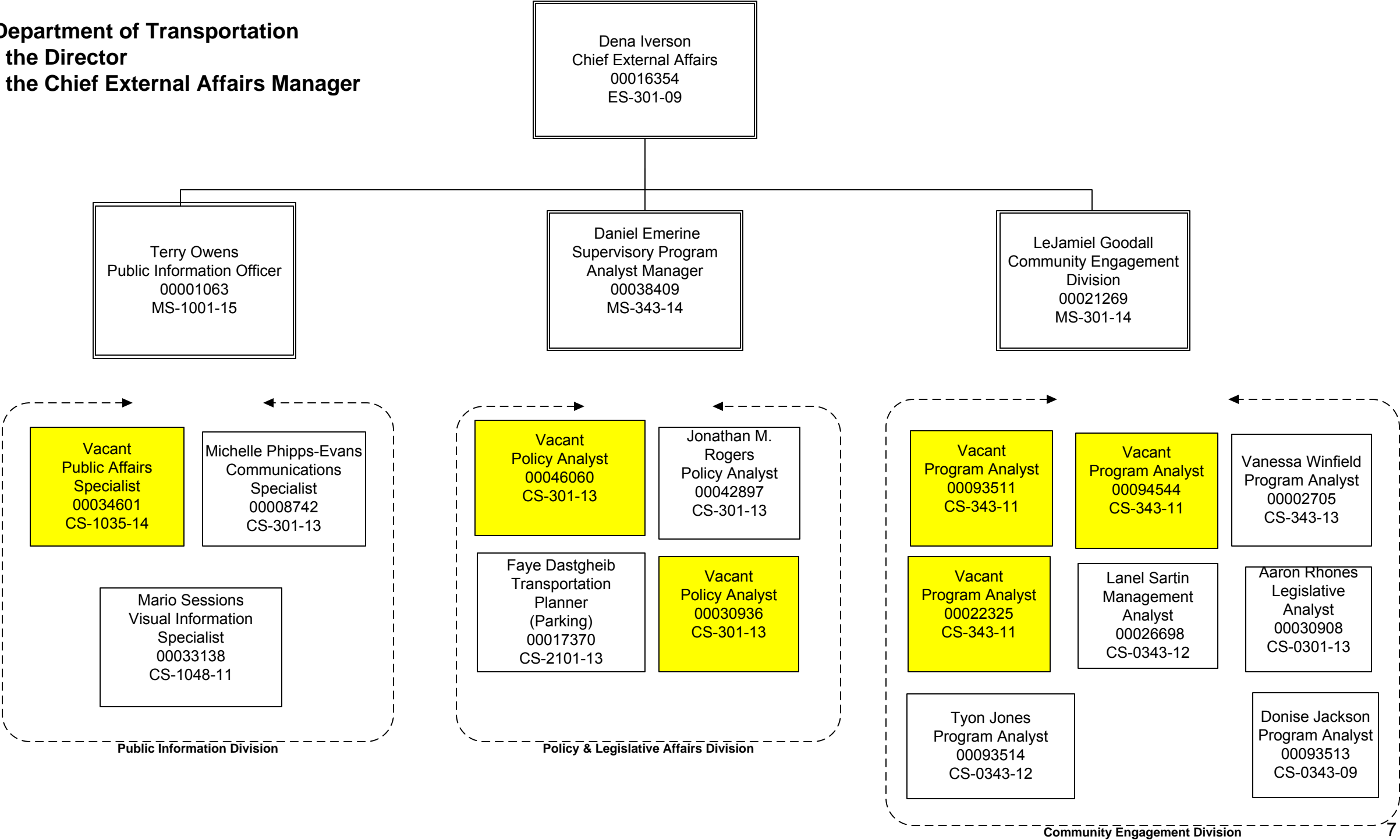
District Department of Transportation
Office of the Director
Office of the Deputy Director



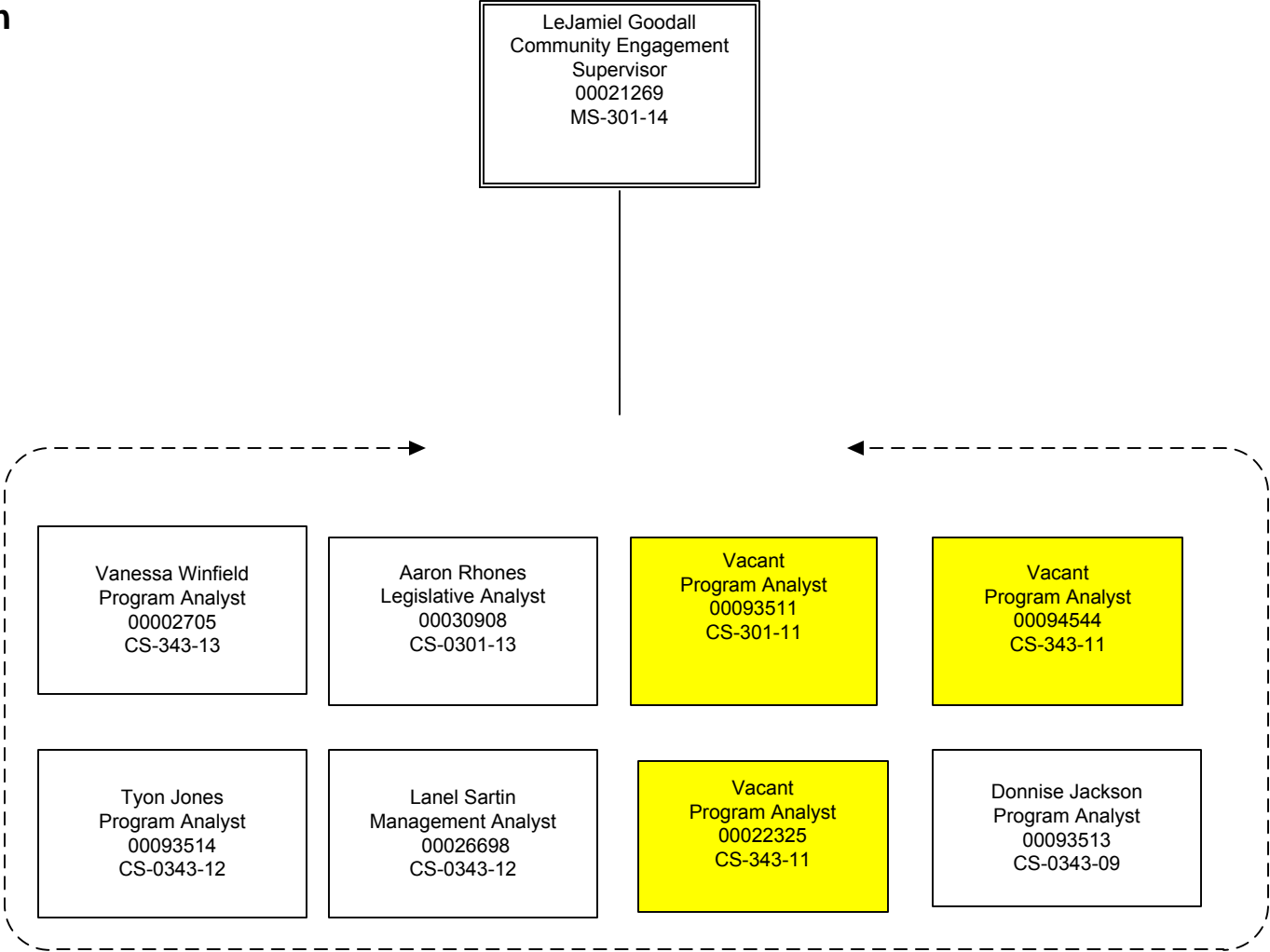
District Department of Transportation
Office of the Director
Office of the Chief of Staff



District Department of Transportation
Office of the Director
Office of the Chief External Affairs Manager



District Department of Transportation
Performance Management Administration
Community Engagement Division



District Department of Transportation
Project Delivery Administration
Office of the Chief Project Delivery
Officer

Sam Zimbabwe
Chief Project Delivery Officer
00011577
MS-801-16

Dawit Muluneh
Chief Engineer
00030949
MS-801-16

Infrastructure Project Management Division

Jim Sebastian
Associate Director
Planning & Sustainability Division
00012082
MS-301-16

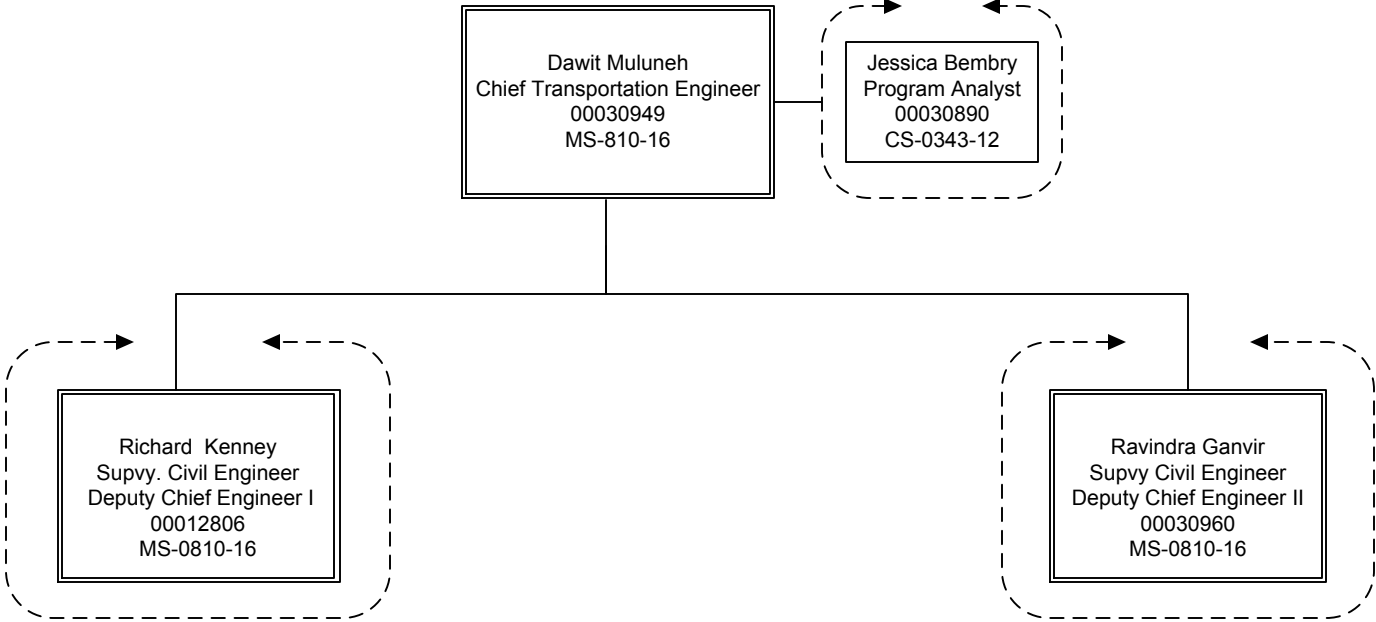
Planning & Sustainability Division

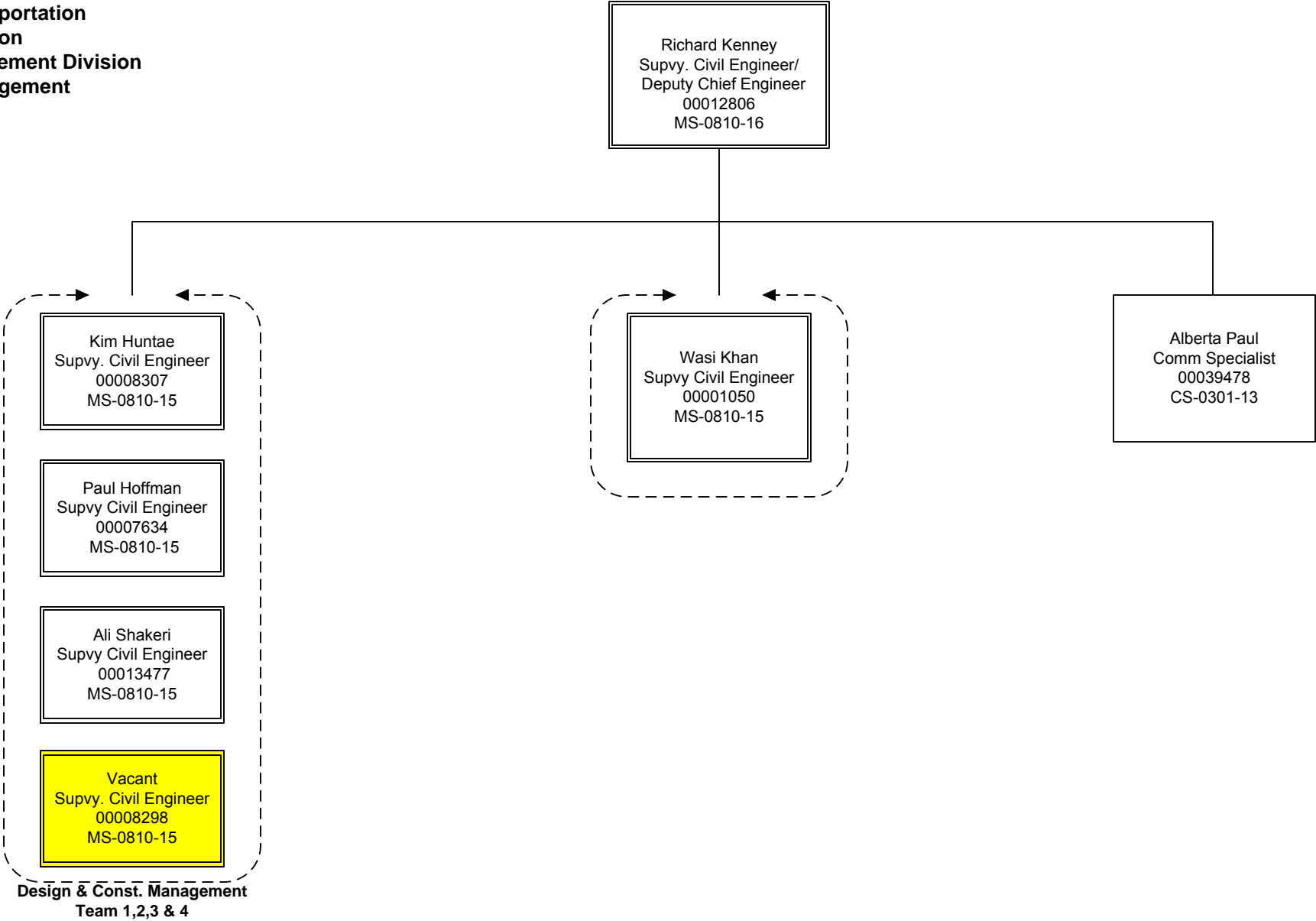
Vacant
Associate Director
Transit Delivery Division
00034596
MS-2101-16

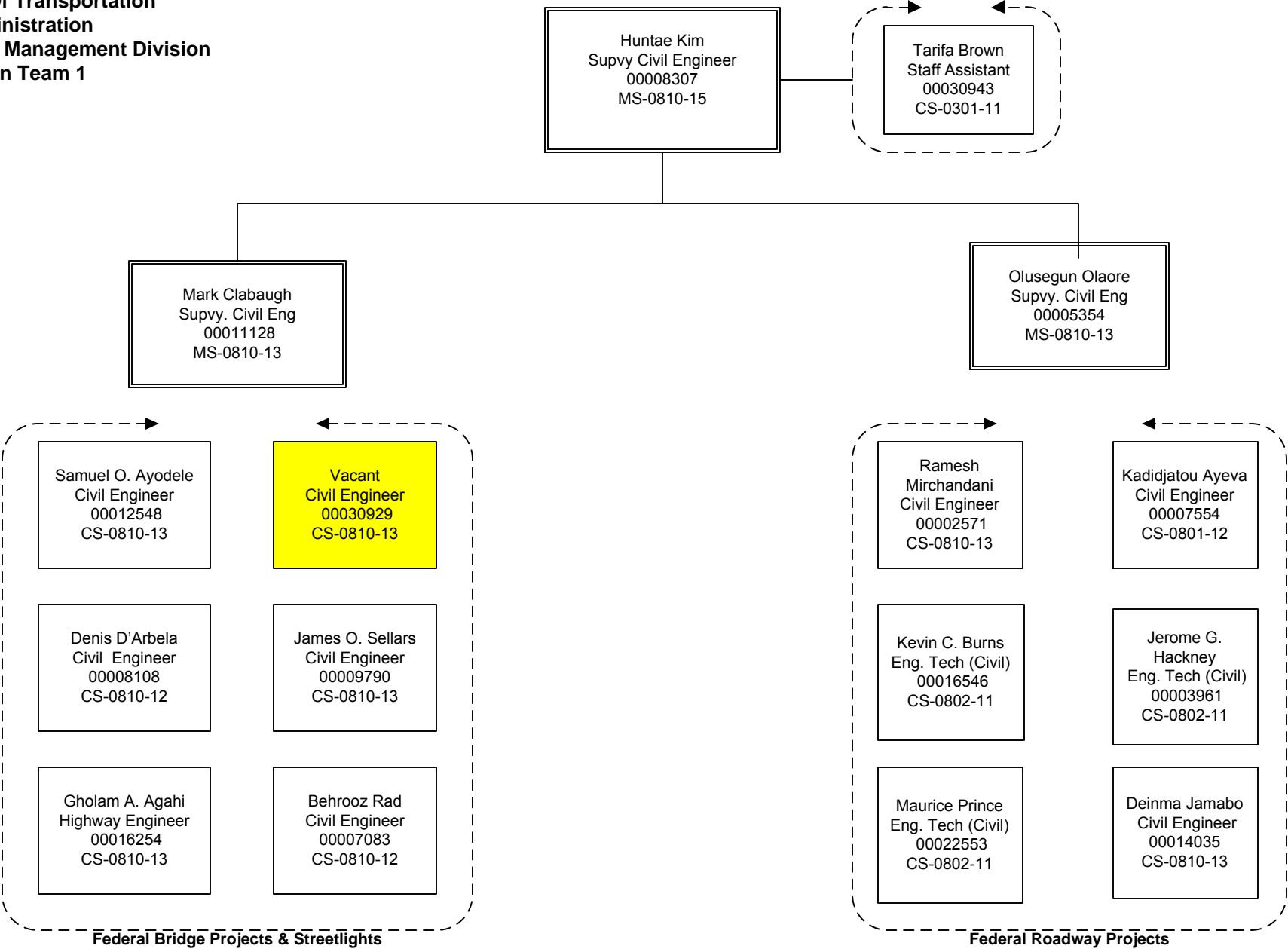
Transit Delivery Division

Wasim Raja
Associate Director
Traffic Engineering & Safety
Division
00042779
MS-801-16

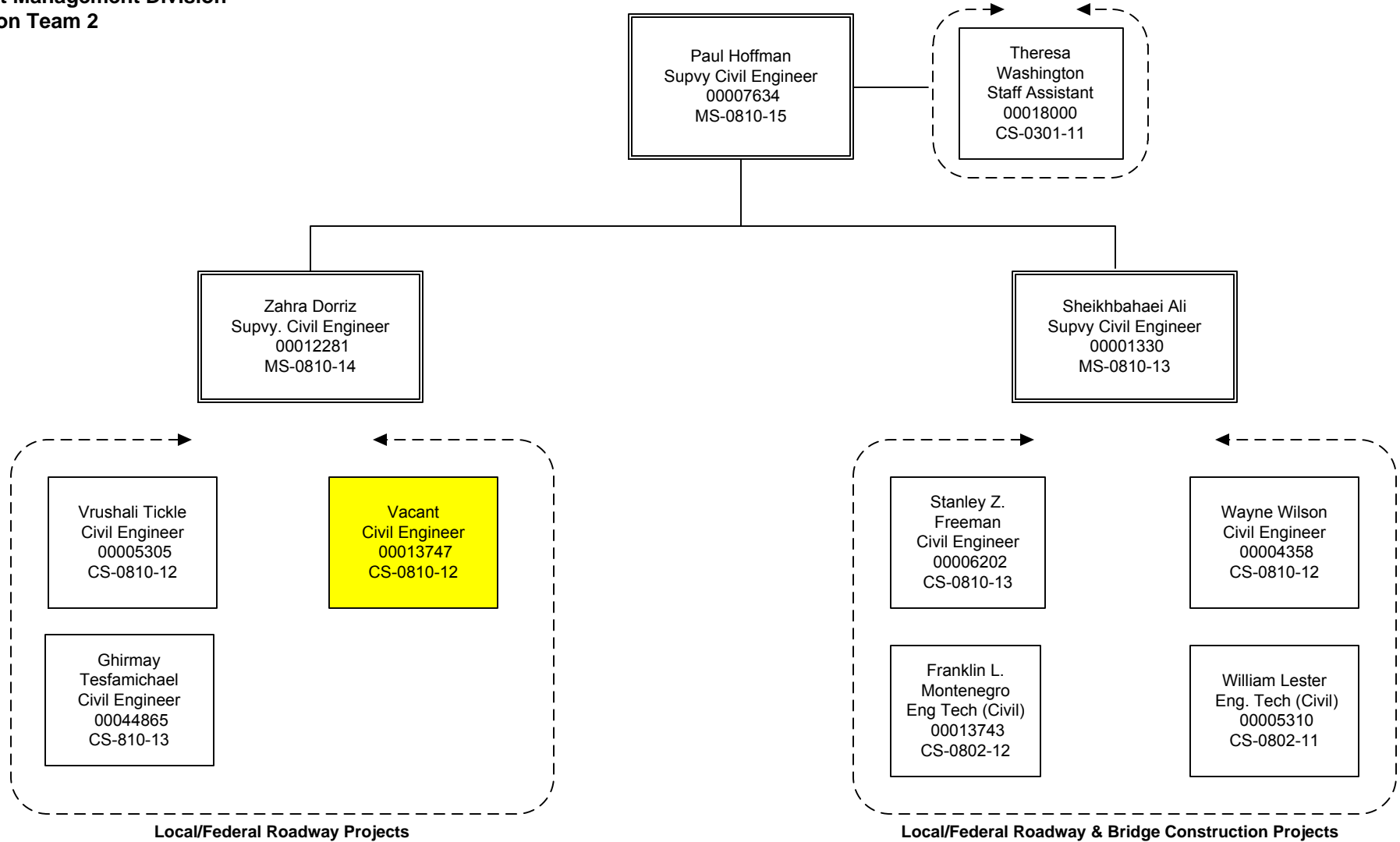
Traffic Engineering & Safety Division

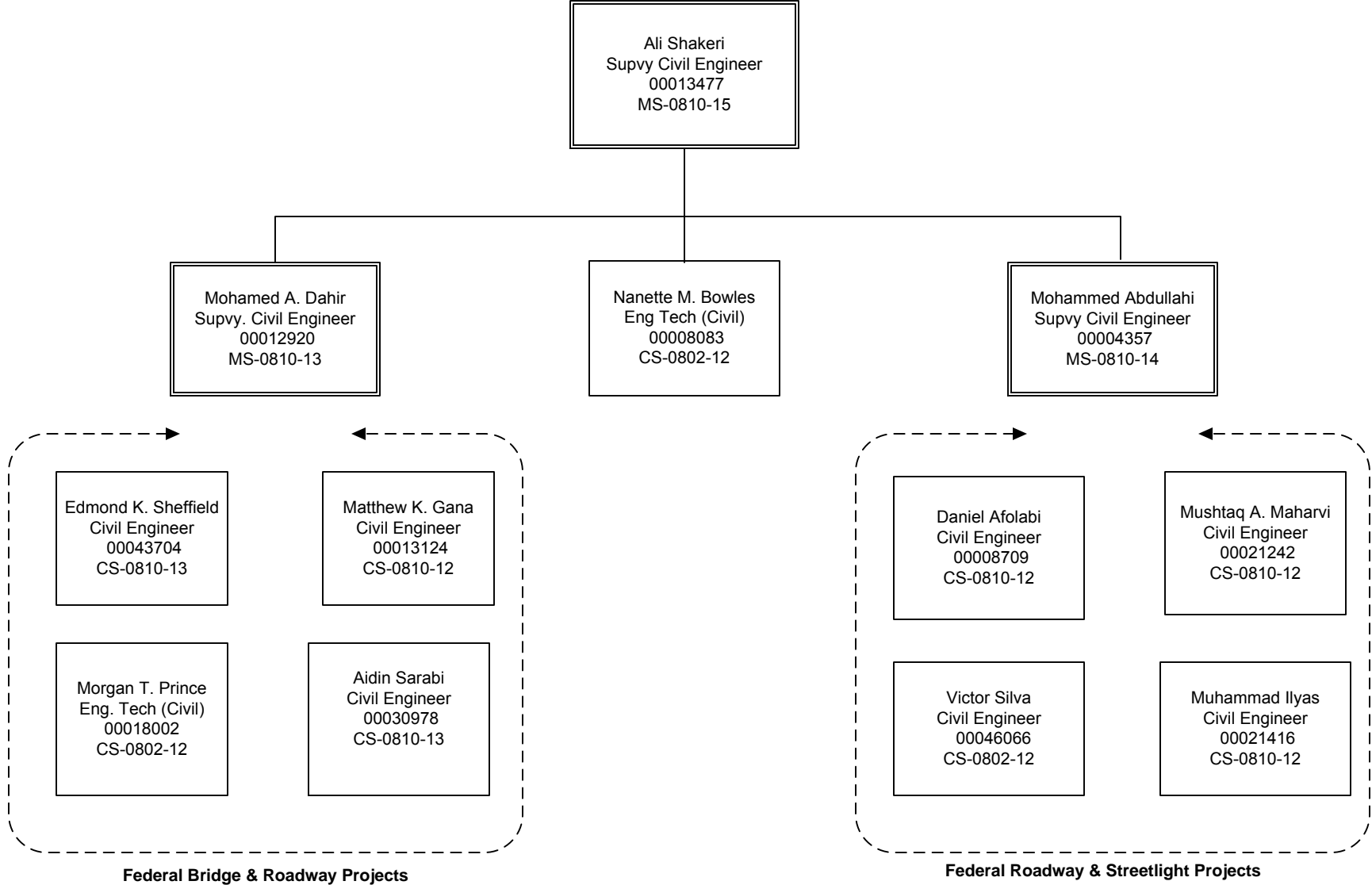


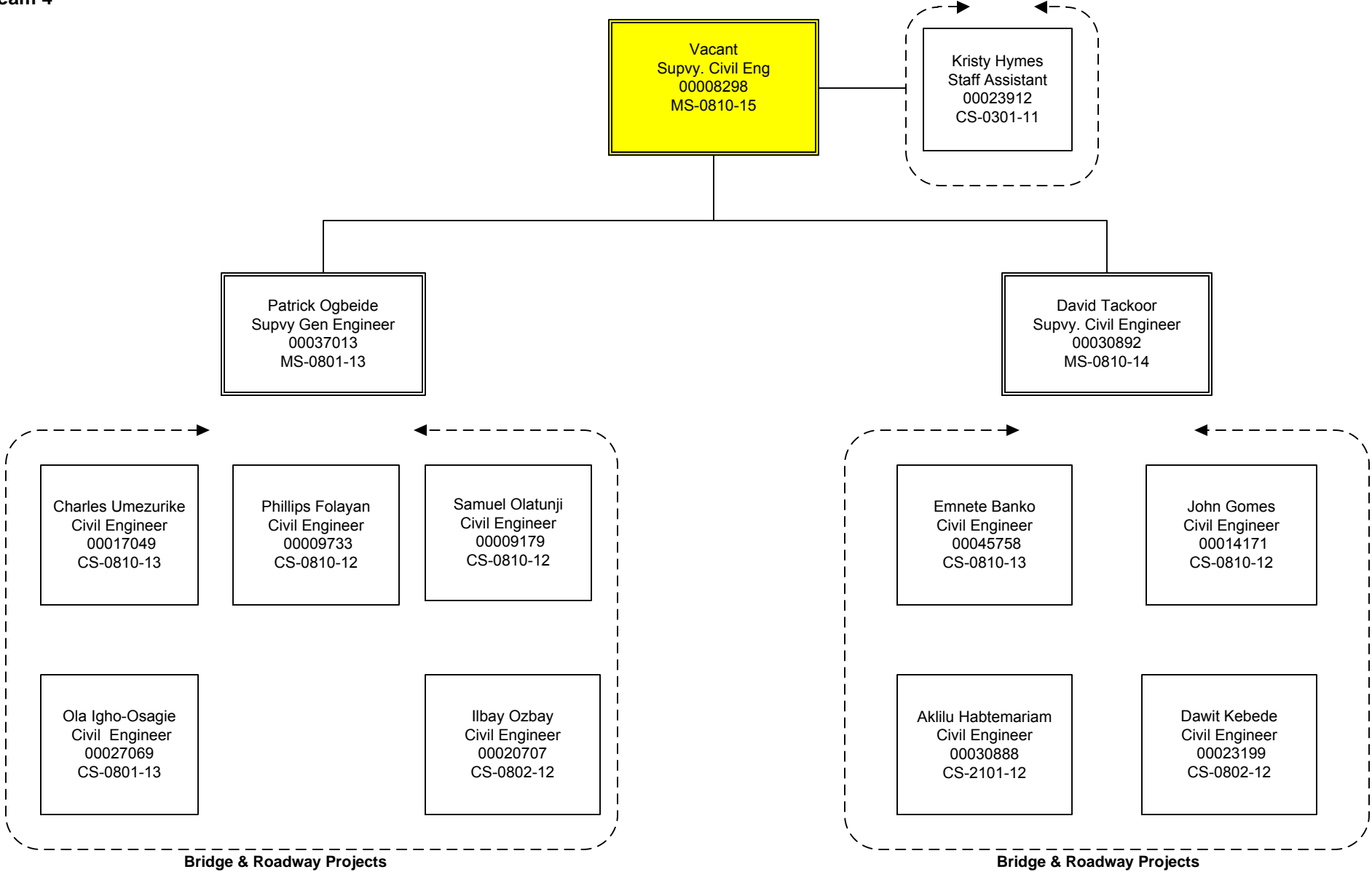


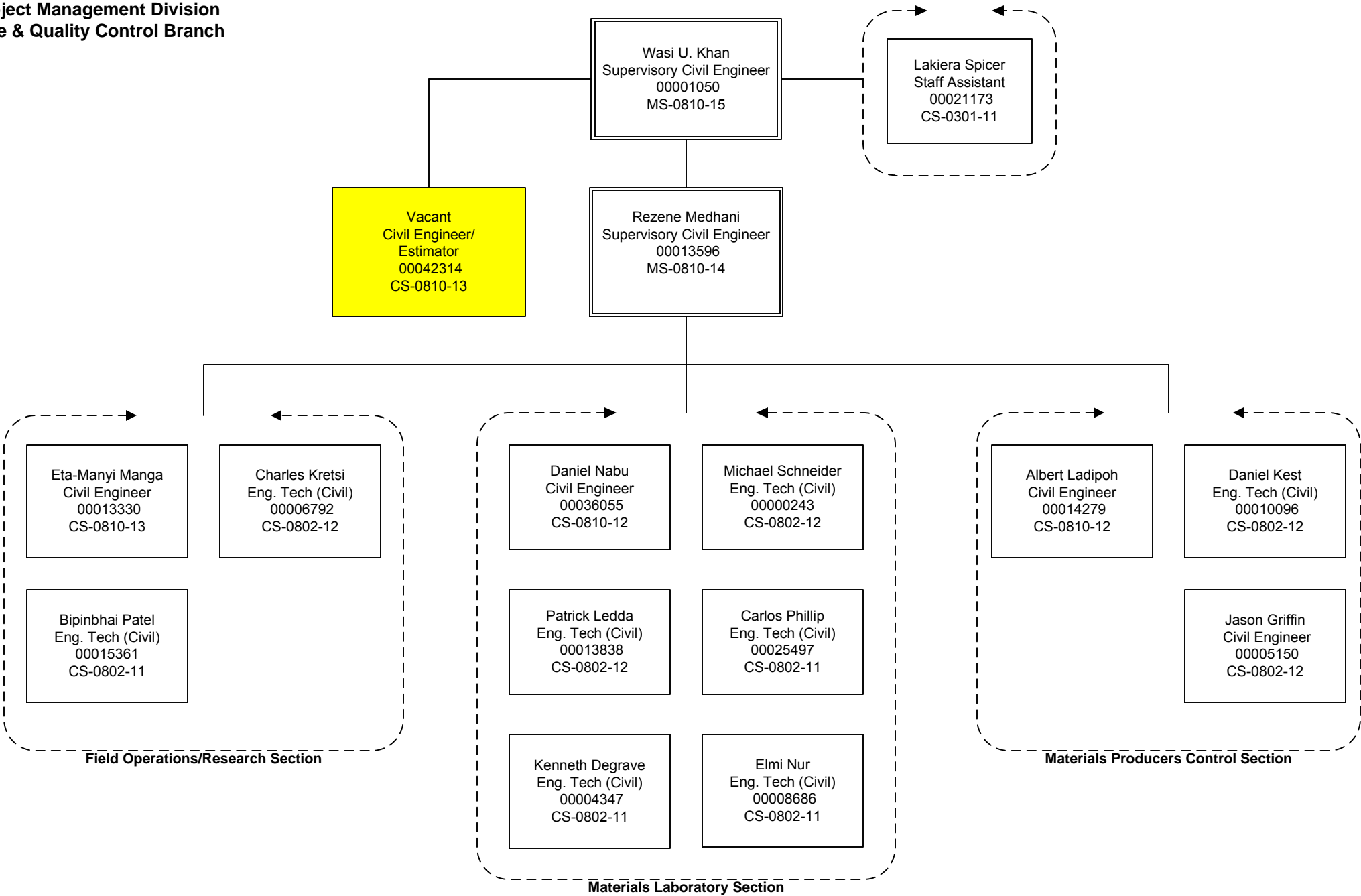


District Department Of Transportation
Project Delivery Administration
Infrastructure Project Management Division
Design & Construction Team 2

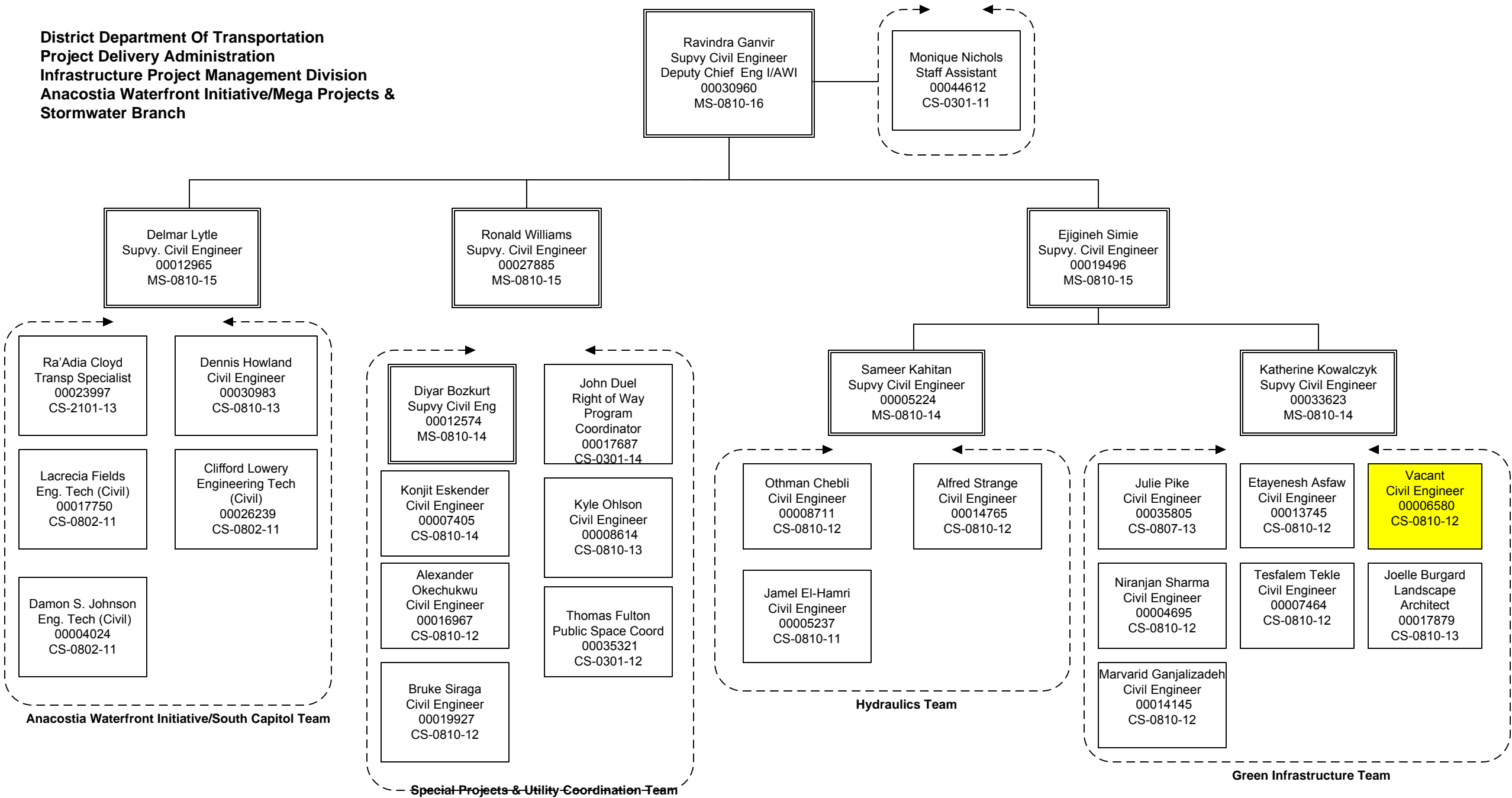




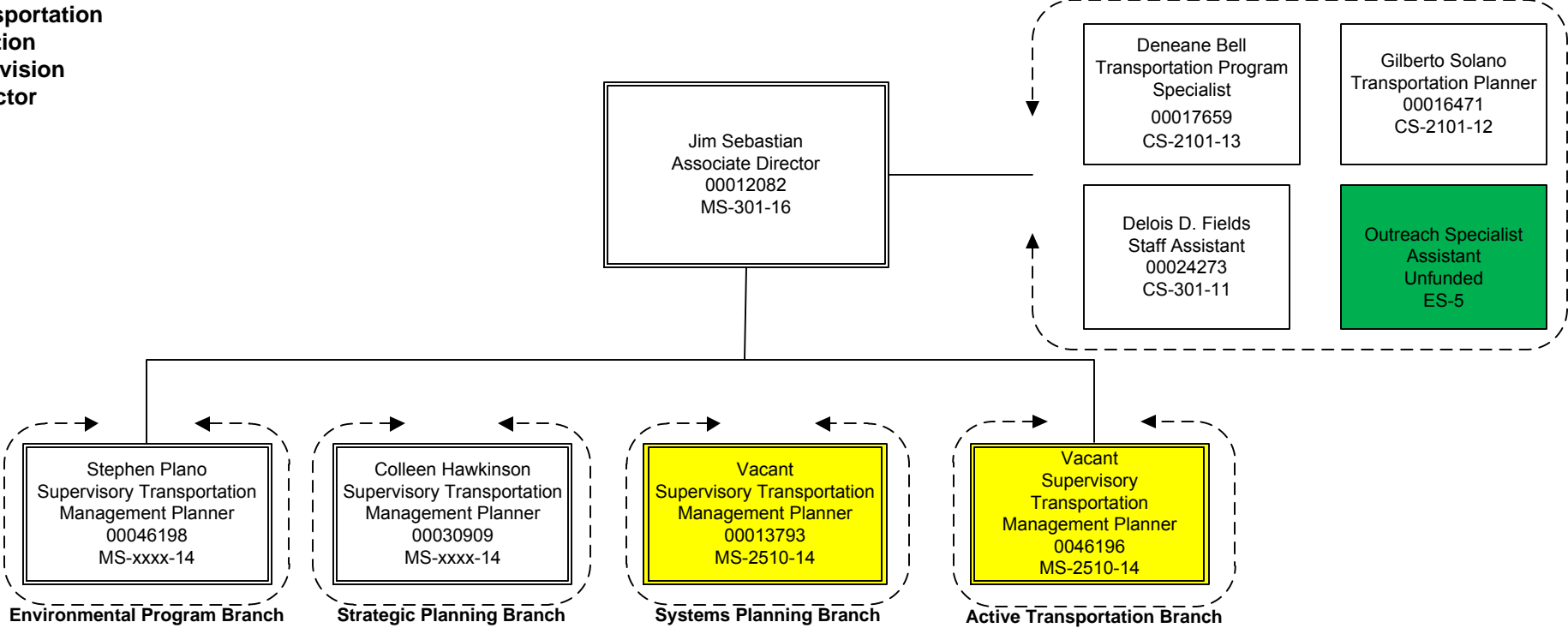


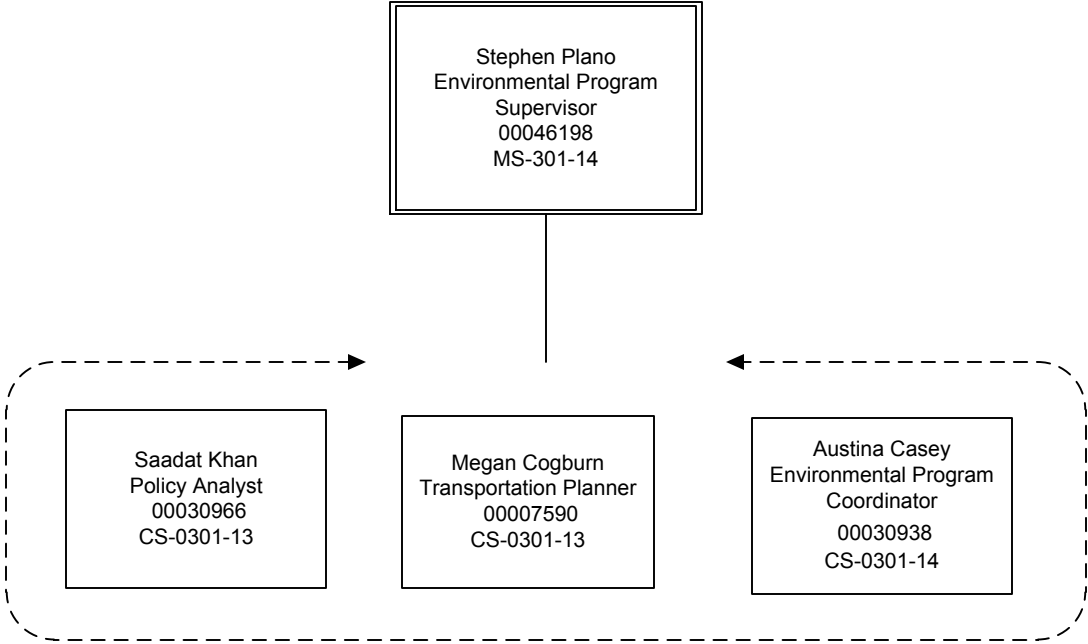


**District Department Of Transportation
Project Delivery Administration
Infrastructure Project Management Division
Anacostia Waterfront Initiative/Mega Projects &
Stormwater Branch**

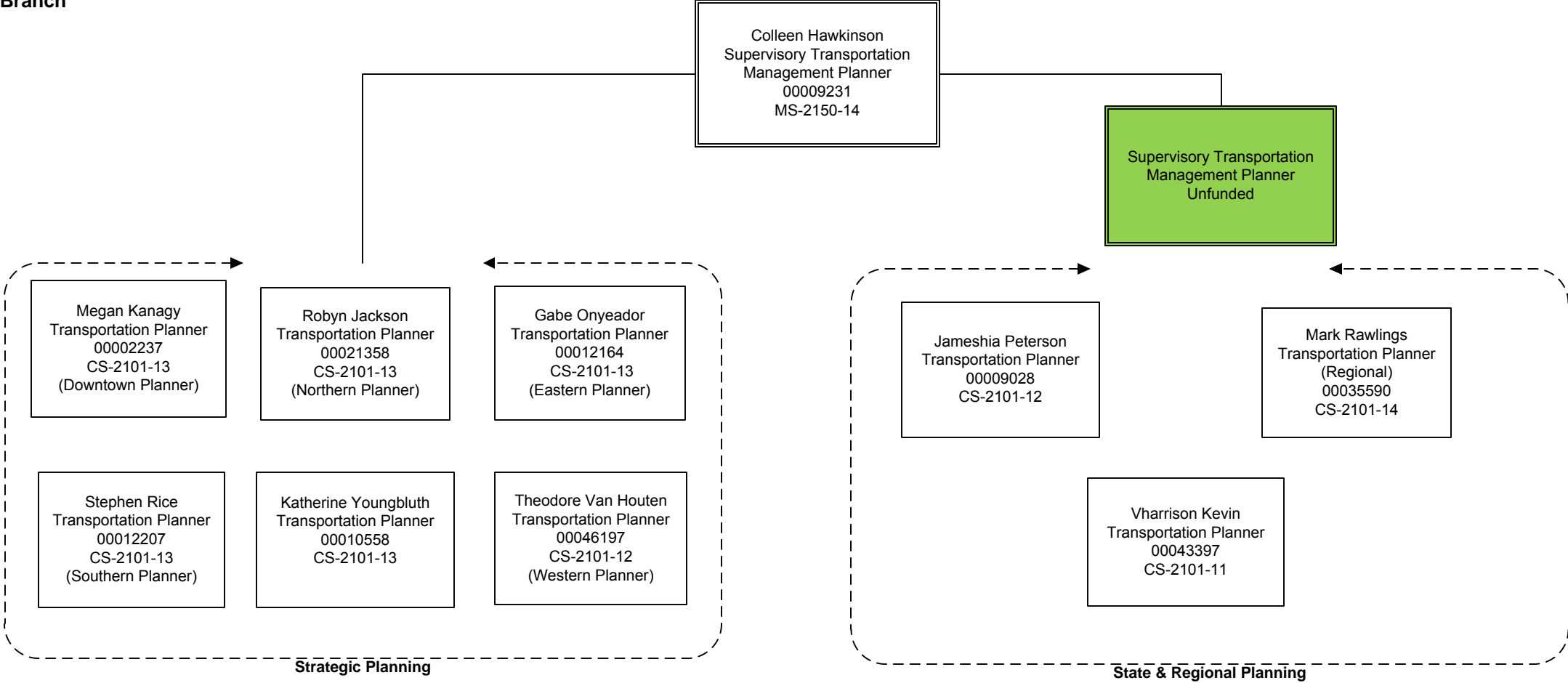


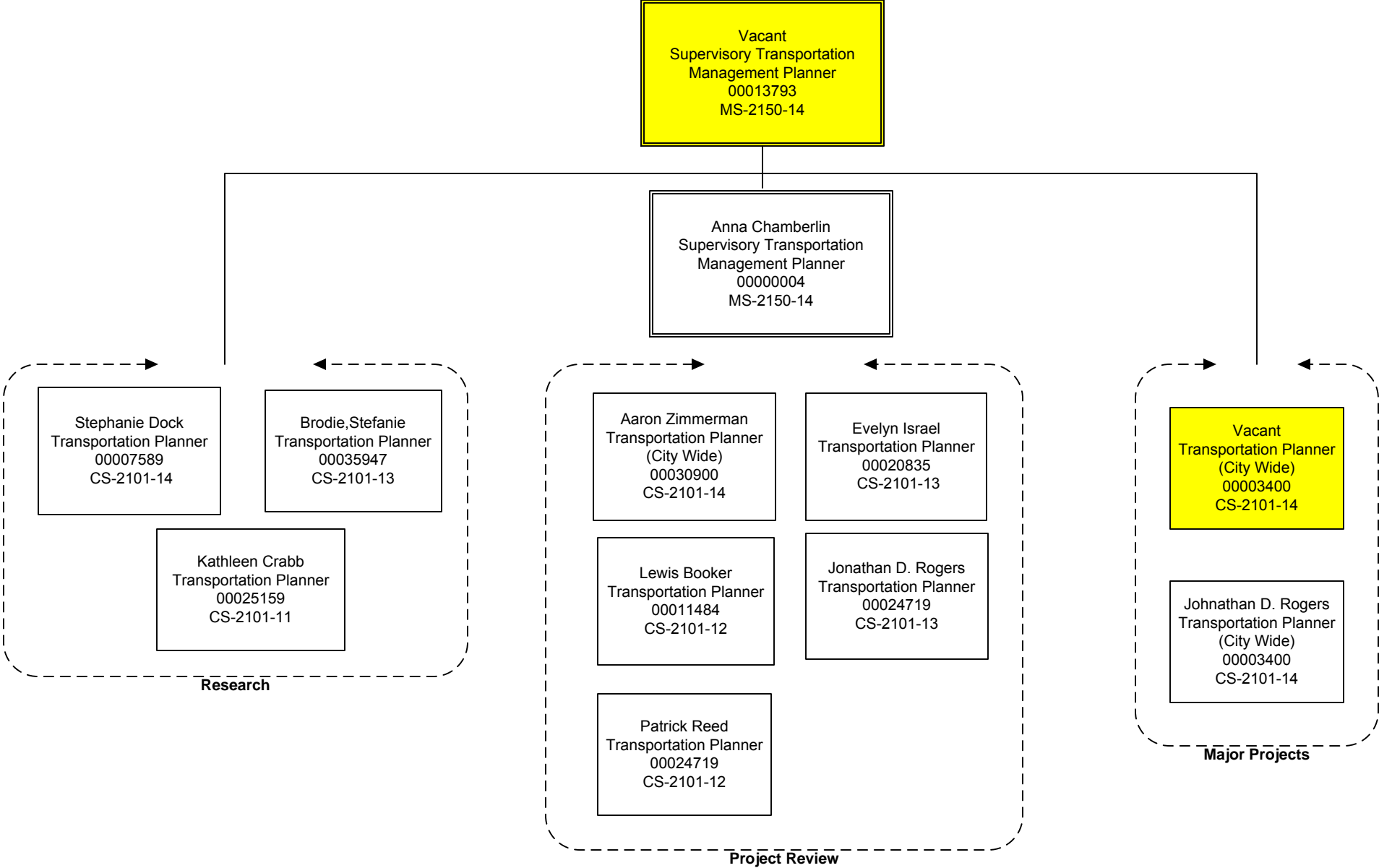
District Department of Transportation
Project Delivery Administration
Planning & Sustainability Division
Office of the Associate Director

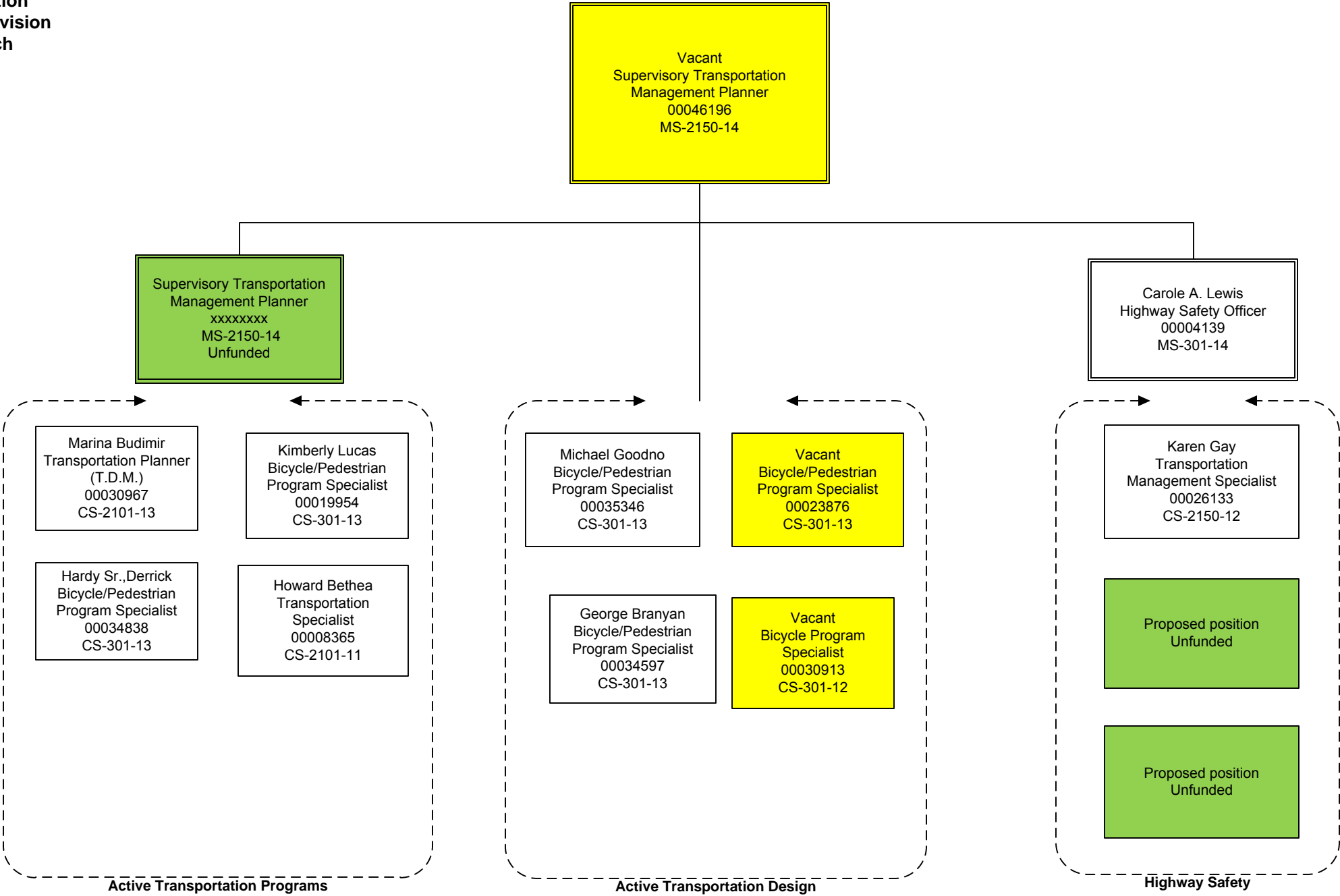




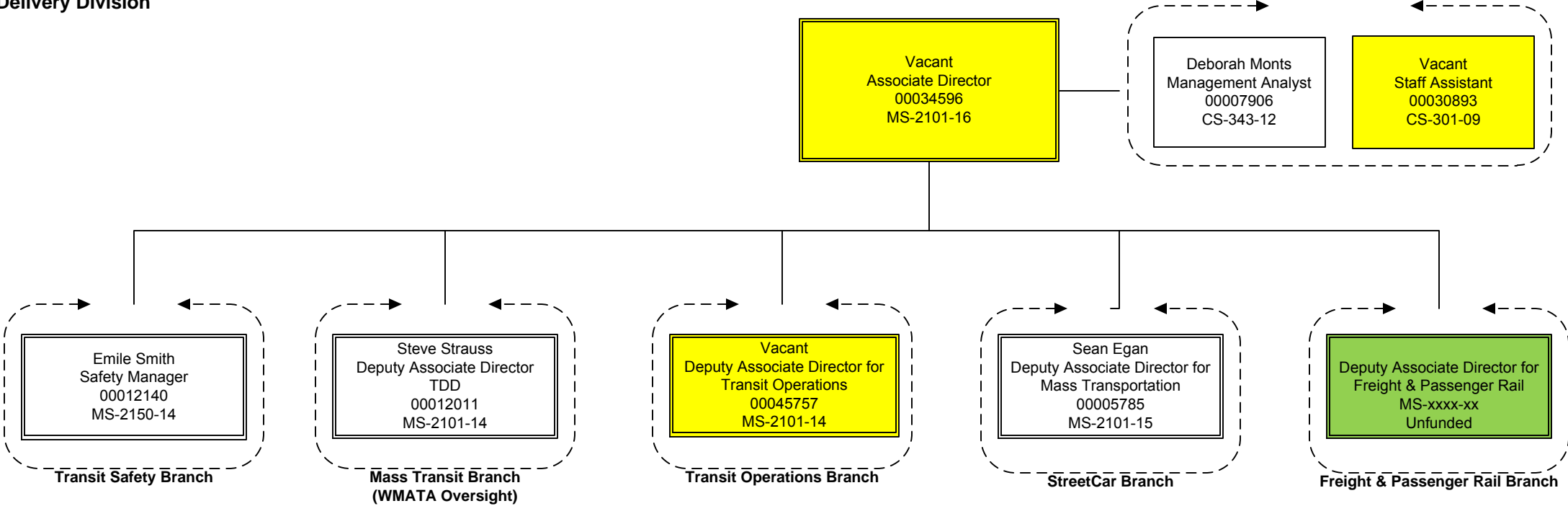
District Department of Transportation
Project Delivery Administration
Planning & Sustainability Division
Strategic Planning Branch

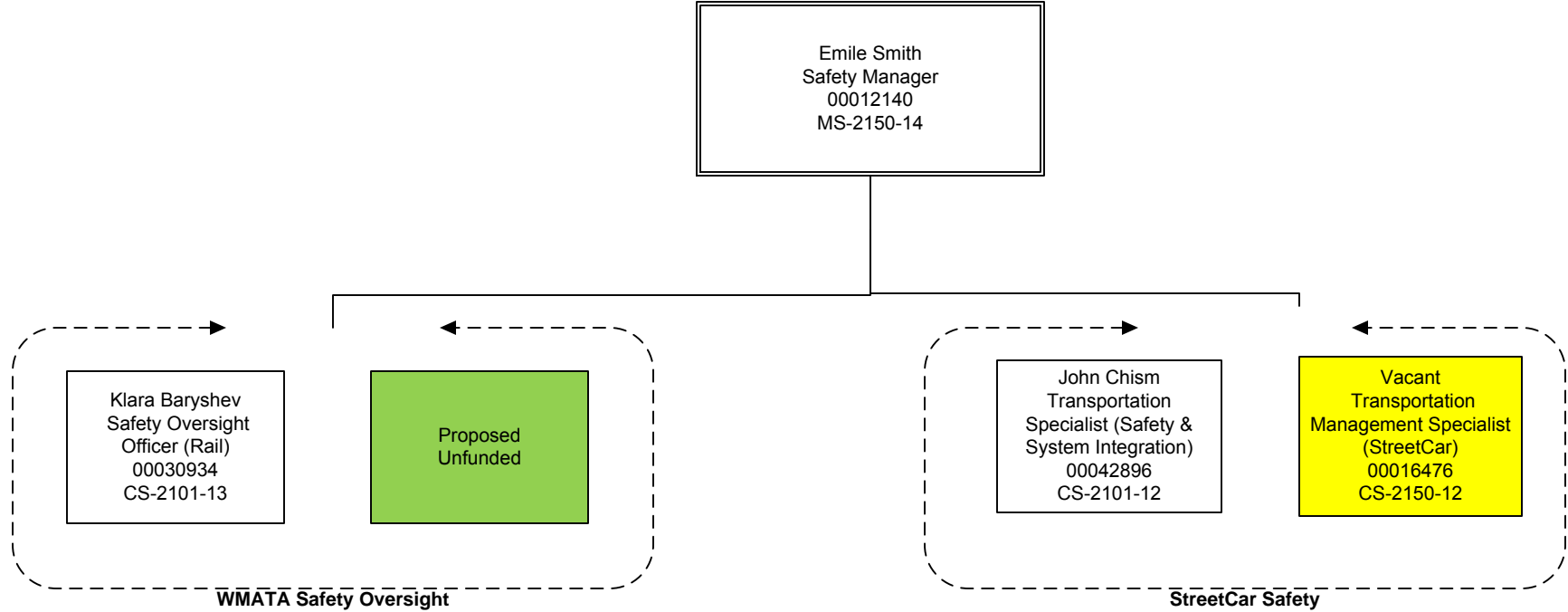


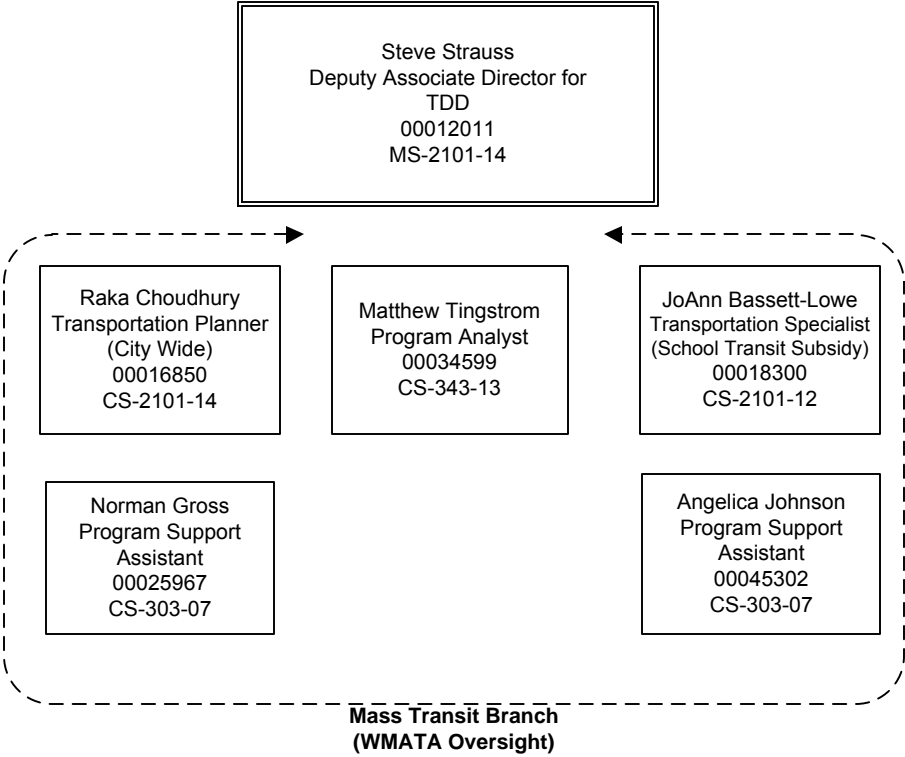


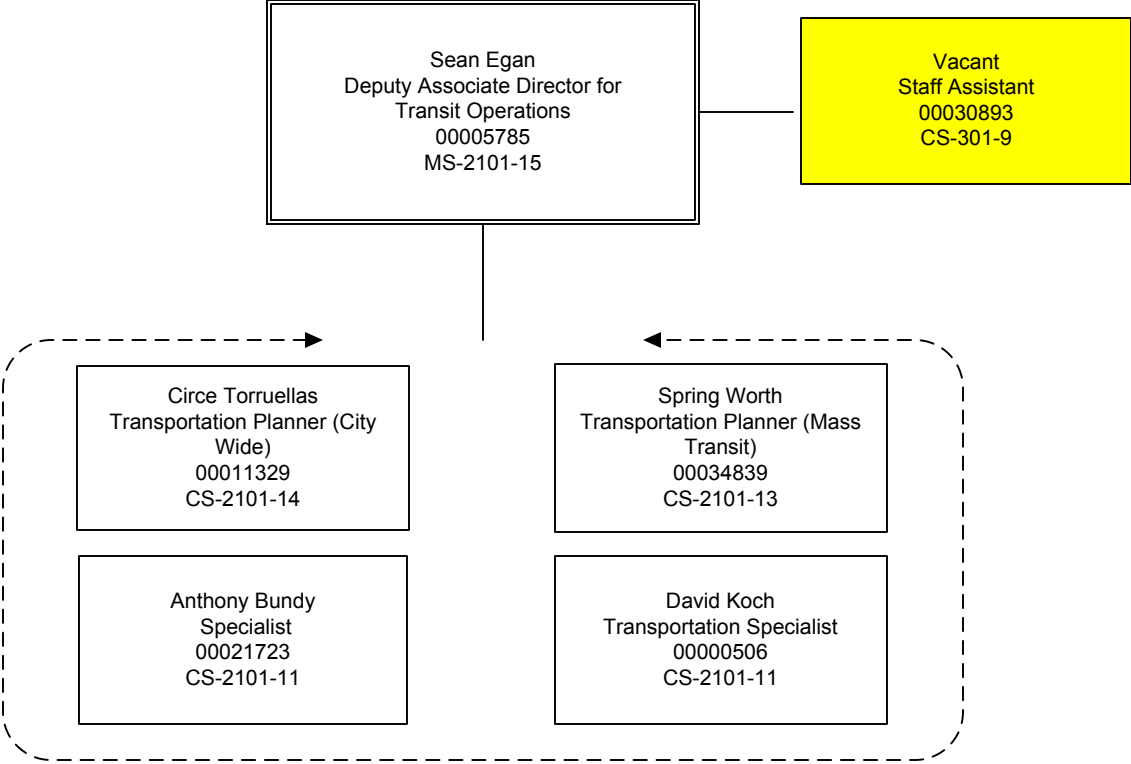


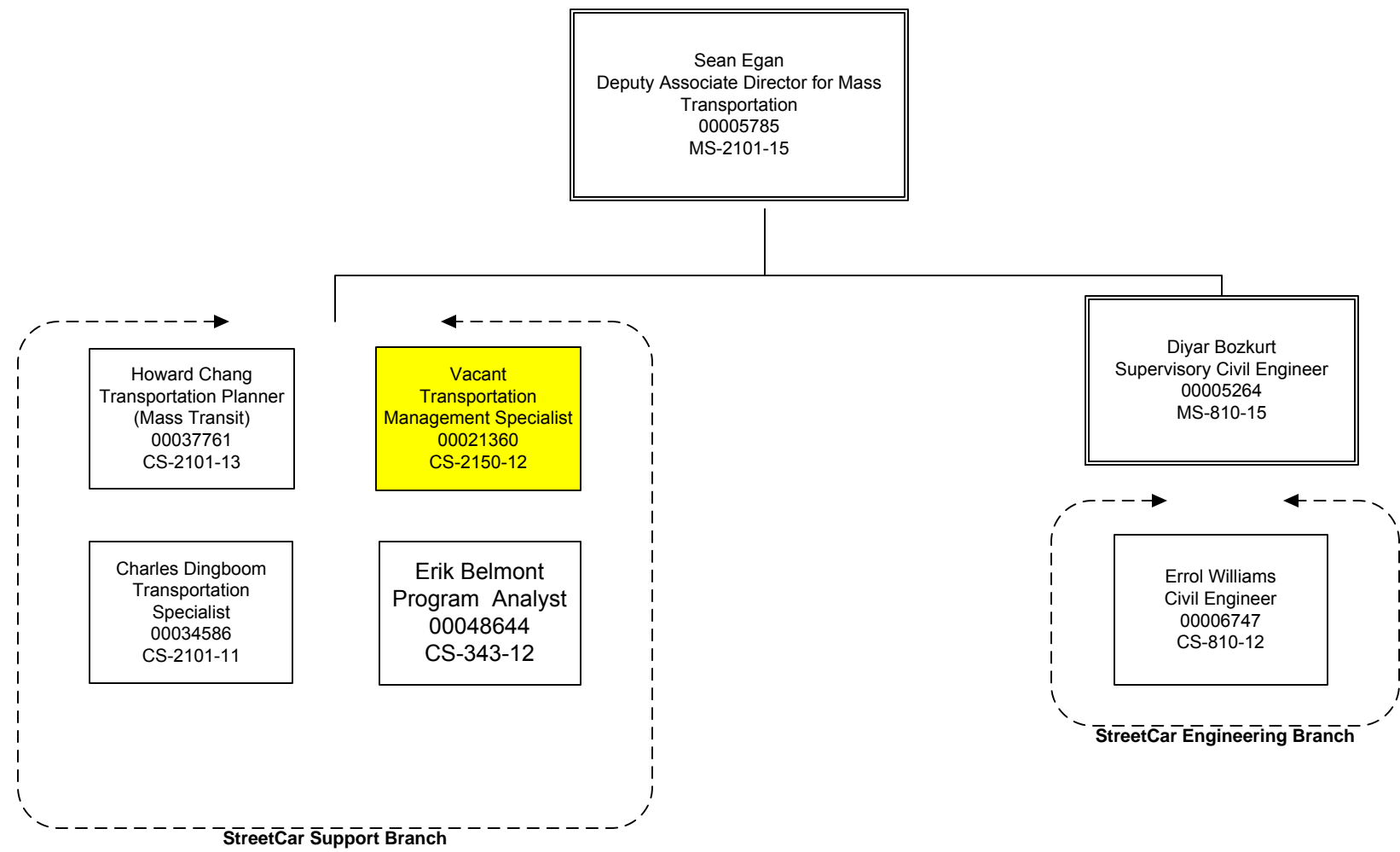
District Department of Transportation
Project Delivery Administration
Transit Delivery Division

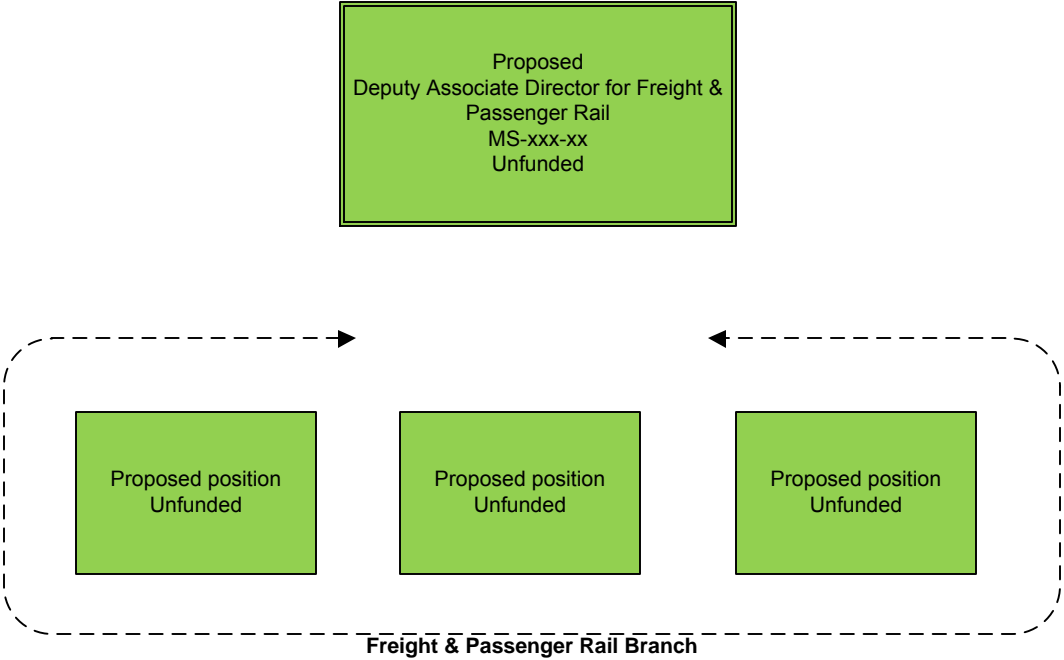




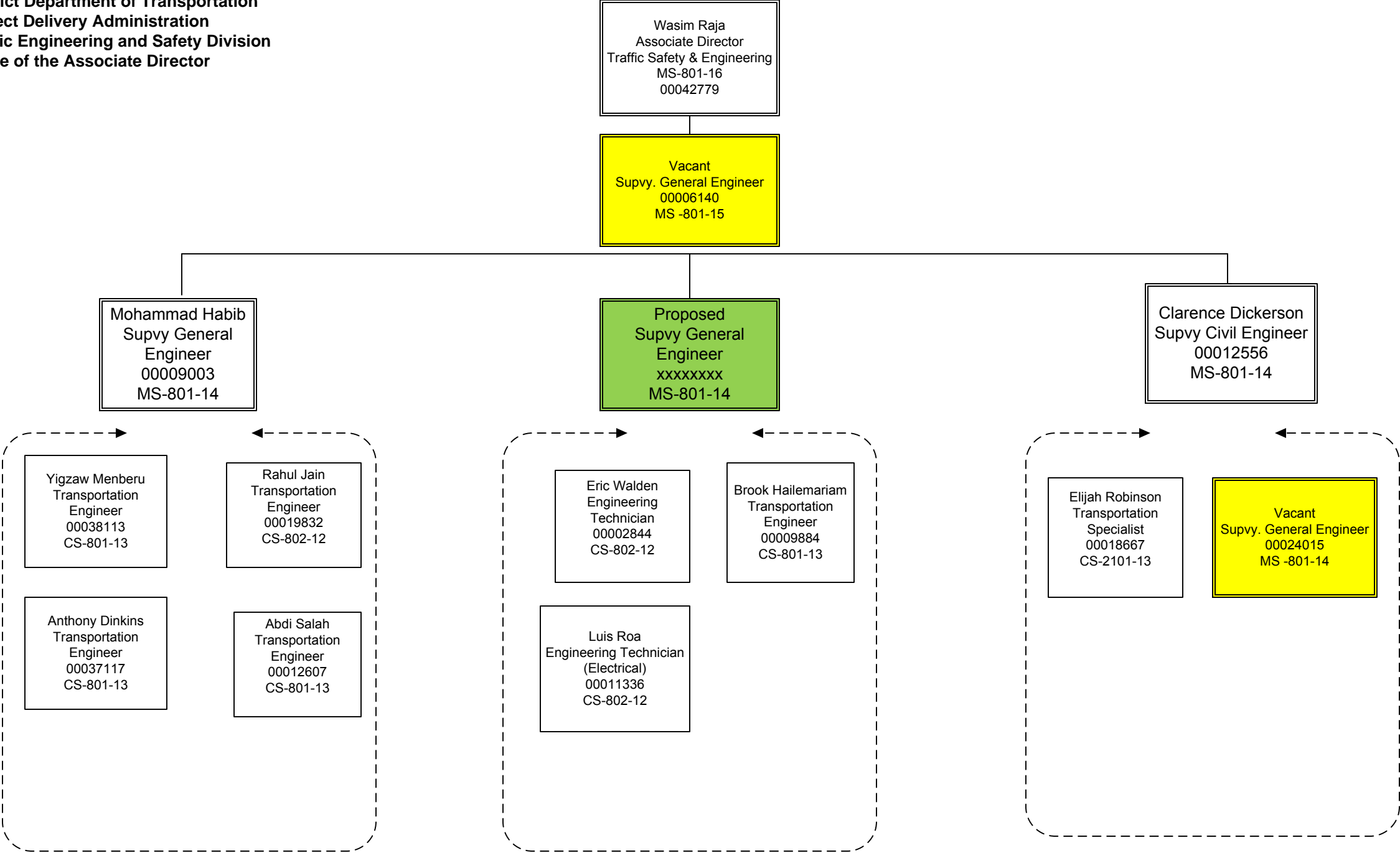




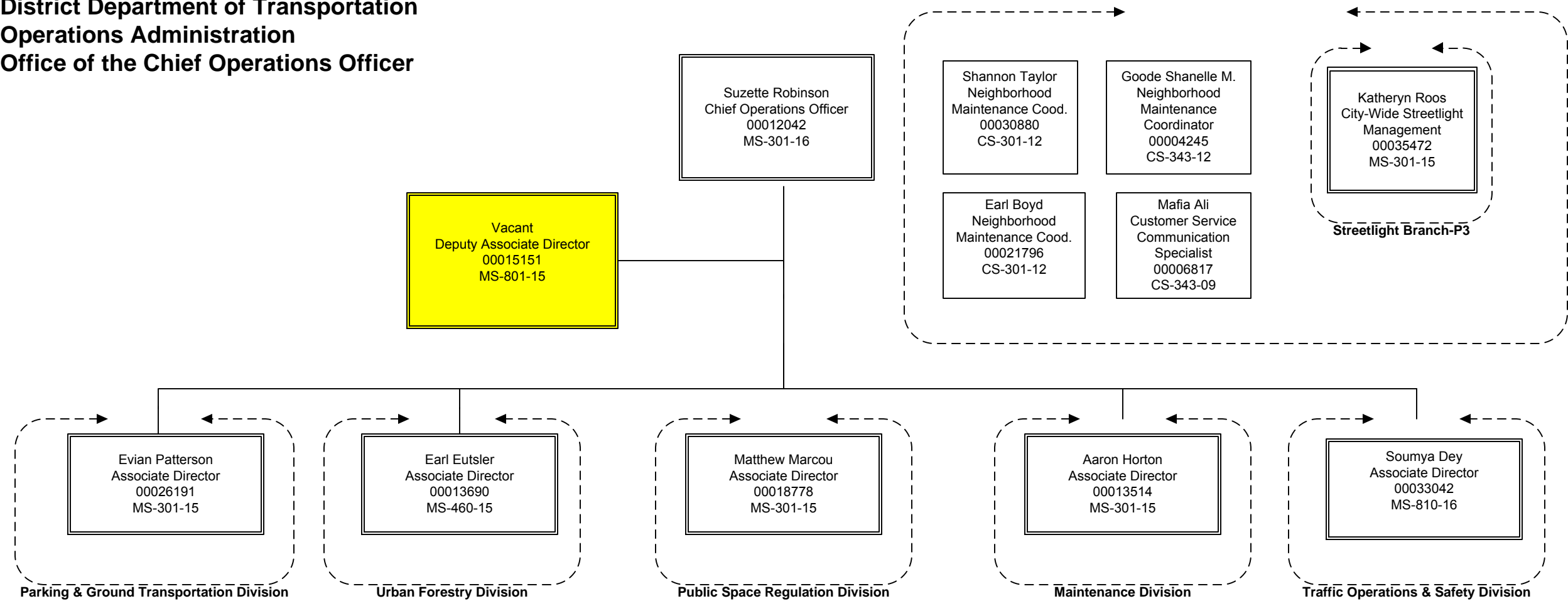




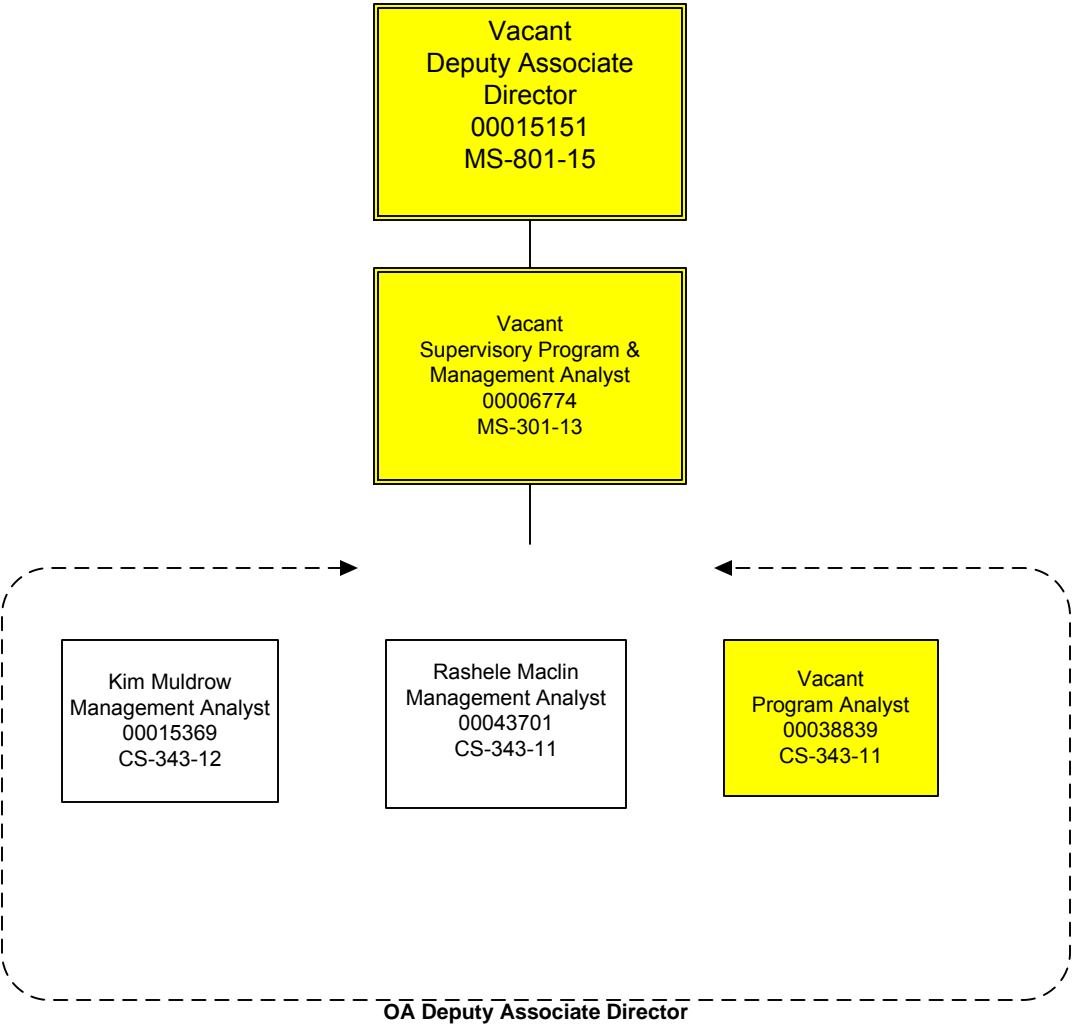
District Department of Transportation
Project Delivery Administration
Traffic Engineering and Safety Division
Office of the Associate Director

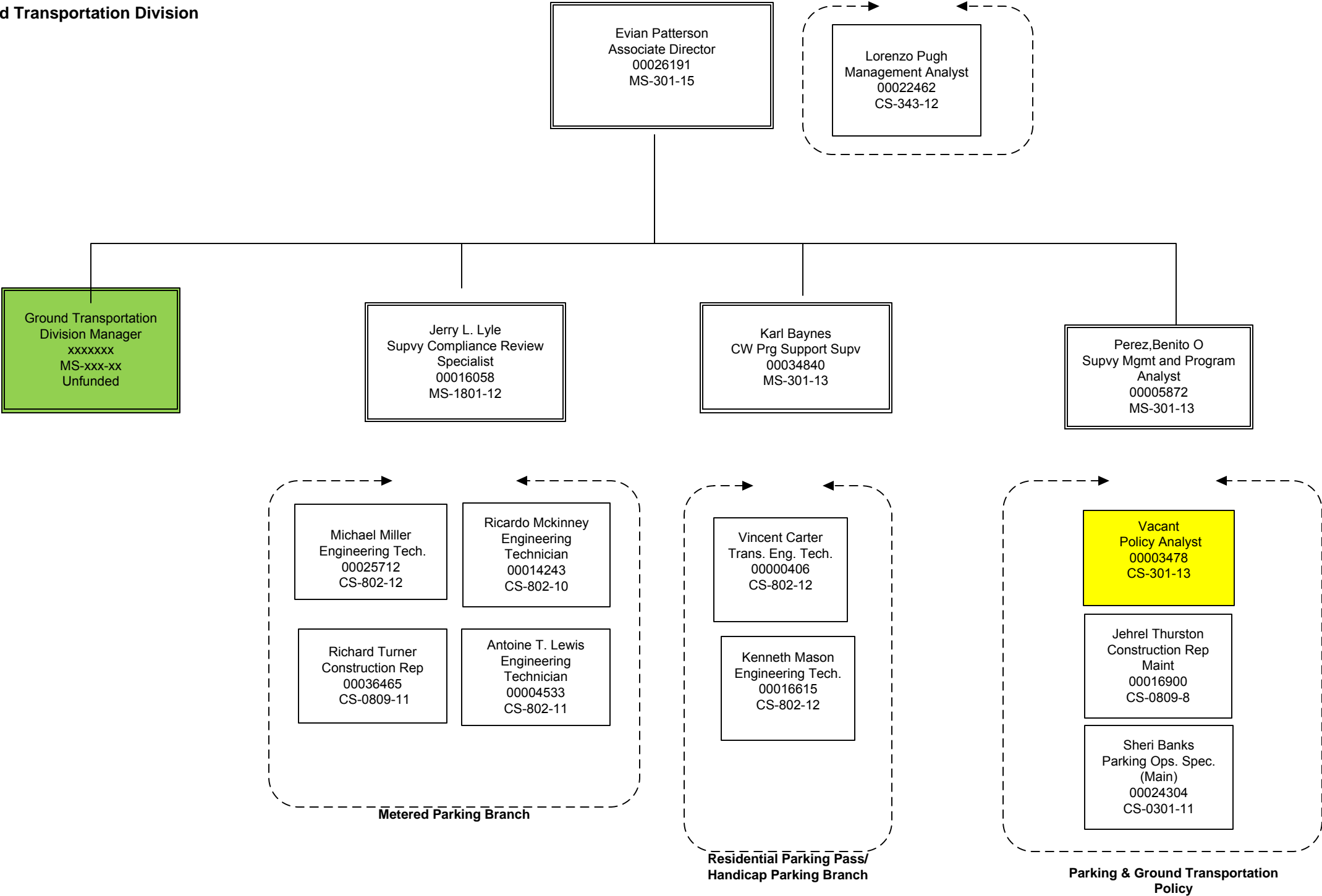


District Department of Transportation
Operations Administration
Office of the Chief Operations Officer

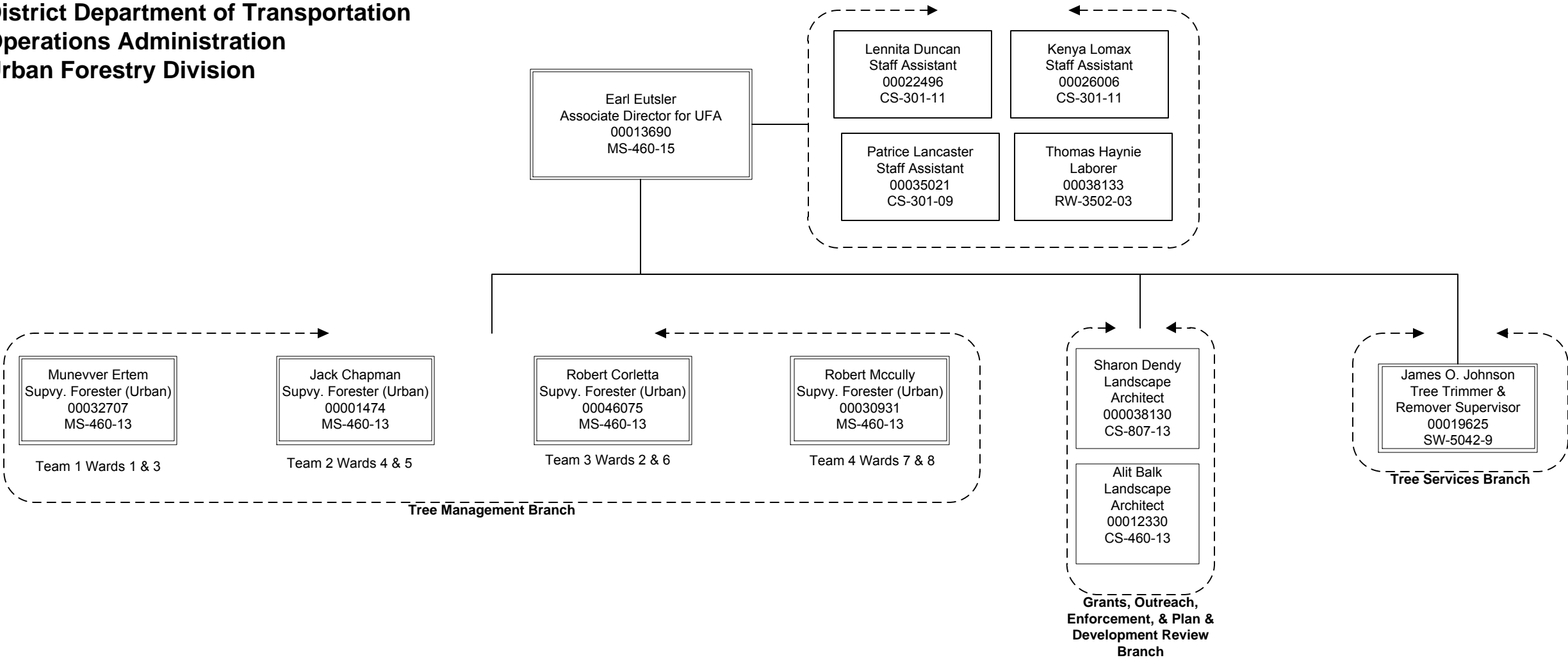


District Department of Transportation
Operations Administration
Office of the Chief Operations Officer
Deputy Associate Director

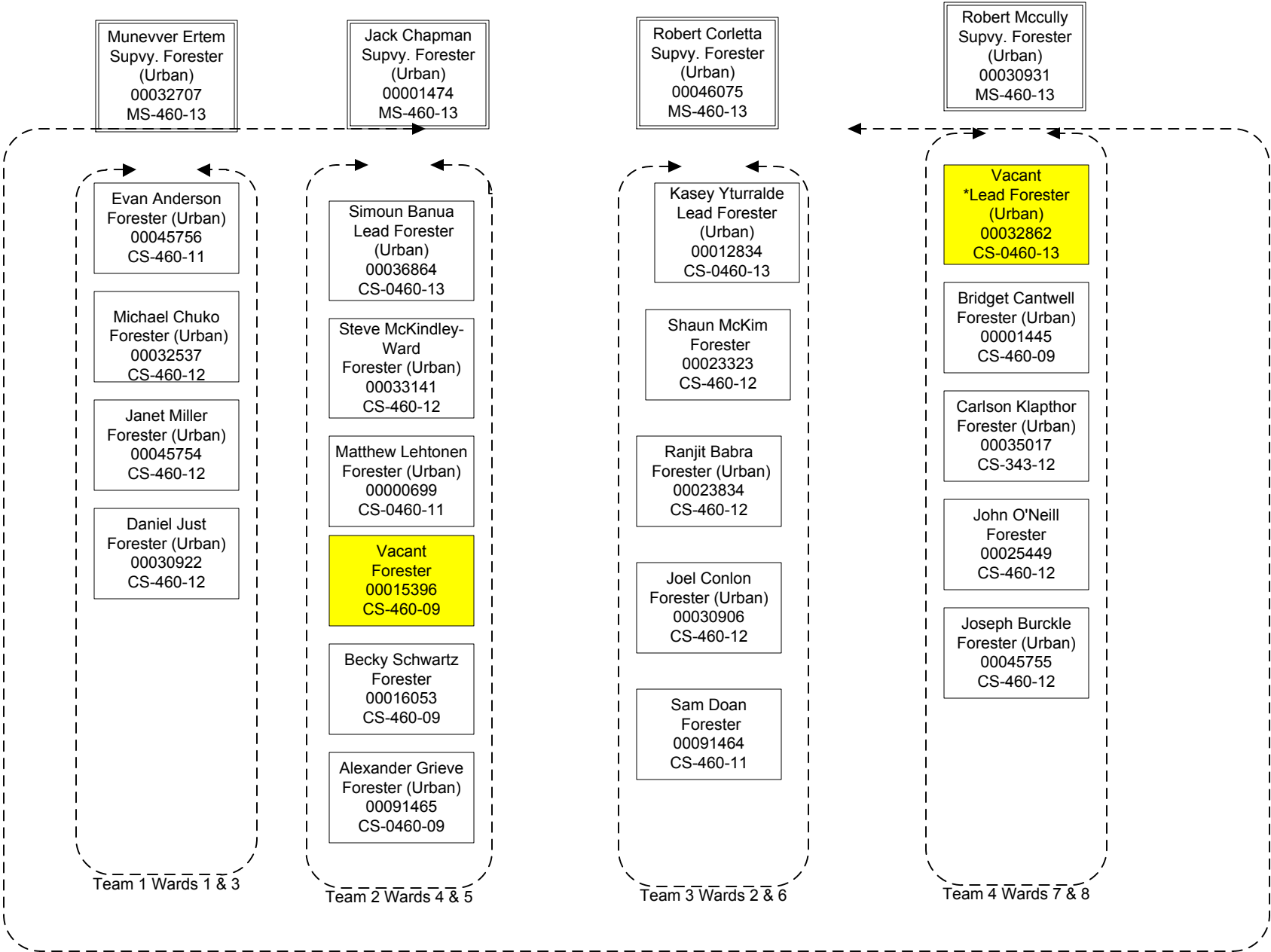




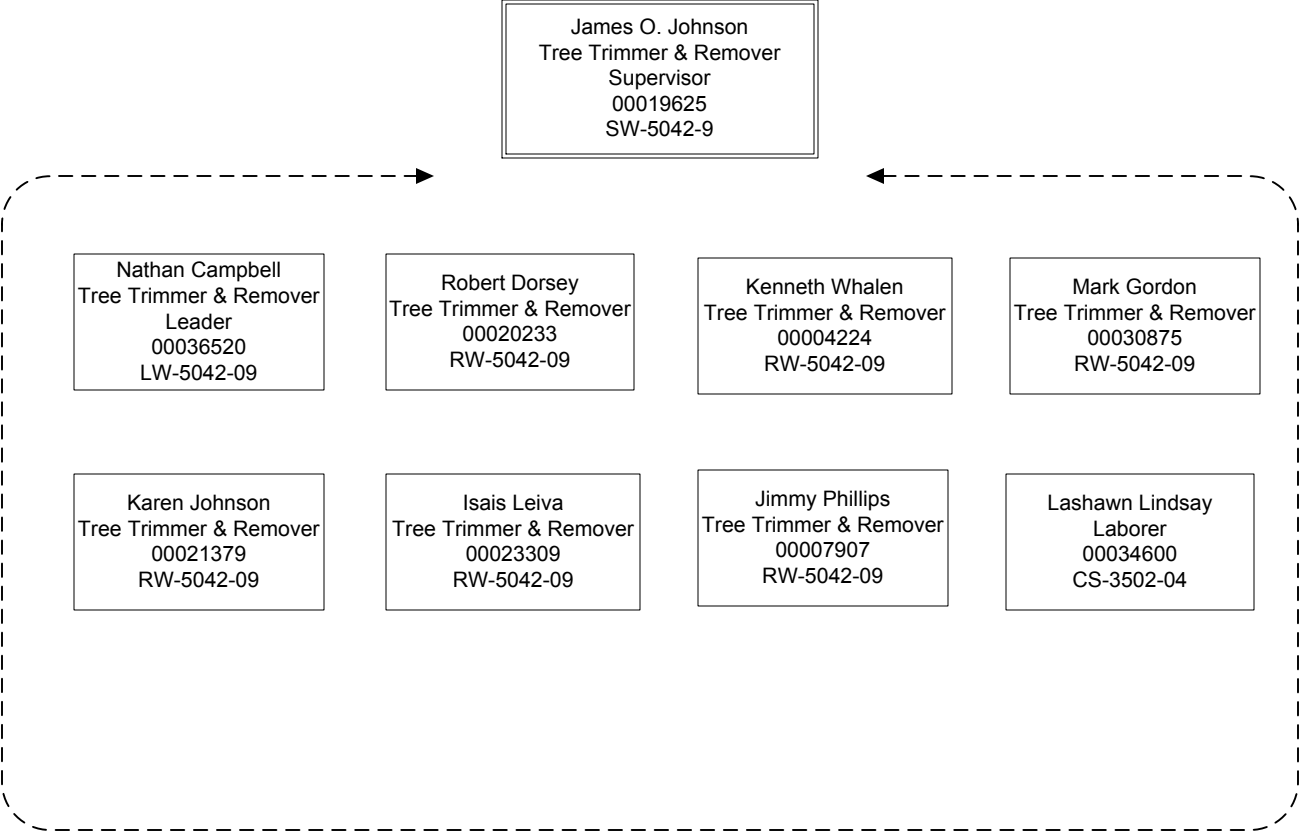
**District Department of Transportation
Operations Administration
Urban Forestry Division**

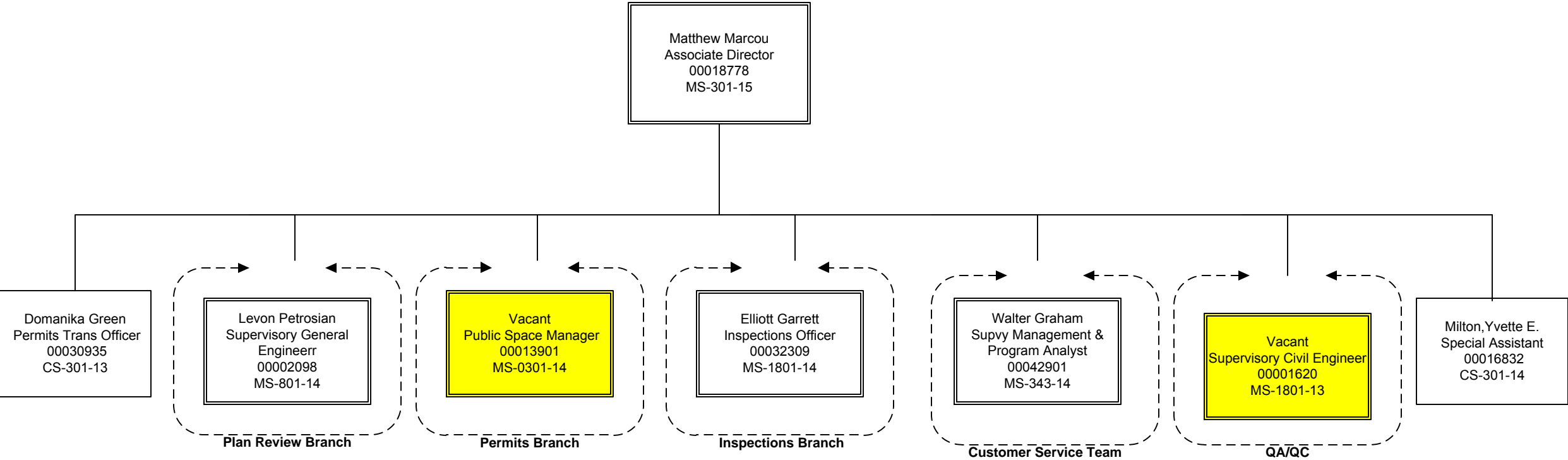


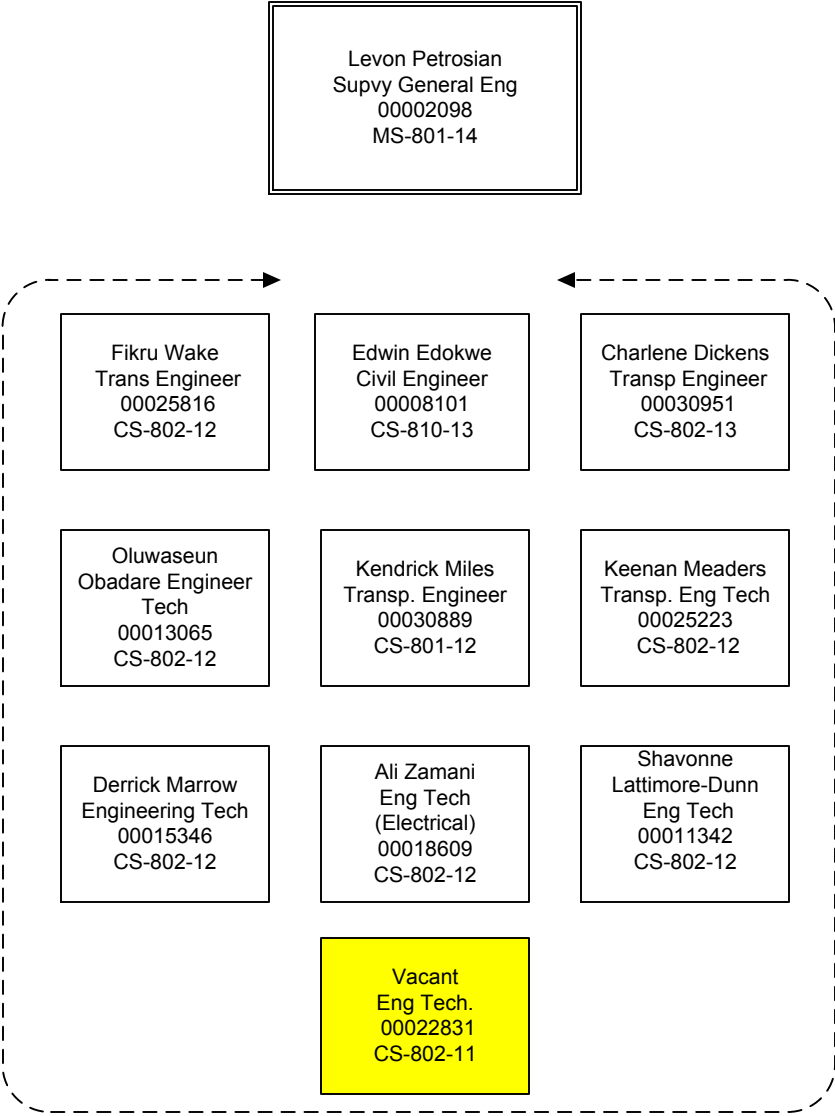
District Department of Transportation
Operations Administration
Office of the Chief Operations Officer
Urban Forestry Division
Tree Management Branch

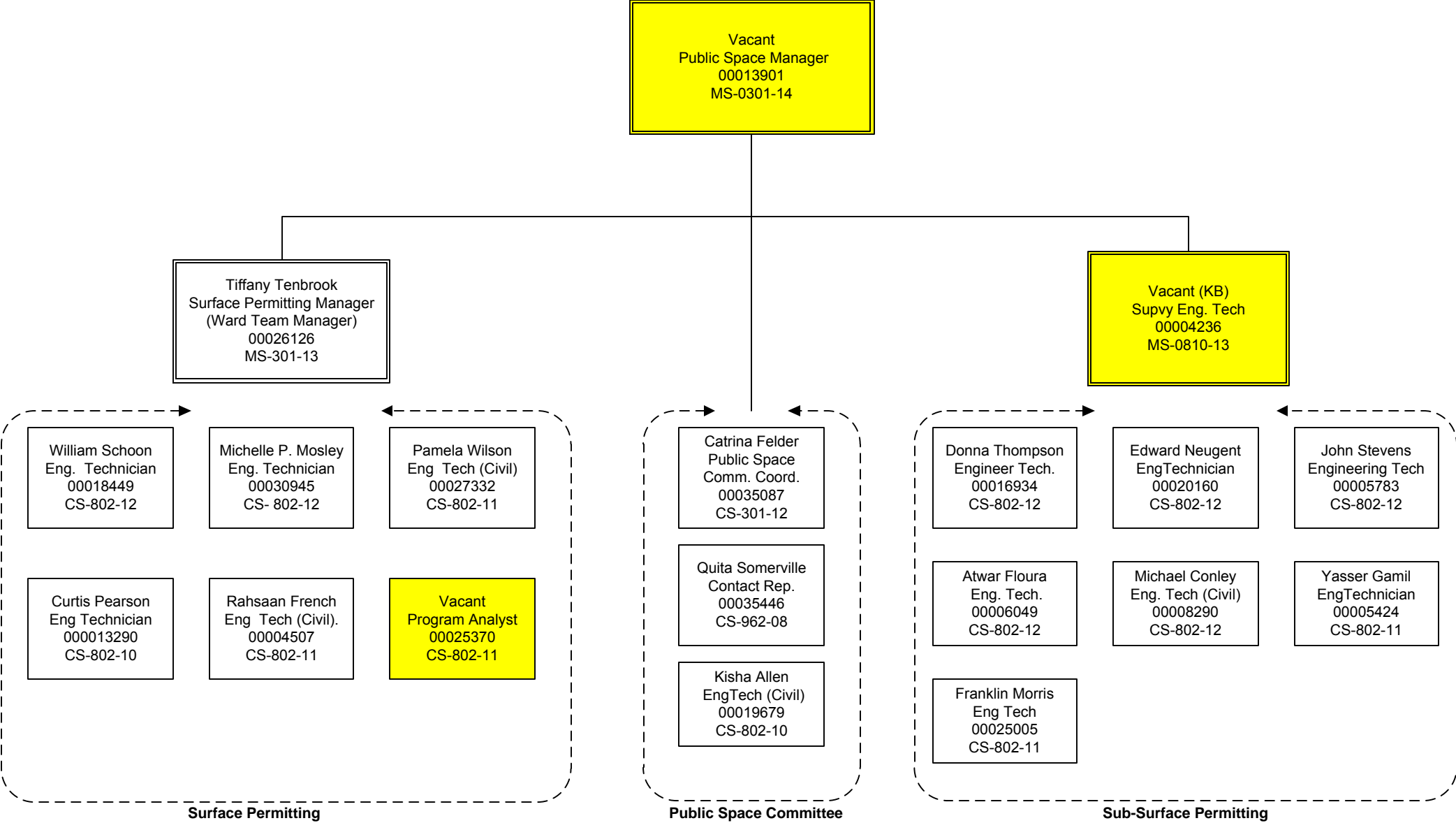


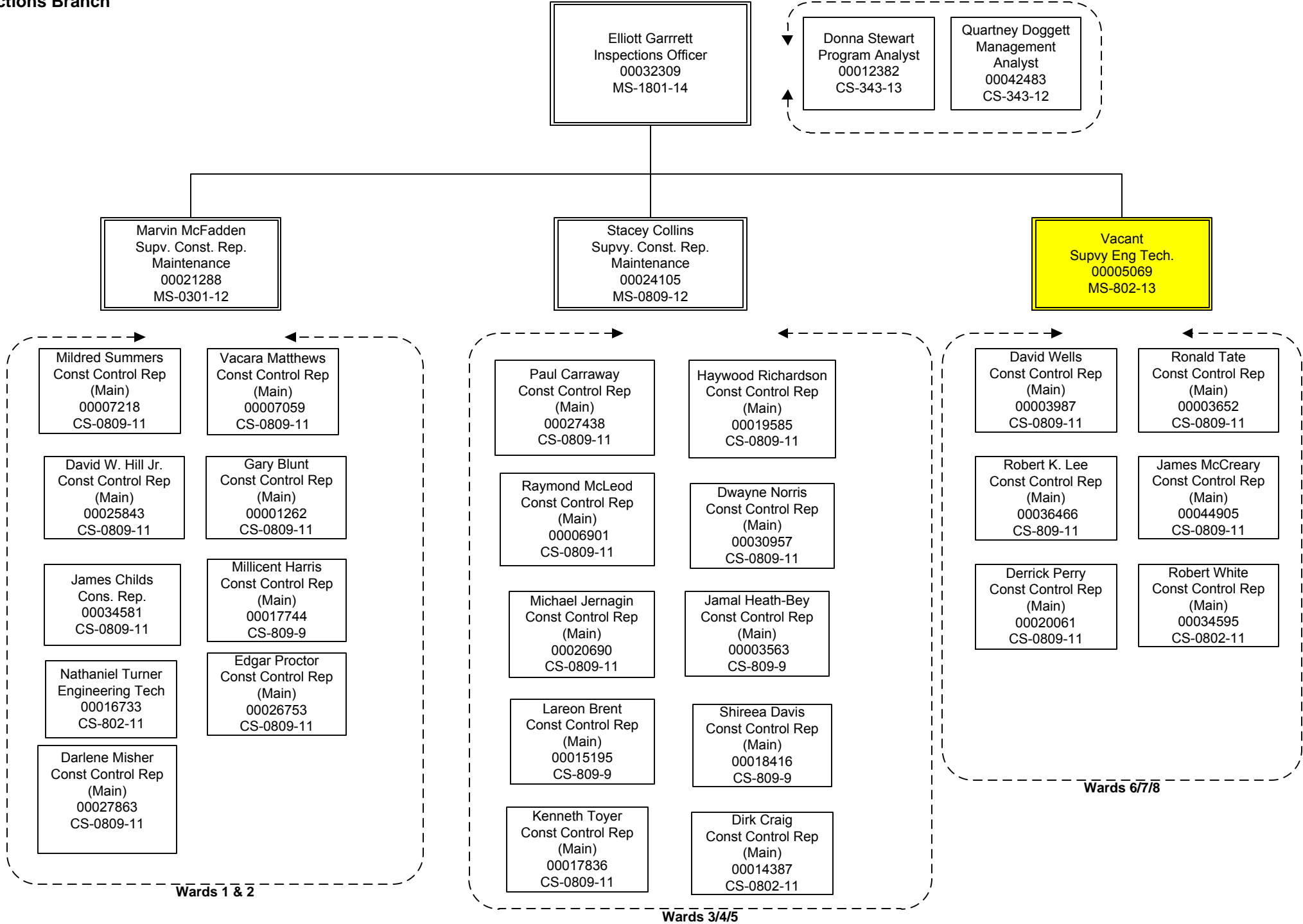
District Department of Transportation
Operations Administration
Urban Forestry Division
Tree Services Branch

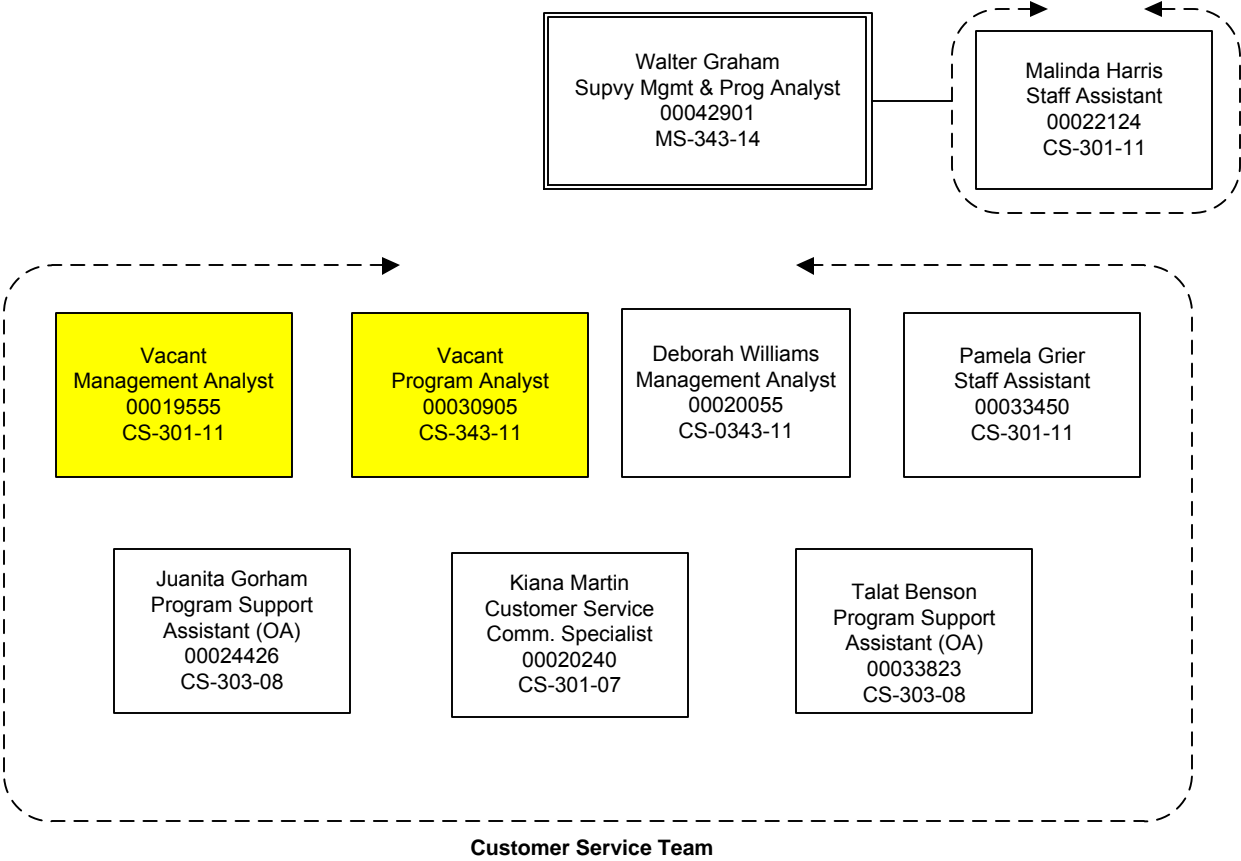


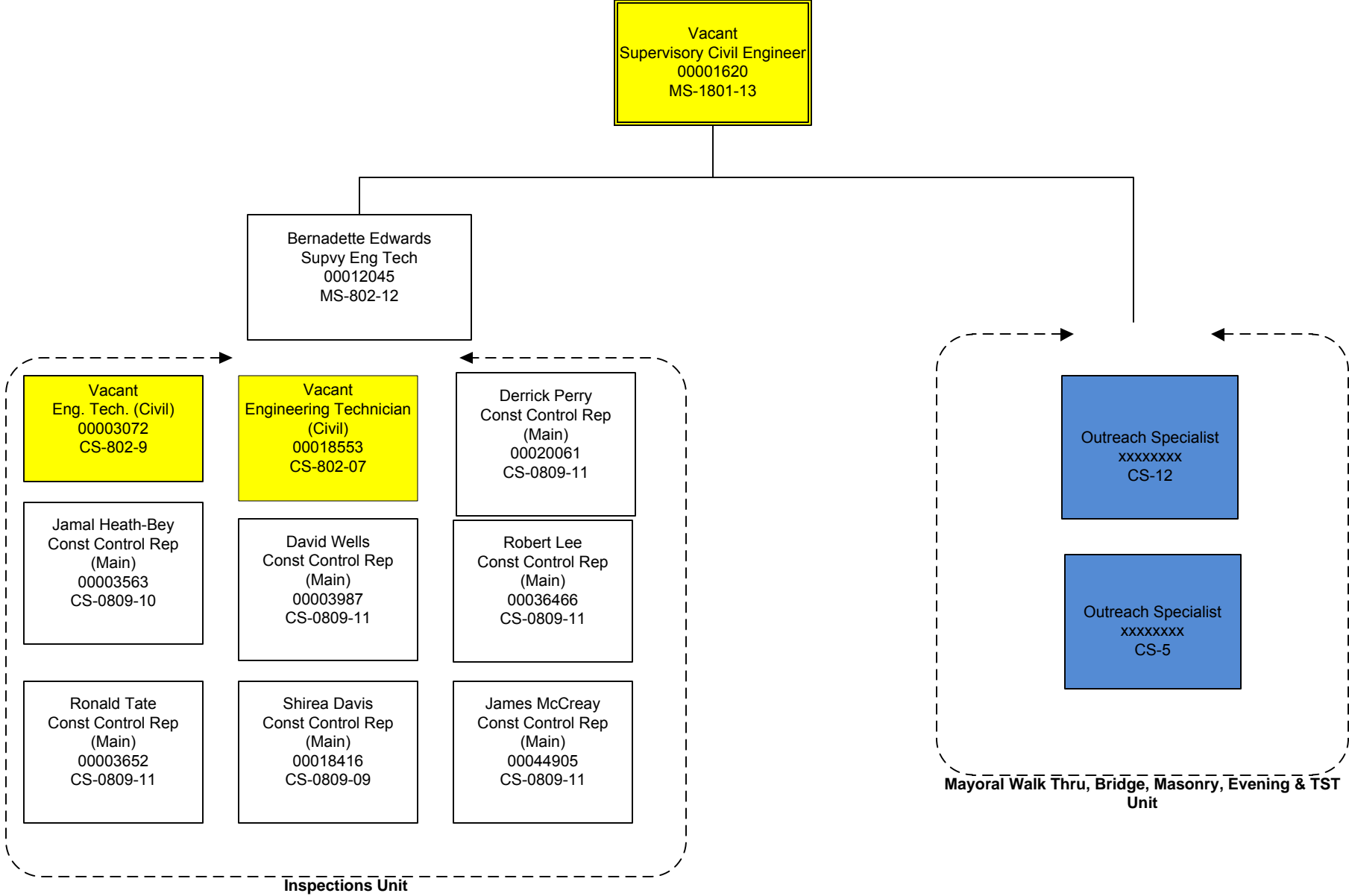


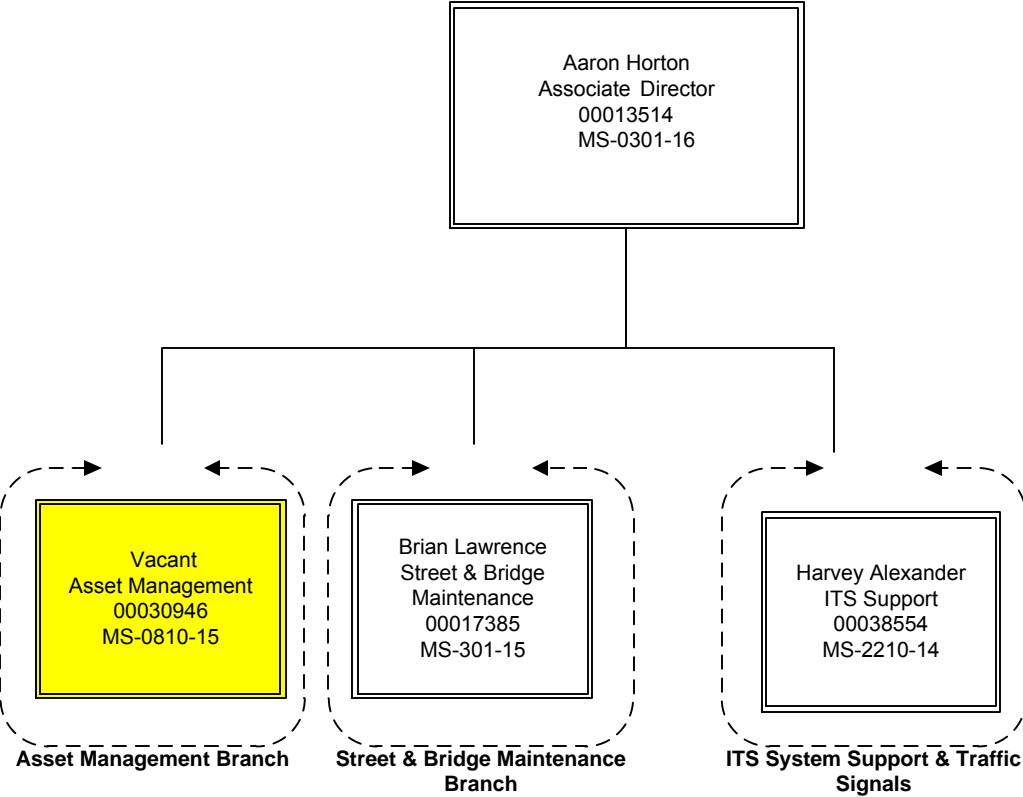


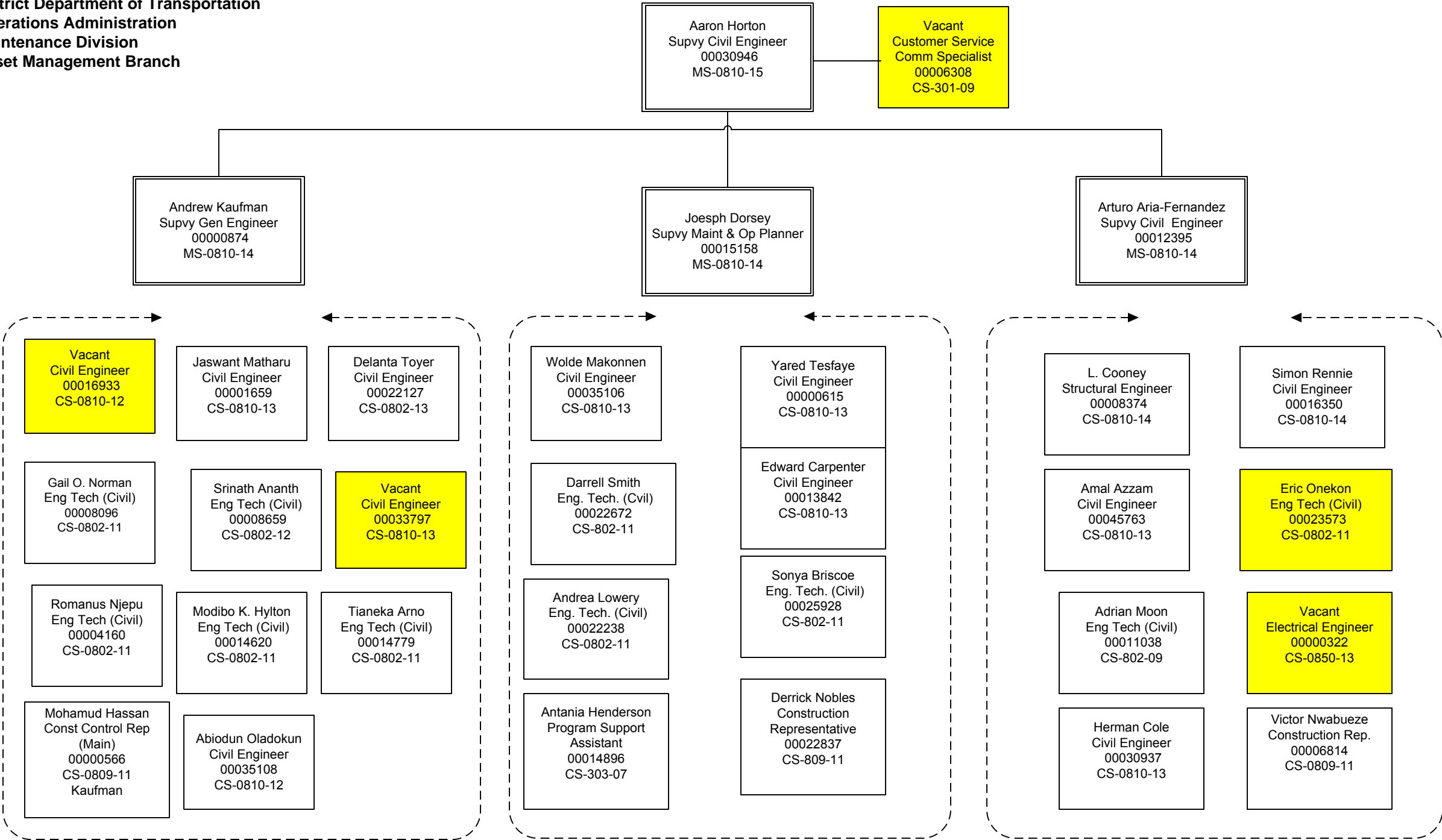








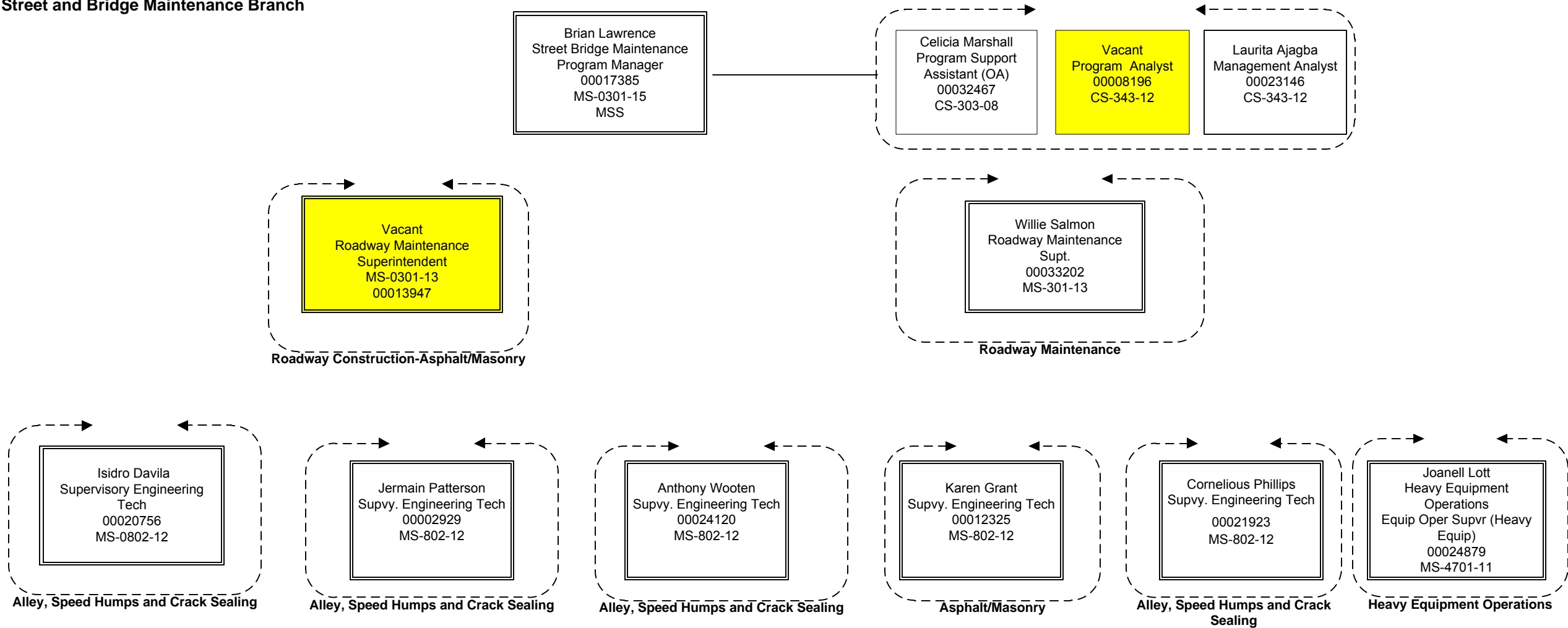




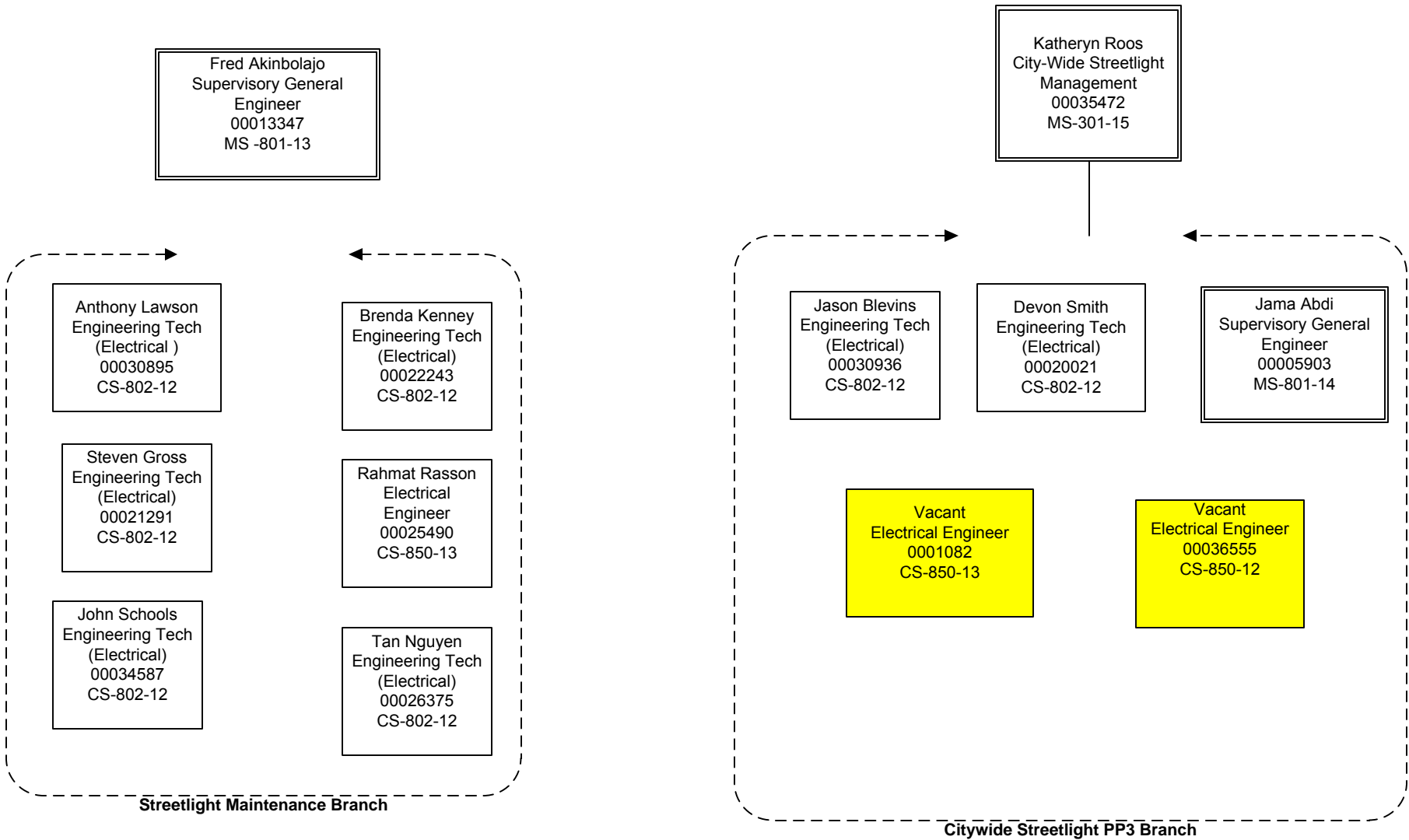
Roadway Operations Group (Pavement/Alleys/Sidewalks) Section

Bridge/Tunnel Mgmt & Data Collection/Analysis Section

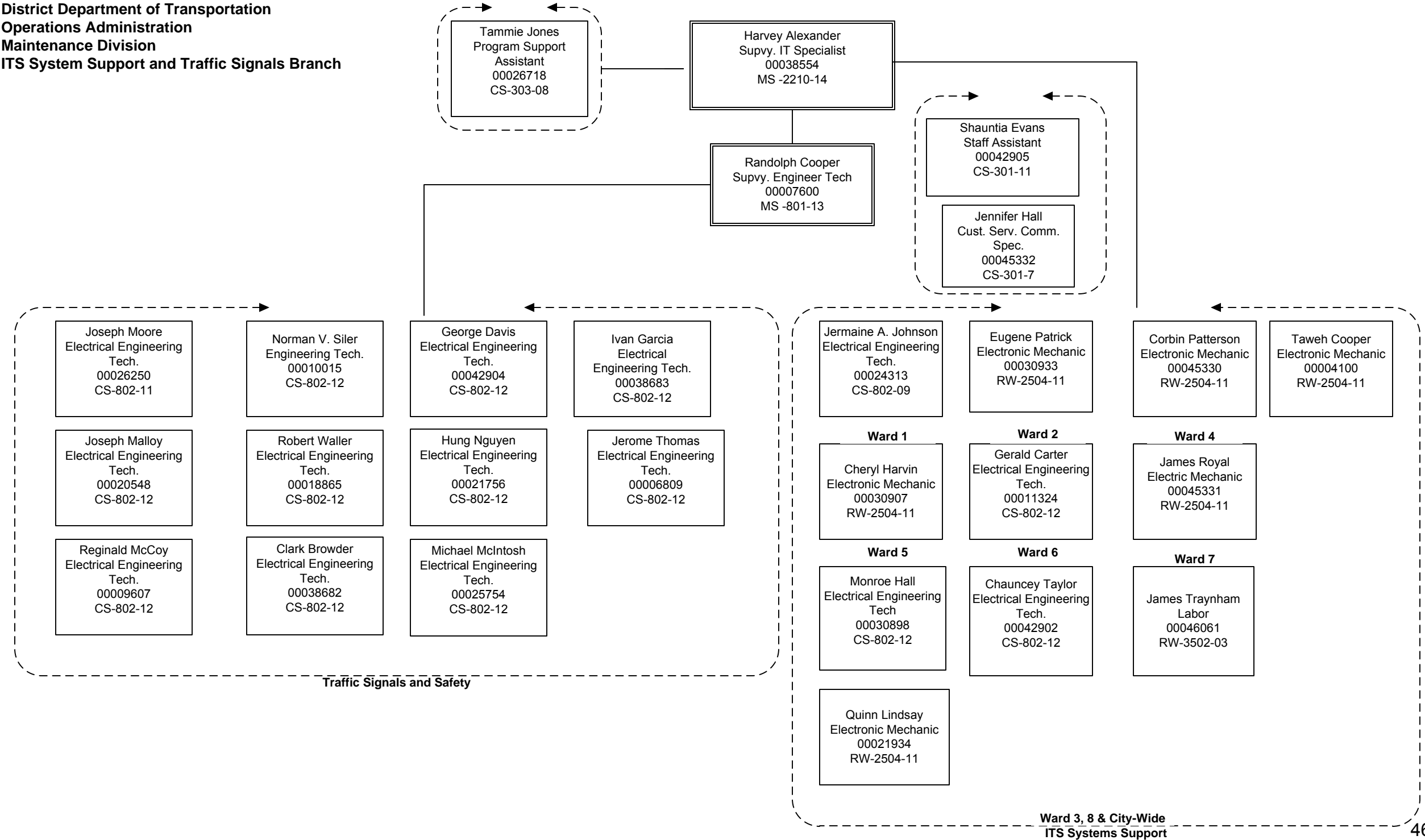
District Department of Transportation
Operations Administration
Maintenance Division
Street and Bridge Maintenance Branch



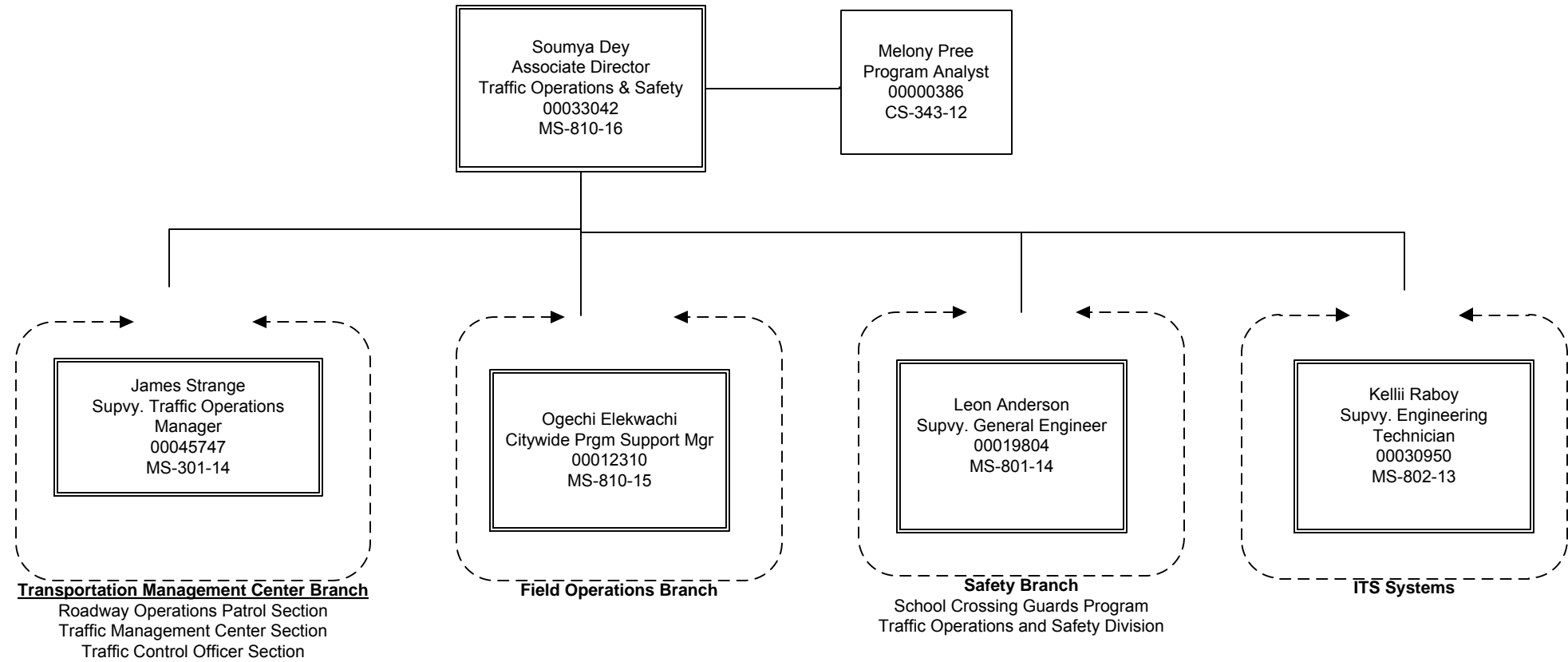
District Department of Transportation
Office of the Operations Administration
Maintenance Division
Streetlight Branch



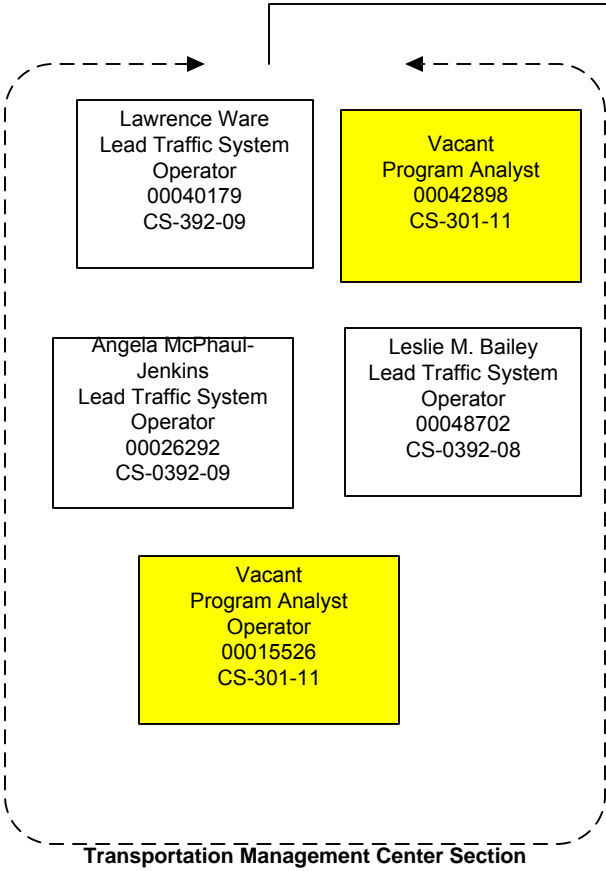

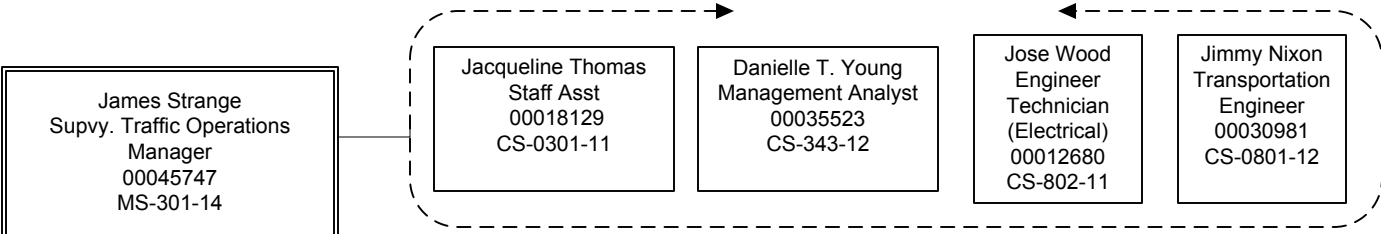
District Department of Transportation
Operations Administration
Maintenance Division
ITS System Support and Traffic Signals Branch



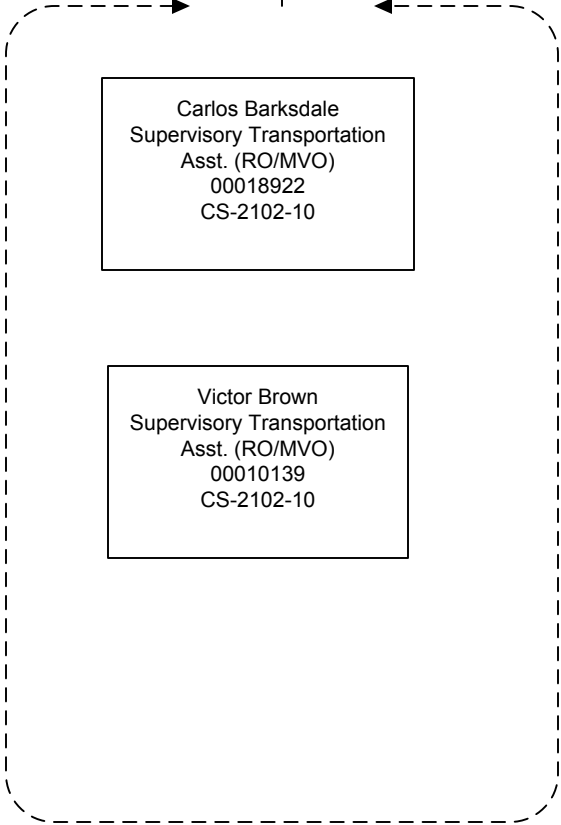
District Department of Transportation
Operations Administration
Traffic Operations & Safety Division



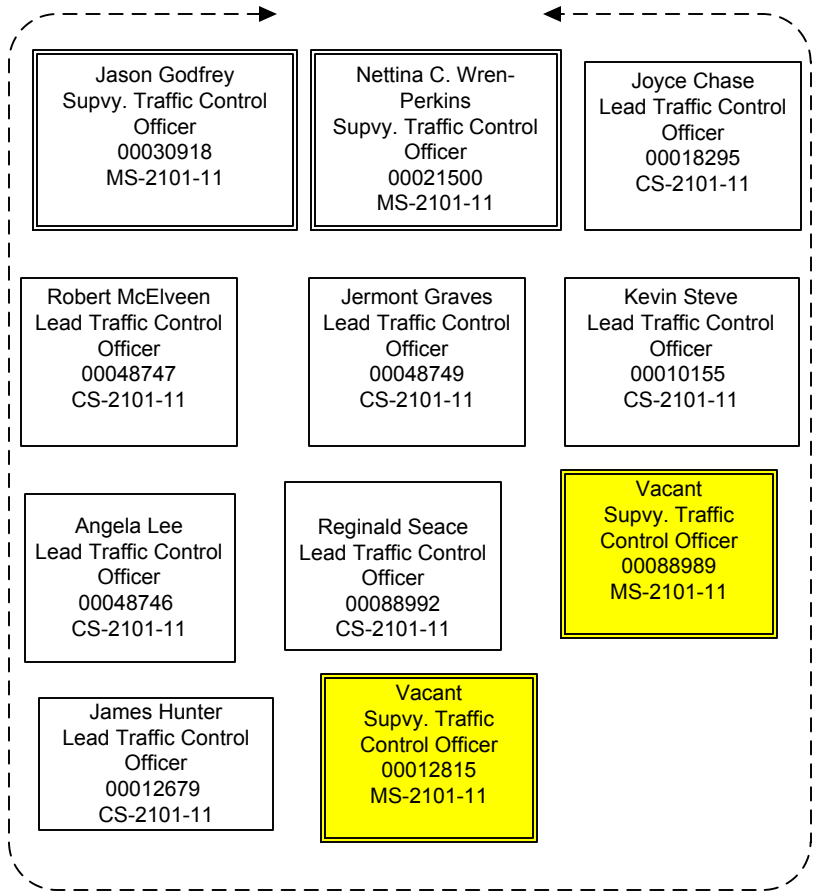
District Department of Transportation
Operations Administration
Traffic Operations & Safety Division
Traffic Operations Branch



Transportation Management Center Section

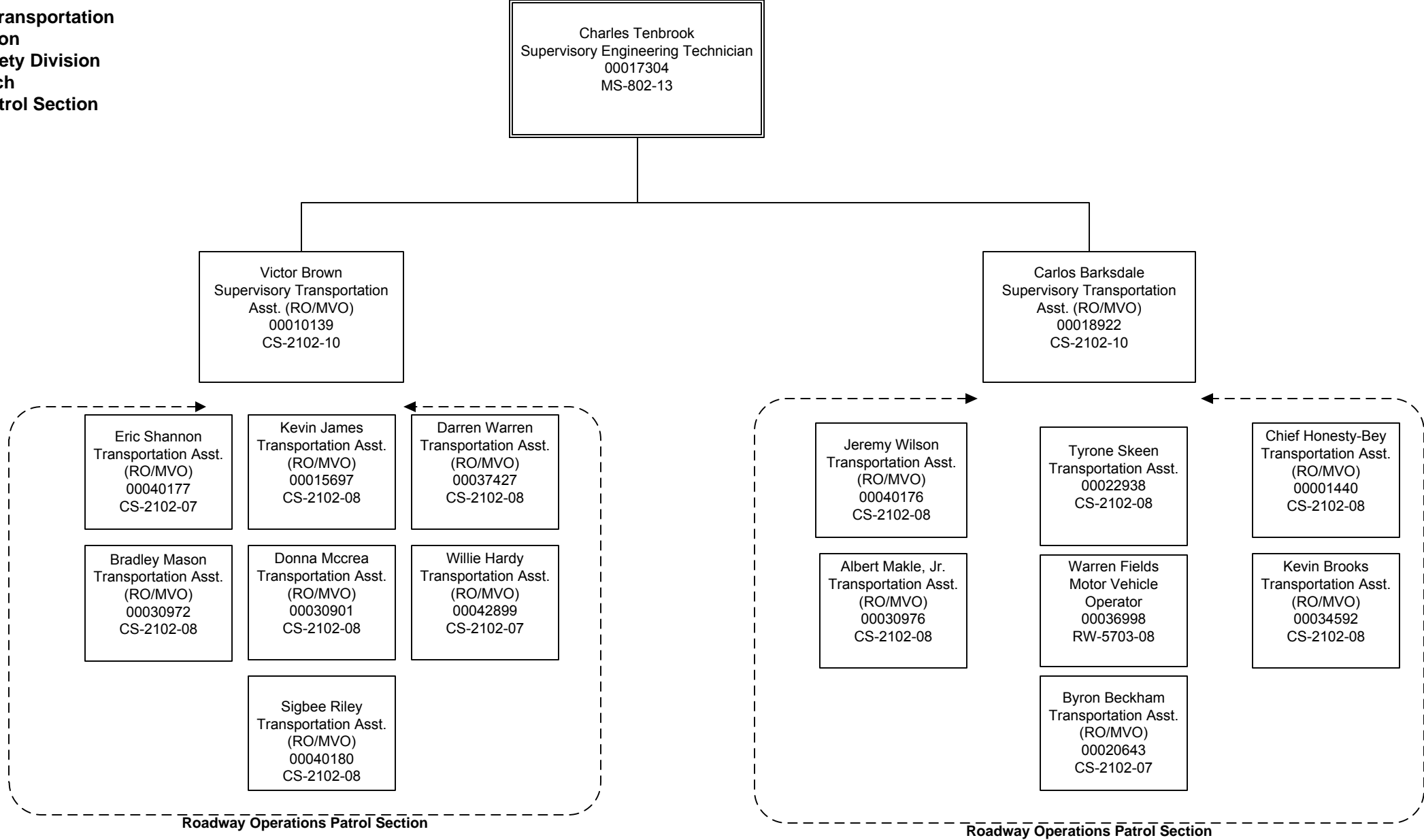


Roadway Operations Patrol Unit



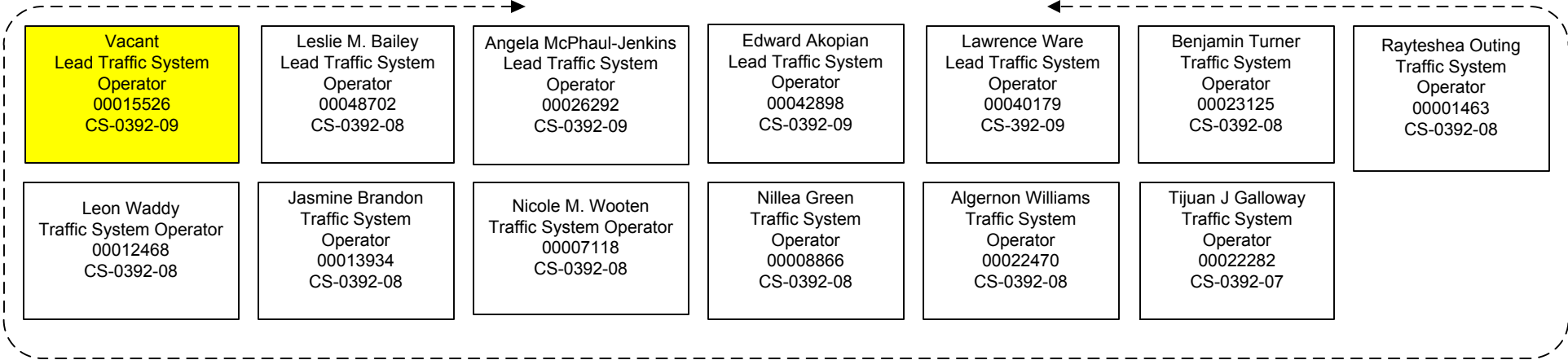
Traffic Control Officers Program

District Department of Transportation
Operations Administration
Traffic Operations & Safety Division
Traffic Operations Branch
Roadway Operations Patrol Section



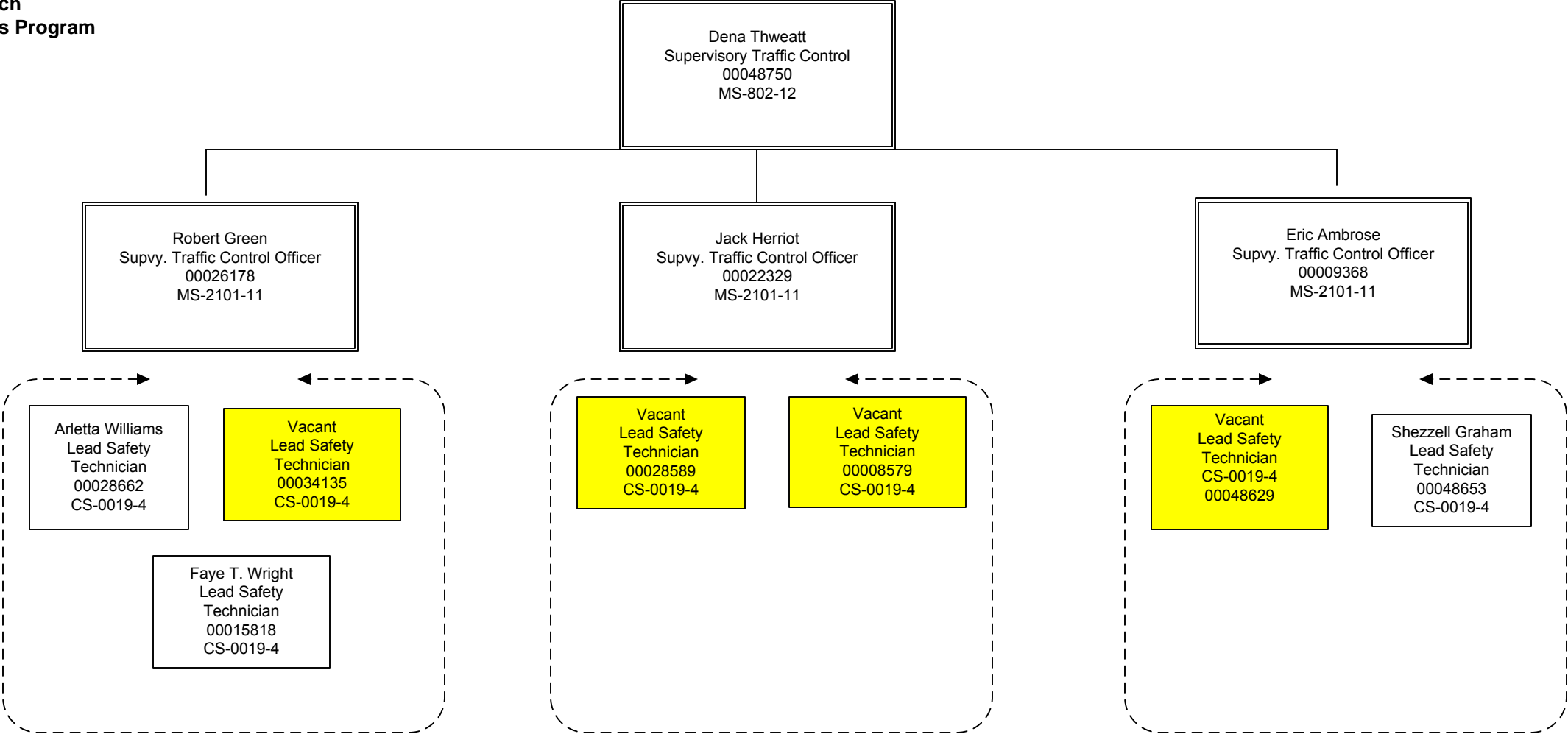
District Department of Transportation
Operations Administration
Traffic Operations & Safety Division
Transportation Management Center

Charles Tenbrook
Supervisory Engineering Technician
00017304
MS-802-13

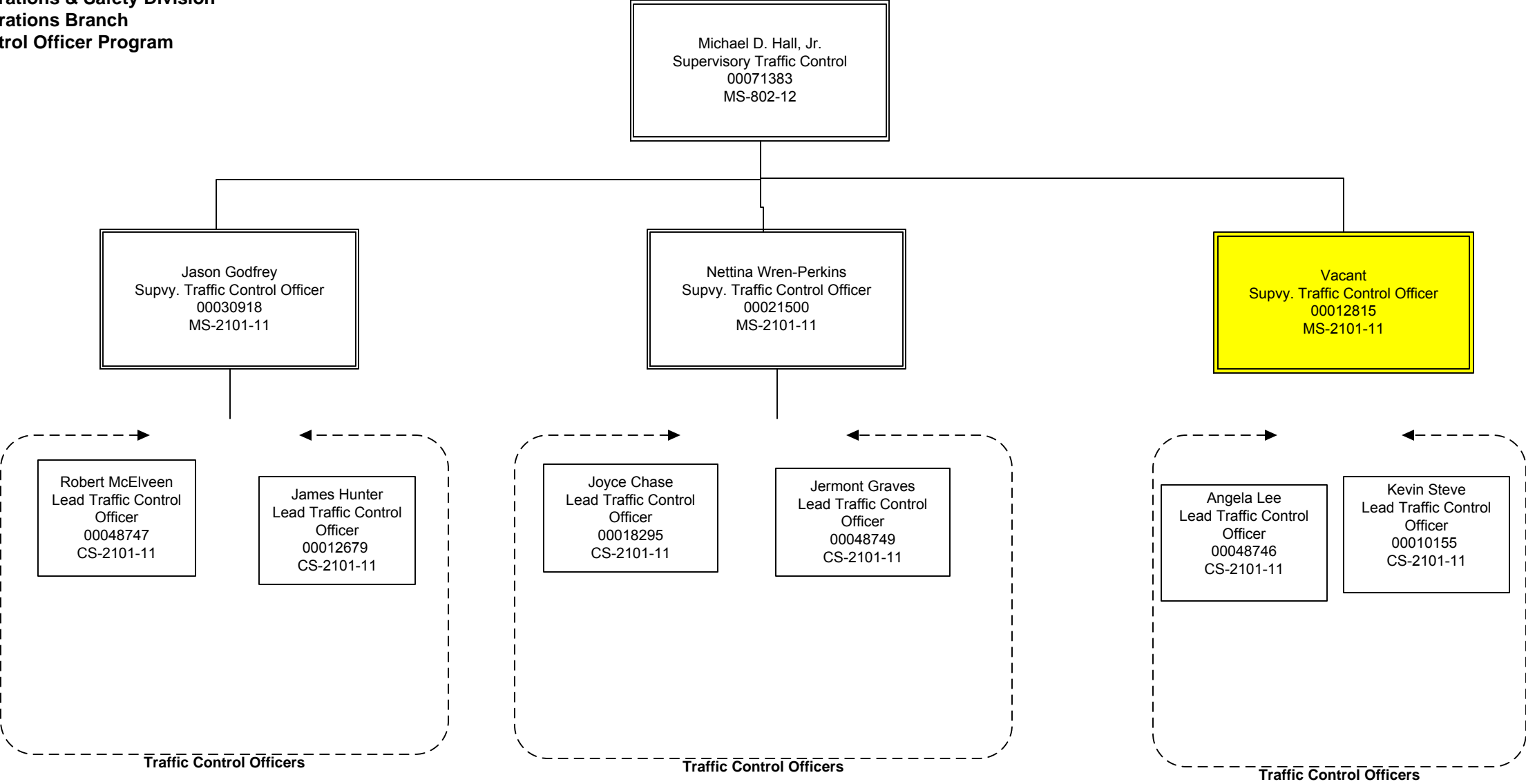


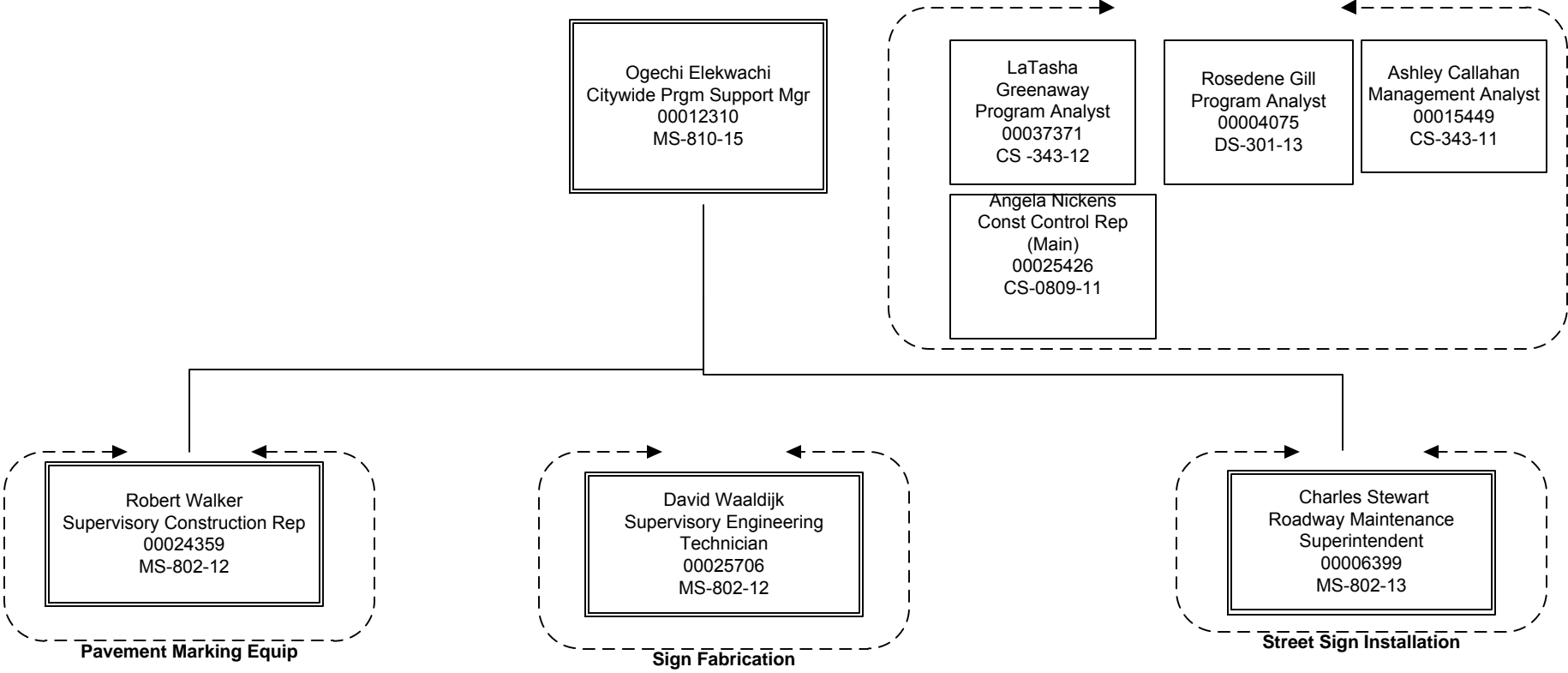
Transportation Management Center Section
MLK BLDG

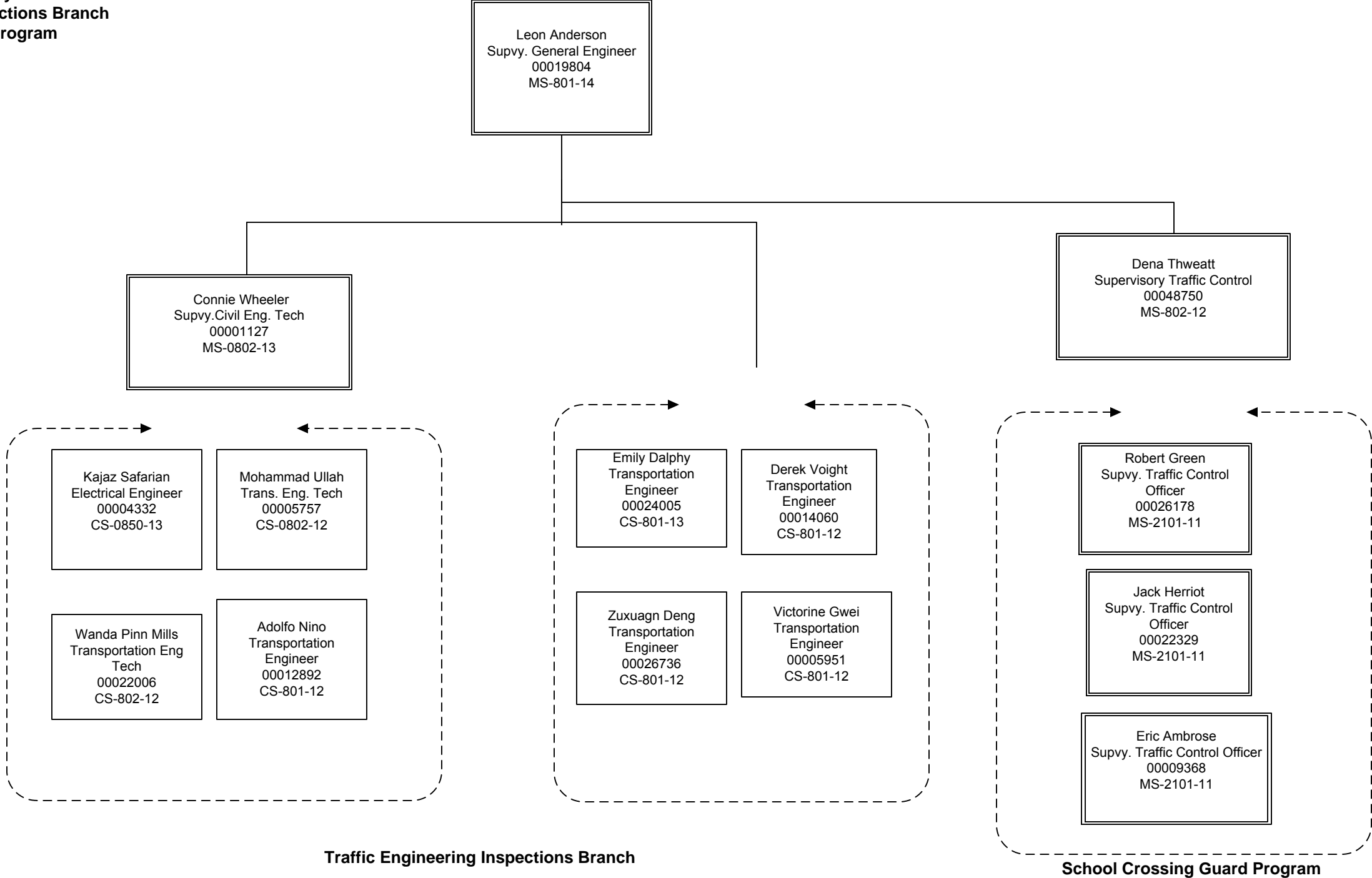
District Department of Transportation
Operations Administration
Traffic Operations & Safety Division
Traffic Operations Branch
School Crossing Guards Program



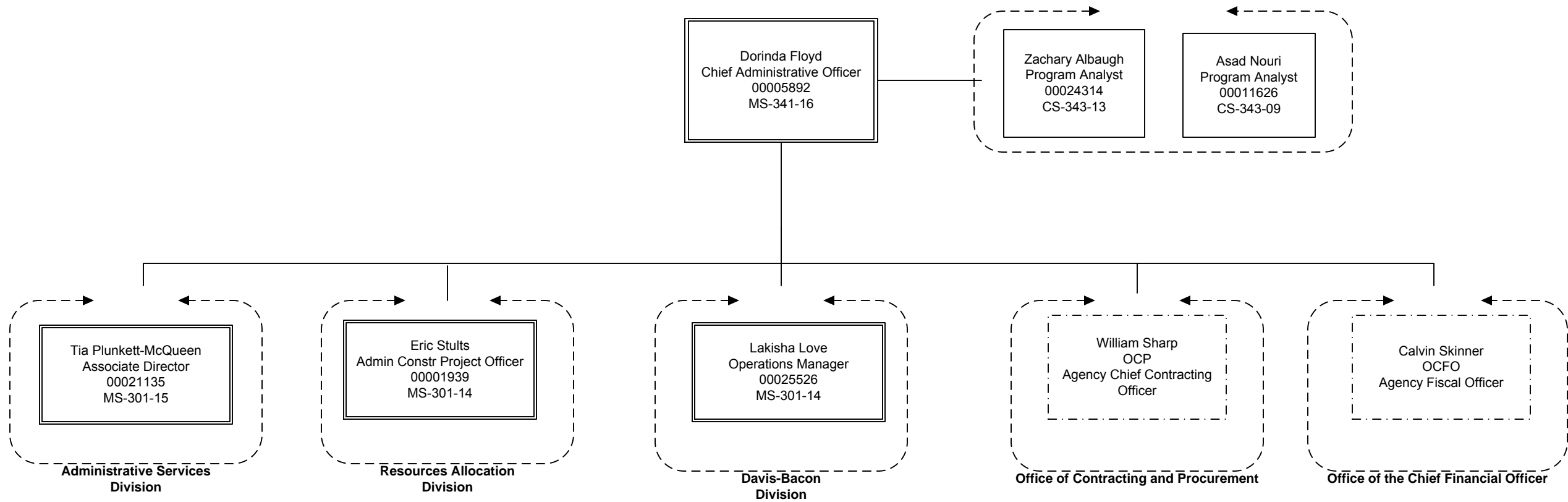
District Department of Transportation
Operations Administration
Traffic Operations & Safety Division
Traffic Operations Branch
Traffic Control Officer Program



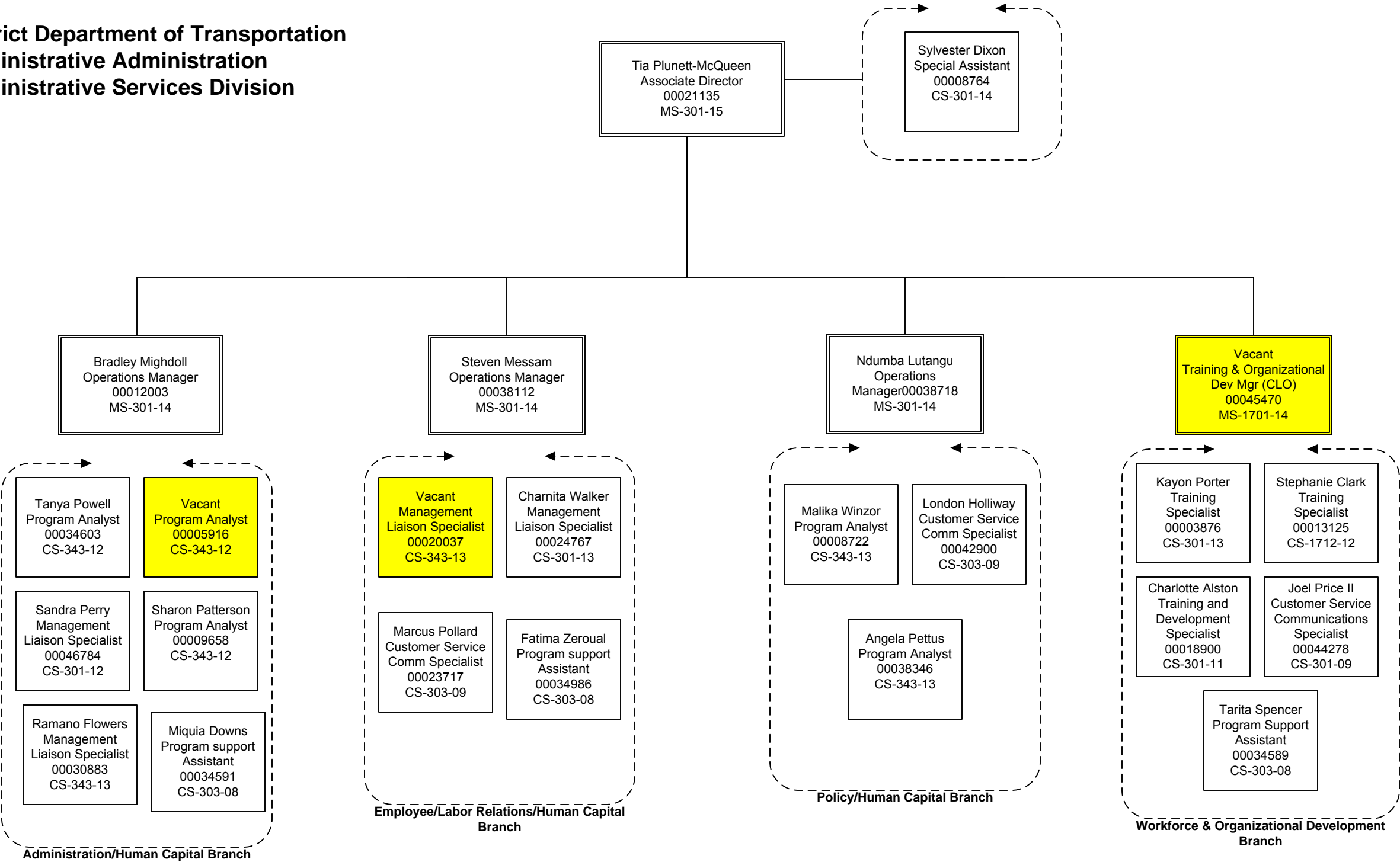




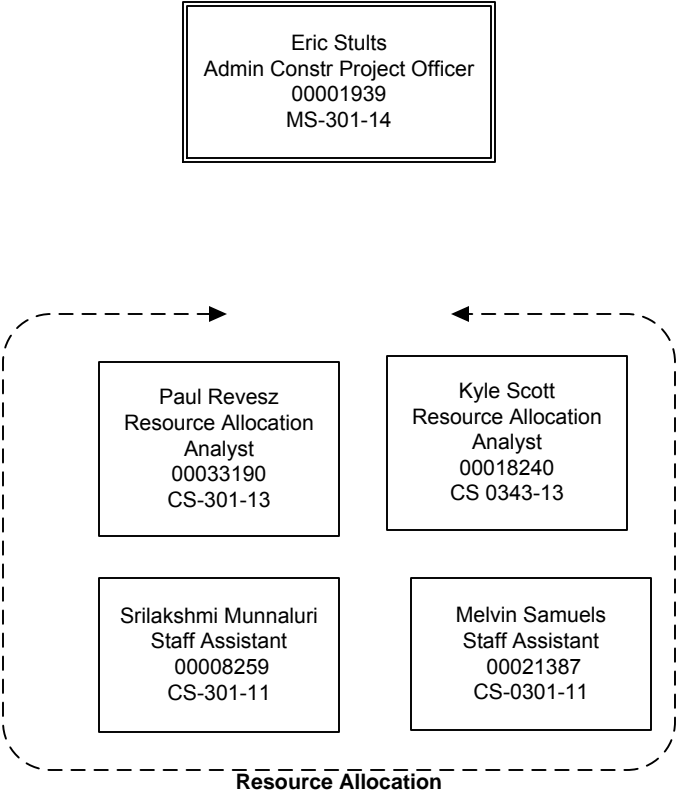
District Department of Transportation
Administrative Administration
Office of the Chief Administrative Officer



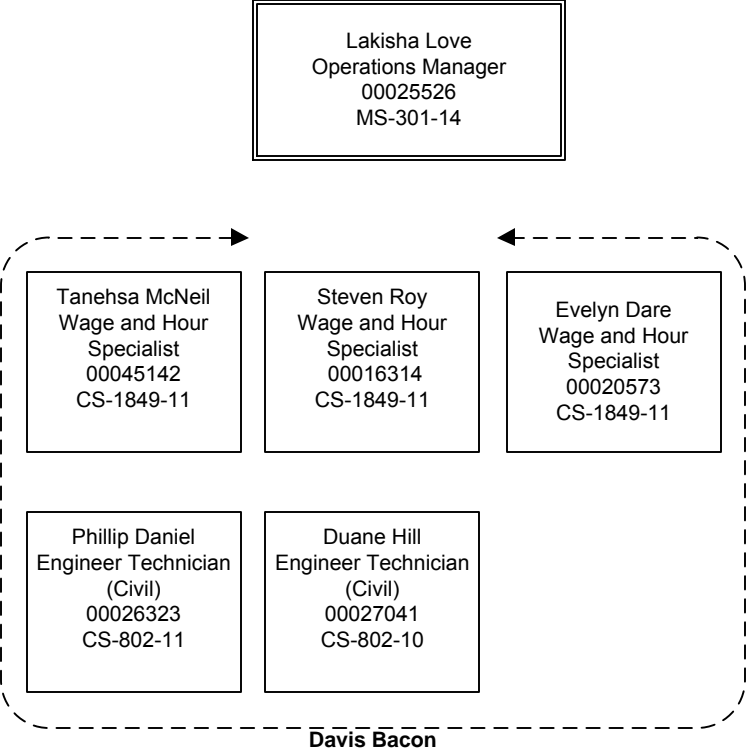
District Department of Transportation
Administrative Administration
Administrative Services Division



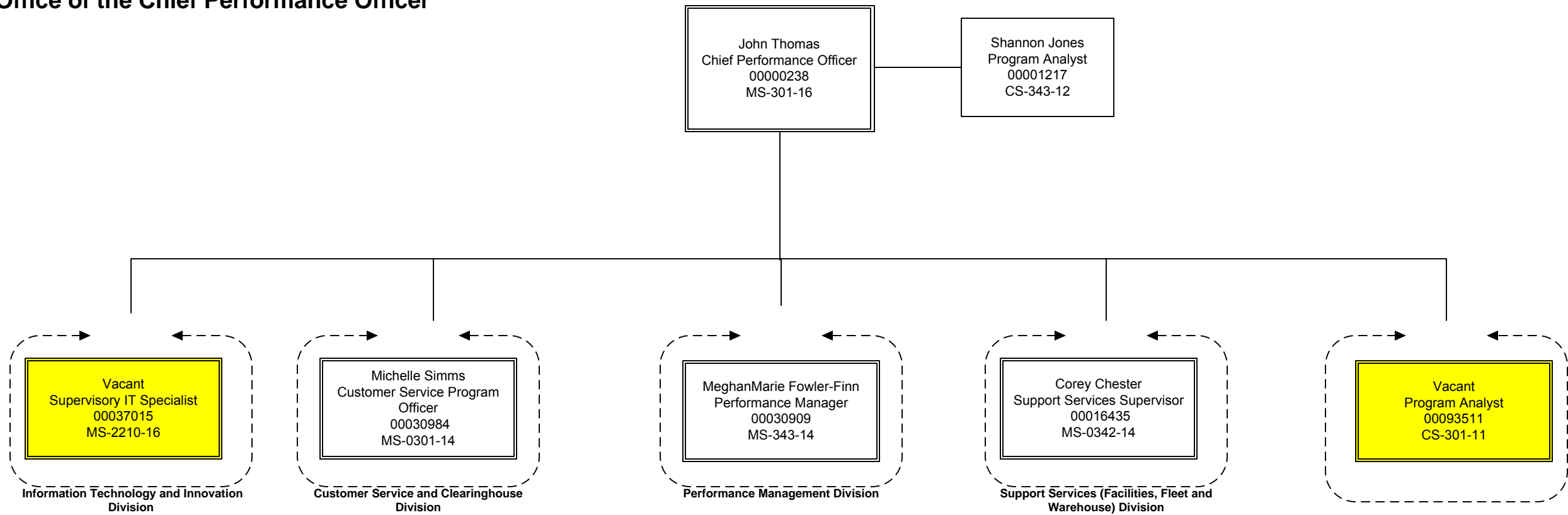
District Department of Transportation
Administrative Administration
Resource Allocation Division



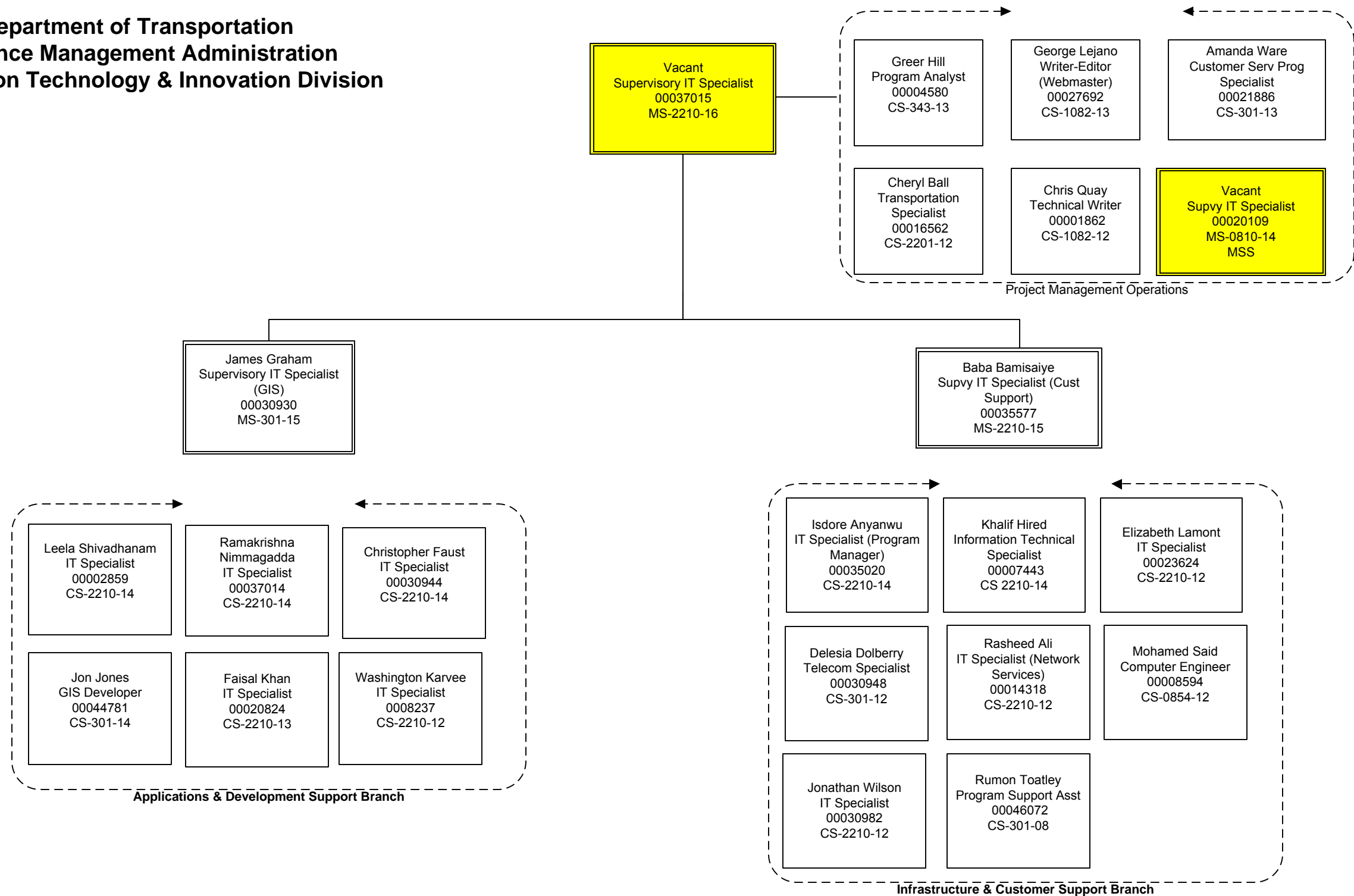
District Department of Transportation
Administrative Administration
Davis Bacon Division



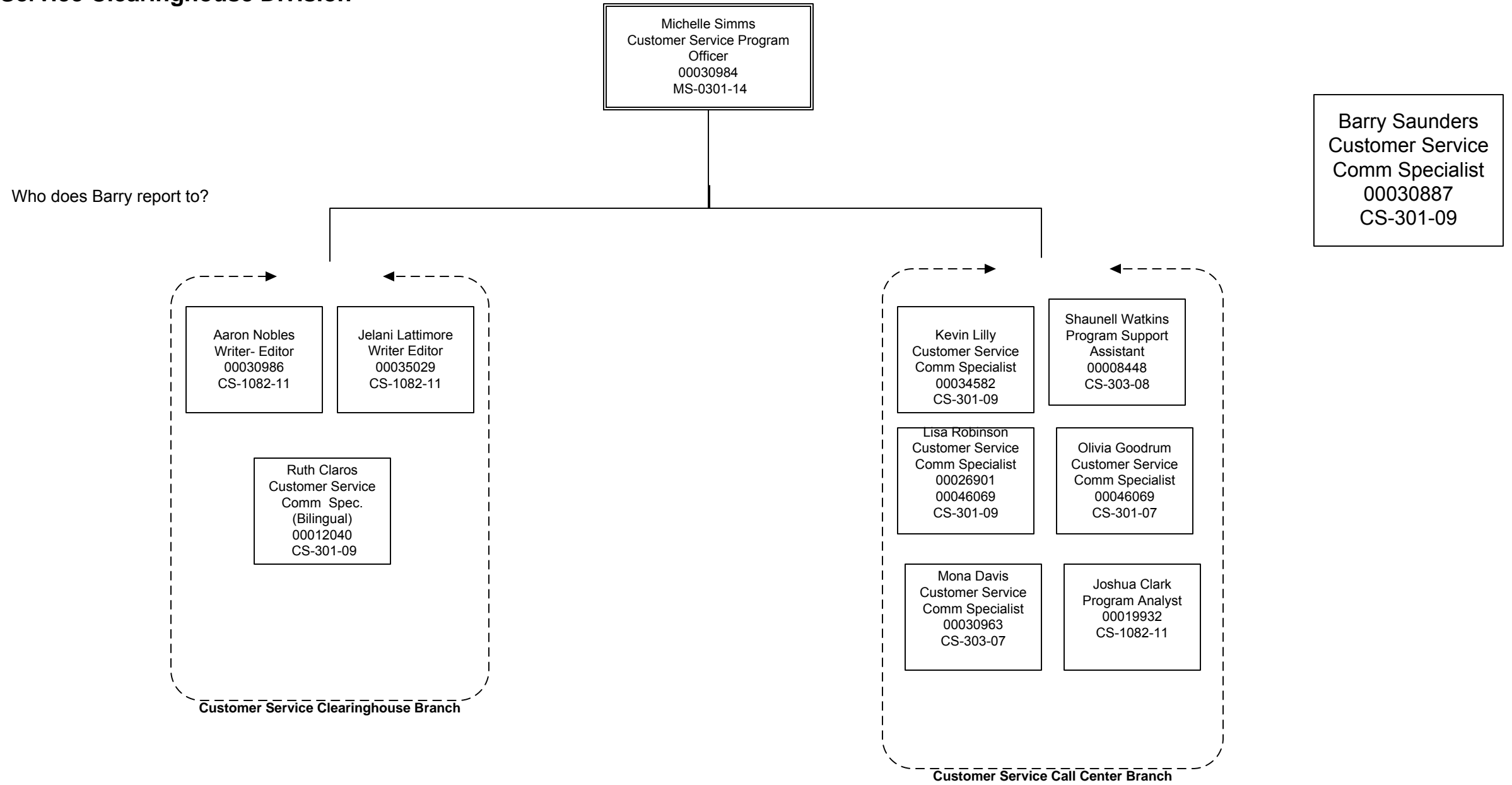
District Department of Transportation
Performance Management Administration
Office of the Chief Performance Officer



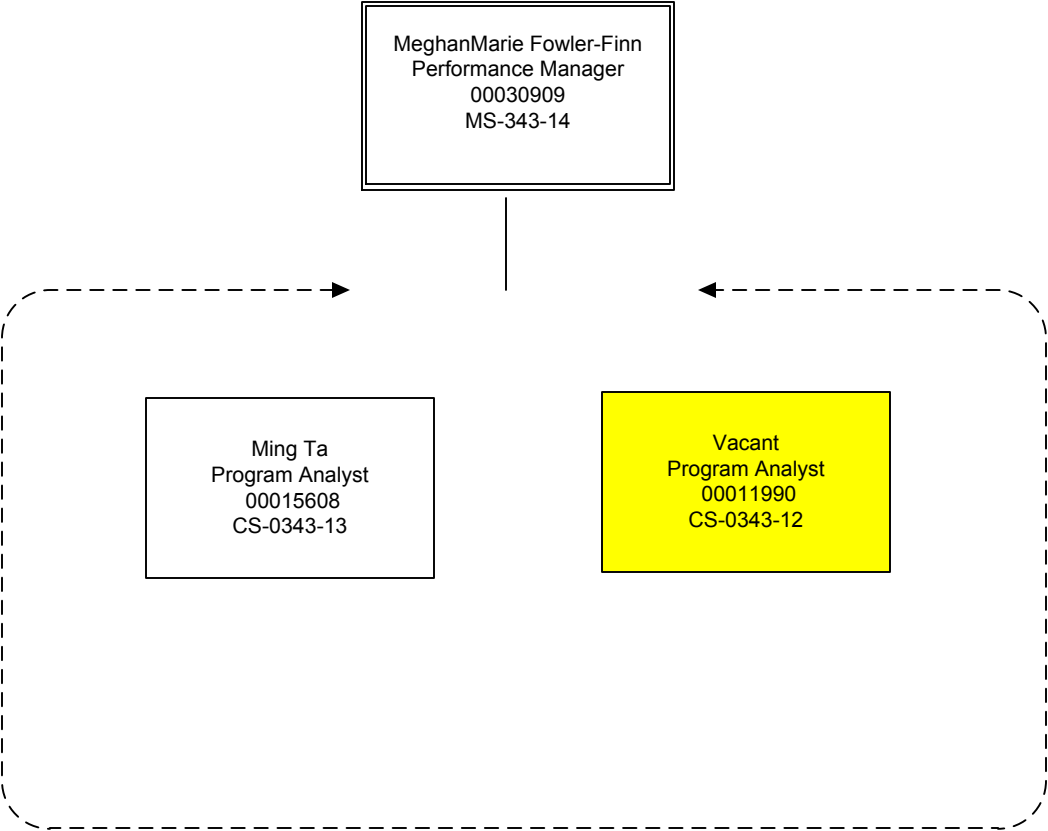
District Department of Transportation
Performance Management Administration
Information Technology & Innovation Division



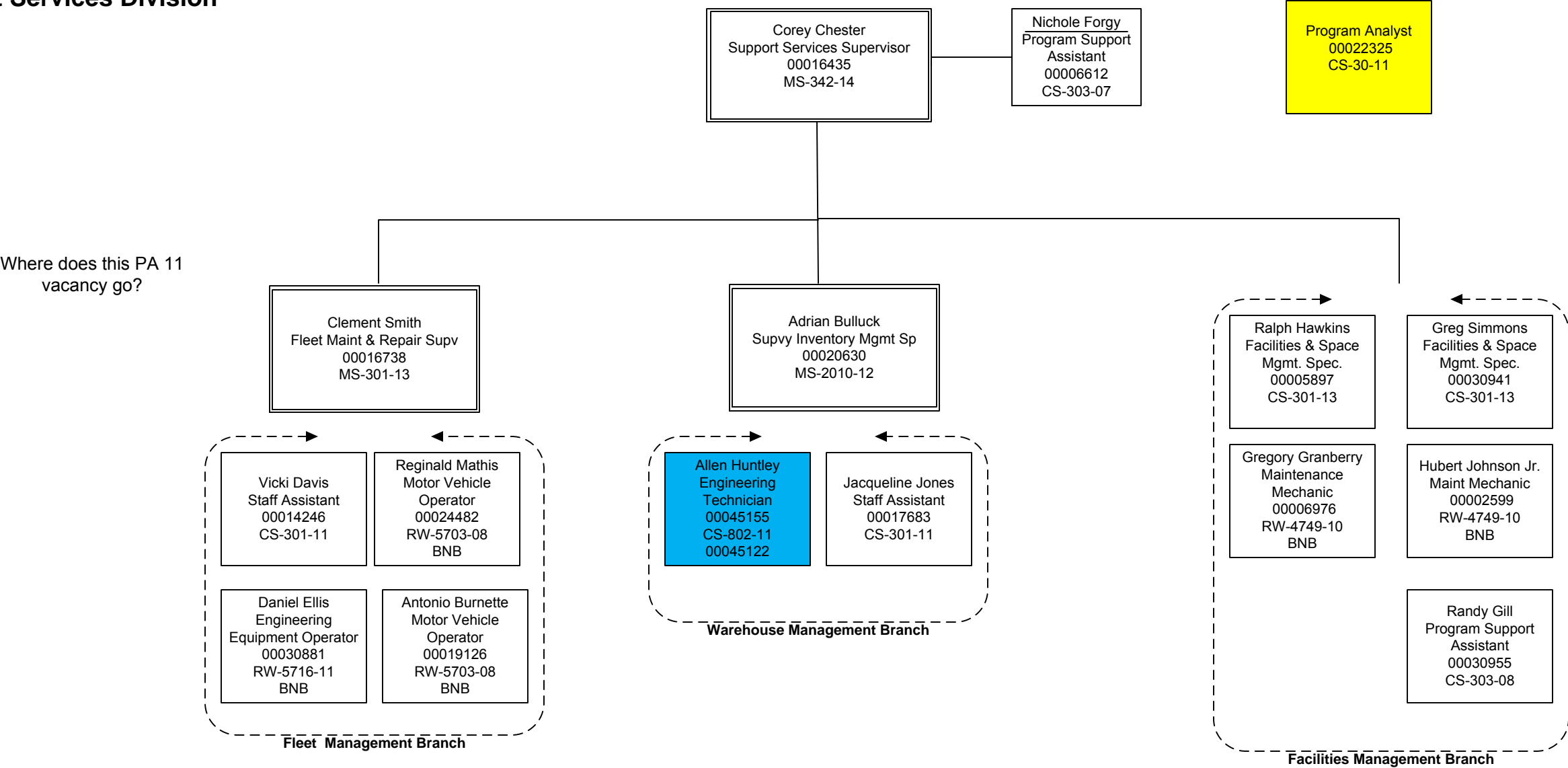
**District Department of Transportation
Performance Management Administration
Customer Service Clearinghouse Division**



District Department of Transportation
Performance Management Administration
Performance Management Division



District Department of Transportation
Performance Management Administration
Support Services Division





D.C. Department of Transportation

Employee Position Detail

As of 2/14/2018

Posn Nbr	Title	Name	Hire Date	Vac Stat	Grade	Step	Salary	FTE x Dist	Union	Department Name	Location Name	Reports to Name	Posn Effdt	Position NTE Dt	F/P Time	Reg/Temp/Term
00005916	Program Analyst	Flowers,Ramono E	5/7/2012	F		12	2 72,528.00	1	XAA	Administrative Services Branch	District Dept of Transportatio	Mighdoll,Bradley	10/8/2017	10/7/2005	F	Reg
00008764	Special Assistant	Dixon,Sylvester J	6/6/1989	F		14	6 111,131.00	1	XAA	Administrative Services Branch	District Dept of Transportatio	LUTANGU,NDUMBA	12/8/2017		F	Reg
00012003	Operations Manager	Mighdoll,Bradley	4/14/2014	F		14	0 103,000.00	1	MSS	Administrative Services Branch	District Dept of Transportatio	McQueen,Tia	10/1/2016		F	Reg
00021135	Assoc. Dir., Admin. Services	McQueen,Tia	9/6/2016	F		15	0 132,758.76	1	MSS	Administrative Services Branch	District Dept of Transportatio	Floyd,Dorinda	10/1/2016	9/1/2005	F	Reg
00023717	Cust Svc Communications Spec.	Pollard,Marcus T	6/4/2012	F		9	4 51,709.00	1	XAA	Administrative Services Branch	District Dept of Transportatio	Messam,Steven E	2/2/2017	1/11/2005	F	Reg
00034591	Program Support Assistant	Downs,Miquia		F		8	1 42,897.00	1	XAA	Administrative Services Branch	District Dept of Transportatio	Mighdoll,Bradley	12/8/2017		F	Term
00034986	Program Support Assistant	Zeroual,Fatima	10/28/2013	F		8	4 46,998.00	1	XAA	Administrative Services Branch	District Dept of Transportatio	Messam,Steven E	10/2/2016		F	Term
00038718	OPERATIONS MGR	LUTANGU,NDUMBA	1/23/2006	F		14	0 99,659.00	1	MSS	Administrative Services Branch	District Dept of Transportatio	McQueen,Tia	10/1/2016		F	Reg
00042900	CUSTOMER SERVICE COMM SPEC	Holliway,London	12/31/2012	F		9	3 50,201.00	1	XAA	Administrative Services Branch	District Dept of Transportatio	LUTANGU,NDUMBA	10/1/2016		F	Reg
00030883	Management Liaison Specialist			V		13	0 81,050.00	1	XAA	Administrative Services Branch	District Dept of Transportatio	McQueen,Tia	11/9/2017		F	Reg
00003327	Masonry Worker	Shorter,Gregory R	10/6/2014	F		8	9 60,964.80	1	BNB	Alley Paving Unit	1403 W St NE	Wood,Leslie	6/23/2017		F	Reg
00017167	ASPHALT WORKER LEADER	Williams,Andrea B	1/31/2000	F		7	10 64,958.40	1	BNB	Alley Paving Unit	1403 W St NE	Wooten,George Anthony	7/5/2017	7/12/2005	F	Reg
00023011	ASPHALT WORKER FOREMAN	Morris,Robert H d	8/11/1986	F		6	10 62,004.80	1	XAA	Alley Paving Unit	1403 W St NE	Phillips,Cornelious E	6/26/2017		F	Reg
00024482	MOTOR VEHICLE OPERATOR	MATHIS,REGINALD BRYAN	11/19/2012	F		8	6 56,035.20	1	BNB	Alley Paving Unit	1403 W St NE	Smith,Clement Eugene	2/19/2017		F	Term
00025478	MOTOR VEHICLE OPERATOR	Miller,George J	6/6/2011	F		8	6 56,035.20	1	BNB	Alley Paving Unit	1403 W St NE	Phillips,Cornelious E	6/26/2017		F	Reg
00030961	Masonry Leader	Jones,Roland D	3/27/1990	F		8	7 63,419.20	1	BNA	Alley Paving Unit	1403 W St NE	Wood,Leslie	6/11/2017		F	Reg
00015298	ENGINEERING EQUIPMENT OPR			V		11	1 55,307.20	1	BNB	Alley Paving Unit	1403 W St NE	Lott,Joanell S	10/1/2016		F	Reg
00019831	ENGINEERING EQUIPMENT OPR			V		11	1 55,307.20	0.5	BNB	Alley Paving Unit	1403 W St NE	Lott,Joanell S	10/1/2016		F	Reg
00004024	Engineering Tech. (Civil)	Johnson,Damon S	1/19/2000	F		11	8 75,323.00	1	BNA	Anacostia Waterfront Initiativ	District Dept of Transportatio	Lytle,Delmar	10/1/2016		F	Reg
00007405	Civil Engineer	Eskender,Konjit	10/22/2001	F		14	7 123,519.00	1	BNG	Anacostia Waterfront Initiativ	District Dept of Transportatio	Ganvir,Ravindra	10/1/2016		F	Reg
00008108	CIVIL ENGINEER	D'Arbela,Denis	12/22/2008	F		12	10 97,340.00	1	BNA	Anacostia Waterfront Initiativ	District Dept of Transportatio	Clabaugh,Mark R	10/1/2016		F	Reg
00012965	Supv Civil Engineer	Lytle,Delmar	9/8/2014	F		15	0 147,518.15	1	MSS	Anacostia Waterfront Initiativ	District Dept of Transportatio	Kenney Jr.,Richard William	2/21/2017		F	Reg
00013745	Civil Engineer	Asfaw,Etayenesh	12/1/2014	F		12	7 90,254.00	1	BNG	Anacostia Waterfront Initiativ	District Dept of Transportatio	Kowalczyk,Katherine	10/1/2016		F	Reg
00016967	CIVIL ENGINEER	Okechukwu,Alexander O	11/10/2008	F		12	10 97,340.00	1	BNG	Anacostia Waterfront Initiativ	District Dept of Transportatio	Soriano Jr.,Anthony	3/10/2017		F	Reg
00017750	Engineering Tech. (Civil)	Fields,Lacrecia	1/31/2000	F		11	8 75,323.00	1	BNA	Anacostia Waterfront Initiativ	District Dept of Transportatio	Lytle,Delmar	10/1/2016		F	Reg
00023997	Transportation Spec (Traff Op)	Cloyd,Ra'Adia K	6/3/2002	F		13	5 98,901.00	1	BNA	Anacostia Waterfront Initiativ	District Dept of Transportatio	Lytle,Delmar	2/17/2017	11/21/2004	F	Reg
00026239	Engineering Tech. (Civil)	Lowery,Clifford J	5/31/2012	F		11	10 79,275.00	1	BNA	Anacostia Waterfront Initiativ	District Dept of Transportatio	Lytle,Delmar	10/1/2016		F	Reg
00030983	CIVIL ENGINEER	Howland,Dennis	4/18/2017	F		13	8 107,334.00	1	BNG	Anacostia Waterfront Initiativ	District Dept of Transportatio	Lytle,Delmar	10/1/2016		F	Reg
00033623	Supvy Civil Engineer	Kowalczyk,Katherine	7/25/2016	F		14	0 122,570.00	1	MSS	Anacostia Waterfront Initiativ	District Dept of Transportatio	Simie,Ejigineh	3/29/2017	12/28/2005	F	Reg
00035108	CIVIL ENGINEER	Oladokun,Abiodun Adedayo	4/8/2002	F		12	8 92,616.00	1	BNG	Anacostia Waterfront Initiativ	District Dept of Transportatio	Arias-Fernandez,Arturo	3/21/2017		F	Reg
00002859	INFORMATION TECHNOLOGY SPECIAL	Shivadhanam,Leela B	8/11/2003	F		14	10 123,403.00	1	XAA	Applications & Development Sup	District Dept of Transportatio	Bamisiaye,Baba	10/1/2016		F	Reg
00027692	Writer-Editor (Webmaster)	Lejano,George R	10/20/2003	F		13	8 99,229.00	1	XAA	Applications & Development Sup	District Dept of Transportatio	Graham,James Knox	10/1/2016		F	Reg
00030930	Sup IT Spec (Spa Data Sys/GIS)	Graham,James Knox	7/15/2013	F		15	0 118,912.04	1	XAA	Applications & Development Sup	District Dept of Transportatio	Thomas,John P	10/22/2017		F	Reg
00037014	IT Specialist	Nimmagadda,Ramakrishna P	3/16/2009	F		14	8 117,267.00	1	XAA	Applications & Development Sup	District Dept of Transportatio	Graham,James Knox	10/1/2016		F	Reg
00007409	Management Analyst	Gray,Michaud	2/4/2008	F		12	2 72,528.00	1	XAA	Asset Management	District Dept of Transportatio	Robinson,Suzette	1/12/2018		F	Reg
00015158	SUPVY MAINTENANCE & OP PLANNR	Dorsey,Joseph D	5/12/2008	F		14	0 111,883.20	1	MSS	Asset Management	District Dept of Transportatio	Horton,Aaron	10/30/2017		F	Reg
00017385	Street & Bridge Maint Prog Mgr	Lawrence,Brian	10/31/2016	F		15	0 128,000.00	1	MSS	Asset Management	District Dept of Transportatio	Horton,Aaron	11/21/2017	5/21/2005	F	Reg
00045763	CIVIL ENGINEER	Azzam,Amal E	8/11/2003	F		13	10 112,956.00	1	BNG	Asset Management	District Dept of Transportatio	Horton,Aaron	1/7/2018		F	Reg
00001659	CIVIL ENGINEER	Matharu,Jaswant S	4/27/1998	F		13	8 107,334.00	1	BNG	Asset Management Analysis Divi	District Dept of Transportatio	Arias-Fernandez,Arturo	3/21/2017		F	Reg
00011038	Engineering Tech. (Civil)	Moon,Adrian S	12/10/2007	F		11	2 63,467.00	1	BNA	Asset Management Analysis Divi	District Dept of Transportatio	Arias-Fernandez,Arturo	12/8/2017		F	Reg
00013842	CIVIL ENGINEER	Carpenter,Edward A	10/10/2000	F		13	8 107,334.00	1	BNG	Asset Management Analysis Divi	District Dept of Transportatio	Dorsey,Joseph D	1/31/2017		F	Reg
00014779	Engineering Tech. (Civil)	Arno,Tianeka P	4/24/2000	F		11	7 73,347.00	1	BNA	Asset Management Analysis Divi	District Dept of Transportatio	Arias-Fernandez,Arturo	3/21/2017		F	Reg
00016350	CIVIL ENGINEER	Rennie,Simon A	5/27/1986	F		14	10 123,403.00	1	XAA	Asset Management Analysis Divi	District Dept of Transportatio	Horton,Aaron	12/10/2017		F	Reg
00021796	Neighborhood Maintenance Coord	Boyd,Earl C	10/2/2017	F		12	10 89,992.00	1	XAA	Asset Management Analysis Divi	District Dept of Transportatio	Robinson,Suzette	10/11/2017		F	Reg
00035106	CIVIL ENGINEER	Makonnen,Wolde M	9/8/2003	F		13	9 110,145.00	1	BNG	Asset Management Analysis Divi	District Dept of Transportatio	Dorsey,Joseph D	1/31/2017		F	Reg
00016933	CIVIL ENGINEER			V		12	1 76,082.00	1	BNG	Asset Management Analysis Divi	District Dept of Transportatio	Kaufmann,Andrew	11/29/2016		F	Reg
00020109	Supvy Civil Engineer			V		14	1 119,591.00	1	MSS	Asset Management Analysis Divi	District Dept of Transportatio	Horton,Aaron	10/29/2017		F	Reg
00030946	Supervisory General Engineer (V		15	0 132,745.00	1	MSS	Asset Management Analysis Divi	District Dept of Transportatio	Robinson,Suzette	10/12/2017		F	Reg
00033797	CIVIL ENGINEER			V		13	1 87,657.00	1	BNG	Asset Management Analysis Divi	District Dept of Transportatio	Kaufmann,Andrew	7/14/2017		F	Reg
00018716	MOTOR VEHICLE OPERATOR	Sykes,Clarence R	4/19/2004	F		8	9 60,964.80	1	BNB	Bridge & Street Maintenance	Street & Bridge Maintenance	Wooten,George Anthony	7/5/2017	4/18/2005	F	Reg
00019126	MOTOR VEHICLE OPERATOR	Burnette,Antonio U	5/16/2005	F		8	9 60,964.80	1	BNB	Bridge & Street Maintenance	Street & Bridge Maintenance	Smith,Clement Eugene	2/19/2017		F	Reg
00020756	SUPV ENGINEERING TECH	Davila,Isidro	10/2/2017	F		12	0 75,356.00	1	MSS	Bridge & Street Maintenance	Street & Bridge Maintenance	Salmon,Willie M	11/25/2017		F	Reg
00022837	CONSTRUCTION REPRESENTATIVE	Nobles,Derrick J	12/31/2001	F		11	9 77,299.00	1	BNG	Bridge & Street Maintenance	Street & Bridge Maintenance	Dorsey,Joseph D	2/10/2017		F	Reg
00023146	Management Analyst	Ajagba,Laurita	4/6/2015	F		12	5 79,077.00	1	XAA	Bridge & Street Maintenance	Street & Bridge Maintenance	Lawrence,Brian	12/20/2017		F	Reg
00024879	Equip Oper Supvr (Heavy Equip)	Lott,Joanell S	7/10/2006	F		11	0 63,861.03	1	MSS	Bridge & Street Maintenance	1403 W St NE	Lawrence,Brian	11/25/2017		F	Reg
00030939	CONSTRUCTION REP MAINTENANCE	Lucas,Chall A	6/25/2007	F		8	7 55,267.00	1	BNA	Bridge & Street Maintenance	Street & Bridge Maintenance	Lawrence,Brian	6/12/2017		F	Reg
00030950	Supervisory Engineering Techni	Raboy,Kelli	1/23/2017	F		13	0 100,136.46	1	MSS	Bridge & Street Maintenance	1403 W St NE	Dey,Soumya S	2/2/2017		F	Reg
00032467	Program Support Assistant	Marshall,Celicia L	1/12/2009	F		8	6 49,732.00	1	XAA	Bridge & Street Maintenance	Street & Bridge Maintenance	Salmon,Willie M	6/12/2017	1/29/2005	F	Reg

00033202	Roadway Maintenance Superinten	Salmon,Willie M	10/7/2002	F	13	0	91,180.10	1	MSS	Bridge & Street Maintenance	District Dept of Transportatio	Lawrence,Brian	6/12/2017	F	Reg	
00037016	ENGINEERING EQUIPMENT OPR	Smith,Kenneth W	2/6/1984	F	11	10	72,716.80	1	BNB	Bridge & Street Maintenance	Street & Bridge Maintenance	Wooten,George Anthony	5/3/2017	F	Reg	
00018553	Engineering Technician (Civil)			V	7	1	42,250.00	1	BNA	Bridge & Street Maintenance	Street & Bridge Maintenance	Edwards,Bernadette	10/1/2016	F	Reg	
00022879	MOTOR VEHICLE OPERATOR			V	8	1	47,819.20	1	BNB	Bridge & Street Maintenance	Street & Bridge Maintenance	Whren,James A	10/1/2016	F	Reg	
00030872	Laborer			V	4	1	37,564.80	1	BNA	Bridge & Street Maintenance	Street & Bridge Maintenance	Wood,Leslie	11/19/2017	F	Reg	
00008374	STRUCTURAL ENGINEER	Cooney,L Donald	12/23/1966	F	14	10	133,476.00	1	BNG	Bridge and Tunnel Branch	Street & Bridge Maintenance	VACANT	11/16/2016	F	Reg	
00030937	CIVIL ENGINEER	Cole,Herman E	11/27/2006	F	13	8	107,334.00	1	BNG	Bridge and Tunnel Branch	Street & Bridge Maintenance	VACANT	11/16/2016	F	Reg	
00009452	BRIDGE REPAIRER	Simpson,Tensly	9/17/2007	F	10	5	60,070.40	1	BNB	Bridge Operations Unit	Street & Bridge Maintenance	Wood,Leslie	6/22/2017	F	Reg	
00015954	Engineering Technician	Mcneely,Robert L	2/7/1972	F	12	9	94,978.00	1	BNA	Bridge Operations Unit	Street & Bridge Maintenance	Lawrence,Brian	11/29/2016	F	Reg	
00017180	BRIDGE REPAIRER	Wheeler,Keonne	9/6/2005	F	10	6	61,900.80	1	BNB	Bridge Operations Unit	Street & Bridge Maintenance	Wood,Leslie	6/22/2017	F	Reg	
00022337	BRIDGE REPAIRER	Taylor,Robert	1/4/1988	F	10	10	69,222.40	1	BNB	Bridge Operations Unit	Street & Bridge Maintenance	Wood,Leslie	11/19/2017	F	Reg	
00024256	BRIDGE REPAIRER	Wilson,Michael E	9/17/2007	F	10	5	60,070.40	1	BNB	Bridge Operations Unit	Street & Bridge Maintenance	Wood,Leslie	6/11/2017	F	Reg	
00025600	BRIDGE REPAIRER	Dawkins,Michael	10/17/2005	F	10	5	60,070.40	1	BNB	Bridge Operations Unit	Street & Bridge Maintenance	Wood,Leslie	11/19/2017	F	Reg	
00030975	BRIDGE REPAIRER	Florance,Jonas J	2/5/2007	F	10	10	69,222.40	1	BNB	Bridge Operations Unit	Street & Bridge Maintenance	Wood,Leslie	11/19/2017	F	Reg	
00008542	DRAWBRIDGE OPERATOR			V	9	1	50,148.80	1	BNB	Bridge Operations Unit	Street & Bridge Maintenance	Salmon,Willie M	10/1/2016	F	Reg	
00015270	DRAWBRIDGE OPERATOR			V	9	1	50,148.80	1	BNB	Bridge Operations Unit	Street & Bridge Maintenance	Salmon,Willie M	10/1/2016	F	Reg	
00018348	BRIDGE REPAIRER			V	10	1	52,748.80	1	BNB	Bridge Operations Unit	Street & Bridge Maintenance	Davila,Isidro	12/11/2016	F	Reg	
00026483	BRIDGE REPAIRER			V	8	1	47,819.20	1	BNB	Bridge Operations Unit	Street & Bridge Maintenance	Lawrence,Brian	10/1/2016	9/1/2005	F	Reg
00004245	Neighborhood Maintenance Coord	Goode,Shanelle M.	8/11/2014	F	12	3	74,711.00	1	XAA	City-Wide Division	District Dept of Transportatio	Robinson,Suzette	12/9/2017	F	Reg	
00004533	Engineering Technician	Lewis,Antoine T	11/13/1999	F	11	6	71,371.00	1	BNB	City-Wide Division	District Dept of Transportatio	Lyle,Jerry L	10/1/2016	7/23/2005	F	Reg
00005872	Supervisory Management and Pro	Perez,Benito O	6/18/2012	F	13	0	97,725.00	1	MSS	City-Wide Division	District Dept of Transportatio	Robinson,Suzette	7/18/2017	F	Reg	
00005903	SUPVY GEN ENGINEER	Abdi,Jama M	12/7/1987	F	14	0	115,910.52	1	MSS	City-Wide Division	District Dept of Transportatio	Roos,Kathryn E	1/29/2018	F	Reg	
00013347	Supervisory General Engineer	Akinbolajo,Frederick	8/28/1989	F	13	0	90,559.56	1	MSS	City-Wide Division	District Dept of Transportatio	Abdi,Jama M	10/1/2016	F	Reg	
00014243	Engineering Technician	Mckinney,Ricardo	4/24/2000	F	11	1	61,491.00	1	BNB	City-Wide Division	District Dept of Transportatio	Lyle,Jerry L	7/30/2017	7/15/2005	F	Reg
00015449	Management Analyst	Callahan,Ashley	12/14/2015	F	11	3	60,506.00	1	XAA	City-Wide Division	District Dept of Transportatio	Strange,James E	11/11/2017	F	Reg	
00016058	SUPVY COMP REVIEW SPEC	Lyle,Jerry L	9/12/1988	F	12	0	78,747.35	1	MSS	City-Wide Division	District Dept of Transportatio	Patterson,Evan E.	11/25/2017	F	Reg	
00022462	Management Analyst	Pugh,Lorenzo D	8/2/2010	F	12	2	72,528.00	1	XAA	City-Wide Division	District Dept of Transportatio	Patterson,Evan E.	10/15/2017	F	Reg	
00036465	CONSTRUCTION REPRESENTATIVE	Turner,Richard D	12/21/1993	F	11	9	77,299.00	1	BNG	City-Wide Division	District Dept of Transportatio	Lyle,Jerry L	10/1/2016	F	Reg	
00001082	ELECTRICAL ENGINEER			V	13	0	87,657.00	1	BNB	City-Wide Division	District Dept of Transportatio	Roos,Kathryn E	1/29/2018	F	Reg	
00036555	ELECTRICAL ENGINEER			V	12	1	76,082.00	1	BNB	City-Wide Division	District Dept of Transportatio	Abdi,Jama M	10/1/2016	F	Reg	
00001971	Americans with Disability Act	Barreto Vale,Cesar	1/27/2014	F	13	5	91,438.00	1	XAA	Civil Rights	District Dept of Transportatio	Redus,Tyra	10/1/2016	9/21/2005	F	Reg
00009681	Program Analyst	Randolph,Karen	1/12/2015	F	13	9	101,826.00	1	XAA	Civil Rights	District Dept of Transportatio	Scoggins,Hugh M	10/1/2017	F	Reg	
00012978	Equal Opport. Compliance Spec.	Kabir,Mohammed Bazlul	2/11/2013	F	12	5	79,077.00	1	XAA	Civil Rights	District Dept of Transportatio	Scoggins,Hugh M	10/1/2017	F	Reg	
00030874	Program Analyst	Siribrahmanakul,Pornjai (Peac	9/6/2016	F	13	1	81,050.00	1	XAA	Civil Rights	District Dept of Transportatio	Scoggins,Hugh M	10/1/2017	F	Reg	
00035100	Deputy Compliance Officer	Scoggins,Hugh M	10/2/2017	F	14	0	105,000.00	1	MSS	Civil Rights	District Dept of Transportatio	Redus,Tyra	10/3/2017	11/7/2005	F	Reg
00001063	Public Information Officer	Owens,Terry	9/8/2015	F	15	0	144,233.60	1	MSS	Communications	District Dept of Transportatio	DeBonis,Dena Iverson	1/21/2018	F	Reg	
00008742	Communications Specialist	Phipps Evans,Michelle B	6/19/2013	F	13	4	88,841.00	1	XAA	Communications	District Dept of Transportatio	Owens,Terry	10/1/2016	F	Reg	
00033138	Visual Information Specialist	Sessions,Mario	4/18/2017	F	11	7	67,814.00	1	XAA	Communications	District Dept of Transportatio	Owens,Terry	10/1/2016	9/22/2005	F	Reg
00034601	Public Affairs Specialist			V	14	0	95,791.00	1	XAA	Communications	District Dept of Transportatio	Owens,Terry	10/1/2016	F	Reg	
00002237	TRANSPORTATION PLANNER	Kanagy,Megan R	1/26/2015	F	13	6	94,035.00	1	XAA	Community & Development Revie	District Dept of Transportatio	Hawkinson,Colleen Smith	11/21/2016	F	Reg	
00009231	Supvy Transp. Mgmt Planner	Hawkinson,Colleen Smith	8/5/2002	F	14	0	118,869.49	1	MSS	Community & Development Revie	District Dept of Transportatio	Sebastian,James R	6/29/2017	F	Reg	
00010558	TRANSPORTATION PLANNER	Youngbluth,Katherine	3/7/2016	F	13	9	101,826.00	1	XAA	Community & Development Revie	District Dept of Transportatio	Hawkinson,Colleen Smith	11/21/2016	F	Reg	
00011738	TRANSPORTATION PLANNER	Peterson,Jameshia	11/18/2013	F	12	1	70,345.00	1	XAA	Community & Development Revie	District Dept of Transportatio	Hawkinson,Colleen Smith	10/1/2016	F	Reg	
00012164	TRANSPORTATION PLANNER	Onyeador,Gabriel O	5/11/2009	F	13	6	94,035.00	1	XAA	Community & Development Revie	District Dept of Transportatio	Hawkinson,Colleen Smith	11/21/2016	F	Reg	
00012207	TRANSPORTATION PLANNER	Rice,Stephen	10/31/2005	F	13	6	94,035.00	1	XAA	Community & Development Revie	District Dept of Transportatio	Hawkinson,Colleen Smith	11/21/2016	F	Reg	
00021358	TRANSPORTATION PLANNER	Wells,Robyn Jackson	9/19/2016	F	13	3	86,244.00	1	XAA	Community & Development Revie	District Dept of Transportatio	Hawkinson,Colleen Smith	11/21/2016	F	Reg	
00040145	TRANSPORTATION PLANNER	Peckett Woodward,Haley R	1/23/2017	F	13	10	104,423.00	1	XAA	Community & Development Revie	District Dept of Transportatio	Chamberlin,Anna C.	1/16/2018	F	Term	
00046197	TRANSPORTATION PLANNER	Van Houten,Theodore J	1/27/2014	F	13	2	83,647.00	1	XAA	Community & Development Revie	District Dept of Transportatio	Hawkinson,Colleen Smith	11/21/2016	F	Reg	
00007590	TRANSPORTATION PLANNER	Cogburn,Megan	6/26/2017	F	12	10	89,992.00	1	XAA	Compliance Branch	District Dept of Transportatio	Plano,Stephen	4/4/2017	F	Reg	
00030938	Environmental Program Coordina	Casey,Austina T	3/16/2009	F	14	4	104,995.00	1	XAA	Compliance Branch	District Dept of Transportatio	Plano,Stephen	10/1/2016	F	Reg	
00030966	Policy Analyst	Khan,Saadat U	6/21/2010	F	13	6	94,035.00	1	XAA	Compliance Branch	District Dept of Transportatio	Plano,Stephen	10/1/2016	F	Reg	
00012861	MOTOR VEHICLE OPERATOR	Chappelle,Barrington E	12/8/2003	F	8	10	62,608.00	1	BNB	Crack Seal Unit	1403 W St NE	Wooten,George Anthony	6/20/2017	F	Reg	
00017064	STREET SIGN INSTALLER MVO	Leary,Santini	4/7/2014	F	9	5	57,137.60	1	BNA	Crack Seal Unit	1338 G Street, SE	Stewart,Charles Jr	10/8/2017	F	Reg	
00017192	ASPHALT WORKER	Grimes,Robert D	3/25/2002	F	7	8	56,180.80	1	BNB	Crack Seal Unit	1403 W St NE	Wooten,George Anthony	7/5/2017	F	Reg	
00026330	Laborer	Randall,George R.	5/31/2016	F	4	2	38,854.40	1	BNB	Crack Seal Unit	1403 W St NE	Wood,Leslie	6/22/2017	F	Reg	
00026450	ASPHALT WORKER	Willis,Barbara J	8/26/2002	F	7	9	57,740.80	1	BNA	Crack Seal Unit	1403 W St NE	Wooten,George Anthony	8/1/2017	F	Reg	
00037007	MOTOR VEHICLE OPERATOR	Love,Eugene	10/1/2007	F	8	7	57,678.40	1	BNB	Crack Seal Unit	1403 W St NE	Phillips,Cornelious E	6/26/2017	F	Reg	
00037009	MOTOR VEHICLE OPERATOR			V	8	1	47,819.20	1	BNB	Crack Seal Unit	1403 W St NE	Lawrence,Brian	10/1/2016	F	Reg	
00020240	Cust Svc Communications Spec.	Martin,Kiana	4/21/2014	F	9	3	50,201.00	1	XAA	Customer Service	Permits Office	Graham,Walter K.	10/1/2016	F	Reg	
00024426	Program Support Assistant	Gorham,Juanita	1/12/2009	F	8	4	46,998.00	1	XAA	Customer Service	Permits Office	Graham,Walter K.	10/1/2016	F	Reg	
00033450	STAFF ASSISTANT	Grier,Pamela P	3/6/2005	F	11	5	64,160.00	1	XAA	Customer Service	Permits Office	Garrett,Elliott M	5/2/2017	12/14/2005	F	Reg
00033823	Program Support Assistant	Benson,Talat	11/19/2012	F	8	3	45,631.00	1	XAA	Customer Service	Permits Office	Graham,Walter K.	10/1/2016	F	Reg	
00042483	Management Analyst	Doggett,Quartney R	10/4/2004	F	12	2	72,528.00	1	XAA	Customer Service	Permits Office	Garrett,Elliott M	10/1/2016	F	Reg	
00042901	Supv Mgmt and Program Analyst	Graham,Walter K.	5/27/2008	F	14	0	109,717.44	1	MSS	Customer Service	Permits Office	Marcou,Matthew J	10/1/2016	F	Reg	

00045332	Cust Svc Communications Spec.	Hall,Jennifer R	4/22/2013	F	9	2	48,693.00	1	XAA	Customer Service	Permits Office	Alexander Jr.,Harvey L	9/26/2017	F	Reg	
00026901	Cust Svc Communications Spec.	Robinson,Lisa G	8/10/2015	F	9	2	48,693.00	1	XAA	Customer Service Call Center	District Dept of Transportatio	Simms,Michelle Mccoy	10/1/2016	F	Reg	
00030887	Cust Svc Communications Spec.	Saunders Sr.,Barry L	8/2/2010	F	9	4	51,709.00	1	XAA	Customer Service Call Center	District Dept of Transportatio	Chester,Corey	3/27/2017	F	Reg	
00034582	Cust Svc Communications Spec.	Lilly,Kevin A	6/4/2012	F	9	2	48,693.00	1	XAA	Customer Service Call Center	District Dept of Transportatio	Simms,Michelle Mccoy	10/1/2016	F	Reg	
00046069	Customer Svs Communications Sp	Goodrum,Olivia		F	7	2	40,420.00	1	XAA	Customer Service Call Center	District Dept of Transportatio	Simms,Michelle Mccoy	10/1/2016	F	Term	
00008448	Program Support Assistant	Watkins,Shaunell	7/29/2013	F	8	4	46,998.00	1	XAA	Customer Service Clearinghouse	District Dept of Transportatio	Simms,Michelle Mccoy	10/1/2016	F	Reg	
00012040	Customer Svs Comm Spec (Bilin)	Claros,Ruth L	5/8/2000	F	9	8	57,741.00	1	XAA	Customer Service Clearinghouse	District Dept of Transportatio	Simms,Michelle Mccoy	10/1/2016	F	Reg	
00021886	Customer Services Program Spec	Ware,Amanda H	11/13/2006	F	13	7	96,632.00	1	XAA	Customer Service Clearinghouse	District Dept of Transportatio	Thomas,John P	10/22/2017	F	Reg	
00030984	Customer Svs Program Officer	Simms,Michelle Mccoy	4/9/2012	F	14	0	99,659.00	1	MSS	Customer Service Clearinghouse	District Dept of Transportatio	Thomas,John P	10/1/2016	F	Reg	
00030986	Writer-Editor	Nobles,Aaron	5/4/2015	F	11	1	56,852.00	1	XAA	Customer Service Clearinghouse	District Dept of Transportatio	Simms,Michelle Mccoy	10/1/2016	F	Reg	
00034604	Special Assistant	Naji-Allah,Khalid	4/21/2014	F	7	0	104,545.00	1	XAA	Customer Service Clearinghouse	District Dept of Transportatio	McIntyre,Todd	10/1/2016	F	Reg	
00035029	WRITER EDITOR	Lattimore,Jelani	4/22/2013	F	11	6	65,987.00	1	XAA	Customer Service Clearinghouse	District Dept of Transportatio	Simms,Michelle Mccoy	10/1/2016	9/1/2005	F	Reg
00006308	Cust Svc Communications Spec.		V		9	0	47,185.00	1	XAA	Customer Service Clearinghouse	District Dept of Transportatio	Horton,Aaron	10/29/2017	F	Reg	
00046070	Program Analyst		V		11	0	56,852.00	1	XAA	Customer Service Clearinghouse	District Dept of Transportatio	Simms,Michelle Mccoy	12/22/2017	F	Reg	
00030982	IT Spec. (Network Services)	Wilson,Jonathan M	8/2/2010	F	12	2	72,528.00	1	XAA	DDOT IT Program Managers	District Dept of Transportatio	Bamisiaye,Baba	10/1/2016	F	Reg	
00035020	INFORMATION TECHNOLOGY SPECIAL	Anyanwu,Isdore	5/19/2003	F	14	10	123,403.00	1	XAA	DDOT IT Program Managers	District Dept of Transportatio	Bamisiaye,Baba	10/1/2016	F	Reg	
00000322	Electrical Engineer	Marshall,Gregory	1/12/2015	F	13	4	96,090.00	1	BNB	DDOT-Team 2	District Dept of Transportatio	VACANT	11/16/2016	F	Reg	
00001330	SUPVY CIVIL ENGINEER	Sheikhbahaei,Ali	12/26/2017	F	13	0	102,000.00	1	MSS	DDOT-Team 2	District Dept of Transportatio	Hoffman,Paul W.	10/3/2017	F	Reg	
00004358	CIVIL ENGINEER	Wilson,Wayne Kamaya	9/8/2003	F	12	9	94,978.00	1	BNG	DDOT-Team 2	District Dept of Transportatio	Sheikhbahaei,Ali	1/17/2018	F	Reg	
00005305	Civil Engineer	Tickle,Vrushali	2/9/2015	F	12	1	76,082.00	1	BNG	DDOT-Team 2	District Dept of Transportatio	Dorriz,Zahra	10/1/2016	F	Reg	
00005310	Engineering Tech. (Civil)	Lester,William	4/23/1990	F	11	9	77,299.00	1	BNA	DDOT-Team 2	District Dept of Transportatio	Sheikhbahaei,Ali	1/4/2018	F	Reg	
00006202	CIVIL ENGINEER	Freeman,Stanley Z	3/13/1989	F	13	9	110,145.00	1	BNG	DDOT-Team 2	District Dept of Transportatio	Sheikhbahaei,Ali	1/17/2018	F	Reg	
00007634	Supv Civil Engineer	Hoffman,Paul W.	9/27/2010	F	15	0	127,127.35	1	MSS	DDOT-Team 2	District Dept of Transportatio	Kenney Jr.,Richard William	2/14/2017	F	Reg	
00012281	SUPV CIVIL ENGINEER	Dorriz,Zahra	10/20/2003	F	14	0	115,074.28	1	MSS	DDOT-Team 2	District Dept of Transportatio	Hoffman,Paul W.	10/1/2016	F	Reg	
00013743	Engineering Tech. (Civil)	Montenegro,Franklin L	4/7/1986	F	12	8	92,616.00	1	BNA	DDOT-Team 2	District Dept of Transportatio	Sheikhbahaei,Ali	1/17/2018	F	Reg	
00014620	Engineering Tech. (Civil)	Hylton,Modibo K	4/23/2001	F	11	9	77,299.00	1	BNA	DDOT-Team 2	District Dept of Transportatio	Arias-Fernandez,Arturo	3/21/2017	F	Reg	
00014765	CIVIL ENGINEER	Strange,Alfred T	3/12/2001	F	12	8	92,616.00	1	BNG	DDOT-Team 2	District Dept of Transportatio	Khaitan,Sameer	12/12/2017	F	Reg	
00019496	Supv Civil Engineer	Simie,Ejigineh	9/9/2002	F	15	0	125,109.00	1	MSS	DDOT-Team 2	District Dept of Transportatio	Ganvir,Ravindra	10/1/2016	F	Reg	
00044865	Civil Engineer	Tesfamichael,Ghirmay Sibhatle	5/6/2013	F	13	3	93,279.00	1	BNG	DDOT-Team 2	District Dept of Transportatio	Dorriz,Zahra	10/31/2016	F	Reg	
00013747	Civil Engineer		V		12	0	76,082.00	1	BNG	DDOT-Team 2	District Dept of Transportatio	Dorriz,Zahra	7/6/2017	F	Reg	
00036470	Equal Employ. Oport. Special.	Stills,Leutisha	7/28/2014	F	12	4	76,894.00	1	XAA	EEO Team	District Dept of Transportatio	Scoggins,Hugh M	10/1/2017	F	Reg	
00030897	PROGRAM ANALYST		V		13	1	81,050.00	1	XAA	EEO Team	District Dept of Transportatio	Redus,Tyra	7/23/2017	F	Reg	
00020943	Pavement Marking Equip Oper	King,Charles	10/17/2005	F	10	9	67,392.00	1	BNA	Equipment Maintenance Unit	1403 W St NE	Walker,Robert D	10/1/2016	F	Reg	
00024359	Supvy Construction Control Rep	Walker,Robert D	3/25/2002	F	12	0	75,356.19	1	MSS	Equipment Maintenance Unit	1403 W St NE	Elekwachi,Ogechi	11/14/2017	F	Reg	
00002599	Maintenance Mechanic	Johnson Jr.,Hubert D.	10/14/2008	F	10	6	61,900.80	1	BNB	Facilities Management	1338 G Street, SE	Chester,Corey	1/19/2017	F	Reg	
00005897	FACILITIES AND SPACE MGT SPEC	Hawkins,Ralph	1/20/1978	F	13	10	104,423.00	1	XAA	Facilities Management	District Dept of Transportatio	Chester,Corey	1/19/2017	F	Reg	
00006612	Program Support Assistant	Forgy-Streeter,Nichole L	11/5/2001	F	8	9	58,223.00	1	BNG	Facilities Management	District Dept of Transportatio	Chester,Corey	6/7/2017	F	Reg	
00006976	MAINTENANCE MECHANIC	Granberry,Gregory	7/15/2013	F	10	6	61,900.80	1	BNB	Facilities Management	1338 G Street, SE	Chester,Corey	1/19/2017	2/25/2005	F	Reg
00016435	Support Services Supervisor	Chester,Corey	12/27/2016	F	14	0	110,000.00	1	MSS	Facilities Management	1338 G Street, SE	Thomas,John P	10/1/2016	F	Reg	
00030941	FACILITIES AND SPACE MGT SPEC	Simmons,Gregory	7/10/2006	F	13	4	88,841.00	1	XAA	Facilities Management	District Dept of Transportatio	Chester,Corey	2/19/2017	F	Reg	
00030955	Program Support Assistant	Gill,Randy	10/16/2017	F	8	1	42,897.00	1	XAA	Facilities Management	District Dept of Transportatio	Chester,Corey	1/19/2017	F	Reg	
00022325	Program Analyst		V		11	0	56,852.00	1	XAA	Facilities Management	1338 G Street, SE	Chester,Corey	12/11/2017	F	Reg	
00007083	Civil Engineer	Rad,Behrooz	2/6/2017	F	12	7	90,254.00	1	BNA	Federal Bridge Project	District Dept of Transportatio	Clabaugh,Mark R	10/20/2016	F	Reg	
00025490	ELECTRICAL ENGINEER	Rasson,Rahmat	1/7/1985	F	13	10	112,956.00	1	BNB	Federal Bridge Project	District Dept of Transportatio	Roos,Kathryn E	1/29/2018	F	Reg	
00004224	TREE TRIMMER & REMOVER	Whalen Jr.,Donald Kenneth	4/23/2001	F	9	10	65,873.60	1	BNB	Field Operations Division	1241 W Street NE	Johnson,James O	10/1/2016	F	Reg	
00007907	Tree Trimmer and Remover	Phillips,Jimmy O	6/22/2007	F	9	8	62,379.20	1	BNA	Field Operations Division	1241 W Street NE	Johnson,James O	10/1/2016	4/21/2005	F	Reg
00019625	Tree Trimmer & Remover Supvsr.	Johnson,James O	10/19/1998	F	9	10	70,200.00	1	XAA	Field Operations Division	1241 W Street NE	Eutsler,Earl C	10/9/2016	F	Reg	
00020233	TREE TRIMMER & REMOVER	Dorsey,Robert	2/21/2006	F	9	8	62,379.20	1	BNB	Field Operations Division	1241 W Street NE	Johnson,James O	10/1/2016	F	Reg	
00021379	TREE TRIMMER & REMOVER	Johnson,Karen D	3/20/2017	F	9	1	50,148.80	1	BNB	Field Operations Division	1241 W Street NE	Johnson,James O	10/1/2016	F	Reg	
00023309	Tree Trimmer and Remover	Leiva,Isaias	8/17/2009	F	9	6	58,884.80	1	BNA	Field Operations Division	1241 W Street NE	Johnson,James O	10/1/2016	2/1/2005	F	Reg
00023323	Forester (Urban)	McKim,Shaun L.	8/26/2013	F	12	2	72,528.00	1	XAA	Field Operations Division	District Dept of Transportatio	CORLETTA,ROBERT M	10/1/2016	F	Reg	
00030875	TREE TRIMMER & REMOVER	Gordon,Mark	3/6/2017	F	9	2	51,896.00	1	BNB	Field Operations Division	District Dept of Transportatio	Eutsler,Earl C	10/1/2016	F	Reg	
00032707	Supvy Forester (Urban)	Ertem,Munevver	9/7/2004	F	13	0	103,439.81	1	MSS	Field Operations Division	District Dept of Transportatio	Eutsler,Earl C	10/9/2016	F	Reg	
00034600	Laborer	Lindsey,Lashawn D	1/12/2009	F	4	6	44,012.80	1	BNB	Field Operations Division	District Dept of Transportatio	Johnson,James O	8/4/2017	F	Reg	
00036520	TREE TRIMMER & REMOVER LEADER	Campbell,Nathan A	1/24/1998	F	9	9	70,304.00	1	BNB	Field Operations Division	1241 W Street NE	Johnson,James O	10/1/2016	F	Reg	
00038133	LABORER	Haynie,Thomas	10/16/2017	F	3	1	72,954.20	1	BNB	Field Operations Division	1241 W Street NE	Wood,Leslie	10/23/2017	F	Reg	
00045754	Forester (Urban)	Miller,Janet Lee	8/21/2006	F	12	5	79,077.00	1	XAA	Field Operations Division	1241 W Street NE	Ertem,Munevver	10/1/2016	F	Reg	
00045756	Forester (Urban)	Anderson,Evan	11/16/2015	F	11	1	56,852.00	1	XAA	Field Operations Division	District Dept of Transportatio	Ertem,Munevver	3/26/2017	F	Reg	
00013330	Civil Engineer	Manga,Eta-Manyi	2/17/2009	F	13	4	96,090.00	1	BNG	Field Operations/Research Sect	District Dept of Transportatio	Khan,Wasi U	10/1/2016	F	Reg	
00014279	CIVIL ENGINEER	Ladipoh,Albert	1/6/2008	F	12	10	97,340.00	1	BNG	Field Operations/Research Sect	District Dept of Transportatio	Khan,Wasi U	10/1/2016	F	Reg	
00015361	Engineering Tech. (Civil)	Patel,Bipinbhai R.	3/31/2008	F	11	7	73,347.00	1	BNA	Field Operations/Research Sect	District Dept of Transportatio	Medhani,Rezene G	10/1/2016	F	Reg	
00014246	STAFF ASST	Davis,Vicki	11/11/1988	F	11	8	69,641.00	1	XAA	Fleet Management	1338 G Street, SE	Smith,Clement Eugene	10/1/2016	F	Reg	
00006533	RECOVERY PROGRAM ANALYST	Henderson,Sandra O	10/19/1988	F	14	7	114,199.00	1	XAA	General Counsel	District Dept of Transportatio	Seales Jr.,Frank	10/1/2016	F	Reg	
00006761	Program Analyst	Rhoden,Charma C.	10/17/2005	F	12	8	85,626.00	1	XAA	General Counsel	District Dept of Transportatio	Seales Jr.,Frank	10/1/2016	F	Reg	

00030959	Hearing Officer	Calmeise, Karen R	5/29/2007	F	14	9	120,335.00	1	XAA	General Counsel	District Dept of Transportatio	Seales Jr., Frank	10/1/2016	F	Reg	
00041731	SUPERVISORY TRIAL ATTORNEY	Seales Jr., Frank	7/16/2001	F	2	0	181,992.28	1	XAA	General Counsel	District Dept of Transportatio	Marootian, Jeffrey M	9/3/2017	F	Reg	
00041733	TRIAL ATTORNEY	Staples, Cheri H.	4/21/2014	F	15	4	147,735.00	1	BQA	General Counsel	District Dept of Transportatio	Seales Jr., Frank	10/1/2016	F	Term	
00041734	ATTORNEY ADVISOR	O'Connell, Michael Frances	2/10/2014	F	14	3	121,787.00	1	BQA	General Counsel	District Dept of Transportatio	Seales Jr., Frank	10/1/2016	F	Reg	
00041815	LITIGATION CLAIMS SPEC	Jordan, Diana G	8/20/2007	F	13	9	101,826.00	1	XAA	General Counsel	District Dept of Transportatio	Seales Jr., Frank	10/1/2016	F	Reg	
00041987	EXECUTIVE ASST	Cephas, Mae Lena	7/2/2012	F	12	5	79,077.00	1	XAA	General Counsel	District Dept of Transportatio	Seales Jr., Frank	10/1/2016	F	Term	
00042286	ATTORNEY ADVISOR	Dubin, Glenn	9/20/2004	F	15	5	152,210.00	1	BQA	General Counsel	District Dept of Transportatio	Seales Jr., Frank	10/1/2016	F	Reg	
00046074	Program Analyst	Higgins, Kenneth W	10/14/2008	F	13	6	94,035.00	1	XAA	General Counsel	District Dept of Transportatio	Seales Jr., Frank	10/1/2016	F	Reg	
00050968	ATTORNEY ADVISOR	Bailey-Thomas, Nana B.	9/29/2008	F	14	7	137,019.00	1	BQA	General Counsel	District Dept of Transportatio	Seales Jr., Frank	10/1/2016	F	Term	
00075352	ATTORNEY ADVISOR	Crane, Margaret	2/13/2012	F	15	5	152,210.00	1	BQA	General Counsel	District Dept of Transportatio	Seales Jr., Frank	10/1/2016	F	Term	
00047118	ATTORNEY ADVISOR			V	13	3	101,241.00	1	XAA	General Counsel	District Dept of Transportatio	Seales Jr., Frank	1/4/2018	F	Reg	
00008237	INFORMATION TECHNOLOGY SPECIAL	Karvee, Washington T	9/25/2000	F	12	8	85,626.00	1	XAA	Geospatial Data Systems Divisi	District Dept of Transportatio	Graham, James Knox	10/1/2016	F	Reg	
00044781	Geograph Info System Developer	jones, jon	9/21/2015	F	14	9	120,335.00	1	XAA	Geospatial Data Systems Divisi	District Dept of Transportatio	Graham, James Knox	10/1/2016	F	Reg	
00007894	Budget Technician	Piper, Nicole	6/2/2014	F	8	2	47,876.00	1	CFO	Govt Services DDOT Budget	Reeves Center	Valentine, Kathryn J	4/16/2017	F	Reg	
00035935	AGENCY FISCAL OFFICER	Skinner, Calvin	12/10/2007	F	16	10	176,296.00	1	CFO	Govt Services DDOT Budget	Reeves Center	Dines, George	5/12/2017	F	Reg	
00036202	BUDGET OFFICER	Valentine, Kathryn J	2/17/1998	F	15	9	152,789.00	1	CFO	Govt Services DDOT Budget	Reeves Center	Skinner, Calvin	10/1/2016	F	Reg	
00036890	BUDGET ANALYST	Lancaster, Aaron	8/20/2007	F	13	10	112,953.00	1	CFO	Govt Services DDOT Budget	Reeves Center	Valentine, Kathryn J	10/1/2016	F	Reg	
00036891	BUDGET ANALYST	Moore, Constance L.	9/11/2000	F	13	8	107,332.00	1	CFO	Govt Services DDOT Budget	Reeves Center	Valentine, Kathryn J	10/1/2016	F	Reg	
00038799	FINANCIAL MGR	Hairston Lawrence, Wanda	9/19/2005	F	14	6	120,201.00	1	CFO	Govt Services DDOT Budget	Reeves Center	Valentine, Kathryn J	10/1/2016	F	Reg	
00075276	BUDGET ANALYST	Ward, Alicia	12/19/2011	F	12	4	83,169.00	1	CFO	Govt Services DDOT Budget	Reeves Center	Valentine, Kathryn J	10/1/2016	F	Reg	
00014656	BUDGET ANALYST			V	12	1	76,084.00	1	CFO	Govt Services DDOT Budget	Reeves Center	Valentine, Kathryn J	10/1/2016	F	Reg	
00016145	SENIOR BUDGET ANALYST			V	13	0	100,306.00	1	CFO	Govt Services DDOT Budget	Reeves Center	Valentine, Kathryn J	10/1/2016	F	Reg	
00006000	ACCOUNTANT	Darden, Constance D	7/24/2017	F	12	4	83,169.00	1	CFO	Govt Services Shared Services	Reeves Center	Provotorova, Olga	7/23/2017	F	Reg	
00007097	FINANCIAL MGR	Ashley, Gary	12/20/1999	F	14	6	120,201.00	1	CFO	Govt Services Shared Services	Reeves Center	Valentine, Kathryn J	10/1/2016	F	Reg	
00010215	FINANCIAL MANAGER	Lyles, Larry	9/10/2001	F	14	7	123,521.00	1	CFO	Govt Services Shared Services	Reeves Center	Brant, Virginia S	10/1/2016	F	Reg	
00036165	Budget Technician	Brown, Latasha	10/1/2007	F	11	3	65,442.00	1	CFO	Govt Services Shared Services	Reeves Center	Valentine, Kathryn J	4/17/2016	F	Reg	
00018550	MOTOR VEHICLE OPERATOR	Hazel, Robert D.	5/10/2010	F	8	6	56,035.20	1	BNB	Heavy Equipment Operations Sec	1403 W St NE	Phillips, Cornelious E	6/26/2017	F	Reg	
00004139	Supervisory Highway Safety Spe	Lewis, Carole A	10/26/1963	F	14	0	123,298.36	1	MSS	Highway Safety, Research & Tec	District Dept of Transportatio	Sebastian, James R	6/29/2017	F	Reg	
00026133	Transportation Management Spec	Gay, Karen M	11/12/1985	F	12	8	85,626.00	1	XAA	Highway Safety, Research & Tec	District Dept of Transportatio	Lewis, Carole A	10/1/2016	F	Reg	
00035947	TRANSPORTATION PLANNER	Brodie, Stefanie	6/26/2017	F	13	2	83,647.00	1	XAA	Highway Safety, Research & Tec	District Dept of Transportatio	Lewis, Carole A	1/19/2018	F	Reg	
00008722	Program Analyst	Winzor, Malika	2/23/2004	F	13	6	94,035.00	1	XAA	Human Capital Management	District Dept of Transportatio	LUTANGU, NDUMBA	10/8/2017	5/1/2006	F	Reg
00009658	Program Analyst	Patterson, Sharon	9/9/2013	F	12	2	72,528.00	1	XAA	Human Capital Management	District Dept of Transportatio	Mighdoll, Bradley	10/8/2017	F	Reg	
00024767	Management Liaison Specialist	WALKER, CHARNITA B	10/26/2009	F	13	4	88,841.00	1	XAA	Human Capital Management	District Dept of Transportatio	Messam, Steven E	10/8/2017	F	Reg	
00034603	Program Analyst	Powell, Tanya	12/23/2007	F	12	6	81,260.00	1	XAA	Human Capital Management	District Dept of Transportatio	Mighdoll, Bradley	10/8/2017	F	Reg	
00038112	OPERATIONS MGR	Messam, Steven E	5/7/2001	F	14	0	99,659.00	1	XAA	Human Capital Management	District Dept of Transportatio	McQueen, Tia	10/1/2016	F	Reg	
00038346	Program Analyst	Pettus, Angela L	5/15/1988	F	13	8	99,229.00	1	XAA	Human Capital Management	District Dept of Transportatio	LUTANGU, NDUMBA	10/12/2017	F	Reg	
00046784	Management Liaison Specialist	Perry, Sandra W.	10/31/2009	F	12	2	72,528.00	1	XAA	Human Capital Management	District Dept of Transportatio	Mighdoll, Bradley	10/28/2017	F	Reg	
00020037	Management Liaison Specialist			V	13	1	81,050.00	1	XAA	Human Capital Management	District Dept of Transportatio	Messam, Steven E	10/8/2017	F	Reg	
00001862	TECHNICAL WRITER	Quay, Christopher G	8/4/2008	F	12	5	79,077.00	1	XAA	Information Technology OITI	District Dept of Transportatio	Thomas, John P	10/22/2017	F	Reg	
00046072	Program Support Assistant	Toatley, Rumon	12/15/2014	F	8	3	45,631.00	1	XAA	Information Technology OITI	District Dept of Transportatio	Bamisaieye, Baba	10/1/2016	F	Reg	
00004580	Program Analyst	Hill, Greer	8/20/2007	F	13	6	94,035.00	1	XAA	Infrastructure & Customer Supp	District Dept of Transportatio	Thomas, John P	10/22/2017	7/27/2005	F	Reg
00007443	INFORMATION TECHNOLOGY SPECIAL	Hired, Khalif	10/3/1988	F	14	10	123,403.00	1	XAA	Infrastructure & Customer Supp	District Dept of Transportatio	Thomas, John P	10/22/2017	F	Reg	
00008594	COMPUTER ENGINEER	Said, Mohamed M	1/26/2001	F	12	8	85,626.00	1	XAA	Infrastructure & Customer Supp	District Dept of Transportatio	Bamisaieye, Baba	10/1/2016	F	Reg	
00014318	IT Spec. (Network Services)	Ali, Rasheed I	7/15/2002	F	12	5	79,077.00	1	XAA	Infrastructure & Customer Supp	District Dept of Transportatio	Bamisaieye, Baba	10/1/2016	12/21/2005	F	Reg
00020824	Information Technology Special	Khan, Faisal A	9/18/2006	F	13	5	91,438.00	1	XAA	Infrastructure & Customer Supp	District Dept of Transportatio	Graham, James Knox	10/1/2016	F	Reg	
00023624	IT Spec. (Network Services)	Lamont, Elizabeth	9/29/2008	F	12	2	72,528.00	1	XAA	Infrastructure & Customer Supp	District Dept of Transportatio	Bamisaieye, Baba	10/1/2016	F	Reg	
00030944	INFORMATION TECHNOLOGY SPECIAL	Faust, Christopher H	2/17/2009	F	14	4	104,995.00	1	XAA	Infrastructure & Customer Supp	District Dept of Transportatio	Graham, James Knox	10/1/2016	F	Reg	
00030948	TELECOMMUNICATIONS SPECIALIST	Dolberry, Delesia	9/9/2013	F	12	1	70,345.00	1	XAA	Infrastructure & Customer Supp	District Dept of Transportatio	Bamisaieye, Baba	10/1/2016	F	Reg	
00035577	Supv IT Spec (Customer Support	Bamisaieye, Baba	12/2/2013	F	15	0	125,663.61	1	MSS	Infrastructure & Customer Supp	District Dept of Transportatio	Thomas, John P	10/22/2017	F	Reg	
00011990	Program Analyst			V	12	1	70,345.00	1	XAA	Infrastructure & Customer Supp	District Dept of Transportatio	Fowler-Finn, Meghan Marie	10/23/2017	F	Reg	
00037015	Supvy Info Tech Spec			V	16	0	147,300.00	1	MSS	Infrastructure & Customer Supp	District Dept of Transportatio	Thomas, John P	10/1/2016	F	Reg	
00001262	Construction Control Rep (Main	Blunt, Gary L.	5/31/2005	F	11	8	75,323.00	1	BNG	Inspections	District Dept of Transportatio	Mcfadden, Marvin L	1/19/2018	9/10/2004	F	Reg
00003563	Construction Control Rep. (Mai	Heath-Bey, Jamal	2/22/2016	F	10	4	61,376.00	1	BNG	Inspections	District Dept of Transportatio	Edwards, Bernadette	9/7/2017	9/1/2004	F	Reg
00003652	Construction Control Rep (Main	Tate, Ronald L.	12/26/2006	F	11	10	79,275.00	1	BNG	Inspections	District Dept of Transportatio	Edwards, Bernadette	9/6/2017	3/20/2005	F	Reg
00003987	Construction Control Rep (Main	Wells, David	3/25/2002	F	11	9	77,299.00	1	BNG	Inspections	District Dept of Transportatio	Edwards, Bernadette	9/6/2017	F	Reg	
00006901	Construction Control Rep(Main)	McLeod, Raymond	1/22/2007	F	11	6	71,371.00	1	BNG	Inspections	District Dept of Transportatio	Collins, Stacey C	1/19/2018	F	Reg	
00007059	Construction Control Rep (Main	Matthews, Vacara	6/26/1989	F	11	9	77,299.00	1	BNG	Inspections	District Dept of Transportatio	Mcfadden, Marvin L	10/1/2016	F	Reg	
00007218	Construction Control Rep (Main	Summers, Mildred N	6/11/2001	F	11	6	71,371.00	1	BNG	Inspections	District Dept of Transportatio	Summers, Mildred N	1/19/2018	10/24/2001	F	Reg
00012382	Program Analyst	Stewart, Donna M	2/24/2003	F	13	7	96,632.00	1	XAA	Inspections	District Dept of Transportatio	Garrett, Elliott M	10/1/2016	F	Reg	
00014387	Construction Control Rep (Main	Craig, Dirk R	2/23/2004	F	11	5	69,395.00	1	BNG	Inspections	District Dept of Transportatio	Collins, Stacey C	1/19/2018	F	Reg	
00015195	Construction Control Rep. (Mai	Brent, Lareon	2/22/2016	F	10	9	70,351.00	1	BNG	Inspections	District Dept of Transportatio	Collins, Stacey C	7/30/2017	F	Reg	
00016562	Transportation Spec (Traff Op)	Ball, Cheryl B.	9/17/2007	F	13	3	93,279.00	1	BNA	Inspections	District Dept of Transportatio	Thomas, John P	10/22/2017	F	Reg	
00016733	Engineering Technician	Turner, Nathaniel	9/23/2002	F	11	8	75,323.00	1	BNA	Inspections	District Dept of Transportatio	Mcfadden, Marvin L	9/6/2017	F	Reg	
00017744	Construction Control Rep. (Mai	Harris, Millicent L.	9/2/2008	F	9	5	57,559.00	1	BNB	Inspections	District Dept of Transportatio	Mcfadden, Marvin L	10/1/2016	F	Reg	

00017836	Construction Control Rep (Main	Toyer,Kenneth J	4/15/1996	F	11	6	71,371.00	1 BNG	Inspections	District Dept of Transportatio	Collins,Stacey C	1/19/2018	F	Reg	
00018416	Construction Control Rep. (Mai	Davis,Shireea S	2/22/2016	F	9	2	52,669.00	1 BNG	Inspections	District Dept of Transportatio	Edwards,Bernadette	9/6/2017	F	Reg	
00019585	Construction Control Rep (Main	Richardson,Haywood A	1/11/1997	F	11	8	75,323.00	1 BNG	Inspections	District Dept of Transportatio	Collins,Stacey C	9/6/2017	F	Reg	
00020055	Management Analyst	Williams,Deborah M	11/28/2016	F	11	2	58,679.00	1 XAA	Inspections	District Dept of Transportatio	Graham,Walter K.	1/25/2017	F	Reg	
00020061	Construction Control Rep (Main	Perry,Derrick D	12/15/2014	F	11	10	79,275.00	1 BNG	Inspections	District Dept of Transportatio	Edwards,Bernadette	9/6/2017	F	Reg	
00020690	Construction Control Rep (Main	Jernagin,Michael J.	6/3/2013	F	11	6	71,371.00	1 BNG	Inspections	District Dept of Transportatio	Collins,Stacey C	1/19/2018	F	Term	
00021288	SUPV CONST REP MAINTENANCE	Mcfadden,Marvin L	11/18/2002	F	12	0	87,792.97	1 MSS	Inspections	District Dept of Transportatio	Garrett,Elliott M	11/25/2017	F	Reg	
00024105	SUPVY CONST REP MAINTENANCE	Collins,Stacey C	8/25/1992	F	12	0	79,805.13	1 MSS	Inspections	District Dept of Transportatio	Garrett,Elliott M	11/25/2017	F	Reg	
00025843	Construction Control Rep (Main	Hill Jr.,David W	4/22/2002	F	11	8	75,323.00	1 BNG	Inspections	District Dept of Transportatio	Mcfadden,Marvin L	10/1/2016	F	Reg	
00026753	Construction Control Rep (Main	PROCTOR,EDGAR R	6/11/2007	F	11	5	69,395.00	1 BNG	Inspections	District Dept of Transportatio	Mcfadden,Marvin L	10/1/2016	F	Reg	
00027438	Construction Control Rep (Main	Carraway Jr.,Paul	10/30/2006	F	11	10	79,275.00	1 BNG	Inspections	District Dept of Transportatio	Collins,Stacey C	10/1/2016	F	Reg	
00030957	Construction Control Rep (Main	Norris,Dwayne K	9/5/2006	F	11	5	69,395.00	1 BNG	Inspections	District Dept of Transportatio	Collins,Stacey C	1/19/2018	F	Reg	
00032309	Inspections Officer	Garrett,Elliott M	11/14/2005	F	14	0	114,557.66	1 MSS	Inspections	District Dept of Transportatio	Marcou,Matthew J	10/1/2016	F	Reg	
00034581	Construction Control Rep (Main	Childs,James	10/1/2007	F	11	5	69,395.00	1 BNG	Inspections	District Dept of Transportatio	Mcfadden,Marvin L	10/1/2016	F	Reg	
00034595	Construction Control Rep (Main	White,Robert L	12/10/2007	F	11	9	77,299.00	1 BNG	Inspections	District Dept of Transportatio	VACANT	1/19/2018	F	Reg	
00036466	Construction Control Rep (Main	Lee,Robert K.	5/31/2005	F	11	8	75,323.00	1 BNG	Inspections	District Dept of Transportatio	Edwards,Bernadette	9/6/2017	F	Reg	
00044905	Construction Control Rep (Main	McCreary,James A	7/28/2003	F	11	7	73,347.00	1 BNG	Inspections	District Dept of Transportatio	VACANT	10/1/2016	F	Reg	
00001620	SUPVY CIVIL ENGINEER			V	13	0	103,992.00	1 MSS	Inspections	District Dept of Transportatio	Marcou,Matthew J	10/12/2017	F	Reg	
00005069	SUPVY ENGINEERING TECH			V	13	0	103,992.00	1 MSS	Inspections	District Dept of Transportatio	Garrett,Elliott M	10/1/2016	F	Reg	
00007600	Supervisory Engineering Techni	Cooper,Randolph	12/22/2008	F	13	0	113,685.40	1 MSS	Intelligent Transp Systems Divi	District Dept of Transportatio	Alexander Jr.,Harvey L	10/1/2016	F	Reg	
00026718	PROGRAM SUPPORT ASSISTANT	Jones,Tammie	4/3/2006	F	8	8	56,745.00	1 BNA	Intelligent Transp Systems Divi	Reeves Center	Alexander Jr.,Harvey L	10/1/2016	F	Reg	
00038554	Supv IT Specialist	Alexander Jr.,Harvey L	11/19/1990	F	14	0	116,126.39	1 MSS	Intelligent Transp Systems Divi	Reeves Center	Horton,Aaron	11/21/2017	F	Reg	
00005224	Supvy Civil Engineer	Khaitan,Sameer	9/5/2017	F	14	0	115,000.00	1 MSS	IPMA	District Dept of Transportatio	Simie,Ejigineh	12/10/2017	F	Reg	
00005237	Civil Engineer	El-Hamri,Jamel	9/8/2014	F	11	5	69,395.00	1 BNG	IPMA	District Dept of Transportatio	Khaitan,Sameer	12/12/2017	F	Reg	
00006747	Civil Engineer	Williams II,Errol G	11/4/2013	F	12	6	87,892.00	1 BNA	IPMA	District Dept of Transportatio	Lytle,Delmar	12/10/2017	F	Reg	
00008711	Civil Engineer	Chebli,Othman	8/12/2013	F	12	4	83,168.00	1 BNA	IPMA	District Dept of Transportatio	Khaitan,Sameer	12/12/2017	F	Reg	
00011577	Chief Project Delivery Officer	Zimbabwe,Samuel D	11/7/2011	F	16	0	157,768.19	1 MSS	IPMA	District Dept of Transportatio	Marootian,Jeffrey M	8/20/2017	F	Reg	
00012395	Supvy Civil Engineer	Arias-Fernandez,Arturo	3/6/2017	F	14	0	99,659.00	1 MSS	IPMA	District Dept of Transportatio	Horton,Aaron	11/21/2017	F	Reg	
00012556	Supvy Civil Engineer	Dickerson,Clarence L.	11/14/2005	F	14	0	107,085.41	1 MSS	IPMA	District Dept of Transportatio	Raja,Ahmed W	5/1/2017	F	Reg	
00012574	Supvy Civil Engineer	Soriano Jr.,Anthony	3/6/2017	F	14	0	99,659.00	1 MSS	IPMA	District Dept of Transportatio	Williams,Ronald A.D.	5/8/2017	F	Reg	
00017304	Supervisory Engineering Tech.	Tenbrook,Charles H	2/19/2008	F	13	0	86,660.00	1 MSS	IPMA	55 M ST SE	Strange,James E	8/18/2017	F	Reg	
00017687	Right of Way Program Coordinat	Duel,John	10/6/2014	F	14	4	104,995.00	1 XAA	IPMA	District Dept of Transportatio	Williams,Ronald A.D.	5/8/2017	F	Reg	
00017879	Landscape Architect	Burgard,Jo Elle	4/18/2017	F	13	1	81,050.00	1 XAA	IPMA	District Dept of Transportatio	Kowalczyk,Katherine	10/1/2016	F	Term	
00018000	STAFF ASSISTANT	Washington,Theresa A	4/13/1987	F	11	8	69,641.00	1 XAA	IPMA	District Dept of Transportatio	Hoffman,Paul W.	10/1/2016	F	Reg	
00018667	Transportation Spec (Traff Op)	Robinson,Elijah	3/5/1984	F	13	7	104,523.00	1 BNA	IPMA	District Dept of Transportatio	Dickerson,Clarence L.	10/1/2016	F	Reg	
00023912	STAFF ASST	Hymes,Kristy L	9/24/2001	F	11	8	69,641.00	1 XAA	IPMA	District Dept of Transportatio	VACANT	11/18/2016	F	Reg	
00027885	Supv Civil Engineer	Williams,Ronald A.D.	4/18/2017	F	15	1	135,694.00	1 MSS	IPMA	District Dept of Transportatio	Ganvir,Ravindra	9/30/2017	F	Reg	
00030888	Civil Engineer	Habtemariam,Aklilu	7/2/2012	F	12	5	85,530.00	1 BNA	IPMA	District Dept of Transportatio	Tackoor,David J	1/10/2018	F	Reg	
00030890	Program Analyst	Bembry,Jessica I	12/8/2008	F	12	4	76,894.00	1 XAA	IPMA	District Dept of Transportatio	Muluneh,Dawit G	11/7/2016	F	Reg	
00030949	Chief Transportation Engineer	Muluneh,Dawit G	10/22/2001	F	16	0	155,000.00	1 MSS	IPMA	District Dept of Transportatio	Zimbabwe,Samuel D	3/2/2017	F	Reg	
00030960	Supervisory Civil Engineer	Ganvir,Ravindra	7/18/2011	F	16	0	148,526.00	1 MSS	IPMA	District Dept of Transportatio	Muluneh,Dawit G	11/7/2016	F	Reg	
00035321	Public Space Coordinator	Fulton,Thomas E	11/13/2006	F	12	8	92,616.00	1 BNG	IPMA	District Dept of Transportatio	Soriano Jr.,Anthony	3/10/2017	F	Reg	
00039478	COMM SPEC	Paul,Alberta L.	7/10/2006	F	13	8	107,334.00	1 BNG	IPMA	District Dept of Transportatio	Muluneh,Dawit G	2/21/2017	F	Reg	
00044612	STAFF ASSISTANT	Nichols,Monique	11/23/1998	F	11	6	65,987.00	1 XAA	IPMA	District Dept of Transportatio	Ganvir,Ravindra	10/1/2016	F	Reg	
00046198	Environmental Program Supervis	Plano,Stephen	11/2/2015	F	14	0	123,600.00	1 MSS	IPMA	District Dept of Transportatio	Sebastian,James R	11/21/2017	F	Reg	
00006140	Supervisory General Engineer (V	15	0	132,745.00	1 MSS	IPMA	District Dept of Transportatio	Raja,Ahmed W	7/7/2017	F	Reg	
00002844	Engineering Technician	Walden,Eric Dion	10/29/2007	F	12	8	92,616.00	1 BNA	ITS Intergation & Design	District Dept of Transportatio	Raja,Ahmed W	9/28/2017	F	Reg	
00012607	Transportation Engineer	Salah,Abdi-Salam I	8/7/2006	F	13	5	98,901.00	1 BNA	ITS Intergation & Design	District Dept of Transportatio	Habib,Mohammed G	9/3/2017	F	Reg	
00030981	Transportation Engineer	Nixon,Jimmy R	8/7/2006	F	12	9	94,978.00	1 BNA	ITS Intergation & Design	District Dept of Transportatio	Strange,James E	8/18/2017	F	Reg	
00037117	Transportation Engineer	Dinkins,Anthony	4/3/2006	F	13	10	112,956.00	1 BNA	ITS Intergation & Design	District Dept of Transportatio	Habib,Mohammed G	10/1/2016	F	Reg	
00024015	Supvy Civil Engineer			V	14	0	119,591.00	1 MSS	ITS Intergation & Design	District Dept of Transportatio	Raja,Ahmed W	12/7/2017	F	Reg	
00004100	Electronic Mechanic	Cooper,Taweh H	6/2/2003	F	11	10	72,716.80	1 BNA	ITS Support Traffic Signals &	1338 G Street, SE	Cooper,Randolph	10/1/2016	12/15/2004	F	Reg
00011324	Engineering Tech. (Electrical)	Carter,Gerald E	11/28/1983	F	12	7	90,254.00	1 BNA	ITS Support Traffic Signals &	1338 G Street, SE	Cooper,Randolph	10/1/2016	F	Reg	
00021934	Electronic Mechanic	Lindsay,Quinn	7/1/2013	F	11	9	70,782.40	1 BNA	ITS Support Traffic Signals &	1338 G Street, SE	Cooper,Randolph	10/1/2016	12/29/2004	F	Reg
00024313	Engineering Tech. (Electrical)	Johnson,Jermaine A	12/28/1992	F	11	5	69,395.00	1 BNA	ITS Support Traffic Signals &	1338 G Street, SE	Cooper,Randolph	10/1/2016	F	Reg	
00030907	Electronic Mechanic	Harvin,Cheryl	7/1/2013	F	11	10	72,716.80	1 BNB	ITS Support Traffic Signals &	1338 G Street, SE	Cooper,Randolph	10/1/2016	F	Reg	
00042902	Engineering Tech. (Electrical)	Taylor,Chauncey	1/21/2008	F	12	6	87,892.00	1 BNA	ITS Support Traffic Signals &	1338 G Street, SE	Cooper,Randolph	10/1/2016	F	Reg	
00045330	Electronic Mechanic	Patterson,Corbin J	11/13/2006	F	11	7	66,913.60	1 BNA	ITS Support Traffic Signals &	1338 G Street, SE	Cooper,Randolph	10/1/2016	F	Reg	
00045331	Electronic Mechanic	Royal,James	6/17/2013	F	11	2	57,241.60	1 BNA	ITS Support Traffic Signals &	1338 G Street, SE	Alexander Jr.,Harvey L	4/9/2017	F	Reg	
00010015	Engineering Technician	Siler,Norman V	9/14/1987	F	12	9	94,978.00	1 BNA	ITS Support Traffic Signals Ma	District Dept of Transportatio	Alexander Jr.,Harvey L	10/1/2016	F	Reg	
00018865	Engineering Tech. (Electrical)	Waller,Robert A	11/29/1983	F	12	7	90,254.00	1 BNA	ITS Support Traffic Signals Ma	District Dept of Transportatio	Alexander Jr.,Harvey L	10/1/2016	F	Reg	
00021756	Engineering Tech. (Electrical)	Nguyen,Hung C	1/7/2008	F	12	10	97,340.00	1 BNA	ITS Support Traffic Signals Ma	District Dept of Transportatio	Alexander Jr.,Harvey L	10/1/2016	12/29/2004	F	Reg
00038682	Engineering Tech. (Electrical)	Browder,Clark K	11/28/2005	F	12	10	97,340.00	1 BNA	ITS Support Traffic Signals Ma	District Dept of Transportatio	Alexander Jr.,Harvey L	10/1/2016	F	Reg	
00038683	Engineering Tech. (Electrical)	Garcia,Ivan A	12/27/2005	F	12	10	97,340.00	1 BNA	ITS Support Traffic Signals Ma	District Dept of Transportatio	Alexander Jr.,Harvey L	10/1/2016	F	Reg	

00042904	Engineering Tech. (Electrical)	Davis,George O	10/15/2007	F	12	7	90,254.00	1 BNA	ITS Support Traffic Signals Ma	District Dept of Transportatio	Alexander Jr.,Harvey L	10/1/2016	F	Reg	
00046061	LABORER	Traynham,James E	10/16/2017	F	3	1	35,027.20	0.4 BNB	ITS Systems Support Branch	District Dept of Transportatio	Wood,Leslie	11/19/2017	F	Reg	
00037011	IT Specialist		V		12	1	70,345.00	1 XAA	ITS Systems Support Branch	District Dept of Transportatio	Raboy,Kelli	11/1/2017	F	Reg	
00009003	Supervisory General Engineer	Habib,Mohammed G	11/17/2014	F	14	0	120,351.90	1 MSS	ITS Traffic Signals Design	District Dept of Transportatio	Raja,Ahmed W	4/28/2017	F	Reg	
00012680	Engineering Technician	Wood,Jose R	9/18/2006	F	12	5	85,530.00	1 BNA	ITS Traffic Signals Design	District Dept of Transportatio	Strange,James E	8/18/2017	F	Reg	
00019832	Transportation Engineer	Jain,Rahul P	2/27/2012	F	13	2	90,468.00	1 BNA	ITS Traffic Signals Design	District Dept of Transportatio	Habib,Mohammed G	12/19/2016	F	Reg	
00020548	Engineering Tech. (Electrical)	Moore,Joseph W	6/4/2001	F	12	5	85,530.00	1 BNA	ITS Traffic Signals Design	District Dept of Transportatio	Cooper,Randolph	10/15/2017	F	Reg	
00038113	Transportation Engineer	Menberu,Yigzaw	5/29/1984	F	13	8	107,334.00	1 BNA	ITS Traffic Signals Design	District Dept of Transportatio	Habib,Mohammed G	9/3/2017	F	Reg	
00019231	Pavement Marking Equip Oper	Hart,Rodney L	3/25/2002	F	10	10	69,222.40	1 BNA	Layout Crew	1338 G Street, SE	Walker,Robert D	10/1/2016	F	Reg	
00035519	ENGINEERING EQUIPMENT OPR		V		10	1	52,748.80	1 BNB	Layout Crew	1338 G Street, SE	Wooten,George Anthony	10/1/2016	F	Reg	
00002571	CIVIL ENGINEER	Mirchandani,Ramesh	2/3/1990	F	13	10	112,956.00	1 BNG	Local Roadway Projects	District Dept of Transportatio	Olaore,Olusegun	10/1/2016	F	Reg	
00005354	SUPVY CIVIL ENGINEER	Olaore,Olusegun	8/25/2003	F	13	0	95,087.49	1 MSS	Local Roadway Projects	District Dept of Transportatio	Kim,Huntae	6/22/2017	F	Reg	
00014035	CIVIL ENGINEER	Jamabo,Deinma Adolphus	2/26/1990	F	13	10	112,956.00	1 BNG	Local Roadway Projects	District Dept of Transportatio	Olaore,Olusegun	10/17/2016	F	Reg	
00015851	Engineer. Equipment Operator	Nelson,Michael J	12/10/2007	F	11	6	64,979.20	1 BNB	Maintainer Unit	1403 W St NE	Wood,Leslie	6/11/2017	F	Reg	
00030885	MOTOR VEHICLE OPERATOR	Treadwell,Johnnie M	3/5/2007	F	8	9	60,964.80	1 BNB	Maintainer Unit	1403 W St NE	Phillips,Cornelius E	6/26/2017	F	Reg	
00030942	ASPHALT WORKER	Modenessi I,Victor M	10/12/2010	F	7	4	49,940.80	1 BNB	Maintainer Unit	1403 W St NE	Wooten,George Anthony	7/5/2017	F	Reg	
00012011	Deputy Associate Director for	Strauss,Steve F	8/22/2009	F	14	0	118,870.61	1 MSS	Mass Transit Division	District Dept of Transportatio	Zimbabwe,Samuel D	12/8/2017	F	Reg	
00016850	Trans Planner (Citywide)	Choudhury,Raka	8/10/2015	F	14	5	108,063.00	1 XAA	Mass Transit Division	District Dept of Transportatio	Strauss,Steve F	10/1/2016	F	Reg	
00018300	Transp Spec (Sch Tran Sub Pro)	Bassett Lowe,Joann	3/23/1986	F	12	6	87,892.00	1 BNA	Mass Transit Division	District Dept of Transportatio	Strauss,Steve F	10/1/2016	F	Reg	
00025967	Program Support Assistant	Gross Jr.,Norman F.	10/28/2013	F	8	3	45,631.00	1 XAA	Mass Transit Division	District Dept of Transportatio	Strauss,Steve F	10/1/2016	F	Reg	
00034599	Program Analyst	Tingstrom,Matthew	4/3/2017	F	13	1	81,050.00	1 XAA	Mass Transit Division	District Dept of Transportatio	Strauss,Steve F	10/1/2016	F	Reg	
00045302	Program Support Assistant	Johnson,Angelica	7/15/2013	F	8	3	45,631.00	1 XAA	Mass Transit Division	District Dept of Transportatio	Strauss,Steve F	10/1/2016	F	Reg	
00000243	Engineering Tech. (Civil)	Schneider,Michael	2/7/2005	F	12	8	92,616.00	1 BNA	Materials Laboratory	District Dept of Transportatio	Medhani,Rezene G	10/1/2016	F	Reg	
00004347	Engineering Tech. (Civil)	Degrave,Kenneth L	2/17/2009	F	11	6	71,371.00	1 BNA	Materials Laboratory	District Dept of Transportatio	Medhani,Rezene G	10/1/2016	F	Reg	
00005561	Special Assistant		V		5	0	72,454.00	1 XAA	Mayor's Office of Legal Couse	John A. Wilson Building	Jones Jr.,Tommie L	10/1/2016	7/13/2005	F	Reg
00009724	Associate Director		V		7	0	101,437.00	1 XAA	Mayor's Office of Legal Couse	John A. Wilson Building	Jones Jr.,Tommie L	10/1/2016	F	Reg	
00014573	ASPHALT WORKER LEADER	Miller,Anthony D	1/26/2004	F	7	8	61,505.60	1 BNA	Milling/Spray Patch Unit	1403 W St NE	Wooten,George Anthony	5/3/2017	3/24/2003	F	Reg
00017435	ASPHALT WORKER	Gross,Myron	4/1/2002	F	7	8	56,180.80	1 BNB	Milling/Spray Patch Unit	1403 W St NE	Phillips,Cornelius E	6/26/2017	F	Reg	
00020384	ASPHALT WORKER	Gaines,Armell	8/15/2006	F	7	8	56,180.80	1 BNB	Milling/Spray Patch Unit	1403 W St NE	Wooten,George Anthony	7/5/2017	F	Reg	
00030958	Engineer. Equipment Operator	Lancaster,Clifford G	1/2/2004	F	11	10	72,716.80	1 BNB	Milling/Spray Patch Unit	1403 W St NE	Phillips,Cornelius E	6/26/2017	F	Reg	
00037002	MOTOR VEHICLE OPERATOR	Johnson,Donald E	4/18/2006	F	8	8	59,321.60	1 BNB	Milling/Spray Patch Unit	1403 W St NE	Wooten,George Anthony	5/3/2017	F	Reg	
00037005	MOTOR VEHICLE OPERATOR	Wheeler,Benjamin	4/18/2006	F	8	8	59,321.60	1 BNB	Milling/Spray Patch Unit	1403 W St NE	Wooten,George Anthony	5/3/2017	F	Reg	
00000238	Performance Analysis Manager	Thomas,John P	5/12/2003	F	16	0	156,155.21	1 MSS	OFFICE OF DIRECTOR	District Dept of Transportatio	Marootian,Jeffrey M	9/3/2017	F	Reg	
00005892	Chief Administrative Officer	Floyd,Dorinda	6/29/2015	F	16	0	159,690.17	1 MSS	OFFICE OF DIRECTOR	District Dept of Transportatio	Marootian,Jeffrey M	8/20/2017	F	Reg	
00010886	Executive Assistant	Barnes,Regina	6/8/2015	F	12	3	74,711.00	1 XAA	OFFICE OF DIRECTOR	District Dept of Transportatio	Stout,Amanda	9/4/2017	F	Reg	
00012074	Director, Dist Dept of Transp.	Marootian,Jeffrey M	3/20/2017	F	E5	0	187,779.00	1 XXX	OFFICE OF DIRECTOR	District Dept of Transportatio	Kenner,Brian T.	1/9/2018	F	Reg	
00013632	Special Assistant	Holub,Blake a	9/5/2017	F	13	2	83,647.00	1 XAA	OFFICE OF DIRECTOR	District Dept of Transportatio	Stout,Amanda	9/17/2017	F	Reg	
00015608	Program Analyst	Ma,Ting	5/1/2017	F	13	6	94,035.00	1 XAA	OFFICE OF DIRECTOR	District Dept of Transportatio	Fowler-Finn,Meghan Marie	4/10/2017	F	Reg	
00016354	External Affairs Manager	DeBonis,Dena Iverson	1/2/2018	F	9	0	125,500.00	1 XAA	OFFICE OF DIRECTOR	District Dept of Transportatio	Marootian,Jeffrey M	12/24/2017	F	Reg	
00016832	Special Assistant	Milton,Yvette E.	7/29/2013	F	14	10	123,403.00	1 XAA	OFFICE OF DIRECTOR	Permits Office	Marcou,Matthew J	10/1/2016	F	Reg	
00017896	Deputy Chief of Staff	Stout,Amanda	9/8/2015	F	15	0	120,274.00	1 MSS	OFFICE OF DIRECTOR	District Dept of Transportatio	McIntyre,Todd	10/1/2016	6/1/2005	F	Reg
00019555	Management Analyst	Chiawah,Tambei	2/6/2017	F	11	10	73,295.00	1 XAA	OFFICE OF DIRECTOR	Permits Office	Graham,Walter K.	10/7/2016	F	Reg	
00030908	Legislative Analyst	Rhones,Aaron R	6/9/2008	F	13	10	104,423.00	1 XAA	OFFICE OF DIRECTOR	District Dept of Transportatio	Thomas,John P	2/5/2017	F	Reg	
00030909	Supv Mgmt and Program Analyst	Fowler-Finn,Meghan Marie	7/30/2012	F	14	0	116,000.00	1 MSS	OFFICE OF DIRECTOR	District Dept of Transportatio	Thomas,John P	10/29/2016	F	Reg	
00042306	Chief of Staff	McIntyre,Todd	6/13/2016	F	10	0	144,757.00	1 XAA	OFFICE OF DIRECTOR	District Dept of Transportatio	Marootian,Jeffrey M	1/22/2018	F	Reg	
00093513	Program Analyst	Jackson,Donise	10/26/2015	F	9	1	47,185.00	1 XAA	OFFICE OF DIRECTOR	District Dept of Transportatio	Goodall,LeJamiel	1/21/2018	F	Reg	
00093514	Program Analyst	Jones,Ty'on	5/18/2015	F	12	3	74,711.00	1 XAA	OFFICE OF DIRECTOR	District Dept of Transportatio	Goodall,LeJamiel	1/21/2018	F	Reg	
00000849	Program Analyst		V		12	0	70,345.00	1 XAA	OFFICE OF DIRECTOR	District Dept of Transportatio	McIntyre,Todd	3/31/2017	F	Reg	
00025172	Special Assistant		V		13	0	81,050.00	1 XAA	OFFICE OF DIRECTOR	District Dept of Transportatio	Stout,Amanda	10/26/2017	3/24/2003	F	Reg
00035099	Graphic Designer		V		11	0	56,852.00	1 XAA	OFFICE OF DIRECTOR	District Dept of Transportatio	LUTANGU,NDUMBA	11/1/2017	F	Reg	
00093511	Program Analyst		V		11	1	56,852.00	1 XAA	OFFICE OF DIRECTOR	District Dept of Transportatio	Thomas,John P	12/11/2017	F	Reg	
00011478	Risk Management Specialist	Carson,Anthony	7/19/2004	F	13	8	99,229.00	1 XAA	Office of Emergency Preparedne	District Dept of Transportatio	Jones,Natalie E	9/24/2017	F	Reg	
00017426	EMERGENCY PREPARE SPEC	Ward,Bettye Jean	12/27/2004	F	12	7	83,443.00	1 XAA	Office of Emergency Preparedne	District Dept of Transportatio	Jones,Natalie E	9/24/2017	F	Reg	
00018772	Emergency Transportation Proje	Jones,Natalie E	6/7/1999	F	14	0	119,996.12	1 MSS	Office of Emergency Preparedne	District Dept of Transportatio	Neider,Thomas S	9/17/2017	F	Reg	
00035021	STAFF ASSISTANT	Lancaster,Patrice D	2/23/2015	F	9	8	57,741.00	1 XAA	Office of Federal and Regional	John A. Wilson Building	Kinlow,Eugene D.	10/1/2016	F	Term	
00012042	Chief Operations Officer	Robinson,Suzette	11/2/2015	F	16	0	159,650.00	1 MSS	Office of the Associate Direct	District Dept of Transportatio	Marootian,Jeffrey M	9/3/2017	F	Reg	
00046060	Policy Analyst		V		13	0	81,050.00	1 XAA	Office of the Director Support	District Dept of Transportatio	Emerine,Daniel J	10/27/2016	F	Reg	
00025712	Engineering Technician	Miller,Michael T	6/13/1983	F	12	9	94,978.00	1 BNA	Parking Operations Branch	District Dept of Transportatio	Lyle,Jerry L	10/1/2016	F	Reg	
00017413	Pavement Marking Equip Oper	Wilks,Todd Sylvester	5/6/2002	F	10	10	69,222.40	1 BNA	Pavement Marking Crew	1338 G Street, SE	Walker,Robert D	10/1/2016	F	Reg	
00021586	Pavement Marking Equip Oper	Richardson,Lemar S	3/25/2002	F	10	9	67,392.00	1 BNA	Pavement Marking Crew	1338 G Street, SE	Walker,Robert D	10/1/2016	7/14/2005	F	Reg
00009117	Engineer. Equipment Operator	Thompson Jr.,Lucuis	12/24/2007	F	11	9	70,782.40	1 BNB	Paving Unit	1403 W St NE	Phillips,Cornelius E	6/26/2017	F	Reg	
00036999	MOTOR VEHICLE OPERATOR	Holman,Terri B	10/17/2005	F	8	8	59,321.60	1 BNB	Paving Unit	1403 W St NE	Wooten,George Anthony	5/3/2017	F	Reg	
00037000	MOTOR VEHICLE OPERATOR	Jackson,Garrett	4/18/2006	F	8	8	59,321.60	1 BNB	Paving Unit	1403 W St NE	Phillips,Cornelius E	6/26/2017	F	Reg	
00046057	ASPHALT WORKER	Brown,Michael Lee	12/9/2007	F	7	5	51,500.80	1 BNB	Paving Unit	1403 W St NE	Wooten,George Anthony	7/5/2017	F	Reg	

00046068	Engineer. Equipment Operator	Short,Rashaad Dante	11/13/2007	F	11	5	63,044.80	1 BNB	Paving Unit	1403 W St NE	Wood,Leslie	11/19/2017	F	Reg	
00016619	MOTOR VEHICLE OPERATOR		V		8	1	47,819.20	1 BNB	Paving Unit	1403 W St NE	Lott,Joanell S	10/1/2016	5/31/2005	F	Reg
00001217	Program Analyst	Jones,Shannon Renee	1/2/2007	F	12	6	81,260.00	1 XAA	Permits	District Dept of Transportatio	Stout,Amanda	9/4/2017		F	Reg
00004507	Engineering Tech. (Civil)	French,Rahsaan C	4/24/2000	F	11	7	73,347.00	1 BNA	Permits	Permits Office	Tenbrook,Tiffany D.	3/22/2017		F	Reg
00005783	Engineering Technician	Stevens,John A	10/21/2002	F	12	7	90,254.00	1 BNA	Permits	District Dept of Transportatio	Marcou,Matthew J	8/3/2017		F	Reg
00006049	Engineering Technician	Floura,Awtar Singh	4/22/1991	F	12	7	90,254.00	1 BNG	Permits	Permits Office	Marcou,Matthew J	8/3/2017	8/24/2004	F	Reg
00008290	Engineering Tech. (Civil)	Conley,Michael A	2/7/1983	F	12	8	92,616.00	1 BNA	Permits	Permits Office	Marcou,Matthew J	8/3/2017		F	Reg
00013290	Engineering Technician	Pearson,Curtis Robert	5/10/2010	F	11	5	69,395.00	1 BNG	Permits	Permits Office	Tenbrook,Tiffany D.	4/4/2017		F	Reg
00016934	Engineering Technician	Thompson,Donna D	7/11/1982	F	12	9	94,978.00	1 BNA	Permits	Permits Office	Marcou,Matthew J	8/3/2017		F	Reg
00018449	Engineering Technician	Schoon,William A	2/10/2003	F	12	7	90,254.00	1 BNA	Permits	Permits Office	Tenbrook,Tiffany D.	3/22/2017		F	Reg
00020160	Engineering Technician	Neugent,Edward A	9/17/1982	F	12	8	92,616.00	1 BNA	Permits	Permits Office	Marcou,Matthew J	8/3/2017		F	Reg
00022124	STAFF ASSISTANT	Harris,Malinda G	5/22/2000	F	11	6	65,987.00	1 XAA	Permits	District Dept of Transportatio	Graham,Walter K.	10/1/2016		F	Reg
00025005	Engineering Technician	Morris,Franklin A	11/5/1990	F	11	10	79,275.00	1 BNA	Permits	Permits Office	Marcou,Matthew J	8/3/2017		F	Reg
00026126	Surface Permitting Manager	Tenbrook,Tiffany D.	8/5/2007	F	13	0	102,000.00	1 MSS	Permits	Permits Office	Marcou,Matthew J	9/7/2017		F	Reg
00027332	Engineering Tech. (Civil)	Wilson,Pamela	7/17/1988	F	11	9	77,299.00	1 BNG	Permits	Permits Office	Tenbrook,Tiffany D.	3/22/2017		F	Reg
00030945	Engineering Technician	Mosley,Michelle P	1/6/1980	F	12	7	90,254.00	1 BNG	Permits	Permits Office	Tenbrook,Tiffany D.	3/22/2017		F	Reg
00034840	City-Wide Program Support Supv	Baynes,Karl	1/11/2016	F	13	0	91,155.00	1 MSS	Permits	Permits Office	Patterson,Evia E.	8/7/2017		F	Reg
00035087	PUBLIC SPACE COMMITTEE COOR	Felder,Catrina I	2/5/1989	F	12	8	92,616.00	1 BNG	Permits	Permits Office	Marcou,Matthew J	9/7/2017		F	Reg
00035446	CONTACT REPRESENTATIVE	Somerville-Bruce,Quita A.	9/6/2005	F	8	9	58,223.00	1 BNG	Permits	Permits Office	Marcou,Matthew J	9/7/2017		F	Reg
00005424	Engineering Technician		V		11	1	61,491.00	1 BNG	Permits	Permits Office	Baynes,Karl	10/1/2016		F	Reg
00013901	PUBLIC SPACE MGR		V		14	0	119,591.00	1 MSS	Permits	Permits Office	Marcou,Matthew J	10/1/2016		F	Reg
00025370	Program Analyst		V		11	0	56,852.00	1 XAA	Permits	Permits Office	Lawrence,Brian	9/28/2017		F	Reg
00002098	SUPV GEN ENGINEER	Petrosian,Levon G	5/5/2003	F	14	0	114,557.66	1 MSS	Plan Review	Permits Office	Marcou,Matthew J	10/1/2016		F	Reg
00008101	Civil Engineer	Edokwe,Edwin	3/18/1985	F	13	10	112,956.00	1 BNG	Plan Review	Permits Office	Petrosian,Levon G	10/1/2016		F	Reg
00011342	Engineering Technician	Lattimore-Dunn,Shavone	9/15/2008	F	12	3	80,806.00	1 BNA	Plan Review	Permits Office	Petrosian,Levon G	10/1/2016		F	Reg
00013065	Engineering Technician	Obadare,Oluwaseun	8/26/2013	F	12	5	85,530.00	1 BNA	Plan Review	Permits Office	Petrosian,Levon G	10/1/2016		F	Reg
00015346	Engineering Technician	Marrow,Derrick L	10/16/2006	F	12	3	80,806.00	1 BNA	Plan Review	Permits Office	Petrosian,Levon G	10/1/2016		F	Reg
00018609	Engineering Tech. (Electrical)	Zamani,Ali A	7/1/2002	F	12	8	92,616.00	1 BNA	Plan Review	Permits Office	Petrosian,Levon G	10/1/2016	8/26/2005	F	Reg
00019679	Engineering Tech. (Civil)	Allen,Kisha	8/11/2003	F	11	3	65,443.00	1 BNA	Plan Review	Permits Office	Marcou,Matthew J	9/7/2017		F	Reg
00025223	Transportation Engineering Tec	Meaders,Keenan D	9/28/1983	F	12	7	90,254.00	1 BNA	Plan Review	Permits Office	Petrosian,Levon G	10/1/2016		F	Reg
00025816	Transportation Engineer	Wake,Fikru T	11/4/2002	F	12	7	90,254.00	1 BNA	Plan Review	Permits Office	Petrosian,Levon G	10/1/2016		F	Reg
00030951	Transportation Engineer	Dickens,Charlene	2/9/2004	F	13	8	107,334.00	1 BNA	Plan Review	Permits Office	Petrosian,Levon G	10/1/2016		F	Reg
00022831	Engineering Technician		V		11	1	61,491.00	1 BNG	Plan Review	Permits Office	Petrosian,Levon G	10/1/2016		F	Reg
00013337	Transportation Equity and Incl	Redus,Tyra	4/4/2016	F	15	0	123,085.00	1 MSS	Plan Review & Compliance Divis	District Dept of Transportatio	McIntyre,Todd	10/1/2016		F	Reg
00023876	Bicycle/Pedestrian Program Spe	Buck,Darren	1/13/2014	F	13	8	99,229.00	1 XAA	Plan Review & Compliance Divis	District Dept of Transportatio	Sebastian,James R	7/10/2017	5/8/2005	F	Reg
00045123	Safety and Risk Manager	Neider,Thomas S	9/18/2017	F	15	0	149,566.00	1 MSS	Plan Review & Compliance Divis	District Dept of Transportatio	McIntyre,Todd	11/13/2016		F	Reg
00030913	Bicycle Program Specialist		V		12	1	70,345.00	1 XAA	Plan Review & Compliance Divis	District Dept of Transportatio	Sebastian,James R	7/10/2017		F	Reg
00046196	Supvy Transp. Mgmt Planner		V		14	1	119,591.00	1 MSS	Plan Review & Compliance Divis	District Dept of Transportatio	Zimbabwe,Samuel D	3/2/2017		F	Reg
00017370	Transportation Planner (Prkg.)	Dastgheib,Fakhteh	1/12/2015	F	13	8	99,229.00	1 XAA	Policy Branch	District Dept of Transportatio	Emerine,Daniel J	1/7/2018		F	Reg
00038409	Supvry Program Analyst	Emerine,Daniel J	3/3/2008	F	14	0	122,500.00	1 MSS	Policy Branch	District Dept of Transportatio	DeBonis,Dena Iverson	1/21/2018		F	Reg
00042897	Policy Analyst	Rogers,Jonathan M.	4/23/2012	F	13	5	91,438.00	1 XAA	Policy Branch	District Dept of Transportatio	Emerine,Daniel J	1/7/2018		F	Reg
00030956	Policy Analyst		V		13	1	81,050.00	1 XAA	Policy Branch	District Dept of Transportatio	McIntyre,Todd	8/13/2017		F	Reg
00012082	Assoc Dir, Pol Plan & Sust Adm	Sebastian,James R	4/9/2001	F	16	0	147,000.00	1 MSS	Policy Planning & Sustainabili	District Dept of Transportatio	Zimbabwe,Samuel D	3/1/2017		F	Reg
00024273	STAFF ASST	Fields,Delois D	3/12/1977	F	11	8	69,641.00	1 XAA	Policy Planning & Sustainabili	District Dept of Transportatio	Sebastian,James R	6/29/2017		F	Reg
00025159	Transportation Planner	Crabb,Kathleen	6/1/2015	F	11	6	65,987.00	1 XAA	Policy Planning & Sustainabili	District Dept of Transportatio	Lewis,Carole A	1/19/2018		F	Reg
00033042	Supervisory Civil Engineer	Dey,Soumya S	11/29/2004	F	16	0	152,448.53	1 MSS	Policy Planning & Sustainabili	District Dept of Transportatio	Robinson,Suzette	10/3/2016	2/26/2005	F	Reg
00003478	Policy Analyst		V		13	1	81,050.00	1 XAA	Policy Planning & Sustainabili	District Dept of Transportatio	Patterson,Evia E.	6/22/2017		F	Reg
00048701	Bicycle/Pedestrian Program Spe		V		13	1	81,050.00	1 XAA	Policy Planning & Sustainabili	District Dept of Transportatio	Sebastian,James R	11/30/2017		F	Reg
00094544	Program Analyst		V		12	1	70,345.00	1 XAA	Policy Planning & Sustainabili	District Dept of Transportatio	Sebastian,James R	10/1/2017		F	Reg
00094545	Management Analyst		V		11	1	56,852.00	1 XAA	Policy Planning & Sustainabili	District Dept of Transportatio	Sebastian,James R	10/1/2017		F	Reg
00000699	Forester (Urban)	Lehtonen,Matthew A	9/18/2017	F	9	4	51,709.00	1 XAA	Program Operations Divisions	District Dept of Transportatio	Chapman,Jack A	12/7/2017		F	Reg
00001445	Forester (Urban)	Cantwell,Bridget E	11/13/2017	F	9	1	47,185.00	1 XAA	Program Operations Divisions	District Dept of Transportatio	CORLETTA,ROBERT M	12/7/2017		F	Reg
00012330	Landscape Architect	Balk,Alit J	9/23/2013	F	13	5	91,438.00	1 XAA	Program Operations Divisions	District Dept of Transportatio	Eutsler,Earl C	10/9/2016		F	Reg
00012834	Lead Forester (Urban)	Yturalde,Kasey Maria	10/16/2017	F	13	1	81,050.00	1 XAA	Program Operations Divisions	District Dept of Transportatio	Eutsler,Earl C	11/17/2017		F	Reg
00016900	CONSTRUCTION REP MAINTENANCE	Thurston,Jehrel A	5/15/2006	F	8	4	50,833.00	1 BNA	Program Operations Divisions	District Dept of Transportatio	Patterson,Evia E.	12/8/2017		F	Reg
00023834	Forester (Urban)	Babra,Ranjit S	3/22/2004	F	12	8	85,626.00	1 XAA	Program Operations Divisions	District Dept of Transportatio	CORLETTA,ROBERT M	10/1/2016		F	Reg
00026006	Staff Assistant II	Lomax,Kenya M	5/10/2010	F	11	5	64,160.00	1 XAA	Program Operations Divisions	District Dept of Transportatio	Eutsler,Earl C	10/9/2016	8/23/2004	F	Reg
00030906	Forester (Urban)	Conlon,Joel P	2/21/2006	F	12	7	83,443.00	1 XAA	Program Operations Divisions	District Dept of Transportatio	CORLETTA,ROBERT M	10/1/2016		F	Reg
00032537	Forester (Urban)	Chuko,Michael S	10/4/2004	F	12	8	85,626.00	1 XAA	Program Operations Divisions	District Dept of Transportatio	Ertem,Munevver	10/1/2016		F	Reg
00033141	Forester (Urban)	McKindley-Ward,Steve	10/25/2010	F	12	2	72,528.00	1 XAA	Program Operations Divisions	District Dept of Transportatio	Chapman,Jack A	10/1/2016		F	Reg
00035017	Forester (Urban)	Klapthor,Carlson B	7/21/2008	F	12	10	89,992.00	1 XAA	Program Operations Divisions	District Dept of Transportatio	Mccully,Robert Duff	12/5/2017		F	Reg
00036864	Lead Forester (Urban)	Banua,Simoun	11/17/2003	F	13	7	96,632.00	1 XAA	Program Operations Divisions	District Dept of Transportatio	Chapman,Jack A	10/1/2016		F	Reg
00038130	Landscape Architect	Dendy,Sharon H	1/22/2008	F	13	7	96,632.00	1 XAA	Program Operations Divisions	District Dept of Transportatio	Eutsler,Earl C	3/29/2017		F	Reg
00045755	Forester (Urban)	Burckle,Joseph H	10/25/2010	F	12	7	83,443.00	1 XAA	Program Operations Divisions	District Dept of Transportatio	Mccully,Robert Duff	10/1/2016		F	Reg

00015396	Forester (Urban)		V	9	1	47,185.00	1 XAA	Program Operations Divisions	District Dept of Transportatio	Chapman,Jack A	7/2/2017		F	Reg	
00032862	Transportation Spec (Traff Op)		V	13	1	81,050.00	1 XAA	Program Operations Divisions	District Dept of Transportatio	Elekwachi,Ogechi	11/13/2017	8/25/2005	F	Reg	
00000506	Transportation Specialist	Koch,David	12/14/2015	F	11	7	73,347.00	1 BNA	Progressive Transportation Ser	District Dept of Transportatio	Egan,Sean	9/3/2017		F	Reg
00005264	Supv Civil Engineer	Bozkurt,Diyar	6/15/2015	F	15	0	142,585.00	1 MSS	Progressive Transportation Ser	District Dept of Transportatio	Ganvir,Ravindra	10/16/2017		F	Reg
00007906	Management Analyst	Monts,Deborah R	10/22/2012	F	12	4	76,894.00	1 XAA	Progressive Transportation Ser	District Dept of Transportatio	Zimbabwe,Samuel D	12/8/2017		F	Reg
00011329	Trans Planner (Citywide)	Torruellas,Circe M	8/8/2005	F	14	5	108,063.00	1 XAA	Progressive Transportation Ser	District Dept of Transportatio	Egan,Sean	8/27/2017		F	Reg
00021723	Transportation Specialist	Bundy,Anthony Charles	10/14/2008	F	11	5	69,395.00	1 BNA	Progressive Transportation Ser	District Dept of Transportatio	Egan,Sean	8/27/2017		F	Reg
00034839	Transport. Planner (Mass Trans	Worth,Spring	11/14/2011	F	13	5	91,438.00	1 XAA	Progressive Transportation Ser	District Dept of Transportatio	Egan,Sean	9/10/2017		F	Reg
00030893	STAFF ASSISTANT		V	9	1	47,185.00	1 XAA	Progressive Transportation Ser	District Dept of Transportatio	VACANT	5/10/2017		F	Reg	
00034596	Associate Director for Progres		V	16	0	147,300.00	1 MSS	Progressive Transportation Ser	District Dept of Transportatio	Zimbabwe,Samuel D	10/27/2016		F	Reg	
00045757	Deputy Assistant Director for		V	14	1	119,591.00	1 MSS	Progressive Transportation Ser	District Dept of Transportatio	VACANT	5/10/2017		F	Reg	
00094546	Transport. Planner (Mass Trans		V	13	1	81,050.00	1 XAA	Progressive Transportation Ser	District Dept of Transportatio	VACANT	10/1/2017		F	Reg	
00018778	Associate Director, Public Spa	Marcou,Matthew J	7/12/2004	F	15	0	133,338.65	1 MSS	Public Space Regulation Admini	Permits Office	Robinson,Suzette	10/1/2016		F	Reg
00030935	Permits Transactions Officer	Green,Domanika	9/9/2013	F	13	1	81,050.00	1 XAA	Public Space Regulation Admini	Permits Office	Graham,Walter K.	11/21/2017		F	Reg
00042779	Associate Director for Traffic	Raja,Ahmed W	2/16/2010	F	16	0	149,287.00	1 MSS	Public Space Regulation Admini	District Dept of Transportatio	Zimbabwe,Samuel D	3/23/2017		F	Reg
00001939	ADMIN CONSTR PROJECT OFFICER	Stults,Eric W	3/28/2015	F	14	0	129,902.86	1 MSS	Resource Management	District Dept of Transportatio	Floyd,Dorinda	10/1/2016		F	Reg
00008259	STAFF ASSISTANT	Munnaluri,Srilakshmi	8/25/2003	F	11	6	71,371.00	1 BNG	Resource Management	District Dept of Transportatio	Stults,Eric W	10/1/2016		F	Reg
00011626	Program Analyst	Nouri,Asad	4/4/2016	F	12	1	70,345.00	1 XAA	Resource Management	District Dept of Transportatio	Stults,Eric W	10/1/2016	8/11/2005	F	Reg
00016314	Wage and Hour Specialist	Roy,Steven	6/30/2014	F	11	4	62,333.00	1 XAA	Resource Management	District Dept of Transportatio	Love,Lakisha	10/1/2016		F	Reg
00018240	Resource Allocation Analyst	Scott,Kyle J.	4/23/2012	F	13	7	96,632.00	1 XAA	Resource Management	District Dept of Transportatio	Stults,Eric W	10/1/2016	11/7/2005	F	Reg
00020573	Wage and Hour Specialist	Dare,Evelyn	6/30/2014	F	11	4	62,333.00	1 XAA	Resource Management	District Dept of Transportatio	Love,Lakisha	10/1/2016		F	Reg
00021387	STAFF ASSISTANT	Samuels,Melvin	7/11/2016	F	11	7	67,814.00	1 XAA	Resource Management	District Dept of Transportatio	Stults,Eric W	10/1/2016		F	Reg
00024314	Program Analyst	Albaugh,Zachary M	7/12/2004	F	13	4	88,841.00	1 XAA	Resource Management	District Dept of Transportatio	Floyd,Dorinda	10/29/2017		F	Reg
00025526	OPERATIONS MGR	Love,Lakisha	1/18/2000	F	14	0	115,493.59	1 MSS	Resource Management	District Dept of Transportatio	Floyd,Dorinda	5/28/2017		F	Reg
00026323	Engineering Tech. (Civil)	Daniel,Phillip S	9/8/1992	F	11	8	75,323.00	1 BNA	Resource Management	District Dept of Transportatio	Love,Lakisha	10/1/2016		F	Reg
00027041	Engineering Tech. (Civil)	Hill,Duane A	4/24/2000	F	11	5	69,395.00	1 BNA	Resource Management	District Dept of Transportatio	Love,Lakisha	10/1/2016		F	Reg
00033190	Resource Allocation Analyst	Revesz,Paul G.	11/18/2013	F	13	10	104,423.00	1 XAA	Resource Management	District Dept of Transportatio	Stults,Eric W	10/1/2016		F	Reg
00045142	Wage and Hour Specialist	McNeil,Tanesha R	2/19/2008	F	11	5	64,160.00	1 XAA	Resource Management	District Dept of Transportatio	Love,Lakisha	10/1/2016		F	Reg
00048652	Program Analyst	Headd,Jessica	12/14/2015	F	12	2	72,528.00	1 XAA	Resource Management	District Dept of Transportatio	Floyd,Dorinda	12/1/2017		F	Reg
00009459	Program Analyst		V	12	1	70,345.00	1 XAA	Resource Management	District Dept of Transportatio	Floyd,Dorinda	4/18/2017		F	Reg	
00017762	ASPHALT WORKER	Wilkinson,Darrell R	6/23/2008	F	5	3	42,827.20	1 BNB	ROADWAY MAINTENANCE	1403 W St NE	Wooten,George Anthony	5/28/2017		F	Reg
00036156	ASPHALT WORKER		V	5	1	40,081.60	1 BNA	ROADWAY MAINTENANCE	1403 W St NE	Lott,Joanell S	10/1/2016		F	Reg	
00006402	Supervisory Engineering Tech.	Wood,Leslie	5/15/2017	F	12	0	75,356.00	1 MSS	Roadway Maintenance Section	1403 W St NE	Salmon,Willie M	6/6/2017		F	Reg
00019620	BRIDGE REPAIRER	Jackson,Gary J	1/22/2007	F	10	5	60,070.40	1 BNB	Roadway Maintenance Section	1403 W St NE	Wood,Leslie	11/19/2017		F	Reg
00035038	Program Support Assistant (OA)	Bellinger-Richardson,Tasharn	8/18/2015	F	7	2	40,420.00	1 XAA	Roadway Maintenance Section	1403 W St NE	Lawrence,Brian	12/20/2017		F	Reg
00037001	MOTOR VEHICLE OPERATOR	Beckham,Tyrell	1/11/2016	F	8	3	51,105.60	1 BNB	Roadway Maintenance Section	1403 W St NE	Wood,Leslie	11/19/2017		F	Reg
00046058	ENGINEERING EQUIPMENT OPR	Callaham,Robert	8/9/2006	F	10	8	65,561.60	1 BNB	Roadway Maintenance Section	1403 W St NE	Wood,Leslie	11/19/2017		F	Reg
00013947	ROADWAY MAINTENANCE SUPV		V	13	0	103,992.00	1 MSS	Roadway Maintenance Section	1403 W St NE	Lawrence,Brian	11/29/2016		F	Reg	
00018569	Roadway Maintenance Supervisor		V	7	1	49,482.00	1 XAA	Roadway Maintenance Section	1403 W St NE	Davila,Isidro	10/1/2016	7/20/2005	F	Reg	
00001440	Transpor Asst (RO/MVO)	Honesty-Bey,Chief	2/19/2008	F	8	10	59,701.00	1 BNA	Roadway Operations Branch	District Dept of Transportatio	Tenbrook,Charles H	5/3/2017		F	Reg
00002929	Supervisory Engineering Tech.	Patterson,Jermain E	8/11/2014	F	12	0	75,356.00	1 MSS	Roadway Operations Branch	District Dept of Transportatio	Salmon,Willie M	6/6/2017		F	Reg
00020643	Transpor Asst (RO/MVO)	Beckham,Byron	6/13/2016	F	8	2	47,877.00	1 BNA	Roadway Operations Branch	District Dept of Transportatio	Tenbrook,Charles H	10/22/2017		F	Reg
00022938	Transpor Asst (RO/MVO)	Skeen,Tyrone	12/10/2007	F	8	6	53,789.00	1 BNA	Roadway Operations Branch	1338 G Street, SE	Tenbrook,Charles H	5/3/2017		F	Reg
00030901	Transpor Asst (RO/MVO)	Mccrea,Donna J	4/23/2001	F	8	10	59,701.00	1 BNA	Roadway Operations Branch	District Dept of Transportatio	Tenbrook,Charles H	5/3/2017		F	Reg
00030972	Transpor Asst (RO/MVO)	Mason,Bradley Leon	3/6/2006	F	8	8	56,745.00	1 BNA	Roadway Operations Branch	District Dept of Transportatio	Tenbrook,Charles H	5/3/2017		F	Reg
00030976	Transpor Asst (RO/MVO)	Makle Jr.,Albert B.	9/24/2012	F	8	5	52,311.00	1 BNA	Roadway Operations Branch	District Dept of Transportatio	Tenbrook,Charles H	5/3/2017		F	Reg
00034592	Transpor Asst (RO/MVO)	Brooks,Kevin L	2/19/2008	F	8	10	59,701.00	1 BNA	Roadway Operations Branch	District Dept of Transportatio	Tenbrook,Charles H	5/3/2017		F	Reg
00036998	MOTOR VEHICLE OPERATOR	Fields,Warren L.	10/1/2007	F	8	8	59,321.60	1 BNB	Roadway Operations Branch	Reeves Center	Tenbrook,Charles H	6/6/2017		F	Reg
00037427	Transpor Asst (RO/MVO)	Warren,Darren R	10/14/2008	F	8	5	52,311.00	1 BNA	Roadway Operations Branch	District Dept of Transportatio	Tenbrook,Charles H	5/3/2017		F	Reg
00040176	Transpor Asst (RO/MVO)	Wilson,Jeremy B.	2/5/2007	F	8	9	58,223.00	1 BNA	Roadway Operations Branch	District Dept of Transportatio	Tenbrook,Charles H	5/3/2017		F	Reg
00040177	Transpor Asst (RO/MVO)	Shannon,Eric A	4/23/2012	F	8	5	52,311.00	1 BNA	Roadway Operations Branch	District Dept of Transportatio	Tenbrook,Charles H	5/3/2017		F	Reg
00040180	Transpor Asst (RO/MVO)	Riley,Sigbee D	10/1/2007	F	8	10	59,701.00	1 BNA	Roadway Operations Branch	District Dept of Transportatio	Tenbrook,Charles H	5/3/2017		F	Reg
00042899	Transpor Asst (RO/MVO)	Hardy Jr.,Willie A	8/4/2008	F	8	6	53,789.00	1 BNA	Roadway Operations Branch	District Dept of Transportatio	Tenbrook,Charles H	10/31/2017		F	Reg
00005902	Transportation Engineer	Harper,Teresita C	6/4/2012	F	13	8	107,334.00	1 BNA	Safety Standard & Oversight	District Dept of Transportatio	Anderson,Leon	12/2/2016		F	Reg
00005951	Transportation Engineer	Gwei,Victorine Y	7/9/2007	F	12	7	90,254.00	1 BNA	Safety Standard & Oversight	District Dept of Transportatio	Anderson,Leon	12/2/2016	9/13/2005	F	Reg
00012892	Transportation Engineer	Nino,Adolfo	10/30/2006	F	12	10	97,340.00	1 BNA	Safety Standard & Oversight	District Dept of Transportatio	Wheeler,Constance G	10/1/2016		F	Reg
00019804	SUPV GEN ENGINEER	Anderson,Leon	6/3/2013	F	14	0	107,071.33	1 MSS	Safety Standard & Oversight	District Dept of Transportatio	Dey,Soumya S	12/13/2016		F	Reg
00022006	Transportation Engineering Tec	Pinn Mills,Wanda M	6/24/1985	F	12	8	92,616.00	1 BNA	Safety Standard & Oversight	District Dept of Transportatio	Wheeler,Constance G	10/1/2016		F	Reg
00023255	Transportation Engineer	Wilson,Juliana D	8/21/2017	F	12	5	85,530.00	1 BNA	Safety Standard & Oversight	District Dept of Transportatio	Anderson,Leon	8/30/2017		F	Reg
00024005	Transportation Engineer	Dalphy,Emily	12/1/2014	F	13	6	101,712.00	1 BNA	Safety Standard & Oversight	District Dept of Transportatio	Anderson,Leon	6/12/2017	9/20/2005	F	Reg
00026736	Transportation Engineer	Deng,Zuxuan	10/2/2017	F	13	3	93,279.00	1 BNA	Safety Standard & Oversight	District Dept of Transportatio	Anderson,Leon	5/17/2017		F	Reg
00030889	Transportation Engineer	Miles,Kendrick M	10/16/2006	F	12	7	90,254.00	1 BNA	Safety Standard & Oversight	District Dept of Transportatio	Petrosian,Levon G	10/1/2016		F	Reg
00001050	SUPV CIVIL ENGINEER	Khan,Wasi U	9/28/1987	F	15	0	131,366.01	1 MSS	Safety Standards and Quality C	District Dept of Transportatio	Ganvir,Ravindra	2/21/2017		F	Reg
00005150	Civil Engineer	Griffin,Jason A	1/12/2015	F	12	6	87,892.00	1 BNA	Safety Standards and Quality C	District Dept of Transportatio	Medhani,Rezene G	10/1/2016		F	Reg

00006792	Engineering Tech. (Civil)	Kretsi,Charles K	5/3/2004	F	12	8	92,616.00	1 BNA	Safety Standards and Quality C	District Dept of Transportatio	Medhani,Rezene G	10/1/2016	F	Reg
00008686	Engineering Tech. (Civil)	Nur,Elmi Ali	9/24/2012	F	11	10	79,275.00	1 BNA	Safety Standards and Quality C	District Dept of Transportatio	Medhani,Rezene G	10/1/2016	F	Reg
00010096	Engineering Tech. (Civil)	Kest,Daniel J.	2/7/2005	F	12	8	92,616.00	1 BNA	Safety Standards and Quality C	District Dept of Transportatio	Medhani,Rezene G	10/1/2016	F	Reg
00013596	SUPVY CIVIL ENGINEER	Medhani,Rezene G	8/6/2007	F	14	0	112,663.43	1 MSS	Safety Standards and Quality C	District Dept of Transportatio	Khan,Wasi U	10/1/2016	F	Reg
00013838	Engineering Tech. (Civil)	Ledda,Patrick G	2/23/2004	F	12	10	97,340.00	1 BNA	Safety Standards and Quality C	District Dept of Transportatio	Medhani,Rezene G	10/1/2016	F	Reg
00021173	STAFF ASSISTANT	Spicer,Lakiera	2/25/2013	F	11	4	62,333.00	1 XAA	Safety Standards and Quality C	District Dept of Transportatio	Khan,Wasi U	10/1/2016	F	Reg
00025497	Engineering Tech. (Civil)	Phillip,Carlos D	6/8/2009	F	11	6	71,371.00	1 BNG	Safety Standards and Quality C	District Dept of Transportatio	Medhani,Rezene G	10/1/2016	F	Reg
00036055	Civil Engineer	Nabu,Daniel	7/10/1987	F	12	8	92,616.00	1 BNA	Safety Standards and Quality C	District Dept of Transportatio	Khan,Wasi U	10/1/2016	F	Reg
00005075	Safety Tech (Trainee)	Ross,DaVonda	5/19/2014	F	3	6	18,691.05	0.4 CGA	School Crossing Control Progra	Reeves Center	Green,Robert A	10/1/2016	P	Term
00007627	Safety Technician	Perkins,Tonya	10/3/2016	F	3	5	17,275.00	0.4 CGA	School Crossing Control Progra	Reeves Center	Ambrose,Eric A	10/1/2016	P	Reg
00007817	Safety Technician	Muschette,Samantha	3/11/2013	F	3	5	18,138.75	0.4 CGA	School Crossing Control Progra	Reeves Center	Herriot,Jack L	10/1/2016	P	Reg
00009184	Safety Technician	Wilder,Daniel N	7/19/2010	F	3	6	17,801.00	0.4 CGA	School Crossing Control Progra	Reeves Center	Green,Robert A	10/1/2016	P	Reg
00009368	Supervisory Traffic Control Of	Ambrose,Eric A	7/14/2003	F	11	0	71,027.26	1 MSS	School Crossing Control Progra	District Dept of Transportatio	Thweatt,Dena R	11/25/2017	F	Reg
00009426	Safety Technician	Piles,Sharon D	5/8/2000	F	3	9	20,347.95	0.4 CGA	School Crossing Control Progra	Reeves Center	Herriot,Jack L	10/1/2016	P	Reg
00009678	Safety Technician	Brinson,Eula M	8/22/1994	F	3	9	20,347.95	0.4 CGA	School Crossing Control Progra	Reeves Center	Green,Robert A	10/1/2016	P	Reg
00009698	Safety Technician	Thomas,April C	8/25/2014	F	3	3	17,034.15	0.4 CGA	School Crossing Control Progra	Reeves Center	Ambrose,Eric A	10/1/2016	P	Reg
00010186	Safety Technician	Woods Jr.,Tyrone E	8/7/2017	F	3	1	15,171.00	0.4 CGA	School Crossing Control Progra	Reeves Center	Green,Robert A	10/2/2017	P	Reg
00010294	Safety Technician	Larry,Sharion R	2/24/2014	F	3	6	18,691.05	0.4 CGA	School Crossing Control Progra	Reeves Center	Ambrose,Eric A	10/1/2016	P	Reg
00010533	Safety Technician	Deal,Candace	9/24/2012	F	3	5	22,457.50	0.4 CGA	School Crossing Control Progra	Reeves Center	Green,Robert A	10/1/2016	P	Reg
00010674	Safety Technician	Reed,Holly	11/4/2013	F	3	3	17,034.15	0.4 CGA	School Crossing Control Progra	Reeves Center	Ambrose,Eric A	10/16/2016	P	Term
00010798	Safety Technician	Miller,Jasmine	9/22/2014	F	3	4	17,586.45	0.4 CGA	School Crossing Control Progra	Reeves Center	Green,Robert A	10/1/2016	P	Reg
00011330	Safety Technician	Scott,Mary L	8/23/1971	F	3	10	20,900.25	0.4 CGA	School Crossing Control Progra	Reeves Center	Herriot,Jack L	10/1/2016	P	Reg
00012646	Safety Technician	Ward,Robbin	5/11/2009	F	3	6	18,691.05	0.4 CGA	School Crossing Control Progra	Reeves Center	Ambrose,Eric A	10/1/2016	P	Reg
00013807	Safety Technician	Jones,Tara N	4/10/2000	F	3	6	18,691.05	0.4 CGA	School Crossing Control Progra	Reeves Center	Ambrose,Eric A	10/1/2016	P	Reg
00014838	Safety Technician	Perry,Annie Kathryn	9/17/2007	F	3	8	18,853.00	0.4 CGA	School Crossing Control Progra	Reeves Center	Ambrose,Eric A	10/1/2016	P	Reg
00015024	Safety Technician	Dudley,Andria	4/7/2014	F	3	5	18,138.75	0.4 CGA	School Crossing Control Progra	Reeves Center	Herriot,Jack L	10/1/2016	P	Reg
00015138	Safety Technician	Lindsey,Reacie W	1/17/1989	F	3	10	20,900.25	0.4 CGA	School Crossing Control Progra	Reeves Center	Green,Robert A	10/1/2016	P	Reg
00015187	Safety Technician	Blowe,Alicia	8/11/2014	F	3	5	18,138.75	0.4 CGA	School Crossing Control Progra	Reeves Center	Ambrose,Eric A	11/8/2016	P	Reg
00015191	Safety Technician	Crosby,Barbara	8/18/2008	F	3	7	19,243.35	0.4 CGA	School Crossing Control Progra	Reeves Center	Ambrose,Eric A	10/1/2016	P	Reg
00015211	Safety Technician	Washington,Jordan D	9/22/2014	F	3	5	18,138.75	0.4 CGA	School Crossing Control Progra	Reeves Center	Ambrose,Eric A	10/1/2016	P	Reg
00015225	Safety Technician	Jones,Merial	4/6/2015	F	3	3	17,034.15	0.4 CGA	School Crossing Control Progra	Reeves Center	Herriot,Jack L	10/1/2016	P	Reg
00015259	Safety Technician	Anthony,Shirley H	8/20/2007	F	3	7	23,825.10	0.4 CGA	School Crossing Control Progra	Reeves Center	Ambrose,Eric A	10/1/2016	P	Reg
00015650	Safety Technician	Robinson Jr,DeNolon	4/4/2016	F	3	5	18,138.75	0.4 CGA	School Crossing Control Progra	Reeves Center	Herriot,Jack L	10/1/2016	P	Reg
00015763	Safety Technician	Marshall,Keesha	4/4/2016	F	3	2	16,481.85	0.4 CGA	School Crossing Control Progra	Reeves Center	Herriot,Jack L	10/1/2016	P	Reg
00015795	Safety Technician	Thompson,Jawan	10/3/2016	F	3	5	18,138.75	0.4 CGA	School Crossing Control Progra	Reeves Center	Ambrose,Eric A	11/29/2016	P	Reg
00015818	Lead Safety Technician	Wright,Faye T	11/9/1998	F	4	8	29,540.25	0.4 CGA	School Crossing Control Progra	Reeves Center	Herriot,Jack L	10/1/2016	P	Reg
00015835	Safety Technician	Briscoe,Gerald A	11/27/2017	F	3	1	15,929.55	0.4 CGA	School Crossing Control Progra	Reeves Center	Herriot,Jack L	10/1/2016	P	Reg
00016325	Safety Technician	Russell,Kayla	8/21/2017	F	3	1	15,929.55	0.4 CGA	School Crossing Control Progra	Reeves Center	Green,Robert A	10/2/2017	P	Reg
00016640	Safety Technician	Garvin,Thomasine	4/10/2000	F	3	10	20,900.25	0.4 CGA	School Crossing Control Progra	Reeves Center	Green,Robert A	10/1/2016	P	Reg
00016764	Safety Technician	Butler,Donna M	4/23/2012	F	3	6	23,141.30	0.4 CGA	School Crossing Control Progra	Reeves Center	Green,Robert A	10/1/2016	P	Reg
00016774	Safety Technician	Dorsey,Joseph	10/3/2016	F	3	2	16,481.85	0.4 CGA	School Crossing Control Progra	Reeves Center	Herriot,Jack L	11/8/2016	P	Reg
00016809	Safety Technician	Harvey,Theodore	1/9/2017	F	3	4	17,586.45	0.4 CGA	School Crossing Control Progra	Reeves Center	Ambrose,Eric A	2/5/2017	P	Reg
00016989	Safety Technician	Gray,Edwina R	8/21/2006	F	3	7	19,243.35	0.4 CGA	School Crossing Control Progra	Reeves Center	Green,Robert A	10/1/2016	P	Reg
00016994	Safety Technician	Riley,Laprea		F	3	5	18,138.75	0.4 CGA	School Crossing Control Progra	Reeves Center	Green,Robert A	10/1/2016	P	Reg
00017029	Safety Technician	Henson,Dovona S	9/28/1998	F	3	7	19,243.35	0.4 CGA	School Crossing Control Progra	Reeves Center	Green,Robert A	10/1/2016	P	Reg
00017605	Safety Technician	Brown,Jerome	6/29/2015	F	3	3	17,034.15	0.4 CGA	School Crossing Control Progra	Reeves Center	Green,Robert A	11/8/2016	P	Reg
00017680	Safety Technician	Miller,Adrienne	8/25/2014	F	3	5	18,138.75	0.4 CGA	School Crossing Control Progra	Reeves Center	Herriot,Jack L	10/1/2016	P	Reg
00017766	Safety Technician	Brinkley,Joann	3/14/1999	F	3	8	19,795.65	0.4 CGA	School Crossing Control Progra	Reeves Center	Green,Robert A	10/1/2016	P	Reg
00017791	Safety Technician	Sutton,Renice	6/30/2014	F	3	5	18,138.75	0.4 CGA	School Crossing Control Progra	Reeves Center	Green,Robert A	10/1/2016	P	Reg
00017832	Safety Technician	Pratt,Rhonda D	3/27/2000	F	3	7	19,243.35	0.4 CGA	School Crossing Control Progra	Reeves Center	Herriot,Jack L	10/1/2016	P	Reg
00018453	Safety Technician	Thorpe,Eric	3/3/2008	F	3	6	18,691.05	0.4 CGA	School Crossing Control Progra	Reeves Center	Herriot,Jack L	10/1/2016	P	Reg
00018930	Safety Technician	Boggs,Jackie D	11/4/2013	F	3	3	17,034.15	0.4 CGA	School Crossing Control Progra	Reeves Center	Green,Robert A	10/16/2016	P	Term
00019153	Safety Technician	Powell,Crystal M	12/7/1998	F	3	7	19,243.35	0.4 CGA	School Crossing Control Progra	Reeves Center	Ambrose,Eric A	10/1/2016	P	Reg
00019605	Safety Technician	Eley III,William	8/21/2017	F	3	1	15,929.55	0.4 CGA	School Crossing Control Progra	Reeves Center	Herriot,Jack L	10/12/2017	P	Reg
00019660	Safety Technician	Hillian,Mary	3/31/2008	F	3	7	19,243.35	0.4 CGA	School Crossing Control Progra	Reeves Center	Green,Robert A	10/1/2016	P	Reg
00019886	Safety Technician	Hall,Danielle	3/16/2009	F	3	7	18,327.00	0.4 CGA	School Crossing Control Progra	Reeves Center	Green,Robert A	10/1/2016	P	Reg
00020161	Safety Technician	Holley,Carol	4/8/2013	F	3	6	18,691.05	0.4 CGA	School Crossing Control Progra	Reeves Center	Green,Robert A	10/1/2016	P	Reg
00020505	Safety Technician	Biscoe,Jasmine N	11/27/2017	F	3	4	17,586.45	0.4 CGA	School Crossing Control Progra	Reeves Center	Ambrose,Eric A	4/10/2017	P	Reg
00020608	Safety Technician	Alvin,Claudia M	1/30/1980	F	3	10	20,900.25	0.4 CGA	School Crossing Control Progra	Reeves Center	Green,Robert A	10/1/2016	P	Reg
00020995	Safety Technician	Capies,Kim	8/7/2017	F	3	4	17,586.45	0.4 CGA	School Crossing Control Progra	Reeves Center	Ambrose,Eric A	10/2/2017	P	Reg
00021012	Safety Technician	Foster,Tamia L	1/3/2012	F	3	6	18,691.05	0.4 CGA	School Crossing Control Progra	Reeves Center	Green,Robert A	10/1/2016	P	Reg
00021114	Safety Technician	Johnson,Abril L	8/7/2017	F	3	1	15,929.55	0.4 CGA	School Crossing Control Progra	Reeves Center	Herriot,Jack L	10/2/2017	P	Reg
00021731	Safety Technician	Coles,Quintin	1/9/2017	F	3	3	17,034.15	0.4 CGA	School Crossing Control Progra	Reeves Center	Ambrose,Eric A	2/5/2017	P	Reg
00021794	Safety Technician	Cook,Kim A	9/8/1992	F	3	8	19,795.65	0.4 CGA	School Crossing Control Progra	Reeves Center	Herriot,Jack L	10/1/2016	P	Reg

00021804	Safety Technician	Morgan,Michael	10/3/2016	F	3	5	18,138.75	0.4	CGA	School Crossing Control Progra	Reeves Center	Herriot,Jack L	10/1/2016	P	Reg
00021903	Safety Technician	Smith,Carolyn R	1/11/1993	F	3	8	19,795.65	0.4	CGA	School Crossing Control Progra	Reeves Center	Herriot,Jack L	10/1/2016	P	Reg
00022047	Safety Technician	Blake,Pheisha	9/24/2012	F	3	6	18,691.05	0.4	CGA	School Crossing Control Progra	Reeves Center	Herriot,Jack L	10/2/2017	P	Reg
00022225	Safety Technician	Thompson,Jamele Jean	4/8/2013	F	3	6	18,691.05	0.4	CGA	School Crossing Control Progra	Reeves Center	Herriot,Jack L	10/1/2016	P	Reg
00022329	Supervisory Traffic Control Of	Herriot,Jack L	4/24/2000	F	11	1	76,634.04	1	MSS	School Crossing Control Progra	Reeves Center	Thweatt,Dena R	11/25/2017	F	Reg
00022638	Safety Technician	Despertt,Wanda N.	8/7/2017	F	3	1	15,929.55	0.4	CGA	School Crossing Control Progra	Reeves Center	Ambrose,Eric A	10/11/2017	P	Reg
00022676	Safety Technician	Roach,Trevon	1/9/2017	F	3	2	16,481.85	0.4	CGA	School Crossing Control Progra	Reeves Center	Ambrose,Eric A	10/1/2016	P	Reg
00022765	Safety Technician	Howard,Melissa A	9/28/1998	F	3	8	19,795.65	0.4	CGA	School Crossing Control Progra	Reeves Center	Herriot,Jack L	10/1/2016	P	Reg
00022781	Safety Technician	Nickens,April L	11/4/2013	F	3	5	18,138.75	0.4	CGA	School Crossing Control Progra	Reeves Center	Ambrose,Eric A	10/1/2016	P	Reg
00022912	Safety Technician	Williams,Monica	10/5/1998	F	3	9	20,347.95	0.4	CGA	School Crossing Control Progra	Reeves Center	Herriot,Jack L	10/1/2016	P	Reg
00023112	Safety Technician	Allen,Felicia R	9/8/1992	F	3	10	20,900.25	0.4	CGA	School Crossing Control Progra	Reeves Center	Ambrose,Eric A	10/1/2016	P	Reg
00023584	Safety Technician	Carter,Tracy D	10/13/1998	F	3	8	19,795.65	0.4	CGA	School Crossing Control Progra	Reeves Center	Herriot,Jack L	10/1/2016	P	Reg
00023923	Safety Technician	Brown,Tyeast	11/27/2017	F	3	4	17,586.45	0.4	CGA	School Crossing Control Progra	Reeves Center	Herriot,Jack L	10/1/2016	P	Reg
00024135	Safety Technician	Printess,Kimberly	2/22/2016	F	3	5	18,138.75	0.4	CGA	School Crossing Control Progra	Reeves Center	Herriot,Jack L	10/1/2016	P	Reg
00024316	Safety Technician	Robinson,Diane D	8/18/2008	F	3	7	19,243.35	0.4	CGA	School Crossing Control Progra	Reeves Center	Ambrose,Eric A	10/1/2016	P	Reg
00024422	Safety Technician	Kennedy,Shunell	8/21/2006	F	3	7	19,243.35	0.4	CGA	School Crossing Control Progra	Reeves Center	Green,Robert A	10/1/2016	P	Reg
00024691	Safety Technician	Jones,Diane S	9/6/2016	F	3	5	18,138.75	0.4	CGA	School Crossing Control Progra	Reeves Center	Ambrose,Eric A	10/1/2016	P	Reg
00025009	Safety Technician	Pearson,Alberta	9/25/1989	F	3	10	20,900.25	0.4	CGA	School Crossing Control Progra	Reeves Center	Green,Robert A	10/1/2016	P	Reg
00025046	Safety Technician	White,Sharlene	4/6/2015	F	3	3	17,034.15	0.4	CGA	School Crossing Control Progra	Reeves Center	Ambrose,Eric A	10/1/2016	P	Reg
00025698	Safety Technician	Hinson,Darlene E	1/19/1988	F	3	10	20,900.25	0.4	CGA	School Crossing Control Progra	Reeves Center	Green,Robert A	10/1/2016	P	Reg
00025778	Safety Technician	Morrobels,Antonio J	1/11/1993	F	3	9	20,347.95	0.4	CGA	School Crossing Control Progra	Reeves Center	Ambrose,Eric A	10/1/2016	P	Reg
00026178	Supervisory Traffic Control Of	Green,Robert A	2/19/2008	F	11	0	71,027.26	1	MSS	School Crossing Control Progra	Reeves Center	Thweatt,Dena R	11/25/2017	F	Reg
00026624	Safety Technician	Reynolds,Jacqueline	1/3/2012	F	3	6	18,691.05	0.4	CGA	School Crossing Control Progra	Reeves Center	Ambrose,Eric A	10/1/2016	P	Reg
00026631	Safety Technician	Morton,Patricia A	1/4/2010	F	3	6	18,691.05	0.4	CGA	School Crossing Control Progra	Reeves Center	Herriot,Jack L	10/1/2016	P	Reg
00026828	Safety Technician	Clark,Darlene P	10/13/1998	F	3	10	20,900.25	0.4	CGA	School Crossing Control Progra	Reeves Center	Herriot,Jack L	10/1/2016	P	Reg
00027358	Safety Technician	Gibson,Cheryl	11/21/2011	F	3	6	18,691.05	0.4	CGA	School Crossing Control Progra	Reeves Center	Ambrose,Eric A	10/1/2016	P	Reg
00027571	Safety Technician	Wright Hodo,Pamela M	9/29/2008	F	3	7	18,327.00	0.4	CGA	School Crossing Control Progra	Reeves Center	Ambrose,Eric A	10/1/2016	P	Reg
00028575	Safety Technician	Vaughn,Norma	9/6/2016	F	3	2	15,697.00	0.4	CGA	School Crossing Control Progra	Reeves Center	Green,Robert A	11/29/2016	P	Reg
00028577	Safety Technician	Edwards,Robert L	6/21/2010	F	3	6	18,691.05	0.4	CGA	School Crossing Control Progra	Reeves Center	Ambrose,Eric A	10/1/2016	P	Reg
00028590	Safety Technician	Rogers,Yugenia	5/8/2000	F	3	7	19,243.35	0.4	CGA	School Crossing Control Progra	Reeves Center	Ambrose,Eric A	10/1/2016	P	Reg
00028591	Safety Technician	Watson,Sharon T	9/6/2016	F	3	5	17,275.00	0.4	CGA	School Crossing Control Progra	Reeves Center	Green,Robert A	11/29/2016	P	Reg
00028597	Safety Technician	Jones,Shawnitice	4/6/2015	F	3	3	17,034.15	0.4	CGA	School Crossing Control Progra	Reeves Center	Herriot,Jack L	10/1/2016	P	Reg
00028622	Safety Technician	Campbell,Twila M	12/11/2017	F	3	4	16,749.00	0.4	CGA	School Crossing Control Progra	Reeves Center	Ambrose,Eric A	10/1/2016	P	Reg
00028624	Safety Technician	Prather-Wilson,Carole D	8/21/2006	F	3	7	19,243.35	0.4	CGA	School Crossing Control Progra	Reeves Center	Green,Robert A	10/1/2016	P	Reg
00028632	Safety Technician	Cheeks,Carletha T	12/11/2017	F	3	4	17,586.45	0.4	CGA	School Crossing Control Progra	Reeves Center	Ambrose,Eric A	10/1/2016	P	Reg
00028633	Safety Technician	Smallwood,Cassandra R	8/20/2007	F	3	7	19,243.35	0.4	CGA	School Crossing Control Progra	Reeves Center	Herriot,Jack L	10/1/2016	P	Reg
00028634	Safety Technician	West,Gerel	6/29/2015	F	3	3	16,223.00	0.4	CGA	School Crossing Control Progra	Reeves Center	Ambrose,Eric A	10/1/2016	P	Reg
00028635	Safety Technician	Harris Jr.,Thomas	6/7/2016	F	3	4	17,586.45	0.4	CGA	School Crossing Control Progra	Reeves Center	Herriot,Jack L	10/1/2016	P	Reg
00028636	Safety Technician	Gray,Bobby	9/10/2012	F	3	6	18,691.05	0.4	CGA	School Crossing Control Progra	Reeves Center	Green,Robert A	10/1/2016	P	Reg
00028637	Safety Technician	Brown,Dwane A	8/27/2012	F	3	5	18,138.75	0.4	CGA	School Crossing Control Progra	Reeves Center	Green,Robert A	10/1/2016	P	Reg
00028640	Safety Technician	Simms,Marquita	3/7/2016	F	3	5	18,138.75	0.4	CGA	School Crossing Control Progra	Reeves Center	Green,Robert A	11/15/2017	P	Reg
00028661	Safety Technician	Deville Jr.,John F	11/27/2017	F	3	4	16,749.00	0.4	CGA	School Crossing Control Progra	Reeves Center	Ambrose,Eric A	10/1/2016	P	Reg
00028662	Lead Safety Technician	Williams,Arletta M	9/8/1981	F	4	10	31,161.75	0.4	CGA	School Crossing Control Progra	Reeves Center	Herriot,Jack L	10/1/2016	P	Reg
00028673	Safety Technician	Clark,Delores V	8/22/2005	F	3	8	19,795.65	0.4	CGA	School Crossing Control Progra	Reeves Center	Green,Robert A	10/1/2016	P	Reg
00028675	Safety Technician	Clark,Cynthia L	8/22/2005	F	3	8	19,795.65	0.4	CGA	School Crossing Control Progra	Reeves Center	Green,Robert A	10/1/2016	P	Reg
00028704	Safety Technician	Jeffries-Ford,Nancia	2/22/2016	F	3	2	16,481.85	0.4	CGA	School Crossing Control Progra	Reeves Center	Green,Robert A	2/5/2017	P	Reg
00028705	Safety Technician	Davis,Tameka	8/20/2007	F	3	7	19,243.35	0.4	CGA	School Crossing Control Progra	Reeves Center	Green,Robert A	10/1/2016	P	Reg
00028706	Safety Technician	Williams,Charlene	11/5/2012	F	3	6	18,691.05	0.4	CGA	School Crossing Control Progra	Reeves Center	Green,Robert A	11/29/2016	P	Reg
00028709	Safety Technician	Middleton,Latarsha	8/22/2005	F	3	7	19,243.35	0.4	CGA	School Crossing Control Progra	Reeves Center	Ambrose,Eric A	10/1/2016	P	Reg
00034133	Safety Technician	Brown,Joyce	4/18/2006	F	3	8	19,795.65	0.4	CGA	School Crossing Control Progra	Reeves Center	Green,Robert A	10/1/2016	P	Reg
00034150	Safety Technician	Miller,Marquita	1/9/2017	F	3	2	16,481.85	0.4	CGA	School Crossing Control Progra	Reeves Center	Green,Robert A	3/1/2017	P	Reg
00034151	Safety Technician	Rhodes,Raynetta P	8/22/2005	F	3	7	19,243.35	0.4	CGA	School Crossing Control Progra	Reeves Center	Green,Robert A	10/1/2016	P	Reg
00034166	Safety Technician	Mills,Chiquita D	8/22/2005	F	3	7	19,243.35	0.4	CGA	School Crossing Control Progra	Reeves Center	Green,Robert A	11/29/2016	P	Reg
00037019	Safety Technician	Gibbons,Rochelle	10/14/2008	F	3	7	18,327.00	0.4	CGA	School Crossing Control Progra	Reeves Center	Green,Robert A	10/1/2016	P	Reg
00044860	Safety Technician	Holmes,Sharon	8/26/2013	F	3	4	16,749.00	0.4	CGA	School Crossing Control Progra	Reeves Center	Green,Robert A	10/1/2016	P	Reg
00045333	Safety Technician	Ware,Kimberly	1/22/2017	F	3	5	17,275.00	0.4	CGA	School Crossing Control Progra	Reeves Center	Ambrose,Eric A	10/1/2016	P	Term
00045737	Safety Technician	Nicks,India	5/5/2014	F	3	5	18,138.75	0.4	CGA	School Crossing Control Progra	Reeves Center	Ambrose,Eric A	10/2/2016	P	Reg
00045741	Safety Technician	Brennon,Nicole	12/31/2012	F	3	6	17,801.00	0.4	CGA	School Crossing Control Progra	Reeves Center	Ambrose,Eric A	10/1/2016	P	Reg
00045762	Safety Technician	Womble,Earl L	4/23/2012	F	3	6	17,801.00	0.4	CGA	School Crossing Control Progra	Reeves Center	Green,Robert A	10/1/2016	P	Reg
00048602	Safety Technician	Lucas,Annette	9/15/2008	F	3	7	18,327.00	0.4	CGA	School Crossing Control Progra	Reeves Center	Green,Robert A	10/1/2016	P	Reg
00048604	Safety Technician	Mayo,Marsha Beatrice	10/14/2008	F	3	7	18,327.00	0.4	CGA	School Crossing Control Progra	Reeves Center	Green,Robert A	10/1/2016	P	Reg
00048606	Safety Technician	Horne,Erroll	6/30/2014	F	3	4	16,749.00	0.4	CGA	School Crossing Control Progra	Reeves Center	Ambrose,Eric A	10/1/2016	P	Reg
00048609	Safety Technician	Brown,Jacqueline Y	8/2/2010	F	3	6	17,801.00	0.4	CGA	School Crossing Control Progra	Reeves Center	Ambrose,Eric A	10/1/2016	P	Reg
00048610	Safety Technician	Barfield,Sierra	10/3/2016	F	3	2	16,481.85	0.4	CGA	School Crossing Control Progra	Reeves Center	Green,Robert A	10/2/2017	F	Reg

00048611	Safety Technician	Alexander,Donald	2/22/2016	F	3	2	15,697.00	0.4	CGA	School Crossing Control Progra	Reeves Center	Green,Robert A	10/1/2016	P	Reg
00048614	Safety Technician	Chapman,Linda P	6/30/2014	F	3	5	17,275.00	0.4	CGA	School Crossing Control Progra	Reeves Center	Herriot,Jack L	10/1/2016	F	Reg
00048615	Safety Technician	Smith,Ella L	9/26/2011	F	3	6	17,801.00	0.4	CGA	School Crossing Control Progra	Reeves Center	Green,Robert A	10/1/2016	F	Reg
00048619	Safety Technician	Taylor-Womack,Deborah	3/29/2010	F	3	6	17,801.00	0.4	CGA	School Crossing Control Progra	Reeves Center	Green,Robert A	10/1/2016	P	Reg
00048621	Safety Technician	Mitchell,Kenneth E	8/27/2012	F	3	5	17,275.00	0.4	CGA	School Crossing Control Progra	Reeves Center	Ambrose,Eric A	10/2/2017	P	Reg
00048622	Safety Technician	Walker,Debra	4/21/2014	F	3	4	17,586.45	0.4	CGA	School Crossing Control Progra	Reeves Center	Herriot,Jack L	10/1/2016	P	Reg
00048623	Safety Technician	Dishman III,Howard F	11/27/2017	F	3	4	17,586.45	0.4	CGA	School Crossing Control Progra	Reeves Center	Ambrose,Eric A	11/29/2016	P	Reg
00048624	Safety Technician	Casey,Jacqueline Y	11/4/2013	F	3	5	17,275.00	0.4	CGA	School Crossing Control Progra	Reeves Center	Herriot,Jack L	10/1/2016	P	Reg
00048627	Safety Technician	Gaskins,Robert L	8/7/2017	F	3	1	15,171.00	0.4	CGA	School Crossing Control Progra	Reeves Center	Ambrose,Eric A	10/11/2017	P	Reg
00048628	Safety Technician	Brown,Gracie	10/14/2008	F	3	7	18,327.00	0.4	CGA	School Crossing Control Progra	Reeves Center	Green,Robert A	10/1/2016	F	Reg
00048630	Safety Technician	Lee,Shernice R	8/7/2017	F	3	1	15,171.00	0.4	CGA	School Crossing Control Progra	Reeves Center	Ambrose,Eric A	10/11/2017	P	Reg
00048631	Safety Technician	Kashif,Otis A	11/4/2013	F	3	5	17,275.00	0.4	CGA	School Crossing Control Progra	Reeves Center	Herriot,Jack L	10/1/2016	P	Reg
00048632	Safety Technician	Morgan,Kenneth	10/3/2016	F	3	5	18,138.75	0.4	CGA	School Crossing Control Progra	Reeves Center	Herriot,Jack L	10/1/2016	P	Reg
00048633	Safety Technician	Drayton,Dwayna L	8/7/2017	F	3	1	15,171.00	0.4	CGA	School Crossing Control Progra	Reeves Center	Herriot,Jack L	10/11/2017	F	Reg
00048634	Safety Technician	Davis,Louise	4/26/2010	F	3	6	17,801.00	0.4	CGA	School Crossing Control Progra	Reeves Center	Ambrose,Eric A	10/1/2016	P	Reg
00048635	Safety Technician	ALLEN,BERNITA L	6/3/2013	F	3	6	17,801.00	0.4	CGA	School Crossing Control Progra	Reeves Center	Green,Robert A	10/1/2016	F	Reg
00048636	Safety Technician	HUMES,DEIDRE	1/3/2012	F	3	6	17,801.00	0.4	CGA	School Crossing Control Progra	Reeves Center	Green,Robert A	10/1/2016	P	Reg
00048637	Safety Technician	Brown Jr.,Moses Clyde	10/14/2008	F	3	7	18,327.00	0.4	CGA	School Crossing Control Progra	Reeves Center	Herriot,Jack L	10/1/2016	F	Reg
00048638	Safety Technician	Baucum,Barry	8/12/2013	F	3	5	17,275.00	0.4	CGA	School Crossing Control Progra	Reeves Center	Ambrose,Eric A	10/16/2016	F	Reg
00048639	Safety Technician	Santos,Dilys	3/7/2016	F	3	2	16,481.85	0.4	CGA	School Crossing Control Progra	Reeves Center	Ambrose,Eric A	11/15/2017	P	Reg
00048640	Safety Technician	Smith,Rockelle R	10/14/2008	F	3	7	18,327.00	0.4	CGA	School Crossing Control Progra	Reeves Center	Ambrose,Eric A	10/1/2016	P	Reg
00048641	Safety Technician	Tymus,Rosalind D.	10/14/2008	F	3	6	17,801.00	0.4	CGA	School Crossing Control Progra	Reeves Center	Green,Robert A	10/1/2016	F	Term
00048645	Safety Technician	Stephens,Shirl	8/7/2017	F	3	4	16,749.00	0.4	CGA	School Crossing Control Progra	Reeves Center	Herriot,Jack L	10/11/2017	P	Reg
00048646	Safety Technician	Tate,Thomas R.	10/14/2008	F	3	10	19,905.00	0.4	CGA	School Crossing Control Progra	Reeves Center	Herriot,Jack L	10/1/2016	F	Reg
00048647	Safety Technician	Paige,Tina V	10/14/2008	F	3	7	18,327.00	0.4	CGA	School Crossing Control Progra	Reeves Center	Ambrose,Eric A	3/2/2017	P	Reg
00048649	Safety Technician	Ambrose,Kendra L	11/4/2013	F	3	5	17,275.00	0.4	CGA	School Crossing Control Progra	Reeves Center	Herriot,Jack L	10/1/2016	P	Reg
00048650	Safety Technician	Burnett,Phyllis Sherilynn	9/10/2012	F	3	5	17,275.00	0.4	CGA	School Crossing Control Progra	Reeves Center	Ambrose,Eric A	10/1/2016	F	Reg
00048651	Safety Technician	White,Alberta	2/22/2016	F	3	5	17,275.00	0.4	CGA	School Crossing Control Progra	Reeves Center	Green,Robert A	10/1/2016	P	Reg
00048653	Lead Safety Technician	Graham,Shezzell	10/25/1999	F	4	7	28,729.50	0.4	CGA	School Crossing Control Progra	Reeves Center	Ambrose,Eric A	10/1/2016	P	Reg
00048654	Safety Technician	Pinkston,Lovlonda	9/6/2016	F	3	2	16,481.85	0.4	CGA	School Crossing Control Progra	Reeves Center	Herriot,Jack L	2/14/2017	P	Reg
00048655	Safety Technician	David,Patricia A	9/14/2009	F	3	7	18,327.00	0.4	CGA	School Crossing Control Progra	Reeves Center	Herriot,Jack L	10/1/2016	P	Reg
00048656	Safety Technician	Griffin,Billy	3/11/2013	F	3	6	17,801.00	0.4	CGA	School Crossing Control Progra	Reeves Center	Green,Robert A	10/1/2016	P	Reg
00048657	Safety Technician	Wilson,Michelle		F	3	5	15,809.00	0.4	CGA	School Crossing Control Progra	Reeves Center	Thweatt,Dena R	10/1/2016	P	Reg
00048659	Safety Technician	Scipio,Tron C.	4/18/2016	F	3	5	17,275.00	0.4	CGA	School Crossing Control Progra	Reeves Center	Herriot,Jack L	11/15/2017	P	Reg
00048660	Safety Technician	Proctor,Bridgette L	8/21/2017	F	3	4	16,749.00	0.4	CGA	School Crossing Control Progra	Reeves Center	Herriot,Jack L	10/11/2017	P	Reg
00048661	Safety Technician	Horton,Shanika	1/30/2012	F	3	6	17,801.00	0.4	CGA	School Crossing Control Progra	Reeves Center	Green,Robert A	10/1/2016	P	Reg
00048662	Safety Technician	Williams,Deborah	5/11/2009	F	3	6	17,801.00	0.4	CGA	School Crossing Control Progra	Reeves Center	Green,Robert A	10/1/2016	P	Reg
00048663	Safety Technician	Murphy,Asia	8/21/2017	F	3	1	15,171.00	0.4	CGA	School Crossing Control Progra	Reeves Center	Green,Robert A	10/2/2017	P	Reg
00048664	Safety Technician	Ellis,Cashmere C	11/27/2017	F	3	4	16,749.00	0.4	CGA	School Crossing Control Progra	Reeves Center	Herriot,Jack L	7/11/2017	P	Reg
00048665	Safety Technician	Alston,Linice	9/10/2012	F	3	5	17,275.00	0.4	CGA	School Crossing Control Progra	Reeves Center	Ambrose,Eric A	10/1/2016	P	Reg
00048667	Safety Technician	Frazier,Shirley A	8/7/2017	F	3	1	15,929.55	0.4	CGA	School Crossing Control Progra	Reeves Center	Herriot,Jack L	10/11/2017	P	Reg
00048668	Safety Technician	Hines,Shirmeka B	8/10/2015	F	3	3	16,223.00	0.4	CGA	School Crossing Control Progra	Reeves Center	Herriot,Jack L	10/1/2016	P	Reg
00048669	Safety Technician	Rucker,Darnique	1/9/2017	F	3	3	17,034.15	0.4	CGA	School Crossing Control Progra	Reeves Center	Herriot,Jack L	10/1/2016	P	Reg
00048670	Safety Tech (Trainee)	Jackson,Daniell	1/13/2014	F	2	5	15,868.00	0.4	CGA	School Crossing Control Progra	Reeves Center	Ambrose,Eric A	10/1/2016	P	Term
00048672	Safety Technician	Offutt,Theresa Marie	10/14/2008	F	3	7	18,327.00	0.4	CGA	School Crossing Control Progra	Reeves Center	Ambrose,Eric A	10/1/2016	P	Reg
00048673	Safety Technician	Powell,Joseph	5/21/2012	F	3	7	18,327.00	0.4	CGA	School Crossing Control Progra	Reeves Center	Herriot,Jack L	10/1/2016	P	Reg
00048675	Safety Technician	Thomas,Katina	3/7/2016	F	3	2	15,697.00	0.4	CGA	School Crossing Control Progra	Reeves Center	Ambrose,Eric A	10/1/2016	P	Reg
00048676	Safety Technician	Robinson-Parker,Yvette	3/7/2016	F	3	2	15,697.00	0.4	CGA	School Crossing Control Progra	Reeves Center	Herriot,Jack L	10/1/2016	P	Reg
00048677	Safety Technician	Bright,Lloydetta L	3/7/2016	F	3	5	17,275.00	0.4	CGA	School Crossing Control Progra	Reeves Center	Green,Robert A	11/8/2016	P	Reg
00048683	Safety Technician	McPhatter,Alice M	3/15/2010	F	3	6	17,801.00	0.4	CGA	School Crossing Control Progra	Reeves Center	Ambrose,Eric A	10/1/2016	P	Reg
00048684	Safety Technician	Thomas,Aisha	4/27/2009	F	3	6	17,801.00	0.4	CGA	School Crossing Control Progra	Reeves Center	Herriot,Jack L	10/1/2016	P	Reg
00048685	Safety Technician	Barnes,Shaketa	8/21/2017	F	3	1	15,171.00	0.4	CGA	School Crossing Control Progra	Reeves Center	Herriot,Jack L	10/2/2017	P	Reg
00048686	Safety Technician	Ervin,Tiawana	6/27/2016	F	3	5	18,138.75	0.4	CGA	School Crossing Control Progra	Reeves Center	Ambrose,Eric A	10/1/2016	P	Reg
00048690	Safety Technician	Ashton,Kayola	6/17/2013	F	3	6	17,801.00	0.4	CGA	School Crossing Control Progra	Reeves Center	Green,Robert A	10/1/2016	P	Reg
00048691	Safety Technician	Evans,Nikia L	11/27/2017	F	3	4	17,586.45	0.4	CGA	School Crossing Control Progra	Reeves Center	Herriot,Jack L	10/1/2016	P	Reg
00048694	Safety Technician	Hall,Edward S	8/16/2010	F	3	6	17,801.00	0.4	CGA	School Crossing Control Progra	Reeves Center	Herriot,Jack L	10/1/2016	P	Reg
00048695	Safety Technician	Mimms,Derrick	2/22/2016	F	3	5	17,275.00	0.4	CGA	School Crossing Control Progra	Reeves Center	Ambrose,Eric A	10/1/2016	P	Reg
00048719	Safety Technician	Ford Sr.,Michael P	8/30/2010	F	3	6	17,801.00	0.4	CGA	School Crossing Control Progra	Reeves Center	Herriot,Jack L	10/1/2016	P	Reg
00048720	Safety Technician	Gatling,Maurice	12/22/2008	F	3	7	18,327.00	0.4	CGA	School Crossing Control Progra	Reeves Center	Herriot,Jack L	10/1/2016	P	Reg
00048721	Safety Technician	Sharpe,Tan Eka	12/22/2008	F	3	7	18,327.00	0.4	CGA	School Crossing Control Progra	Reeves Center	Ambrose,Eric A	10/1/2016	P	Reg
00048724	Safety Technician	O'Neal,Taniesha	8/12/2013	F	3	5	17,275.00	0.4	CGA	School Crossing Control Progra	Reeves Center	Herriot,Jack L	10/1/2016	P	Reg
00048725	Safety Technician	Harvey,Stacy	1/30/2012	F	3	6	17,801.00	0.4	CGA	School Crossing Control Progra	Reeves Center	Ambrose,Eric A	10/1/2016	P	Reg
00071361	Safety Technician	Lewis,Tonya C	10/24/2011	F	3	6	17,801.00	0.4	CGA	School Crossing Control Progra	Reeves Center	Green,Robert A	10/1/2016	P	Reg
00071362	Safety Technician	Harper,Taneisha	2/22/2016	F	3	5	17,275.00	0.4	CGA	School Crossing Control Progra	Reeves Center	Herriot,Jack L	10/1/2016	P	Reg

00071365	Safety Technician	Joshua,Corderro D	2/1/2010 F	3	7	18,327.00	0.4 CGA	School Crossing Control Progra	Reeves Center	Green,Robert A	10/1/2016	P	Reg
00071366	Safety Technician	Butler,Helen	12/3/2012 F	3	6	17,801.00	0.4 CGA	School Crossing Control Progra	Reeves Center	Herriot,Jack L	10/1/2016	P	Reg
00071367	Safety Technician	Farewell,Monroe	7/14/2014 F	3	5	17,275.00	0.4 CGA	School Crossing Control Progra	Reeves Center	Ambrose,Eric A	4/10/2017	P	Reg
00071368	Safety Technician	Saunders,Phyllis A	8/21/2017 F	3	1	15,929.55	0.4 CGA	School Crossing Control Progra	Reeves Center	Ambrose,Eric A	10/2/2017	P	Reg
00071369	Safety Technician	Butler,Tynia P	5/7/2012 F	3	6	17,801.00	0.4 CGA	School Crossing Control Progra	Reeves Center	Green,Robert A	10/1/2016	P	Reg
00093512	Safety Technician	Warner,Jonathan D	8/21/2017 F	3	1	15,171.00	0.4 CGA	School Crossing Control Progra	District Dept of Transportatio	Ambrose,Eric A	10/2/2017	P	Reg
00093516	Safety Technician	Davis,Lashawn N	9/5/2017 F	3	1	15,171.00	0.4 CGA	School Crossing Control Progra	District Dept of Transportatio	Green,Robert A	10/2/2017	P	Reg
00093517	Safety Technician	Givens,Jabreel L	9/5/2017 F	3	1	15,171.00	0.4 CGA	School Crossing Control Progra	64 New York Ave. N.E.	Ambrose,Eric A	10/2/2017	P	Reg
00093518	Safety Technician	Freeman,Markeita A	9/5/2017 F	3	7	18,327.00	0.4 CGA	School Crossing Control Progra	District Dept of Transportatio	Ambrose,Eric A	10/2/2017	P	Reg
00093519	Safety Technician	Holmes,Contina	8/21/2017 F	3	1	15,171.00	0.4 CGA	School Crossing Control Progra	District Dept of Transportatio	Ambrose,Eric A	10/2/2017	P	Reg
00093520	Safety Technician	Thompson,Raeshawn	8/21/2017 F	3	1	15,171.00	0.4 CGA	School Crossing Control Progra	District Dept of Transportatio	Green,Robert A	10/2/2017	P	Reg
00093521	Safety Technician	Powell,Steven	8/21/2017 F	3	1	15,171.00	0.4 CGA	School Crossing Control Progra	District Dept of Transportatio	Ambrose,Eric A	10/2/2017	P	Reg
00093522	Safety Technician	Prysock,Darlene	8/21/2017 F	3	1	15,171.00	0.4 CGA	School Crossing Control Progra	64 New York Ave. N.E.	Green,Robert A	1/23/2018	P	Reg
00093524	Safety Technician	Bruce,Victoria	8/21/2017 F	3	4	16,749.00	0.4 CGA	School Crossing Control Progra	64 New York Ave. N.E.	Ambrose,Eric A	10/2/2017	P	Reg
00093525	Safety Technician	Holiday,Halima	8/21/2017 F	3	1	15,171.00	0.4 CGA	School Crossing Control Progra	64 New York Ave. N.E.	Green,Robert A	10/2/2017	P	Reg
00093526	Safety Technician	Marrow,Barry	8/21/2017 F	3	1	15,171.00	0.4 CGA	School Crossing Control Progra	64 New York Ave. N.E.	Herriot,Jack L	10/2/2017	P	Reg
00093527	Safety Technician	Robinson,Linda C	9/5/2017 F	3	1	15,171.00	0.4 CGA	School Crossing Control Progra	64 New York Ave. N.E.	Herriot,Jack L	10/2/2017	P	Reg
00093529	Safety Technician	Smith,Daysha O	9/5/2017 F	3	1	15,171.00	0.4 CGA	School Crossing Control Progra	District Dept of Transportatio	Green,Robert A	10/2/2017	P	Reg
00093530	Safety Technician	Minor,Tony A	9/18/2017 F	3	1	15,171.00	0.4 CGA	School Crossing Control Progra	District Dept of Transportatio	Green,Robert A	10/2/2017	P	Reg
00093532	Safety Technician	Hagans,Erica P	9/18/2017 F	3	1	15,171.00	0.4 CGA	School Crossing Control Progra	District Dept of Transportatio	Ambrose,Eric A	10/2/2017	P	Reg
00093533	Safety Technician	Hamelin,Lisa N	11/27/2017 F	3	4	16,749.00	0.4 CGA	School Crossing Control Progra	64 New York Ave. N.E.	Green,Robert A	1/23/2018	P	Reg
00093534	Safety Technician	Lawson,Frederick N	9/5/2017 F	3	1	15,171.00	0.4 CGA	School Crossing Control Progra	District Dept of Transportatio	Ambrose,Eric A	10/2/2017	P	Reg
00093536	Safety Technician	Palmer,Wayne R	10/16/2017 F	3	10	19,905.00	0.4 CGA	School Crossing Control Progra	District Dept of Transportatio	Herriot,Jack L	1/23/2018	P	Reg
00093537	Safety Technician	Searles,Kelly L	9/18/2017 F	3	1	15,171.00	0.4 CGA	School Crossing Control Progra	64 New York Ave. N.E.	Thweatt,Dena R	1/23/2018	P	Reg
00093538	Safety Technician	Staley,Jakia M	9/18/2017 F	3	1	15,171.00	0.4 CGA	School Crossing Control Progra	District Dept of Transportatio	Ambrose,Eric A	10/2/2017	P	Reg
00093539	Safety Technician	Harrell,Nychet A	12/11/2017 F	3	3	16,223.00	0.4 CGA	School Crossing Control Progra	District Dept of Transportatio	Green,Robert A	1/23/2018	P	Reg
00093540	Safety Technician	Smith-Cureton,Evelyn B	9/5/2017 F	3	8	18,853.00	0.4 CGA	School Crossing Control Progra	District Dept of Transportatio	Herriot,Jack L	10/12/2017	P	Reg
00093541	Safety Technician	Jordan,Glenn Z	12/11/2017 F	3	4	16,749.00	0.4 CGA	School Crossing Control Progra	District Dept of Transportatio	Ambrose,Eric A	1/23/2018	P	Reg
00093724	Safety Technician	Wilcox,Shanique J	9/5/2017 F	3	1	15,171.00	0.4 CGA	School Crossing Control Progra	District Dept of Transportatio	Herriot,Jack L	10/2/2017	P	Reg
00093725	Safety Technician	Wooden,Shane M	9/5/2017 F	3	1	15,171.00	0.4 CGA	School Crossing Control Progra	64 New York Ave. N.E.	Green,Robert A	10/2/2017	P	Reg
00094188	Safety Technician	Mathis,Rohjanae L	11/27/2017 F	3	4	16,749.00	0.4 CGA	School Crossing Control Progra	District Dept of Transportatio	Herriot,Jack L	1/23/2018	P	Reg
00094489	Safety Technician	McCrea,Arshae' J	12/11/2017 F	3	2	15,697.00	0.4 CGA	School Crossing Control Progra	District Dept of Transportatio	Green,Robert A	1/23/2018	P	Reg
00094490	Safety Technician	Borum,Debbie C	12/11/2017 F	3	4	16,749.00	0.4 CGA	School Crossing Control Progra	District Dept of Transportatio	Ambrose,Eric A	1/23/2018	F	Reg
00094493	Safety Technician	Pierre,Dave S	12/11/2017 F	3	4	16,749.00	0.4 CGA	School Crossing Control Progra	District Dept of Transportatio	Herriot,Jack L	1/23/2018	P	Reg
00094494	Safety Technician	Reid,Diane	11/27/2017 F	3	4	16,749.00	0.4 CGA	School Crossing Control Progra	District Dept of Transportatio	Green,Robert A	1/23/2018	P	Reg
00094495	Safety Technician	Sanders,Cybele C.	11/27/2017 F	3	4	16,749.00	0.4 CGA	School Crossing Control Progra	District Dept of Transportatio	Green,Robert A	1/22/2018	P	Reg
00094496	Safety Technician	Scott,Andrea L	11/27/2017 F	3	4	16,749.00	0.4 CGA	School Crossing Control Progra	District Dept of Transportatio	Green,Robert A	1/22/2018	P	Reg
00094497	Safety Technician	Starkey,Donnell H	12/11/2017 F	3	4	16,749.00	0.4 CGA	School Crossing Control Progra	District Dept of Transportatio	Herriot,Jack L	1/23/2018	P	Reg
00094498	Safety Technician	Armstrong III,Washington	11/27/2017 F	3	4	16,749.00	0.4 CGA	School Crossing Control Progra	District Dept of Transportatio	Herriot,Jack L	1/23/2018	P	Reg
00094499	Safety Technician	Artis,Antoine C	1/8/2018 F	3	2	15,697.00	0.4 CGA	School Crossing Control Progra	District Dept of Transportatio	Thweatt,Dena R	10/1/2017	P	Reg
00094500	Safety Technician	Barnes,Shirley A	12/11/2017 F	3	4	16,749.00	0.4 CGA	School Crossing Control Progra	District Dept of Transportatio	Herriot,Jack L	1/23/2018	F	Reg
00094503	Safety Technician	Minor,Alexus N	1/8/2018 F	3	3	16,223.00	0.4 CGA	School Crossing Control Progra	District Dept of Transportatio	Green,Robert A	1/22/2018	P	Reg
00094504	Safety Technician	Tinsley,Mark W	1/8/2018 F	3	3	16,223.00	0.4 CGA	School Crossing Control Progra	64 New York Ave. N.E.	Ambrose,Eric A	1/23/2018	F	Reg
00094505	Safety Technician	Ward,Lavangela S	1/8/2018 F	3	3	16,223.00	0.4 CGA	School Crossing Control Progra	64 New York Ave. N.E.	Herriot,Jack L	1/23/2018	P	Reg
00094506	Safety Technician	White,Alexis T	12/26/2017 F	3	1	15,171.00	0.4 CGA	School Crossing Control Progra	District Dept of Transportatio	Thweatt,Dena R	10/1/2017	P	Reg
00094507	Safety Technician	Yellock,Trinette	12/11/2017 F	3	4	16,749.00	0.4 CGA	School Crossing Control Progra	64 New York Ave. N.E.	Herriot,Jack L	1/23/2018	P	Reg
00094508	Safety Technician	Lawrence,Shelton T	1/8/2018 F	3	3	16,223.00	0.4 CGA	School Crossing Control Progra	55 M ST SE	Ambrose,Eric A	1/23/2018	P	Reg
00003746	Safety Technician		V	3	1	30,342.00	0.4 CGA	School Crossing Control Progra	Reeves Center	Herriot,Jack L	11/8/2016	P	Reg
00008579	Lead Safety Technician		V	4	1	31,820.00	0.4 CGA	School Crossing Control Progra	Reeves Center	Green,Robert A	10/1/2016	P	Reg
00009984	Safety Technician		V	3	1	30,342.00	0.4 CGA	School Crossing Control Progra	Reeves Center	Herriot,Jack L	10/1/2016	P	Reg
00015753	Safety Technician		V	3	1	30,342.00	0.4 CGA	School Crossing Control Progra	Reeves Center	Herriot,Jack L	10/1/2016	P	Reg
00019646	Safety Technician		V	3	1	30,342.00	0.4 CGA	School Crossing Control Progra	Reeves Center	Green,Robert A	10/1/2016	P	Reg
00024240	Safety Technician		V	3	1	30,342.00	0.4 CGA	School Crossing Control Progra	Reeves Center	Ambrose,Eric A	10/1/2016	P	Reg
00025696	Safety Technician		V	3	1	30,342.00	0.4 CGA	School Crossing Control Progra	Reeves Center	Herriot,Jack L	11/8/2016	P	Reg
00028589	Lead Safety Technician		V	4	1	31,820.00	0.4 CGA	School Crossing Control Progra	Reeves Center	Thweatt,Dena R	10/1/2016	P	Reg
00028596	Safety Technician		V	3	1	30,342.00	0.4 CGA	School Crossing Control Progra	Reeves Center	Green,Robert A	10/1/2016	P	Reg
00028672	Safety Technician		V	3	0	30,342.00	0.4 CGA	School Crossing Control Progra	Reeves Center	Green,Robert A	7/11/2017	P	Reg
00034135	Lead Safety Technician		V	4	1	31,820.00	0.4 CGA	School Crossing Control Progra	Reeves Center	Ambrose,Eric A	3/2/2017	P	Reg
00048616	Safety Tech (Trainee)		V	2	1	27,840.00	0.4 CGA	School Crossing Control Progra	Reeves Center	Ambrose,Eric A	10/1/2016	P	Reg
00048629	Lead Safety Technician		V	4	1	31,820.00	0.4 CGA	School Crossing Control Progra	Reeves Center	Green,Robert A	10/1/2016	P	Reg
00048658	Safety Technician		V	3	1	30,342.00	0.4 CGA	School Crossing Control Progra	Reeves Center	Ambrose,Eric A	10/1/2016	P	Reg
00048666	Safety Technician		V	3	0	30,342.00	0.4 CGA	School Crossing Control Progra	Reeves Center	Godfrey,Jason G	1/24/2018	P	Reg
00093515	Safety Technician		V	3	0	30,342.00	0.4 CGA	School Crossing Control Progra	64 New York Ave. N.E.	Thweatt,Dena R	8/10/2017	P	Reg
00093523	Safety Technician		V	3	0	30,342.00	0.4 CGA	School Crossing Control Progra	64 New York Ave. N.E.	Thweatt,Dena R	8/10/2017	F	Reg

00093531	Safety Technician		V	3	0	30,342.00	0.4	CGA	School Crossing Control Progra	District Dept of Transportatio	Thweatt,Dena R	8/11/2017	P	Reg
00093535	Safety Technician		V	3	0	30,342.00	0.4	CGA	School Crossing Control Progra	District Dept of Transportatio	Green,Robert A	1/22/2018	P	Reg
00093726	Safety Technician		V	3	0	30,342.00	0.4	CGA	School Crossing Control Progra	District Dept of Transportatio	Thweatt,Dena R	8/15/2017	P	Reg
00094502	Safety Technician		V	3	0	30,342.00	0.4	CGA	School Crossing Control Progra	District Dept of Transportatio	Thweatt,Dena R	10/1/2017	P	Reg
00094509	Safety Technician		V	3	0	30,342.00	0.4	CGA	School Crossing Control Progra	District Dept of Transportatio	Thweatt,Dena R	10/1/2017	P	Reg
00094510	Safety Technician		V	3	0	30,342.00	0.4	CGA	School Crossing Control Progra	55 M ST SE	Thweatt,Dena R	10/1/2017	P	Reg
00094511	Safety Technician		V	3	0	30,342.00	0.4	CGA	School Crossing Control Progra	District Dept of Transportatio	Thweatt,Dena R	10/1/2017	P	Reg
00094512	Safety Technician		V	3	0	30,342.00	0.4	CGA	School Crossing Control Progra	55 M ST SE	Thweatt,Dena R	10/1/2017	P	Reg
00094513	Safety Technician		V	3	0	30,342.00	0.4	CGA	School Crossing Control Progra	55 M ST SE	Thweatt,Dena R	10/1/2017	P	Reg
00094514	Safety Technician		V	3	0	30,342.00	0.4	CGA	School Crossing Control Progra	55 M ST SE	Thweatt,Dena R	10/1/2017	P	Reg
00094515	Safety Technician		V	3	0	30,342.00	0.4	CGA	School Crossing Control Progra	55 M ST SE	Thweatt,Dena R	10/1/2017	P	Reg
00094516	Safety Technician		V	3	0	30,342.00	0.4	CGA	School Crossing Control Progra	55 M ST SE	Thweatt,Dena R	10/1/2017	P	Reg
00094517	Safety Technician		V	3	0	30,342.00	0.4	CGA	School Crossing Control Progra	55 M ST SE	Thweatt,Dena R	10/1/2017	P	Reg
00094518	Safety Technician		V	3	0	30,342.00	0.4	CGA	School Crossing Control Progra	55 M ST SE	Thweatt,Dena R	10/1/2017	P	Reg
00094519	Safety Technician		V	3	0	30,342.00	0.4	CGA	School Crossing Control Progra	55 M ST SE	Thweatt,Dena R	10/1/2017	P	Reg
00094520	Safety Technician		V	3	0	30,342.00	0.4	CGA	School Crossing Control Progra	55 M ST SE	Thweatt,Dena R	10/1/2017	P	Reg
00094521	Safety Technician		V	3	0	30,342.00	0.4	CGA	School Crossing Control Progra	55 M ST SE	Thweatt,Dena R	10/1/2017	P	Reg
00094522	Safety Technician		V	3	0	30,342.00	0.4	CGA	School Crossing Control Progra	55 M ST SE	Thweatt,Dena R	10/1/2017	P	Reg
00094530	Lead Safety Technician		V	4	0	31,820.00	0.4	CGA	School Crossing Control Progra	55 M ST SE	Thweatt,Dena R	1/9/2018	P	Reg
00094531	Lead Safety Technician		V	4	0	31,820.00	0.4	CGA	School Crossing Control Progra	55 M ST SE	Thweatt,Dena R	1/9/2018	P	Reg
00014505	MASONRY WORKER	Coates,Mathew H	3/25/2013 F	8	6	56,035.20	1	BNB	Sidewalk/Concrete Brick Mainte	1403 W St NE	Wooten,George Anthony	5/7/2017	11/7/2005 F	Reg
00016171	Laborer	Sims,Dean	12/17/2012 F	4	5	42,723.20	1	BNB	Sidewalk/Concrete Brick Mainte	1403 W St NE	Wood,Leslie	11/19/2017		Reg
00016541	MASONRY WORKER	Canning,Sean A	8/25/2014 F	8	10	62,608.00	1	BNA	Sidewalk/Concrete Brick Mainte	1403 W St NE	Wood,Leslie	11/19/2017	12/29/2004 F	Reg
00027044	MOTOR VEHICLE OPERATOR	Jones,Steven W	11/7/2011 F	8	9	60,964.80	1	BNB	Sidewalk/Concrete Brick Mainte	1403 W St NE	Wood,Leslie	11/19/2017	12/27/2005 F	Reg
00037012	ENGINEERING EQUIPMENT OPR	Bell,Anthony	6/20/1985 F	11	10	72,716.80	1	BNB	Sidewalk/Concrete Brick Mainte	1403 W St NE	Wooten,George Anthony	5/3/2017		Reg
00004065	STREET SIGN INSTALLER MVO	Street,Jason	3/25/2002 F	9	10	65,873.60	1	BNA	Sign Installation Team (Teams	1338 G Street, SE	Stewart,Charles Jr	10/1/2016	7/15/2005 F	Reg
00004506	STREET SIGN INSTALLER MVO	Claggett,Eric A	8/27/2001 F	9	10	65,873.60	1	BNB	Sign Installation Team (Teams	1338 G Street, SE	Walker,Robert D	10/1/2016	3/3/2005 F	Reg
00010303	STREET SIGN INSTALLER MVO	Barnes,Leon C	11/13/2007 F	9	8	62,379.20	1	BNB	Sign Installation Team (Teams	1338 G Street, SE	Stewart,Charles Jr	10/1/2016		Reg
00011184	STREET SIGN INSTALLER MVO	Payton,Robert L	1/22/2007 F	9	10	65,873.60	1	BNB	Sign Installation Team (Teams	1338 G Street, SE	Stewart,Charles Jr	10/1/2016		Reg
00011848	STREET SIGN INSTALLER MVO	Wilson,William E.	5/31/2005 F	9	8	62,379.20	1	BNA	Sign Installation Team (Teams	1338 G Street, SE	Stewart,Charles Jr	10/1/2016		Reg
00022485	STREET SIGN INSTALLER MVO	Richardson,Maurice	3/6/1997 F	9	10	65,873.60	1	BNB	Sign Installation Team (Teams	1338 G Street, SE	Stewart,Charles Jr	10/1/2016		Reg
00022603	Street Sign Installer (MVO)	Lewis,Yazid	11/13/2007 F	8	8	59,321.60	1	BNB	Sign Installation Team (Teams	1338 G Street, SE	Stewart,Charles Jr	10/1/2016		Reg
00022853	STREET SIGN INSTALLER MVO	Jakes,Phyllis	7/8/1985 F	9	10	65,873.60	1	BNB	Sign Installation Team (Teams	1338 G Street, SE	Waalldijk,David S	10/1/2016		Reg
00023736	STREET SIGN INSTALLER MVO	Gaston,Lavalle E	9/10/2001 F	9	10	65,873.60	1	BNB	Sign Installation Team (Teams	1338 G Street, SE	Stewart,Charles Jr	10/1/2016		Reg
00024867	Laborer	Lewis,David William	4/18/2016 F	4	2	38,854.40	1	BNB	Sign Installation Team (Teams	1338 G Street, SE	Wood,Leslie	11/19/2017		Reg
00025162	STREET SIGN INSTALLER MVO	Berry,James S	2/29/1988 F	9	10	65,873.60	1	BNA	Sign Installation Team (Teams	1338 G Street, SE	Stewart,Charles Jr	10/1/2016		Reg
00026521	STREET SIGN INSTALLER MVO	Miller Jr.,Edward	9/10/1998 F	9	10	65,873.60	1	BNB	Sign Installation Team (Teams	1338 G Street, SE	Stewart,Charles Jr	10/1/2016	7/15/2005 F	Reg
00030894	STREET SIGN INSTALLER MVO	Philson,Maurice D	5/15/2006 F	9	8	62,379.20	1	BNA	Sign Installation Team (Teams	1338 G Street, SE	Stewart,Charles Jr	10/1/2016		Reg
00046059	STREET SIGN INSTALLER MVO	Cole,Carlos Damond	12/10/2007 F	9	7	60,632.00	1	BNA	Sign Installation Team (Teams	1338 G Street, SE	Stewart,Charles Jr	10/1/2016		Reg
00016661	Street Sign Installer (MVO)		V	7	1	45,260.80	1	BNA	Sign Installation Team (Teams	1338 G Street, SE	Stewart,Charles Jr	11/27/2017		Reg
00023548	STREET SIGN INSTALLER MVO		V	9	1	50,148.80	1	BNB	Sign Installation Team (Teams	1338 G Street, SE	Stewart,Charles Jr	10/1/2016		Reg
00005268	ASPHALT WORKER LEADER	Rosebar,Richard T	3/25/2002 F	7	9	63,232.00	1	BNB	Speed Hump Unit	1403 W St NE	Phillips,Cornelius E	6/26/2017		Reg
00014370	ASPHALT WORKER	Ellerbe,Keith R	7/10/1987 F	3	10	45,884.80	1	BNB	Speed Hump Unit	1403 W St NE	Phillips,Cornelius E	6/26/2017		Reg
00021923	Supervisory Engineering Tech.	Phillips,Cornelius E	9/6/2005 F	12	0	75,356.00	1	MSS	Speed Hump Unit	1403 W St NE	Lawrence,Brian	12/20/2017		Reg
00022687	ASPHALT WORKER	Silva,Jose C	8/16/2010 F	7	5	51,500.80	1	BNB	Speed Hump Unit	1403 W St NE	Wood,Leslie	6/11/2017		Reg
00025365	ASPHALT WORKER	Hoes,Lawrence E	4/1/2002 F	5	9	51,064.00	1	BNB	Speed Hump Unit	1403 W St NE	Phillips,Cornelius E	6/26/2017		Reg
00030881	ENGINEERING EQUIPMENT OPR	Ellis,Daniel	2/7/2005 F	11	10	72,716.80	1	BNB	Speed Hump Unit	1403 W St NE	Smith,Clement Eugene	1/21/2018		Reg
00003954	Roadway Maintenance Supervisor		V	7	1	49,482.00	1	XAA	Speed Hump Unit	1403 W St NE	VACANT	6/12/2017		Reg
00000004	Supvy Transp. Mgmt Planner	Chamberlin,Anna C.	7/23/2007 F	14	0	112,119.62	1	MSS	State Planning Branch	District Dept of Transportatio	Sebastian,James R	1/7/2018		Reg
00008365	Transportation Specialist	BETHEA,HOWARD	7/23/2007 F	11	9	77,299.00	1	BNG	State Planning Branch	District Dept of Transportatio	Baynes,Karl	10/13/2017		Reg
00016471	TRANSPORTATION PLANNER	Solano Jr.,Gilberto E.	8/6/2007 F	12	10	89,992.00	1	XAA	State Planning Branch	District Dept of Transportatio	Sebastian,James R	7/6/2017		Reg
00017659	Transportation Program Spec	Bell,Deneane E	11/6/1989 F	13	8	99,229.00	1	XAA	State Planning Branch	District Dept of Transportatio	Sebastian,James R	7/10/2017		Reg
00035590	Transportation Planner (Region	Rawlings,Mark D	10/2/2006 F	14	9	120,335.00	1	XAA	State Planning Branch	District Dept of Transportatio	Hawkinson,Colleen Smith	11/21/2016		Reg
00043397	Transportation Planner	Harrison,Kevin	8/21/2017 F	11	9	71,468.00	1	XAA	State Planning Branch	District Dept of Transportatio	Hawkinson,Colleen Smith	11/21/2016		Reg
00004878	TRANSPORTATION PLANNER		V	13	1	81,050.00	1	XAA	State Planning Branch	District Dept of Transportatio	Sebastian,James R	6/29/2017		Reg
00004695	Civil Engineer	Sharma,Niranjan	11/18/2013 F	12	2	78,444.00	1	BNB	Storm Water Management Branch	District Dept of Transportatio	Kowalczyk,Katherine	10/1/2016		Term
00007464	Civil Engineer	Tekle,Tesfalem	2/8/2016 F	12	2	78,444.00	1	BNA	Storm Water Management Branch	District Dept of Transportatio	Kowalczyk,Katherine	10/1/2016		Term
00014145	Civil Engineer	Ganjalizadeh,Morvarid	1/23/2017 F	12	2	78,444.00	1	BNB	Storm Water Management Branch	District Dept of Transportatio	Kowalczyk,Katherine	2/5/2017		Term
00035805	Civil Engineer	Pike,Julie	1/25/2016 F	13	1	87,657.00	1	BNG	Storm Water Management Branch	District Dept of Transportatio	Kowalczyk,Katherine	1/12/2017		Reg
00003400	Trans Planner (Citywide)	Rogers,Jonathan D.	3/11/2013 F	14	1	95,791.00	1	XAA	Strategic Planning Branch	District Dept of Transportatio	Chamberlin,Anna C.	1/16/2018		Reg
00007589	Trans Planner (Citywide)	Dock,Stephanie Pecore	6/4/2012 F	14	2	98,859.00	1	XAA	Strategic Planning Branch	District Dept of Transportatio	Lewis,Carole A	1/19/2018		Reg
00011484	TRANSPORTATION PLANNER	Booker,Lewis C	12/4/2000 F	12	8	85,626.00	1	XAA	Strategic Planning Branch	District Dept of Transportatio	Williams,Ronald A.D.	5/8/2017		Reg
00020835	TRANSPORTATION PLANNER	Israel,Evelyn Jesse	6/17/2013 F	13	5	91,438.00	1	XAA	Strategic Planning Branch	District Dept of Transportatio	Chamberlin,Anna C.	10/1/2016		Reg
00024719	TRANSPORTATION PLANNER	Reed,Patrick D	1/8/2018 F	12	10	89,992.00	1	XAA	Strategic Planning Branch	District Dept of Transportatio	Chamberlin,Anna C.	9/25/2017		Reg

00030900	Trans Planner (Citywide)	Zimmerman,Aaron	9/19/2016	F	14	3	101,927.00	1	XAA	Strategic Planning Branch	District Dept of Transportatio	Chamberlin,Anna C.	10/1/2016	F	Reg	
00013793	Supvy Transp. Mgmt Planner			V	14	1	119,591.00	1	MSS	Strategic Planning Branch	District Dept of Transportatio	Sebastian,James R	6/29/2017	F	Reg	
00012140	Safety Manager	Smith,Emile C	2/22/2005	F	14	0	110,620.97	1	MSS	StreetCar Development Division	District Dept of Transportatio	Zimbabwe,Samuel D	12/8/2017	F	Reg	
00030934	Safety Oversight Ofcr (Rail)	Baryshev,Klara	1/14/2013	F	13	10	104,423.00	1	XAA	StreetCar Development Division	District Dept of Transportatio	Smith,Emile C	10/1/2016	F	Reg	
00042896	Trans Spec (Safety/Sys Integr)	Chism,John P	4/26/1999	F	12	10	89,992.00	1	XAA	StreetCar Development Division	District Dept of Transportatio	Smith,Emile C	10/1/2016	F	Reg	
00020021	Engineering Tech. (Electrical)	Smith,Devon	10/19/2015	F	12	10	97,340.00	1	BNA	Streetlight Operations Branch	District Dept of Transportatio	Roos,Kathryn E	1/29/2018	F	Reg	
00021291	Engineering Tech. (Electrical)	Gross,Steven	3/9/1981	F	12	8	92,616.00	1	BNA	Streetlight Operations Branch	District Dept of Transportatio	Abdi,Jama M	10/1/2016	F	Reg	
00022243	Engineering Tech. (Electrical)	Kenney,Brenda L	6/18/1979	F	12	8	92,616.00	1	BNA	Streetlight Operations Branch	District Dept of Transportatio	Abdi,Jama M	10/1/2016	F	Reg	
00026375	Engineering Tech. (Electrical)	Nguyen,Tan H	10/16/2006	F	12	6	87,892.00	1	BNA	Streetlight Operations Branch	District Dept of Transportatio	Abdi,Jama M	10/1/2016	F	Reg	
00030895	Engineering Tech. (Electrical)	Lawson,Anthony	7/24/2006	F	12	6	87,892.00	1	BNA	Streetlight Operations Branch	District Dept of Transportatio	Abdi,Jama M	10/1/2016	F	Reg	
00030936	Engineering Tech. (Electrical)	Blevins,Jason C	2/21/2006	F	12	8	92,616.00	1	BNA	Streetlight Operations Branch	District Dept of Transportatio	Roos,Kathryn E	1/29/2018	F	Reg	
00034587	Engineering Tech. (Electrical)	Schools,John J	10/16/2006	F	12	6	87,892.00	1	BNA	Streetlight Operations Branch	District Dept of Transportatio	Abdi,Jama M	10/1/2016	F	Reg	
00045122	IT Specialist	Huntley,Allen P	4/15/1985	F	11	7	73,347.00	1	XAA	Streetlight Operations Branch	District Dept of Transportatio	Bulluck,Adrian	1/25/2017	F	Reg	
00014896	Program Support Assistant	Henderson,Antania	2/17/2001	F	8	9	58,223.00	1	BNA	System Inspection & Oversight	District Dept of Transportatio	Dorsey,Joseph D	3/27/2017	6/30/2005	F	Reg
00003961	Engineering Tech. (Civil)	Hackney,Jerome G	5/1/1985	F	11	9	77,299.00	1	BNA	Team 1	District Dept of Transportatio	Olaore,Olusegun	10/1/2016	F	Reg	
00007554	CIVIL ENGINEER	Ayeva,Kadidjatou	12/24/2007	F	12	7	90,254.00	1	BNB	Team 1	District Dept of Transportatio	Olaore,Olusegun	10/1/2016	F	Reg	
00008307	Supervisory Civil Engineer	Kim,Huntae	12/2/2013	F	15	0	129,000.00	1	MSS	Team 1	District Dept of Transportatio	Kenney Jr.,Richard William	2/14/2017	F	Reg	
00008614	Civil Engineer	Ohlson P.E,Kyle N.	4/23/2012	F	13	5	98,901.00	1	BNG	Team 1	District Dept of Transportatio	Bozkurt,Diyar	12/10/2017	F	Reg	
00009790	CIVIL ENGINEER	Sellars,James O	8/27/1973	F	13	10	112,956.00	1	BNG	Team 1	District Dept of Transportatio	Clabaugh,Mark R	10/1/2016	F	Reg	
00011128	SUPV CIVIL ENGINEER	Clabaugh,Mark R	3/31/2008	F	13	0	121,323.09	1	XAA	Team 1	District Dept of Transportatio	Kim,Huntae	6/23/2017	F	Reg	
00012548	CIVIL ENGINEER	Ayodele,Samuel O	4/26/1989	F	13	9	110,145.00	1	BNG	Team 1	District Dept of Transportatio	Clabaugh,Mark R	10/1/2016	F	Reg	
00012806	Supv Civil Engineer	Kenney Jr.,Richard William	7/16/2012	F	15	0	146,091.00	1	MSS	Team 1	District Dept of Transportatio	Muluneh,Dawit G	2/21/2017	F	Reg	
00016254	HIGHWAY ENGINEER	Agahi,Gholam A	10/5/1981	F	13	10	112,956.00	1	BNG	Team 1	District Dept of Transportatio	Clabaugh,Mark R	10/1/2016	F	Reg	
00016546	Engineering Tech. (Civil)	Burns,Kevin C	1/16/1990	F	11	10	79,275.00	1	BNA	Team 1	District Dept of Transportatio	Olaore,Olusegun	10/1/2016	F	Reg	
00021269	Community Engagement Superviso	Goodall,LeJamiel	1/22/2018	F	14	0	138,000.00	1	MSS	Team 1	District Dept of Transportatio	Thomas,John P	10/1/2016	F	Reg	
00022553	Engineering Tech. (Civil)	Prince,Maurice	5/11/1998	F	11	9	77,299.00	1	BNA	Team 1	District Dept of Transportatio	Olaore,Olusegun	2/17/2017	F	Reg	
00030943	STAFF ASSISTANT	Brown,Tarifa M	3/19/2007	F	11	4	62,333.00	1	XAA	Team 1	District Dept of Transportatio	Kim,Huntae	6/22/2017	F	Reg	
00030929	Civil Engineer			V	13	1	87,657.00	1	BNG	Team 1	District Dept of Transportatio	Clabaugh,Mark R	10/1/2016	F	Reg	
00004160	Engineering Tech. (Civil)	Njepu,Romanus	1/18/2000	F	11	9	77,299.00	1	BNA	Team 3	District Dept of Transportatio	Kaufmann,Andrew	12/15/2016	F	Reg	
00004357	SUPV CIVIL ENGINEER	Mohamed,Abdullahi S	10/11/1988	F	14	0	116,781.00	1	MSS	Team 3	District Dept of Transportatio	Shakeri,Ali	10/1/2016	F	Reg	
00008083	Engineering Tech. (Civil)	Bowles,Nannette M	1/17/1990	F	12	9	94,978.00	1	BNA	Team 3	District Dept of Transportatio	Shakeri,Ali	10/1/2016	F	Reg	
00008096	Engineering Tech. (Civil)	Norman,Gail O	1/18/2000	F	11	7	73,347.00	1	BNA	Team 3	District Dept of Transportatio	Kaufmann,Andrew	12/15/2016	F	Reg	
00008659	Engineering Tech. (Civil)	Ananth,Srinath	9/20/1982	F	12	10	97,340.00	1	BNA	Team 3	District Dept of Transportatio	Kaufmann,Andrew	12/15/2016	F	Reg	
00008709	CIVIL ENGINEER	Afolabi,Daniel M	10/1/2007	F	12	10	97,340.00	1	BNG	Team 3	District Dept of Transportatio	VACANT	11/18/2016	F	Reg	
00012920	SUPVY CIVIL ENGINEER	Dahir,Mohamed A	6/18/1990	F	13	0	95,087.49	1	MSS	Team 3	District Dept of Transportatio	Shakeri,Ali	10/1/2016	F	Reg	
00013124	CIVIL ENGINEER	Gana,Matthew K	12/31/2001	F	12	9	94,978.00	1	BNG	Team 3	District Dept of Transportatio	Dahir,Mohamed A	10/1/2016	F	Reg	
00013477	SUPV CIVIL ENGINEER	Shakeri,Ali	4/5/2004	F	15	0	154,868.88	1	MSS	Team 3	District Dept of Transportatio	Kenney Jr.,Richard William	2/14/2017	F	Reg	
00018002	Engineering Tech. (Civil)	Prince,Morgan T	2/22/1982	F	12	9	94,978.00	1	BNG	Team 3	District Dept of Transportatio	Dahir,Mohamed A	10/1/2016	F	Reg	
00021242	CIVIL ENGINEER	Maharvi,Mushtaq A	6/16/1990	F	12	9	94,978.00	1	BNG	Team 3	District Dept of Transportatio	VACANT	11/18/2016	F	Reg	
00021416	CIVIL ENGINEER	Ilyas,Muhammad	9/8/2003	F	12	10	97,340.00	1	BNG	Team 3	District Dept of Transportatio	VACANT	11/18/2016	F	Reg	
00022127	Civil Engineer	Toyer,Delante T	10/15/1982	F	13	6	101,712.00	1	BNG	Team 3	District Dept of Transportatio	Arias-Fernandez,Arturo	5/31/2017	F	Reg	
00023573	Engineering Tech. (Civil)	Onekon,Eric A	10/30/2017	F	11	1	61,491.00	1	BNA	Team 3	District Dept of Transportatio	Arias-Fernandez,Arturo	11/27/2017	F	Reg	
00030978	Civil Engineer	Sarabi,Aidin Rezaei	12/17/2012	F	13	2	90,468.00	1	BNA	Team 3	District Dept of Transportatio	Shakeri,Ali	10/3/2016	F	Reg	
00043704	CIVIL ENGINEER	Sheffield Jr.,Edmond K	6/24/1985	F	13	8	107,334.00	1	BNA	Team 3	District Dept of Transportatio	Dahir,Mohamed A	10/1/2016	F	Reg	
00046066	Civil Engineer	Silva,Victor	2/6/2017	F	12	2	78,444.00	1	BNG	Team 3	District Dept of Transportatio	Shakeri,Ali	1/25/2017	F	Reg	
00009179	CIVIL ENGINEER	Olatunji,Samuel A	6/19/1990	F	12	9	94,978.00	1	BNG	Team 4	District Dept of Transportatio	Ogbeide,Patrick O	10/1/2016	F	Reg	
00009733	CIVIL ENGINEER	Folayan,Phillips O	2/13/1989	F	12	8	92,616.00	1	BNG	Team 4	District Dept of Transportatio	Ogbeide,Patrick O	10/1/2016	F	Reg	
00014171	CIVIL ENGINEER	Gomes,John J	9/29/2008	F	12	8	92,616.00	1	BNA	Team 4	District Dept of Transportatio	Tackoor,David J	1/8/2018	F	Reg	
00017049	Civil Engineer	Umezurike,Charles	9/27/2010	F	13	5	98,901.00	1	BNA	Team 4	District Dept of Transportatio	Ogbeide,Patrick O	10/1/2016	5/25/2004	F	Reg
00019927	CIVIL ENGINEER	Siraga,Bruke G	11/13/2006	F	12	6	87,892.00	1	BNA	Team 4	District Dept of Transportatio	Simie,Ejigineh	3/22/2017	F	Reg	
00020707	Civil Engineer	Ozbay,Ilbay	11/22/2008	F	12	10	97,340.00	1	BNB	Team 4	District Dept of Transportatio	Ogbeide,Patrick O	10/1/2016	F	Reg	
00023199	Civil Engineer	Kebede,Dawit W	4/23/2012	F	12	4	83,168.00	1	BNB	Team 4	District Dept of Transportatio	Tackoor,David J	1/8/2018	F	Reg	
00027069	Civil Engineer	IGHO-OSAGIE,OLABIMPE E	7/23/2007	F	13	5	98,901.00	1	BNA	Team 4	District Dept of Transportatio	Ogbeide,Patrick O	10/1/2016	F	Reg	
00030892	SUPVY CIVIL ENGINEER	Tackoor,David J	12/26/2017	F	14	0	125,000.00	1	MSS	Team 4	District Dept of Transportatio	VACANT	11/18/2016	F	Reg	
00037013	Supervisory General Engineer	Ogbeide,Patrick O	5/7/2001	F	13	0	98,889.67	1	MSS	Team 4	District Dept of Transportatio	VACANT	11/18/2016	F	Reg	
00045758	Civil Engineer	Banko,Emnete T	7/14/2014	F	13	5	98,901.00	1	BNA	Team 4	District Dept of Transportatio	Tackoor,David J	1/8/2018	F	Reg	
00004075	Program Analyst	Gill,Rosadene E	4/4/2016	F	13	5	91,438.00	1	XAA	TOA	District Dept of Transportatio	Elekwachi,Ogechi	11/27/2017	1/25/2005	F	Reg
00013514	Assoc Dir., Trans. Oper. Admin	Horton,Aaron	5/3/2004	F	16	0	152,000.00	1	MSS	TOA	District Dept of Transportatio	Robinson,Suzette	12/5/2016	F	Reg	
00020630	Supvy. Inventory Management Sp	Bulluck,Adrian	8/23/2013	F	12	1	75,356.64	1	MSS	TOA	District Dept of Transportatio	Chester,Corey	11/25/2017	F	Reg	
00024120	Supervisory Engineering Tech.	Wooten,George Anthony	10/26/1987	F	12	0	75,356.00	1	MSS	TOA	District Dept of Transportatio	Lawrence,Brian	12/20/2017	F	Reg	
00026191	Associate Director for Parking	Patterson,Evia E.	2/11/2013	F	15	0	124,561.00	1	MSS	TOA	District Dept of Transportatio	Robinson,Suzette	11/9/2016	F	Reg	
00006774	Supervisory Management and Pro			V	13	0	103,992.00	1	MSS	TOA	District Dept of Transportatio	Robinson,Suzette	10/1/2016	F	Reg	
00038839	Program Analyst			V	11	0	56,852.00	1	XAA	TOA	District Dept of Transportatio	Robinson,Suzette	10/1/2016	F	Reg	
00012045	Supvy Construction Control Rep	Edwards,Bernadette	10/25/1986	F	12	0	105,499.00	1	MSS	Traffic Calming City-Wide	District Dept of Transportatio	Garrett,Elliott M	9/6/2017	F	Reg	

00017656	Engineering Tech. (Civil)	Hill Jr.,Obrient	8/13/1990	F	11	10	79,275.00	1 BNA	Traffic Calming City-Wide	District Dept of Transportatio	Abdi,Jama M	10/30/2017	F	Reg	
00022672	Engineering Tech. (Civil)	Smith,Darrell E	5/14/1984	F	11	10	79,275.00	1 BNA	Traffic Calming City-Wide	District Dept of Transportatio	Dorsey,Joseph D	3/3/2017	F	Reg	
00024304	Parking Operations Specialist	Banks,Sherri E	4/17/1987	F	11	7	73,347.00	1 BNA	Traffic Calming City-Wide	District Dept of Transportatio	Patterson,Evia E.	6/22/2017	F	Reg	
00025426	Construction Control Rep (Main	Nickens Watson,Angela T	6/25/1984	F	11	10	79,275.00	1 BNG	Traffic Calming City-Wide	District Dept of Transportatio	Kaufmann,Andrew	4/3/2017	F	Reg	
00025517	Engineering Tech. (Civil)	Smith,Robert E	12/31/1986	F	10	6	64,966.00	1 BNA	Traffic Calming City-Wide	District Dept of Transportatio	Kaufmann,Andrew	2/10/2017	F	Reg	
00025928	Engineering Tech. (Civil)	Briscoe,Sonya L	6/8/1988	F	11	9	77,299.00	1 BNA	Traffic Calming City-Wide	District Dept of Transportatio	Dorsey,Joseph D	2/10/2017	F	Reg	
00000406	Transportation Engineering Tec	Carter,Vincent E	1/13/2003	F	12	7	90,254.00	1 BNA	Traffic Calming Wards 1, 2, 3	District Dept of Transportatio	Patterson,Evia E.	10/24/2017	7/29/2005	F	Reg
00000566	Construction Control Rep (Main	Hassan,Mohamud A	6/19/1989	F	11	9	77,299.00	1 BNG	Traffic Calming Wards 1, 2, 3	District Dept of Transportatio	Kaufmann,Andrew	2/10/2017	F	Reg	
00016615	Engineering Technician	Mason,Kenneth B	8/29/1988	F	12	8	92,616.00	1 BNA	Traffic Calming Wards 1, 2, 3	District Dept of Transportatio	Patterson,Evia E.	6/22/2017	F	Reg	
00022238	Engineering Tech. (Civil)	Lowery,Andrea T	11/5/1990	F	11	9	77,299.00	1 BNA	Traffic Calming Wards 1, 2, 3	District Dept of Transportatio	Dorsey,Joseph D	3/3/2017	F	Reg	
00027863	Construction Control Rep (Main	Misher,Darlene	4/15/1996	F	11	7	73,347.00	1 BNG	Traffic Calming Wards 1, 2, 3	District Dept of Transportatio	Arias-Fernandez,Arturo	5/22/2017	11/21/2005	F	Reg
00004236	Supervisory Engineering Tech.			V	13	1	103,992.00	1 MSS	Traffic Calming Wards 1, 2, 3	District Dept of Transportatio	Perez,Benito O	10/1/2016	F	Reg	
00001127	Supvy Civil Engineering Tech	Wheeler,Constance G	8/29/2000	F	13	0	93,633.32	1 MSS	Traffic Calming Wards 5, 6, 7	District Dept of Transportatio	Anderson,Leon	12/2/2016	F	Reg	
00005757	Engineering Technician	Ullah,Mohammad O	6/1/1992	F	12	8	92,616.00	1 BNA	Traffic Calming Wards 5, 6, 7	District Dept of Transportatio	Wheeler,Constance G	10/1/2016	F	Reg	
00014060	Transportation Engineer	Voight,Derek	4/3/2017	F	12	9	94,978.00	1 BNA	Traffic Calming Wards 5, 6, 7	District Dept of Transportatio	Anderson,Leon	5/17/2017	11/7/2005	F	Reg
00003072	Engineering Tech. (Civil)			V	11	1	61,491.00	1 BNA	Traffic Calming Wards 5, 6, 7	District Dept of Transportatio	Edwards,Bernadette	10/1/2016	F	Reg	
00018129	STAFF ASSISTANT	Davis Thomas,Jacquelyn	5/13/1985	F	11	8	69,641.00	1 XAA	Traffic Control Officers & Sch	Reeves Center	Strange,James E	8/18/2017	F	Reg	
00020003	Traffic Control Officer	Ramirez,Roberto	1/27/2014	F	9	2	52,669.00	1 BNA	Traffic Control Officers & Sch	Reeves Center	Hall,Michael D	4/19/2017	F	Reg	
00021663	Traffic Control Officer	Butler,Sarah	10/27/2008	F	9	4	55,929.00	1 BNA	Traffic Control Officers & Sch	Reeves Center	Wren-Perkins,Nettina C	6/8/2017	12/15/2004	F	Reg
00035523	Management Analyst	Young,Danielle T	10/30/2006	F	12	5	79,077.00	1 XAA	Traffic Control Officers & Sch	Reeves Center	Strange,James E	1/22/2018	2/8/2006	F	Reg
00048671	Traffic Control Officer	Harvey,Stephen E	9/5/2017	F	7	10	55,462.00	1 BNA	Traffic Control Officers & Sch	Reeves Center	Wren-Perkins,Nettina C	10/1/2016	F	Reg	
00048678	Traffic Control Officer	Ellis,Geneva E	10/14/2008	F	9	6	59,189.00	1 BNA	Traffic Control Officers & Sch	Reeves Center	Godfrey,Jason G	10/1/2016	F	Reg	
00048682	Traffic Control Officer	Morgan,Kenita N	1/12/2009	F	9	5	57,559.00	1 BNA	Traffic Control Officers & Sch	Reeves Center	Hall,Michael D	4/19/2017	F	Reg	
00048750	Supvy Traffic Control Officer	Thweatt,Dena R	5/6/2002	F	12	0	82,893.17	1 MSS	Traffic Control Officers & Sch	Reeves Center	Anderson,Leon	11/25/2017	F	Reg	
00000743	Traffic Control Officer	Helton,LaWon R	9/5/2017	F	7	1	42,250.00	1 BNA	Traffic Control Officers Progr	Reeves Center	Godfrey,Jason G	11/21/2017	F	Reg	
00001996	Traffic Control Officer	Covington,Kendra	12/26/2017	F	7	1	42,250.00	1 BNB	Traffic Control Officers Progr	Reeves Center	Wren-Perkins,Nettina C	11/6/2017	F	Reg	
00002074	Traffic Control Officer	Tillman,Darnell P	7/19/2010	F	9	4	55,929.00	1 BNA	Traffic Control Officers Progr	Reeves Center	Godfrey,Jason G	10/1/2016	F	Reg	
00002411	Traffic Control Officer	Doy,Brian	6/27/2016	F	7	2	43,718.00	1 BNA	Traffic Control Officers Progr	Reeves Center	Godfrey,Jason G	10/1/2016	F	Reg	
00002526	Traffic Control Officer	Gibbs,Kevin	6/29/2015	F	7	1	42,250.00	1 BNA	Traffic Control Officers Progr	Reeves Center	Wren-Perkins,Nettina C	10/1/2016	F	Reg	
00003741	Traffic Control Officer	Mattox Jr.,Anthony C	3/2/2009	F	9	4	55,929.00	1 BNA	Traffic Control Officers Progr	Reeves Center	Godfrey,Jason G	10/1/2016	F	Reg	
00003920	Traffic Control Officer	Davis,Ronetta	6/11/2001	F	9	8	62,449.00	1 BNA	Traffic Control Officers Progr	Reeves Center	Godfrey,Jason G	10/1/2016	F	Reg	
00004277	Traffic Control Officer	Rosario,Yunior	6/29/2015	F	9	2	52,669.00	1 BNA	Traffic Control Officers Progr	Reeves Center	Hall,Michael D	4/19/2017	F	Reg	
00004800	Traffic Control Officer	McIntyre,Lamar	6/29/2015	F	9	2	52,669.00	1 BNA	Traffic Control Officers Progr	Reeves Center	Wren-Perkins,Nettina C	10/1/2016	F	Reg	
00005119	Traffic Control Officer	Copeland,Dominique J	3/15/2010	F	7	1	42,250.00	1 BNB	Traffic Control Officers Progr	Reeves Center	Godfrey,Jason G	1/24/2018	F	Reg	
00005456	Traffic Control Officer	Graham,LaQuanta	11/10/2008	F	9	5	57,559.00	1 BNA	Traffic Control Officers Progr	Reeves Center	Hall,Michael D	4/19/2017	1/11/2006	F	Reg
00006303	Traffic Control Officer	Johnson,Pamela A	8/18/2008	F	9	4	55,929.00	1 BNA	Traffic Control Officers Progr	Reeves Center	Wren-Perkins,Nettina C	6/8/2017	F	Reg	
00006684	Traffic Control Officer	Holloway,Theressa	8/21/2017	F	7	4	46,654.00	1 BNA	Traffic Control Officers Progr	Reeves Center	Wren-Perkins,Nettina C	10/1/2016	5/22/2005	F	Reg
00006910	Traffic Control Officer	Graham,Marcus	12/31/2012	F	9	4	55,929.00	1 BNA	Traffic Control Officers Progr	Reeves Center	Hall,Michael D	4/19/2017	F	Reg	
00007242	Traffic Control Officer	Butler,Antoine D	8/21/2017	F	7	1	42,250.00	1 BNA	Traffic Control Officers Progr	Reeves Center	Wren-Perkins,Nettina C	10/1/2016	F	Reg	
00007292	Traffic Control Officer	Gray,Yetta F	10/14/2008	F	9	4	55,929.00	1 BNA	Traffic Control Officers Progr	Reeves Center	Godfrey,Jason G	10/1/2016	F	Reg	
00007553	Traffic Control Officer	Cesar,Traes K	8/21/2017	F	7	4	46,654.00	1 BNA	Traffic Control Officers Progr	Reeves Center	Godfrey,Jason G	11/21/2017	F	Reg	
00007797	Traffic Control Officer	Baumgardner,Arielle	3/11/2013	F	9	4	55,929.00	1 BNA	Traffic Control Officers Progr	Reeves Center	Wren-Perkins,Nettina C	10/1/2016	F	Reg	
00008257	Traffic Control Officer	Morton,Deborah J	9/22/1996	F	9	8	62,449.00	1 BNA	Traffic Control Officers Progr	Reeves Center	Hall,Michael D	4/19/2017	F	Reg	
00008832	Traffic Control Officer	Robinson,Timothy E	7/15/2002	F	9	8	62,449.00	1 BNA	Traffic Control Officers Progr	Reeves Center	Hall,Michael D	5/1/2017	F	Reg	
00008852	Traffic Control Officer	Jones,Tywan	2/4/2008	F	9	10	65,709.00	1 BNA	Traffic Control Officers Progr	Reeves Center	Hall,Michael D	4/19/2017	F	Reg	
00008910	Traffic Control Officer	Nickelson,Charlotte J	8/26/2013	F	9	2	52,669.00	1 BNA	Traffic Control Officers Progr	Reeves Center	Wren-Perkins,Nettina C	10/1/2016	F	Reg	
00009028	Traffic Control Officer	Beard,Bonji L	12/11/2017	F	7	1	42,250.00	1 BNA	Traffic Control Officers Progr	Reeves Center	Wren-Perkins,Nettina C	12/21/2017	F	Reg	
00009893	Traffic Control Officer	Cato,Preston L	9/12/1988	F	9	9	64,079.00	1 BNA	Traffic Control Officers Progr	Reeves Center	Godfrey,Jason G	10/1/2016	F	Reg	
00009929	Traffic Control Officer	Franks-Dunbar,Sharon	11/23/2009	F	9	4	55,929.00	1 BNA	Traffic Control Officers Progr	Reeves Center	Godfrey,Jason G	10/1/2016	F	Reg	
00010155	Lead Traffic Control Officer	Steve,Kevin E	8/18/2008	F	11	4	62,333.00	1 XAA	Traffic Control Officers Progr	Reeves Center	Godfrey,Jason G	5/14/2017	7/13/2005	F	Reg
00010477	Traffic Control Officer	Dennis,Wayne	2/10/2014	F	7	4	46,654.00	1 BNA	Traffic Control Officers Progr	Reeves Center	Hall,Michael D	4/19/2017	F	Term	
00010746	Traffic Control Officer	Gaines,Zerihun V	12/11/2017	F	7	2	43,718.00	1 BNB	Traffic Control Officers Progr	Reeves Center	Wren-Perkins,Nettina C	1/24/2018	F	Reg	
00010927	Traffic Control Officer	Miller,Amoni K	8/21/2017	F	7	4	46,654.00	1 BNA	Traffic Control Officers Progr	Reeves Center	Wren-Perkins,Nettina C	9/3/2017	F	Reg	
00011575	Traffic Control Officer	Johnson,Jemari A	8/21/2017	F	7	1	42,250.00	1 BNA	Traffic Control Officers Progr	Reeves Center	Wren-Perkins,Nettina C	2/19/2017	F	Reg	
00012601	Traffic Control Officer	Burns,Ceray	1/13/2014	F	9	2	52,669.00	1 BNA	Traffic Control Officers Progr	Reeves Center	Wren-Perkins,Nettina C	10/16/2016	F	Reg	
00012634	Traffic Control Officer	Summers,Cheryl D	2/29/1988	F	9	5	57,559.00	1 BNA	Traffic Control Officers Progr	Reeves Center	Godfrey,Jason G	10/1/2016	F	Reg	
00012679	Lead Traffic Control Officer	Hunter,James	10/14/2008	F	11	4	62,333.00	1 XAA	Traffic Control Officers Progr	Reeves Center	Hall,Michael D	5/14/2017	F	Reg	
00012790	Traffic Control Officer	Chambers,Andrew	8/21/2017	F	7	1	42,250.00	1 BNA	Traffic Control Officers Progr	Reeves Center	Wren-Perkins,Nettina C	9/10/2017	F	Reg	
00013042	Traffic Control Officer	Tolbert,Tasha	12/30/2013	F	7	5	48,122.00	1 BNA	Traffic Control Officers Progr	Reeves Center	Wren-Perkins,Nettina C	10/1/2016	F	Term	
00013633	Traffic Control Officer	Mccane,Deidre M	1/11/2016	F	7	5	48,122.00	1 BNB	Traffic Control Officers Progr	Reeves Center	Wren-Perkins,Nettina C	10/1/2016	F	Reg	
00014022	Traffic Control Officer	Jefferson,Penny	6/27/2016	F	7	3	45,186.00	1 BNA	Traffic Control Officers Progr	Reeves Center	Hall,Michael D	4/19/2017	F	Reg	
00014075	Traffic Control Officer	Boardley,Ramona J	3/3/2008	F	9	4	55,929.00	1 BNA	Traffic Control Officers Progr	Reeves Center	Wren-Perkins,Nettina C	10/1/2016	F	Reg	
00014089	Traffic Control Officer	Lancaster,Anthony L	7/14/2003	F	9	8	62,449.00	1 BNA	Traffic Control Officers Progr	Reeves Center	Hall,Michael D	4/19/2017	F	Reg	
00014165	Traffic Control Officer	Mobley,Monique A	7/1/2002	F	9	8	62,449.00	1 BNA	Traffic Control Officers Progr	Reeves Center	Godfrey,Jason G	10/1/2016	F	Reg	

00014575	Traffic Control Officer	Hailey,Shanika C	6/16/2003 F	9	8	62,449.00	1 BNA	Traffic Control Officers Progr	Reeves Center	Hall,Michael D	4/19/2017	F	Reg
00014803	Traffic Control Officer	Ellington-Hines,Tracey K	5/20/2002 F	9	8	62,449.00	1 BNA	Traffic Control Officers Progr	Reeves Center	Hall,Michael D	4/19/2017	F	Reg
00014897	Traffic Control Officer	Feenster Clark,Cornelia	12/11/2017 F	7	2	43,718.00	1 BNB	Traffic Control Officers Progr	Reeves Center	Godfrey,Jason G	10/2/2016	5/21/2001 F	Reg
00014958	Traffic Control Officer	Britton,Coneice J	6/17/2002 F	9	8	62,449.00	1 BNA	Traffic Control Officers Progr	Reeves Center	Hall,Michael D	4/19/2017	F	Reg
00015071	Traffic Control Officer	Wise,Michael	12/10/2007 F	9	6	59,189.00	1 BNA	Traffic Control Officers Progr	Reeves Center	Godfrey,Jason G	10/1/2016	F	Reg
00015251	Traffic Control Officer	Mitchell,Maya	6/27/2016 F	7	2	43,718.00	1 BNA	Traffic Control Officers Progr	Reeves Center	Hall,Michael D	4/19/2017	F	Term
00015541	Traffic Control Officer	Dickerson,Victoria I.	12/11/2017 F	7	2	43,718.00	1 BNB	Traffic Control Officers Progr	Reeves Center	Godfrey,Jason G	1/24/2018	F	Reg
00015556	Traffic Control Officer	Dyson,Dimitri	9/10/2012 F	9	4	55,929.00	1 BNA	Traffic Control Officers Progr	Reeves Center	Wren-Perkins,Nettina C	10/1/2016	F	Term
00017155	Traffic Control Officer	Williams,Michael	8/21/2017 F	7	1	42,250.00	1 BNA	Traffic Control Officers Progr	Reeves Center	Wren-Perkins,Nettina C	10/1/2016	F	Reg
00017564	Traffic Control Officer	Claggett,Delonte	12/30/2013 F	9	4	55,929.00	1 BNA	Traffic Control Officers Progr	Reeves Center	Wren-Perkins,Nettina C	10/1/2016	F	Reg
00017622	Traffic Control Officer	Robinson Jr.,Charles Mandell	8/21/2017 F	7	1	42,250.00	1 BNA	Traffic Control Officers Progr	Reeves Center	Wren-Perkins,Nettina C	10/1/2016	F	Reg
00017917	Traffic Control Officer	Garvin Jr.,Jeffrey D	12/11/2017 F	7	1	42,250.00	1 BNB	Traffic Control Officers Progr	Reeves Center	Godfrey,Jason G	1/24/2018	F	Reg
00018295	Lead Traffic Control Officer	Chase,Joyce H	9/7/2004 F	11	6	65,987.00	1 XAA	Traffic Control Officers Progr	Reeves Center	Hall,Michael D	5/14/2017	F	Reg
00018411	Traffic Control Officer	Ridley,Lawrence	7/25/2016 F	7	2	43,718.00	1 BNA	Traffic Control Officers Progr	Reeves Center	Godfrey,Jason G	6/8/2017	F	Term
00018438	Traffic Control Officer	Robinson,Edward	2/25/2013 F	7	1	42,250.00	1 BNA	Traffic Control Officers Progr	Reeves Center	Wren-Perkins,Nettina C	10/15/2017	11/14/2003 F	Reg
00018452	Traffic Control Officer	Smith,Bianca	12/3/2012 F	9	4	55,929.00	1 BNA	Traffic Control Officers Progr	Reeves Center	Godfrey,Jason G	10/1/2016	F	Reg
00018512	Traffic Control Officer	Watkins,Lortrice A	10/24/2011 F	9	4	55,929.00	1 BNA	Traffic Control Officers Progr	Reeves Center	Godfrey,Jason G	10/1/2016	F	Reg
00019147	Traffic Control Officer	Green,Angelina L	5/20/2002 F	9	8	62,449.00	1 BNA	Traffic Control Officers Progr	Reeves Center	Hall,Michael D	4/19/2017	F	Reg
00020645	Traffic Control Officer	Daniel,Isaiah	1/13/2014 F	7	5	48,122.00	1 BNB	Traffic Control Officers Progr	Reeves Center	Wren-Perkins,Nettina C	10/1/2016	F	Term
00021323	Traffic Control Officer	Bradford,Lakisha R	6/27/2016 F	7	2	43,718.00	1 BNA	Traffic Control Officers Progr	Reeves Center	Godfrey,Jason G	10/1/2016	F	Reg
00021500	Supervisory Traffic Control Of	Wren-Perkins,Nettina C	3/27/2000 F	11	0	63,861.15	1 MSS	Traffic Control Officers Progr	Reeves Center	Hall,Michael D	11/25/2017	F	Reg
00021602	Traffic Control Officer	Johnson,Jenita	1/2/2007 F	9	4	55,929.00	1 BNA	Traffic Control Officers Progr	Reeves Center	Godfrey,Jason G	10/1/2016	F	Reg
00021744	Traffic Control Officer	Perez,Neuris	12/31/2012 F	9	4	55,929.00	1 BNA	Traffic Control Officers Progr	Reeves Center	Hall,Michael D	4/19/2017	F	Reg
00021881	Traffic Control Officer	Porter,Gina	8/22/2005 F	9	4	55,929.00	1 BNA	Traffic Control Officers Progr	Reeves Center	Wren-Perkins,Nettina C	6/8/2017	F	Reg
00022089	Traffic Control Officer	Blanding,Ashley N	6/3/2002 F	9	7	60,819.00	1 BNA	Traffic Control Officers Progr	Reeves Center	Godfrey,Jason G	10/1/2016	F	Reg
00022122	Traffic Control Officer	Brooks,Shaheda	8/2/2010 F	9	4	55,929.00	1 BNA	Traffic Control Officers Progr	Reeves Center	Godfrey,Jason G	10/1/2016	F	Reg
00022189	Traffic Control Officer	Butler,Kemeisha A	8/18/2008 F	9	6	59,189.00	1 BNA	Traffic Control Officers Progr	Reeves Center	Hall,Michael D	4/19/2017	F	Reg
00022237	Traffic Control Officer	Gresholm,Christopher	7/25/2016 F	7	1	42,250.00	1 BNA	Traffic Control Officers Progr	Reeves Center	Wren-Perkins,Nettina C	10/1/2016	F	Reg
00022514	Traffic Control Officer	Johnson,Marques J	9/13/2010 F	9	6	59,189.00	1 BNA	Traffic Control Officers Progr	Reeves Center	Hall,Michael D	4/19/2017	F	Reg
00022836	Traffic Control Officer	Bailey,Tyrees M	3/11/2002 F	9	8	62,449.00	1 BNA	Traffic Control Officers Progr	Reeves Center	Hall,Michael D	4/19/2017	F	Reg
00022855	Traffic Control Officer	Fleming,Janet L	4/15/1996 F	9	8	62,449.00	1 BNA	Traffic Control Officers Progr	Reeves Center	Hall,Michael D	4/19/2017	F	Reg
00023051	Traffic Control Officer	Green,Kenneth C	12/26/2017 F	7	4	46,654.00	1 BNB	Traffic Control Officers Progr	Reeves Center	Wren-Perkins,Nettina C	11/6/2017	F	Reg
00023614	Traffic Control Officer	Howard,Ashley B	12/11/2017 F	7	2	43,718.00	1 BNB	Traffic Control Officers Progr	Reeves Center	Wren-Perkins,Nettina C	1/24/2018	F	Reg
00023818	Traffic Control Officer	Perry,Kendrick D	10/2/2017 F	7	4	46,654.00	1 BNA	Traffic Control Officers Progr	Reeves Center	Godfrey,Jason G	10/16/2016	6/5/2004 F	Reg
00023928	Traffic Control Officer	Lee,Jamal T	1/8/2018 F	7	4	46,654.00	1 BNB	Traffic Control Officers Progr	Reeves Center	Wren-Perkins,Nettina C	11/6/2017	F	Reg
00024945	Traffic Control Officer	Martin,Coeco C	12/11/2017 F	7	1	42,250.00	1 BNA	Traffic Control Officers Progr	Reeves Center	Wren-Perkins,Nettina C	10/1/2016	10/4/2005 F	Reg
00025018	Traffic Control Officer	Millard,Antoinette D.	1/3/2012 F	7	1	42,250.00	1 BNB	Traffic Control Officers Progr	Reeves Center	Wren-Perkins,Nettina C	11/6/2017	F	Reg
00025134	Traffic Control Officer	Ford,Rayshawn	1/13/2014 F	9	2	52,669.00	1 BNA	Traffic Control Officers Progr	Reeves Center	Hall,Michael D	4/19/2017	F	Reg
00025287	Traffic Control Officer	Jones,Derrick C	8/8/2009 F	9	8	62,449.00	1 BNA	Traffic Control Officers Progr	Reeves Center	Hall,Michael D	5/1/2017	F	Reg
00025536	Traffic Control Officer	Pearson,Ariminta D	12/26/2017 F	7	4	46,654.00	1 BNA	Traffic Control Officers Progr	Reeves Center	Wren-Perkins,Nettina C	10/1/2016	F	Reg
00025820	Traffic Control Officer	Reeder,Darlene E	10/14/2008 F	9	4	55,929.00	1 BNA	Traffic Control Officers Progr	Reeves Center	Wren-Perkins,Nettina C	6/8/2017	F	Reg
00026524	Traffic Control Officer	Carter,Jaimi A	10/2/2017 F	7	1	42,250.00	1 BNA	Traffic Control Officers Progr	Reeves Center	Wren-Perkins,Nettina C	10/1/2016	F	Reg
00026587	Traffic Control Officer	Hill,Gregory C.	7/27/2015 F	7	3	45,186.00	1 BNB	Traffic Control Officers Progr	Reeves Center	Godfrey,Jason G	10/1/2016	F	Reg
00026711	Traffic Control Officer	Simmons,De'Vonta	4/14/2015 F	9	4	55,929.00	1 BNA	Traffic Control Officers Progr	Reeves Center	Wren-Perkins,Nettina C	10/1/2016	F	Reg
00026760	Traffic Control Officer	Jones,Antonio J.	7/25/2016 F	7	2	43,718.00	1 BNA	Traffic Control Officers Progr	Reeves Center	Hall,Michael D	4/19/2017	F	Term
00026775	Traffic Control Officer	Young,Princeton	10/2/2017 F	7	1	42,250.00	1 BNA	Traffic Control Officers Progr	Reeves Center	Wren-Perkins,Nettina C	10/1/2016	F	Reg
00026898	Traffic Control Officer	Walker,Ameke L	12/19/2011 F	9	4	55,929.00	1 BNA	Traffic Control Officers Progr	Reeves Center	Godfrey,Jason G	10/1/2016	F	Reg
00027055	Traffic Control Officer	Walker,Glen A	10/25/2010 F	9	5	57,559.00	1 BNA	Traffic Control Officers Progr	Reeves Center	Godfrey,Jason G	10/1/2016	F	Reg
00027266	Traffic Control Officer	Ward,Vernard	12/10/2013 F	9	8	62,449.00	1 BNA	Traffic Control Officers Progr	Reeves Center	Wren-Perkins,Nettina C	10/1/2016	F	Reg
00027329	Traffic Control Officer	Taylor,Jasmine	7/11/2016 F	7	2	43,718.00	1 BNA	Traffic Control Officers Progr	Reeves Center	Godfrey,Jason G	10/1/2016	3/4/2005 F	Reg
00027467	Traffic Control Officer	Wright,Reginald K	12/11/2017 F	7	1	42,250.00	1 BNB	Traffic Control Officers Progr	Reeves Center	Wren-Perkins,Nettina C	10/24/2017	F	Reg
00028610	Traffic Control Officer	Moon,Devon	9/15/2008 F	9	6	59,189.00	1 BNA	Traffic Control Officers Progr	Reeves Center	Hall,Michael D	4/19/2017	F	Reg
00028676	Traffic Control Officer	Weaver,Lawrence A	2/17/2009 F	9	6	59,189.00	1 BNA	Traffic Control Officers Progr	Reeves Center	Godfrey,Jason G	10/1/2016	F	Reg
00030891	Traffic Control Officer	Wheeler,Kelvin	7/25/2016 F	7	2	43,718.00	1 BNA	Traffic Control Officers Progr	Reeves Center	Hall,Michael D	4/19/2017	F	Reg
00030896	Traffic Control Officer	Laster,Ronnie J	8/2/2010 F	9	5	57,559.00	1 BNA	Traffic Control Officers Progr	Reeves Center	Hall,Michael D	4/19/2017	F	Reg
00030912	Traffic Control Officer	Coles,T'Anita B	10/16/2017 F	7	4	46,654.00	1 BNA	Traffic Control Officers Progr	Reeves Center	Wren-Perkins,Nettina C	10/1/2016	F	Reg
00030915	Traffic Control Officer	Wilson,LaShawn N	10/27/2008 F	9	2	52,669.00	1 BNA	Traffic Control Officers Progr	Reeves Center	Hall,Michael D	4/19/2017	F	Reg
00030918	Supervisory Traffic Control Of	Godfrey,Jason G	5/10/2010 F	11	0	71,027.26	1 MSS	Traffic Control Officers Progr	Reeves Center	Hall,Michael D	11/25/2017	F	Reg
00030987	Traffic Control Officer	Brewer,Aaron	6/27/2016 F	7	2	43,718.00	1 BNA	Traffic Control Officers Progr	Reeves Center	Godfrey,Jason G	10/1/2016	F	Reg
00031405	Traffic Control Officer	Hoyle,Robert Barry	7/27/2015 F	7	3	45,186.00	1 BNA	Traffic Control Officers Progr	Reeves Center	Godfrey,Jason G	10/1/2016	F	Reg
00031406	Traffic Control Officer	West,Traci D	2/25/2002 F	9	7	60,819.00	1 BNA	Traffic Control Officers Progr	Reeves Center	Godfrey,Jason G	10/1/2016	F	Reg
00031407	Traffic Control Officer	Watkins,Kendra A	5/6/2002 F	9	7	60,819.00	1 BNA	Traffic Control Officers Progr	Reeves Center	Hall,Michael D	4/19/2017	F	Reg
00031408	Traffic Control Officer	Fields,Amber Marie	11/5/2012 F	9	4	55,929.00	1 BNA	Traffic Control Officers Progr	Reeves Center	Hall,Michael D	4/19/2017	F	Reg
00031409	Traffic Control Officer	Tapp,Merika L	10/22/2001 F	9	7	60,819.00	1 BNA	Traffic Control Officers Progr	Reeves Center	Hall,Michael D	5/1/2017	F	Reg

00032746	Traffic Control Officer	Drumgold,Patricia	6/27/2016	F	7	2	43,718.00	1	BNA	Traffic Control Officers Progr	Reeves Center	Wren-Perkins,Nettina C	2/19/2017		F	Term
00032761	Traffic Control Officer	Gooding,Erickeda	2/10/2014	F	7	2	43,718.00	1	BNA	Traffic Control Officers Progr	Reeves Center	Godfrey,Jason G	10/1/2016	12/14/2005	F	Term
00036407	Traffic Control Officer	Wheatley,Marvaughn	7/27/2015	F	7	3	45,186.00	1	BNB	Traffic Control Officers Progr	Reeves Center	Wren-Perkins,Nettina C	10/1/2016		F	Reg
00037330	Traffic Control Officer	Powell,Brittany N.	7/25/2016	F	7	2	43,718.00	1	BNA	Traffic Control Officers Progr	Reeves Center	Hall,Michael D	4/19/2017		F	Term
00037341	Traffic Control Officer	Schools,Akia	4/22/2013	F	9	4	55,929.00	1	BNA	Traffic Control Officers Progr	Reeves Center	Hall,Michael D	4/19/2017		F	Reg
00037824	Traffic Control Officer	Anderson,Gerard	7/25/2016	F	7	2	43,718.00	1	BNA	Traffic Control Officers Progr	Reeves Center	Godfrey,Jason G	10/1/2016		F	Reg
00038019	Traffic Control Officer	Beeks,Wanda	8/2/2010	F	9	4	55,929.00	1	BNA	Traffic Control Officers Progr	Reeves Center	Wren-Perkins,Nettina C	6/8/2017		F	Reg
00038401	Traffic Control Officer	Bell,Dawnetta L	7/27/2015	F	7	3	45,186.00	1	BNA	Traffic Control Officers Progr	Reeves Center	Wren-Perkins,Nettina C	10/1/2016		F	Reg
00039483	Traffic Control Officer	Dublin,Taneshia R.	7/25/2016	F	7	2	43,718.00	1	BNA	Traffic Control Officers Progr	Reeves Center	Godfrey,Jason G	2/19/2017		F	Term
00042903	Traffic Control Officer	Mackell,Varche L	10/2/2017	F	7	4	46,654.00	1	BNA	Traffic Control Officers Progr	Reeves Center	Godfrey,Jason G	10/1/2016		F	Reg
00045337	Traffic Control Officer	Butler,Quintina R	7/1/2002	F	9	8	62,449.00	1	BNA	Traffic Control Officers Progr	Reeves Center	Hall,Michael D	4/19/2017		F	Reg
00045338	Traffic Control Officer	Hooks,Beverly A	9/7/2004	F	9	7	60,819.00	1	BNA	Traffic Control Officers Progr	Reeves Center	Godfrey,Jason G	10/1/2016		F	Reg
00045723	Traffic Control Officer	Craig,Cierra M	3/3/2008	F	9	6	59,189.00	1	BNA	Traffic Control Officers Progr	Reeves Center	Hall,Michael D	4/19/2017		F	Reg
00045724	Traffic Control Officer	Middleton,Comontae C	1/14/2013	F	9	4	55,929.00	1	BNA	Traffic Control Officers Progr	Reeves Center	Hall,Michael D	4/19/2017		F	Reg
00045726	Traffic Control Officer	Roa,Lucia	3/2/2009	F	9	5	57,559.00	1	BNA	Traffic Control Officers Progr	Reeves Center	Hall,Michael D	4/20/2017		F	Reg
00045727	Traffic Control Officer	Bailey,LaCresha N.	1/14/2013	F	9	4	55,929.00	1	BNA	Traffic Control Officers Progr	Reeves Center	Godfrey,Jason G	10/1/2016		F	Reg
00045728	Traffic Control Officer	Durham,Alvin C	3/3/2008	F	9	6	59,189.00	1	BNA	Traffic Control Officers Progr	Reeves Center	Hall,Michael D	4/19/2017		F	Reg
00045729	Traffic Control Officer	Lewis,John D	2/19/2008	F	9	6	59,189.00	1	BNA	Traffic Control Officers Progr	Reeves Center	Hall,Michael D	4/19/2017		F	Reg
00045730	Traffic Control Officer	Lucas,EDWARD	3/2/2009	F	9	5	57,559.00	1	BNA	Traffic Control Officers Progr	Reeves Center	Hall,Michael D	4/19/2017		F	Reg
00045731	Traffic Control Officer	Green,Carla D	2/4/2008	F	9	6	59,189.00	1	BNA	Traffic Control Officers Progr	Reeves Center	Godfrey,Jason G	10/1/2016		F	Reg
00045732	Traffic Control Officer	Williams,Roman M.	8/18/2008	F	9	6	59,189.00	1	BNA	Traffic Control Officers Progr	Reeves Center	Hall,Michael D	4/19/2017		F	Reg
00045761	Traffic Control Officer	Davis,Ruqayya R	7/19/2010	F	9	4	55,929.00	1	BNA	Traffic Control Officers Progr	Reeves Center	Hall,Michael D	4/19/2017		F	Reg
00046780	Traffic Control Officer	Hudson,Ikea E.	8/18/2008	F	9	5	57,559.00	1	BNA	Traffic Control Officers Progr	Reeves Center	Godfrey,Jason G	10/1/2016		F	Reg
00048674	Traffic Control Officer	Middleton Jr.,Raymond	12/26/2017	F	7	1	42,250.00	1	BNB	Traffic Control Officers Progr	Reeves Center	Wren-Perkins,Nettina C	11/6/2017		F	Reg
00048679	Traffic Control Officer	Simpson,LaJuan A	10/14/2008	F	9	6	59,189.00	1	BNA	Traffic Control Officers Progr	Reeves Center	Hall,Michael D	4/19/2017		F	Reg
00048681	Traffic Control Officer	Thompson,Juanita C	12/26/2017	F	7	1	42,250.00	1	BNB	Traffic Control Officers Progr	Reeves Center	Wren-Perkins,Nettina C	11/6/2017		F	Reg
00048746	Lead Traffic Control Officer	Lee,Angela	11/5/2012	F	11	4	62,333.00	1	XAA	Traffic Control Officers Progr	Reeves Center	Wren-Perkins,Nettina C	5/14/2017		F	Reg
00048747	Lead Traffic Control Officer	McElveen,Robert	4/3/2017	F	11	1	56,852.00	1	XAA	Traffic Control Officers Progr	Reeves Center	Wren-Perkins,Nettina C	6/8/2017		F	Term
00048749	Lead Traffic Control Officer	Graves,Jermont D	5/20/2013	F	11	3	60,506.00	1	XAA	Traffic Control Officers Progr	Reeves Center	Wren-Perkins,Nettina C	5/14/2017		F	Reg
00071383	Supvy Traffic Control Officer	Hall,Michael D	8/16/2010	F	12	0	75,356.00	1	MSS	Traffic Control Officers Progr	Reeves Center	Strange,James E	11/25/2017		F	Reg
00071384	Traffic Control Officer	Blount Jr.,Milton	6/21/2010	F	9	4	55,929.00	1	BNA	Traffic Control Officers Progr	Reeves Center	Wren-Perkins,Nettina C	10/1/2016		F	Reg
00088992	Lead Traffic Control Officer	Seace,Reginald	6/27/2016	F	11	1	56,852.00	1	XAA	Traffic Control Officers Progr	Reeves Center	Hall,Michael D	10/1/2016		F	Reg
00012815	Supervisory Traffic Control Of			V	11	1	76,634.00	1	MSS	Traffic Control Officers Progr	Reeves Center	Strange,James E	12/8/2017		F	Reg
00023838	Traffic Control Officer			V	7	0	42,250.00	1	BNB	Traffic Control Officers Progr	Reeves Center	Godfrey,Jason G	11/6/2017	7/12/2005	F	Reg
00026052	Traffic Control Officer			V	7	0	42,250.00	1	BNB	Traffic Control Officers Progr	Reeves Center	Wren-Perkins,Nettina C	11/6/2017		F	Reg
00026469	Traffic Control Officer			V	7	0	42,250.00	1	BNB	Traffic Control Officers Progr	Reeves Center	Wren-Perkins,Nettina C	11/6/2017		F	Reg
00088988	Lead Traffic Control Officer			V	11	0	56,852.00	1	XAA	Traffic Control Officers Progr	Reeves Center	Hall,Michael D	10/1/2016		F	Reg
00088989	Supvy Traffic Control Officer			V	12	0	90,428.00	1	MSS	Traffic Control Officers Progr	Reeves Center	Strange,James E	10/1/2016		F	Reg
00088990	Training Specialist			V	12	0	70,345.00	1	XAA	Traffic Control Officers Progr	Reeves Center	Strange,James E	6/15/2016		F	Reg
00088991	Lead Traffic Control Officer			V	11	0	56,852.00	1	XAA	Traffic Control Officers Progr	Reeves Center	Hall,Michael D	10/1/2016		F	Reg
00088993	Training Specialist			V	12	0	70,345.00	1	XAA	Traffic Control Officers Progr	Reeves Center	Strange,James E	6/15/2016		F	Reg
00004860	STREET SIGN INSTALLER MVO	Jones,Anthony L	5/24/2008	F	9	10	65,873.60	1	BNA	Traffic Services Field Operati	1338 G Street, SE	Stewart,Charles Jr	10/1/2016		F	Reg
00005562	MOTOR VEHICLE OPERATOR	Murphy,Dana	4/30/2006	F	8	10	62,608.00	1	BNB	Traffic Services Field Operati	1338 G Street, SE	Walker,Robert D	10/1/2016	5/1/2005	F	Reg
00006399	ROADWAY MAINTENANCE SUPV	Stewart,Charles Jr	6/16/2003	F	13	0	103,672.87	1	MSS	Traffic Services Field Operati	1338 G Street, SE	Elekwachi,Ogechi	11/27/2017		F	Reg
00006786	Sign Painter	Wahab,Mohammad A	5/24/2000	F	9	10	65,873.60	1	BNA	Traffic Services Field Operati	1338 G Street, SE	Waalwijk,David S	10/1/2016		F	Reg
00006817	CUSTOMER SERVICE COMM SPEC	Ali,Mafia	10/20/2014	F	9	2	48,693.00	1	XAA	Traffic Services Field Operati	1338 G Street, SE	Robinson,Suzette	5/24/2017		F	Reg
00016738	Fleet Maint. & Repair Suprvsr	Smith,Clement Eugene	8/16/2010	F	13	0	86,659.81	1	MSS	Traffic Services Field Operati	1403 W St NE	Chester,Corey	2/19/2017		F	Reg
00017386	Sign Painter	Thomas,Harold A	6/24/2002	F	9	10	65,873.60	1	BNA	Traffic Services Field Operati	1338 G Street, SE	Waalwijk,David S	10/1/2016	10/21/2003	F	Reg
00017683	STAFF ASSISTANT	Jones,Jacqueline	1/26/1985	F	11	7	67,814.00	1	XAA	Traffic Services Field Operati	1338 G Street, SE	Bulluck,Adrian	10/1/2016		F	Reg
00017726	Sign Painter	Reed,Shelley D	3/25/2002	F	9	10	65,873.60	1	BNA	Traffic Services Field Operati	1338 G Street, SE	Waalwijk,David S	10/1/2016	7/15/2005	F	Reg
00023945	MOTOR VEHICLE OPERATOR	Bailey,Brenda L	4/8/2002	F	8	10	62,608.00	1	BNB	Traffic Services Field Operati	1338 G Street, SE	Waalwijk,David S	10/1/2016		F	Reg
00025706	SUPV ENGINEERING TECH	Waalwijk,David S	1/18/2000	F	12	0	82,891.46	1	MSS	Traffic Services Field Operati	1338 G Street, SE	Elekwachi,Ogechi	11/25/2017		F	Reg
00030880	Neighborhood Maintenance Coord	Taylor,Shannon C	9/22/2014	F	12	3	74,711.00	1	XAA	Traffic Services Field Operati	1338 G Street, SE	Robinson,Suzette	8/17/2017		F	Reg
00030977	SIGN PAINTER	Wanzer,Jamie	11/14/2005	F	7	8	56,180.80	1	BNB	Traffic Services Field Operati	1338 G Street, SE	Waalwijk,David S	10/1/2016		F	Reg
00030979	Sign Painter	Saunders-Jones,Delilah E	1/9/2006	F	9	8	62,379.20	1	BNA	Traffic Services Field Operati	1338 G Street, SE	Waalwijk,David S	10/1/2016		F	Reg
00042905	STAFF ASSISTANT	Evans,Shauntia M	2/7/2005	F	11	7	67,814.00	1	XAA	Traffic Services Field Operati	1338 G Street, SE	Marcou,Matthew J	8/3/2017		F	Reg
00045132	Pavement Marking Equip Oper	Dennis,I'vah L	8/30/2010	F	10	5	60,070.40	1	BNA	Traffic Services Field Operati	1338 G Street, SE	Walker,Robert D	10/1/2016		F	Reg
00006809	Engineering Tech. (Electrical)	Thomas,Jerome	8/7/2006	F	12	5	85,530.00	1	BNA	Traffic Signal Maintenance Sec	District Dept of Transportatio	Alexander Jr.,Harvey L	4/9/2017		F	Reg
00009607	Engineering Tech. (Electrical)	Mccoy,Reginald Q	8/3/1987	F	12	7	90,254.00	1	BNA	Traffic Signal Maintenance Sec	1338 G Street, SE	Cooper,Randolph	10/1/2016		F	Reg
00011336	Engineering Tech. (Electrical)	Roa,Luis Ernesto	9/4/2007	F	12	7	90,254.00	1	BNA	Traffic Signal Maintenance Sec	District Dept of Transportatio	Raja,Ahmed W	9/3/2017		F	Reg
00025754	Engineering Tech. (Electrical)	Mcintosh,Michael T	3/7/1983	F	12	7	90,254.00	1	BNA	Traffic Signal Maintenance Sec	1338 G Street, SE	Cooper,Randolph	10/1/2016		F	Reg
00037371	Program Analyst	Greenaway,LaTasha K	11/23/2009	F	12	1	70,345.00	1	XAA	Traffic Signal Maintenance Sec	1338 G Street, SE	Elekwachi,Ogechi	11/27/2017		F	Reg
00024207	STREET SIGN INSTALLER MVO			V	9	1	50,148.80	1	BNA	Traffic Signal Maintenance Sec	1338 G Street, SE	Stewart,Charles Jr	10/1/2016	3/1/2005	F	Reg
00026250	Engineering Tech. (Electrical)			V	11	1	61,491.00	1	BNG	Traffic Signal Maintenance Sec	1338 G Street, SE	Cooper,Randolph	10/1/2016		F	Reg

00003876	TRAINING SPEC	Porter,Kayon	2/21/2017	F	13	1	81,050.00	1 XAA	Training	District Dept of Transportatio	Lane-Hailey,Juliette	10/1/2016	F	Reg	
00013125	Training Specialist	Clark,Stephanie	5/31/2016	F	12	2	72,528.00	1 XAA	Training	District Dept of Transportatio	Lane-Hailey,Juliette	10/1/2016	8/1/2005	F	Reg
00018900	Program Specialist (Training)	Alston,Charlotte C	2/17/1987	F	11	10	73,295.00	1 XAA	Training	District Dept of Transportatio	Lane-Hailey,Juliette	10/1/2016	F	Reg	
00034589	Program Support Assistant	Spencer,Tarita	10/30/2006	F	8	9	53,833.00	1 XAA	Training	District Dept of Transportatio	Lane-Hailey,Juliette	10/1/2016	F	Reg	
00044278	Cust Svc Communications Spec.	Price II,Joel M	8/2/2010	F	9	6	54,725.00	1 XAA	Training	District Dept of Transportatio	Lane-Hailey,Juliette	10/1/2016	F	Reg	
00045470	Training & Organizational Deve	Lane-Hailey,Juliette	7/13/2015	F	14	0	103,439.81	1 MSS	Training	District Dept of Transportatio	McQueen,Tia	10/1/2016	F	Reg	
00005785	Deputy Associate Director for	Egan,Sean	8/24/2015	F	15	0	126,035.00	1 MSS	Transportation Business Unit	District Dept of Transportatio	Zimbabwe,Samuel D	12/8/2017	F	Reg	
00034586	Transportation Specialist	Dingboom,Charles	3/24/2014	F	11	9	77,299.00	1 BNA	Transportation Business Unit	District Dept of Transportatio	Egan,Sean	9/3/2017	F	Reg	
00037761	Transport. Planner (Mass Trans	Chang,H Howard	2/25/2013	F	13	10	104,423.00	1 XAA	Transportation Business Unit	District Dept of Transportatio	Egan,Sean	9/3/2017	F	Reg	
00016476	Transportation Management Spec		V		12	1	70,345.00	1 XAA	Transportation Business Unit	District Dept of Transportatio	Egan,Sean	10/1/2016	F	Reg	
00021360	Transportation Management Spec		V		12	1	70,345.00	1 XAA	Transportation Business Unit	District Dept of Transportatio	Egan,Sean	10/1/2016	F	Reg	
00000386	Program Analyst	Pree,Melony A.	12/26/2006	F	12	4	76,894.00	1 XAA	Transportation Management Cent	Permits Office	Dey,Soumya S	10/24/2016	12/16/2004	F	Reg
00001463	TRAFFIC SYSTEM OPERATOR	Outing,Rayteshea C	6/16/2003	F	8	8	56,745.00	1 BNA	Transportation Management Cent	Reeves Center	Tenbrook,Charles H	5/3/2017	12/21/2005	F	Reg
00007118	TRAFFIC SYSTEM OPERATOR	Wooten,Nicole M	3/23/1999	F	8	9	58,223.00	1 BNA	Transportation Management Cent	Reeves Center	Tenbrook,Charles H	5/3/2017	12/23/2005	F	Reg
00008866	TRAFFIC SYSTEM OPERATOR	Green,Nillea D	2/19/2008	F	8	10	59,701.00	1 BNA	Transportation Management Cent	Reeves Center	Tenbrook,Charles H	5/3/2017	F	Reg	
00010139	Supervisory Transportation Ass	Brown,Victor C.	7/21/2008	F	10	10	66,700.00	1 XAA	Transportation Management Cent	District Dept of Transportatio	Tenbrook,Charles H	5/3/2017	F	Reg	
00012325	SUPV ENGINEERING TECH	Grant,Karen F	9/18/2017	F	12	0	84,686.00	1 MSS	Transportation Management Cent	Reeves Center	Lawrence,Brian	12/20/2017	F	Reg	
00012468	TRAFFIC SYSTEM OPERATOR	Kinney,Travaughn D.	1/2/2018	F	8	1	46,399.00	1 BNA	Transportation Management Cent	Reeves Center	Tenbrook,Charles H	5/3/2017	5/17/2005	F	Term
00013934	TRAFFIC SYSTEM OPERATOR	Brandon,Jasmine D	7/29/2002	F	8	9	58,223.00	1 BNA	Transportation Management Cent	Reeves Center	Tenbrook,Charles H	5/3/2017	12/23/2005	F	Reg
00015697	Transpor Asst (RO/MVO)	James,Kevin L.	10/3/2005	F	8	8	56,745.00	1 BNA	Transportation Management Cent	District Dept of Transportatio	Tenbrook,Charles H	5/3/2017	7/24/2005	F	Reg
00022470	TRAFFIC SYSTEM OPERATOR	Williams,Algernon R	11/5/2012	F	8	5	52,311.00	1 BNA	Transportation Management Cent	Reeves Center	Tenbrook,Charles H	5/3/2017	12/23/2005	F	Reg
00023125	TRAFFIC SYSTEM OPERATOR	Turner,Benjamin	1/22/2008	F	8	7	55,267.00	1 BNA	Transportation Management Cent	Reeves Center	Tenbrook,Charles H	5/3/2017	12/22/2005	F	Reg
00026292	Lead Traffic System Oper	Mcphaul Jenkins,Angela D	8/15/1988	F	9	9	64,079.00	1 BNA	Transportation Management Cent	Reeves Center	Tenbrook,Charles H	5/3/2017	6/5/2005	F	Reg
00040179	Lead Traffic System Oper	Ware Jr.,Lawrence J	11/17/2003	F	9	7	60,819.00	1 BNA	Transportation Management Cent	Reeves Center	Tenbrook,Charles H	5/3/2017	F	Reg	
00048702	Lead Traffic System Oper	Bailey,Leslie M	6/24/2002	F	9	8	62,449.00	1 BNA	Transportation Management Cent	Reeves Center	Tenbrook,Charles H	5/3/2017	F	Reg	
00015526	Program Analyst		V		11	0	56,852.00	1 XAA	Transportation Management Cent	Reeves Center	Tenbrook,Charles H	12/6/2017	12/21/2005	F	Reg
00022282	Traffic System Operator		V		7	1	42,250.00	1 BNA	Transportation Management Cent	Reeves Center	Tenbrook,Charles H	5/3/2017	F	Reg	
00042898	Program Analyst		V		11	0	56,852.00	1 XAA	Transportation Management Cent	Reeves Center	Strange,James E	12/6/2017	F	Reg	
00000874	Supvy Civil Engineer	Kaufmann,Andrew	1/12/2015	F	14	0	111,933.00	1 MSS	Transportation Operations Divi	District Dept of Transportatio	Horton,Aaron	11/21/2017	F	Reg	
00009884	Transportation Engineer	Hailemariam,Brook A	4/3/2006	F	13	8	107,334.00	1 BNA	Transportation Operations Divi	District Dept of Transportatio	Raja,Ahmed W	4/28/2017	10/21/2004	F	Reg
00018922	Supervisory Transportation Ass	Barksdale,Carlos	5/15/2006	F	10	6	60,064.00	1 XAA	Transportation Operations Divi	Reeves Center	Tenbrook,Charles H	5/3/2017	12/23/2005	F	Reg
00030898	Engineering Tech. (Electrical)	Hall,Monroe D.	10/17/2005	F	12	7	90,254.00	1 BNA	Transportation Operations Divi	District Dept of Transportatio	Alexander Jr.,Harvey L	10/1/2016	F	Reg	
00030933	Electronic Mechanic	Patrick,Eugene P	10/31/2009	F	11	9	70,782.40	1 BNA	Transportation Operations Divi	District Dept of Transportatio	Alexander Jr.,Harvey L	10/1/2016	F	Reg	
00043701	Management Analyst	Maclin,Rashele A.	2/19/2008	F	12	4	76,894.00	1 XAA	Transportation Operations Divi	District Dept of Transportatio	Robinson,Suzette	1/7/2018	F	Reg	
00045747	Supv Traffic Operations Mngr,	Strange,James E	11/13/2006	F	14	0	129,460.43	1 MSS	Transportation Operations Divi	District Dept of Transportatio	Dey,Soumya S	10/3/2016	F	Reg	
00008196	Program Analyst		V		11	0	56,852.00	1 XAA	Transportation Operations Divi	Reeves Center	Robinson,Suzette	1/9/2018	F	Reg	
00038114	Transportation Engineer		V		13	1	87,657.00	1 BNA	Transportation Operations Divi	1403 W St NE	Raboy,Kelli	2/28/2017	F	Reg	
00004332	Electrical Engineer	Safarian,Kajaz	6/19/2000	F	13	9	110,145.00	1 BNB	Transportation Services Team (District Dept of Transportatio	Wheeler,Constance G	10/1/2016	F	Reg	
00006814	Construction Control Rep (Main	Nwabueze,Victor P	12/4/2001	F	11	9	77,299.00	1 BNG	Transportation Services Team (District Dept of Transportatio	Arias-Fernandez,Arturo	3/21/2017	F	Reg	
00026698	Management Analyst	Sartin,Lanel	8/23/2004	F	12	4	76,894.00	1 XAA	Transportation Services Team (District Dept of Transportatio	Thomas,John P	2/5/2017	F	Reg	
00019954	Bicycle/Pedestrian Program Spe	Lucas,Kimberly	3/11/2013	F	13	5	91,438.00	1 XAA	Transportation Systems & Polic	District Dept of Transportatio	Sebastian,James R	7/10/2017	F	Reg	
00030967	Transportation Planner (T.D.M.	Budimir,Marina	11/2/2015	F	13	3	86,244.00	1 XAA	Transportation Systems & Polic	District Dept of Transportatio	Sebastian,James R	7/10/2017	F	Reg	
00034597	Bicycle/Pedestrian Program Spe	Branyan,George R	5/2/2005	F	13	5	91,438.00	1 XAA	Transportation Systems & Polic	District Dept of Transportatio	Sebastian,James R	7/10/2017	F	Reg	
00034838	Bicycle/Pedestrian Program Spe	Hardy Sr.,Derrick	10/7/2002	F	13	7	96,632.00	1 XAA	Transportation Systems & Polic	District Dept of Transportatio	Sebastian,James R	7/10/2017	F	Reg	
00035346	Bicycle/Pedestrian Program Spe	Goodno,Michael	11/14/2005	F	13	5	91,438.00	1 XAA	Transportation Systems & Polic	District Dept of Transportatio	Sebastian,James R	7/10/2017	F	Reg	
00001474	Supervisory Forester (Urban)	Chapman,Jack A	12/10/2007	F	13	0	86,984.53	1 MSS	UFA	District Dept of Transportatio	Eutsler,Earl C	10/9/2016	F	Reg	
00013690	Assoc Dir., Urban Forestry Adm	Eutsler,Earl C	3/22/2004	F	15	0	139,050.00	1 MSS	UFA	District Dept of Transportatio	Robinson,Suzette	10/1/2016	F	Reg	
00016053	Forester (Urban)	Schwartz,Rebecca S	10/2/2017	F	9	7	56,233.00	1 XAA	UFA	District Dept of Transportatio	Chapman,Jack A	12/5/2017	6/24/1990	F	Reg
00022496	STAFF ASSISTANT	Duncan-Hamilton,Lennita M	8/20/2001	F	11	6	65,987.00	1 XAA	UFA	District Dept of Transportatio	Eutsler,Earl C	10/9/2016	6/15/2005	F	Reg
00025449	Forester (Urban)	O'Neill,John	8/12/2013	F	12	2	72,528.00	1 XAA	UFA	District Dept of Transportatio	Mccully,Robert Duff	10/1/2016	F	Reg	
00030922	Forester (Urban)	Just,Daniel	2/23/2015	F	11	2	58,679.00	1 XAA	UFA	District Dept of Transportatio	Ertem,Munevver	10/1/2016	F	Reg	
00030931	Supervisory Forester (Urban)	Mccully,Robert Duff	2/23/2004	F	13	0	106,296.00	1 MSS	UFA	District Dept of Transportatio	Eutsler,Earl C	10/9/2016	F	Reg	
00034593	Laborer	Moyler,William E	8/10/2015	F	4	2	38,854.40	1 BNA	UFA	District Dept of Transportatio	Stewart,Charles Jr	11/22/2016	F	Reg	
00046075	Supervisory Forester (Urban)	CORLETTA,ROBERT M	7/23/2007	F	13	0	109,154.25	1 MSS	UFA	District Dept of Transportatio	Eutsler,Earl C	10/9/2016	F	Reg	
00091464	Forester (Urban)	Brew,Jabbari A.	6/12/2017	F	9	1	47,185.00	1 XAA	UFA	District Dept of Transportatio	CORLETTA,ROBERT M	12/5/2017	F	Reg	
00091465	Forester (Urban)	Grieve,Alexander J	6/12/2017	F	9	4	51,709.00	1 XAA	UFA	District Dept of Transportatio	Chapman,Jack A	6/18/2017	F	Reg	
00091466	Forester (Urban)	Doan,Samuel William	5/1/2017	F	11	4	62,333.00	1 XAA	UFA	District Dept of Transportatio	Mccully,Robert Duff	3/12/2017	F	Reg	
00024929	Laborer	Dawkins,Stanley M	9/21/2015	F	4	3	40,144.00	1 BNB	Ward 1 & 2	1403 W St NE	Wood,Leslie	6/11/2017	F	Reg	
00027064	ASPHALT WORKER LEADER	Williams,Jeffrey W	3/25/2002	F	7	9	63,232.00	1 BNB	Ward 1 & 2	1403 W St NE	Phillips,Cornelious E	6/26/2017	F	Reg	
00027118	ASPHALT WORKER	Gaines,John F	4/23/2001	F	7	9	57,740.80	1 BNA	Ward 1 & 2	1403 W St NE	Phillips,Cornelious E	6/26/2017	F	Reg	
00008008	ASPHALT WORKER LEADER	Lake,Osborne	3/16/2009	F	7	6	58,052.80	1 BNB	Ward 3 & 4	1403 W St NE	Wood,Leslie	6/28/2017	F	Reg	
00018386	MOTOR VEHICLE OPERATOR	Parker,Joseph J	10/16/2006	F	8	8	59,321.60	1 BNB	Ward 3 & 4	1403 W St NE	Phillips,Cornelious E	6/26/2017	F	Reg	
00019152	ASPHALT WORKER	Taqee,Hasan Najm	10/1/2007	F	7	6	53,060.80	1 BNA	Ward 3 & 4	1403 W St NE	Wooten,George Anthony	5/3/2017	F	Reg	
00022138	ASPHALT WORKER	Garnett,Earl	3/25/2002	F	7	9	57,740.80	1 BNB	Ward 3 & 4	1403 W St NE	Phillips,Cornelious E	7/10/2017	F	Reg	

00025640	ASPHALT WORKER	Young,Douglas	1/6/2001	F	7	9	57,740.80	1 BNA	Ward 3 & 4	1403 W St NE	Phillips,Cornelius E	6/26/2017	F	Reg	
00037201	ASPHALT WORKER	Johnson,Clifton	12/13/2008	F	7	5	51,500.80	1 BNB	Ward 3 & 4	1403 W St NE	Wooten,George Anthony	5/3/2017	F	Reg	
00022173	ASPHALT WORKER			V	7	1	45,260.80	1 BNA	Ward 3 & 4	1403 W St NE	VACANT	3/8/2017	F	Reg	
00015421	Laborer	Robinson,Justin	4/8/2013	F	4	5	42,723.20	1 BNB	Ward 5 & 6	1403 W St NE	Wood,Leslie	7/18/2017	F	Reg	
00018676	ASPHALT WORKER LEADER	Weems,Anitra T	4/23/2001	F	7	9	63,232.00	1 BNB	Ward 5 & 6	1403 W St NE	Wooten,George Anthony	7/5/2017	F	Reg	
00019987	Roadway Maintenance Supervisor	Whren,James A	2/2/2009	F	7	10	65,025.00	1 XAA	Ward 5 & 6	1403 W St NE	Lott,Joanell S	6/11/2017	F	Reg	
00036956	MOTOR VEHICLE OPERATOR	Gamble,Terrence T	11/14/2005	F	8	8	59,321.60	1 BNB	Ward 5 & 6	1403 W St NE	Phillips,Cornelius E	6/26/2017	F	Reg	
00037004	MOTOR VEHICLE OPERATOR	Davis,Gregory	8/22/2016	F	8	3	51,105.60	1 BNB	Ward 5 & 6	1403 W St NE	Wooten,George Anthony	10/22/2017	F	Reg	
00037017	ENGINEERING EQUIPMENT OPR	Butler,Marques Vincent	3/20/2006	F	11	10	72,716.80	1 BNB	Ward 5 & 6	1403 W St NE	Wood,Leslie	7/18/2017	F	Reg	
00037202	ASPHALT WORKER	Tinner,Paulette E	3/25/2002	F	7	9	57,740.80	1 BNB	Ward 5 & 6	1403 W St NE	Phillips,Cornelius E	6/26/2017	F	Reg	
00046063	MOTOR VEHICLE OPERATOR	Brown,Derrick E	8/2/2010	F	8	5	54,392.00	1 BNB	Ward 5 & 6	1403 W St NE	Wooten,George Anthony	7/5/2017	F	Reg	
00006711	ASPHALT WORKER	Jones,Derrick A	3/25/2002	F	7	9	57,740.80	1 BNA	Ward 7 & 8	1403 W St NE	Wooten,George Anthony	5/3/2017	F	Reg	
00018421	ASPHALT WORKER FOREMAN	Owens,Anthony	1/2/2001	F	6	9	60,382.40	1 XAA	Ward 7 & 8	1403 W St NE	Wooten,George Anthony	8/1/2017	F	Reg	
00023186	ASPHALT WORKER	Johnson,Brenda M	1/2/2001	F	7	9	57,740.80	1 BNA	Ward 7 & 8	1403 W St NE	Phillips,Cornelius E	6/26/2017	F	Reg	
00023979	ASPHALT WORKER LEADER	Jackson,Michael A	10/3/2005	F	7	10	64,958.40	1 BNB	Ward 7 & 8	1403 W St NE	Phillips,Cornelius E	6/26/2017	3/21/2005	F	Reg
00026576	ASPHALT WORKER LEADER	Short,Ricardo O	1/2/2001	F	7	10	64,958.40	1 BNB	Ward 7 & 8	1403 W St NE	Wooten,George Anthony	7/5/2017	F	Reg	
00030878	ASPHALT WORKER			V	7	1	45,260.80	1 BNB	Ward 7 & 8	1403 W St NE	VACANT	3/8/2017	F	Reg	
TOTAL POSITIONS PRINTED = 1163															

Fleet Inventory Report

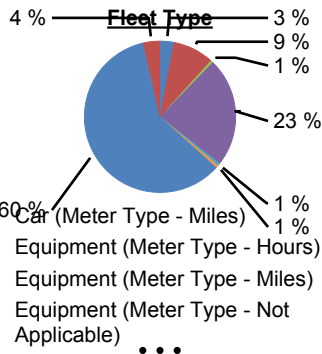
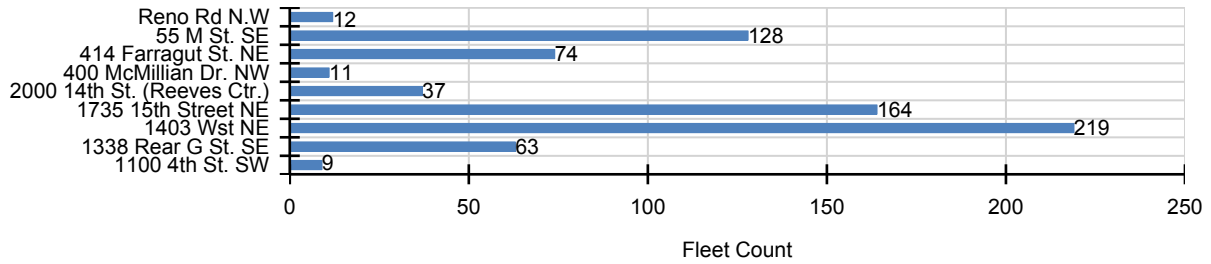


Report Generation Criteria

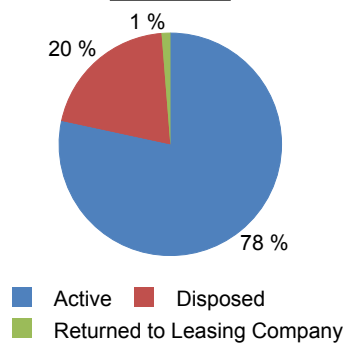
Fleet Tag: Not Entered
Fleet Department: Not Selected
Fleet Year: Not Selected
Fleet Ownership: Not Selected
Fleet Status: Not Selected

Fleet VIN #: Not Entered
Fleet Location: Not Selected
Fleet Make: Not Selected
Fleet Type: Not Selected

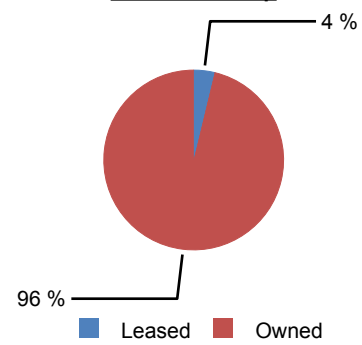
Fleet Count, Location-wise



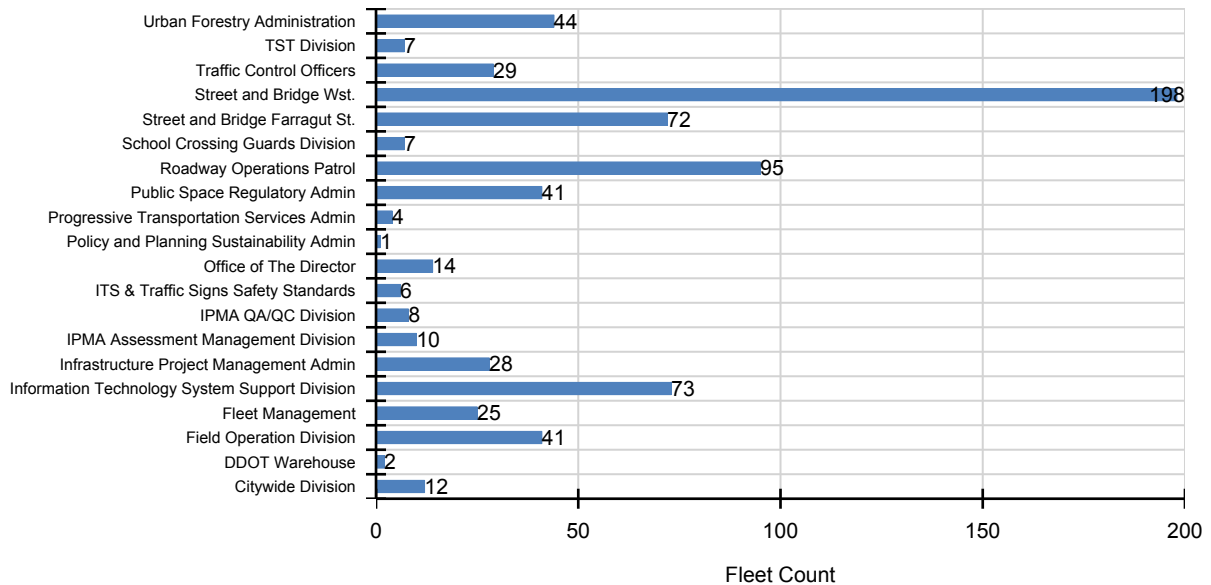
Fleet Status



Fleet Ownership



Fleet Count, Department-wise



Fleet Inventory Report



Report Generation Criteria

Fleet Tag: Not Entered
 Fleet Department: Not Selected
 Fleet Year: Not Selected
 Fleet Ownership: Not Selected
 Fleet Status: Not Selected

Fleet VIN #: Not Entered
 Fleet Location: Not Selected
 Fleet Make: Not Selected
 Fleet Type: Not Selected

Fleet Department	Fleet Location	Fleet Tag	VIN #	Make	Model	Year	Fleet Status	Replaced with Fleet Tag
Street and Bridge Wst.	1403 Wst NE	980353	1GDP7H1C1WJ520594	GMC	TC2000 Street Flusher	1998	Active	
Street and Bridge Wst.	1403 Wst NE	980365	1HTSDAAR51H366493	International	4900 6 Wheel Dump	2001	Disposed	
Street and Bridge Wst.	1403 Wst NE	980377	WDB3451101W1269	Mercedes	Unimog	1986	Active	
Field Operation Division	1338 Rear G St. SE	980450	2B7LB31Z81K554702	Dodge	Van	2001	Disposed	9810759
Urban Forestry Administration	1403 Wst NE	980523	SLP436001E0533897	JCB	Loader	2001	Active	
Street and Bridge Wst.	1403 Wst NE	980525	SLP436001E0533896	JCB	Loader	2001	Active	
Street and Bridge Wst.	1403 Wst NE	980540	SLP436001E0533904	JCB	Loader	2001	Active	
Street and Bridge Wst.	1403 Wst NE	980541	SLP436001E0533905	JCB	Loader	2001	Active	
Street and Bridge Wst.	1403 Wst NE	980553	0BNK01398	Caterpillar	Loader	2001	Active	
Street and Bridge Wst.	1403 Wst NE	980554	0BNK01386	Caterpillar	430D Loader	2001	Active	
Street and Bridge Wst.	1403 Wst NE	980555	0BNK01408	Caterpillar	430D Loader	2001	Active	
Information Technology System Support Division	1735 15th Street NE	9806003	1173	Cub-20	EU3000	2006	Active	
Information Technology System Support Division	1735 15th Street NE	9806005	1174	Cub-20	EU3000	2006	Active	
Information Technology System Support Division	1735 15th Street NE	9806012	1157	Cub-20	EU3000	2006	Active	
Information Technology System Support Division	1735 15th Street NE	9806031	1050	Cub-20	EU3000	2006	Active	
Information Technology System Support Division	1735 15th Street NE	9806070	1196	Cub-20	EU3000	2006	Active	
Information Technology System Support Division	1735 15th Street NE	9806071	1020	Cub-20	EU3000	2006	Active	
Information Technology System Support Division	1735 15th Street NE	9806106	1077	Cub-20	EU3000	2006	Active	
Information Technology System Support Division	1735 15th Street NE	9806110	1037	Cub-20	EU3000	2006	Active	
Information Technology System Support Division	1735 15th Street NE	9806111	1014	Cub-20	EU3000	2006	Active	
Information Technology System Support Division	1735 15th Street NE	9806112	1168	Cub-20	EU3000	2006	Active	
Information Technology System Support Division	1735 15th Street NE	9806185	1068	Cub-20	EU3000	2006	Active	
Information Technology System Support Division	1735 15th Street NE	9806189	1045	Cub-20	EU3000	2006	Active	
Information Technology System Support Division	1735 15th Street NE	9806190	1188	Cub-20	EU3000	2006	Active	

Fleet Inventory Report



Report Generation Criteria

Fleet Tag: Not Entered
Fleet Department: Not Selected
Fleet Year: Not Selected
Fleet Ownership: Not Selected
Fleet Status: Not Selected

Fleet VIN #: Not Entered
Fleet Location: Not Selected
Fleet Make: Not Selected
Fleet Type: Not Selected

Fleet Department	Fleet Location	Fleet Tag	VIN #	Make	Model	Year	Fleet Status	Replaced with Fleet Tag
Information Technology System Support Division	1735 15th Street NE	9806192	1049	Cub-20	EU3000	2006	Active	
Street and Bridge Wst.	1403 Wst NE	980809	5E1FS1051C000171	Ingersoll Rand	7400 Tac Truck	2001	Active	
Street and Bridge Wst.	1403 Wst NE	980818	11DBJ2732A060270	Trafcon	Trailer	2002	Disposed	
Roadway Operations Patrol	1735 15th Street NE	980819	0702SL15742	Trafcon	Trailer	2002	Active	
Street and Bridge Wst.	1403 Wst NE	980820	0702SL15741	Trafcon	Trailer	2002	Active	
Fleet Management	1735 15th Street NE	980826	1FDXW47S22ED21728	Ford	Utility Truck	2002	Active	
Public Space Regulatory Admin	55 M St. SE	980844	1GCDT13W82K205359	Chevrolet	S-10 Pickup	2002	Disposed	
Street and Bridge Wst.	1403 Wst NE	980846	CAT0012HK4XM03126	Caterpillar	Motorgrader	2002	Active	
Field Operation Division	1338 Rear G St. SE	980850	N382043	Yale	Forklift	1997	Active	
Urban Forestry Administration	1403 Wst NE	980869	2FZAABV62AK10148	Sterling	M7500	2002	Active	
Roadway Operations Patrol	1735 15th Street NE	980894	1FMPU16L41LA20869	Ford	Expedition	2001	Disposed	9811547
Urban Forestry Administration	1403 Wst NE	980896	2FZAABV62AK10148	Sterling	M7500	2002	Active	
Urban Forestry Administration	1403 Wst NE	980912	1GBP7C1C62J504414	Chevrolet	Bucket Truck	2002	Disposed	
Information Technology System Support Division	2000 14th St. (Reeves Ctr.)	980975	1FMFU16L41LA35254	Ford	Expedition	2001	Active	
Street and Bridge Wst.	1403 Wst NE	980982	11DBJ2752A060271	Eager Beaver	Trailer	2002	Active	
Urban Forestry Administration	1403 Wst NE	980987	1GBP7C1C22J5156815	GMC	T8500	2002	Disposed	
Street and Bridge Wst.	1403 Wst NE	9810128	49HAADB73DK68962	Sterling	SC8000	2002	Active	
Field Operation Division	1338 Rear G St. SE	981015	1FTSE34L02HA83885	Dodge	Van	2001	Disposed	9810758
Field Operation Division	1338 Rear G St. SE	9810153	1HTJSSKK2EH785769	International	Terrastar	2013	Active	
IPMA Assessment Management Division	55 M St. SE	9810154	JTDBU4EE2DJ116471	Toyota	Corolla LE	2013	Active	
School Crossing Guards Division	2000 14th St. (Reeves Ctr.)	9810155	2T1BU4EE6DC122723	Toyota	Corolla LE	2013	Active	
School Crossing Guards Division	2000 14th St. (Reeves Ctr.)	9810156	2T1BU4EE1DC070319	Toyota	Corolla LE	2013	Active	
Urban Forestry Administration	55 M St. SE	9810157	2T1BU4EE1DC083068	Toyota	Corolla LE	2013	Active	
Progressive Transportation Services Admin	55 M St. SE	9810158	2T1BU4EE0DC109921	Toyota	Corolla LE	2013	Active	
Information Technology System Support Division	1735 15th Street NE	981018	1FTSE34L52HA83879	Ford	Van	2002	Disposed	9811263
Progressive Transportation Services Admin	55 M St. SE	9810194	3GCUKPECXEG165936	Chevrolet	Silverado 1500	2014	Active	
Fleet Management	1735 15th Street NE	9810208	1FBSS3BL4DDA33694	Ford	E 350 15 Passenger Van	2013	Active	

Fleet Inventory Report



Report Generation Criteria

Fleet Tag: Not Entered
Fleet Department: Not Selected
Fleet Year: Not Selected
Fleet Ownership: Not Selected
Fleet Status: Not Selected

Fleet VIN #: Not Entered
Fleet Location: Not Selected
Fleet Make: Not Selected
Fleet Type: Not Selected

Fleet Department	Fleet Location	Fleet Tag	VIN #	Make	Model	Year	Fleet Status	Replaced with Fleet Tag
Traffic Control Officers	2000 14th St. (Reeves Ctr.)	9810209	1FBSS3BL2D DA33693	Ford	E 350 15 Passenger Van	2013	Active	
Street and Bridge Wst.	1403 Wst NE	9810230	112AAH2002 L057459	Eager Beaver	Trailer	2002	Active	
Street and Bridge Wst.	1403 Wst NE	9810231	1HTWHAAR4 AJ270918	International	7400 10 Wheel Dump	2010	Active	
Public Space Regulatory Admin	55 M St. SE	9810237	3TMLU4EN2D M132712	Toyota	Tacoma	2013	Active	
TST Division	55 M St. SE	9810238	3TMLU4EN6D M133863	Toyota	Tacoma	2013	Active	
Field Operation Division	1338 Rear G St. SE	9810239	3TMLU4ENX DM125426	Toyota	Tacoma	2013	Active	
Office of The Director	55 M St. SE	9810240	5TFLU4EN5D X083788	Toyota	Tacoma	2013	Active	
Street and Bridge Wst.	1403 Wst NE	9810241	3TMLU4ENX DM133056	Toyota	Tacoma	2013	Active	
Information Technology System Support Division	1338 Rear G St. SE	9810242	3TMLU4EN5D M130241	Toyota	Tacoma	2013	Active	
Information Technology System Support Division	2000 14th St. (Reeves Ctr.)	9810243	3TMLU4ENX DM130335	Toyota	Tacoma	2013	Active	
Information Technology System Support Division	1338 Rear G St. SE	9810244	3TMLU4EN4D M131464	Toyota	Tacoma	2013	Active	
Information Technology System Support Division	1338 Rear G St. SE	9810245	3TMLU4EN6D M131000	Toyota	Tacoma	2013	Active	
Infrastructure Project Management Admin	55 M St. SE	9810249	2C4RDGBG4E R213044	Dodge	Grand Caravan	2014	Active	
IPMA Assessment Management Division	55 M St. SE	9810250	2C4RDGBG6E R213045	Dodge	Grand Caravan	2014	Active	
School Crossing Guards Division	2000 14th St. (Reeves Ctr.)	9810251	2C4RDGBG2E R213043	Dodge	Grand Caravan	2014	Active	
Public Space Regulatory Admin	55 M St. SE	9810297	1C6RR7LP8D S685946	Dodge	Ram 1500 SLT	2013	Active	
Street and Bridge Wst.	1403 Wst NE	9810333	1HTSDAARX2 H526174	International	4900 6 Wheel Dump	2002	Disposed	
Public Space Regulatory Admin	55 M St. SE	981034	1GCDT13W8 2K202431	Chevrolet	S-10 Pickup	2002	Disposed	9810719
Infrastructure Project Management Admin	55 M St. SE	981035	1GCDT13W1 2K201833	Chevrolet	S-10 Pickup	2002	Disposed	
ITS & Traffic Signs Safety Standards	55 M St. SE	9810370	2C4RDGBG0E R213042	Dodge	Grand Caravan	2014	Active	
IPMA QA/QC Division	400 McMillian Dr. NW	9810371	3TMLU4EN1D M131163	Toyota	Tacoma	2013	Active	
Street and Bridge Wst.	1403 Wst NE	9810413	1F8W3B68EE A80727	Ford	F-350	2014	Active	
Street and Bridge Wst.	1403 Wst NE	9810414	1FT8W3B62E EA87317	Ford	F-350	2014	Active	
Street and Bridge Wst.	414 Farragut St. NE	9810416	1FT8W3B66E EA80726	Ford	F-350	2014	Active	
Field Operation Division	1338 Rear G St. SE	9810552	5TFLU4EN8F X113031	Toyota	Tacoma	2015	Active	
Street and Bridge Farragut St.	414 Farragut St. NE	9810553	5TFLU4EN0F X113279	Toyota	Tacoma	2015	Active	
Public Space Regulatory Admin	55 M St. SE	9810554	5TFLU4EN6F X112895	Toyota	Tacoma	2015	Active	

Fleet Inventory Report



Report Generation Criteria

Fleet Tag: Not Entered
Fleet Department: Not Selected
Fleet Year: Not Selected
Fleet Ownership: Not Selected
Fleet Status: Not Selected

Fleet VIN #: Not Entered
Fleet Location: Not Selected
Fleet Make: Not Selected
Fleet Type: Not Selected

Fleet Department	Fleet Location	Fleet Tag	VIN #	Make	Model	Year	Fleet Status	Replaced with Fleet Tag
Office of The Director	55 M St. SE	9810591	2TIBURHEXE C229098	Toyota	Corolla LE	2014	Active	
Urban Forestry Administration	55 M St. SE	9810592	3TMUL4EN5E M159999	Toyota	Pick-up	2014	Active	
Public Space Regulatory Admin	55 M St. SE	981064	1GCDT13W7 2K202436	Chevrolet	S-10 Pickup	2002	Disposed	9811204
Office of The Director	55 M St. SE	9810660	2C4RDGBG3E R290861	Dodge	Grand Caravan	2014	Active	
Urban Forestry Administration	1403 Wst NE	9810676	5TFLU4EN5F X112404	Toyota	Tacoma	2015	Active	
Urban Forestry Administration	1403 Wst NE	981068	1HTSCABN62 H529426	International	Bucket Truck	2002	Active	
Citywide Division	55 M St. SE	9810696	5TFLU4EN6F X112086	Toyota	Tacoma	2015	Active	
Citywide Division	55 M St. SE	9810711	5TFLU4EN4F X112359	Toyota	Tacoma	2015	Active	
Public Space Regulatory Admin	55 M St. SE	9810714	5TFLU4EN6F X112198	Toyota	Tacoma	2015	Active	
Public Space Regulatory Admin	55 M St. SE	9810719	5TFLU4EN1F X113310	Toyota	Tacoma	2015	Active	
Public Space Regulatory Admin	1100 4th St. SW	981074	1GCDT13W0 2K205369	Chevrolet	S-10 Pickup	2002	Disposed	
Field Operation Division	1338 Rear G St. SE	9810758	1FDSE3EL6E DB18239	Ford	E-350 Superduty	2014	Active	
Field Operation Division	1338 Rear G St. SE	9810759	1FDSE3EL4E DB18241	Ford	E-350 Superduty	2014	Active	
Street and Bridge Wst.	1403 Wst NE	9810765	1HTSDAARX1 H366506	International	4900 6 Wheel Dump	2001	Active	
Street and Bridge Wst.	1403 Wst NE	9810767	1HTWHAAR7 AJ270914	International	7400 10 Wheel Dump	2010	Active	
Street and Bridge Wst.	1403 Wst NE	9810768	1HTWHAAR2 AJ270917	International	7400 10 Wheel Dump	2010	Active	
Street and Bridge Wst.	1403 Wst NE	9810769	1HTSDAARX2 H526157	International	4900 6 Wheel Dump	2002	Disposed	
Street and Bridge Wst.	1403 Wst NE	9810770	1HTWHAAR0 AJ270916	International	7400 10 Wheel Dump	2010	Active	
Street and Bridge Wst.	1403 Wst NE	9810772	49HAADB53 DK68961	Sterling	SC8000	2003	Active	
Street and Bridge Farragut St.	414 Farragut St. NE	9810773	1HTWAAAR1 9J107885	International	7400 6 Wheel Dump	2009	Active	
Street and Bridge Wst.	1403 Wst NE	9810774	1FDAW57R48 EC78642	Ford	F-550	2008	Disposed	9811760
Street and Bridge Farragut St.	414 Farragut St. NE	9810775	1HTSDAAR61 H366504	International	4900 6 Wheel Dump	2001	Disposed	
Street and Bridge Wst.	1403 Wst NE	9810778	1HTWXAH75 8J669027	International	7600SFA 10 Wheel Dump	2008	Active	
Street and Bridge Wst.	1403 Wst NE	9810779	1HTSDAAR02 H526149	International	4900 6 Wheel Dump	2002	Active	
Street and Bridge Wst.	1403 Wst NE	9810780	1FDAW57R38 EC78647	Ford	F-550	2008	Active	
Street and Bridge Farragut St.	414 Farragut St. NE	9810781	1HTWAAAR9 9J107892	International	7400 6 Wheel Dump	2009	Active	
Traffic Control Officers	2000 14th St. (Reeves Ctr.)	9810833	1GAZFG6F11 27701	Chevrolet	Express Van	2015	Active	
Traffic Control Officers	2000 14th St. (Reeves Ctr.)	9810834	1GAZGZFG7F 1130722	Chevrolet	Express Van	2015	Active	
School Crossing Guards Division	2000 14th St. (Reeves Ctr.)	9810835	2T1BURHE5F C329275	Toyota	Corolla LE	2015	Active	
Street and Bridge Wst.	1403 Wst NE	9810843	1FDAF57R88 EB77988	Ford	F-550	2008	Active	
Roadway Operations Patrol	1735 15th Street NE	9810858	5F12S1017G 1009766	Wanco INC.	Solar Trailer	2016	Active	

Fleet Inventory Report



Report Generation Criteria

Fleet Tag: Not Entered
Fleet Department: Not Selected
Fleet Year: Not Selected
Fleet Ownership: Not Selected
Fleet Status: Not Selected

Fleet VIN #: Not Entered
Fleet Location: Not Selected
Fleet Make: Not Selected
Fleet Type: Not Selected

Fleet Department	Fleet Location	Fleet Tag	VIN #	Make	Model	Year	Fleet Status	Replaced with Fleet Tag
Roadway Operations Patrol	1735 15th Street NE	9810859	5F12S1019G1009767	Wanco INC.	Solar Trailer	2016	Active	
Roadway Operations Patrol	1735 15th Street NE	9810860	5F12S1010G1009768	Wanco INC.	Solar Trailer	2016	Active	
Roadway Operations Patrol	1735 15th Street NE	9810861	5F12S1012G1009769	Wanco INC.	Solar Trailer	2016	Active	
Roadway Operations Patrol	1735 15th Street NE	9810862	3F12S1019G1009770	Wanco INC.	Solar Trailer	2016	Active	
Roadway Operations Patrol	1735 15th Street NE	9810863	5F12S1010G1009771	Wanco INC.	Solar Trailer	2016	Active	
Roadway Operations Patrol	1735 15th Street NE	9810864	5F12S1012G1009772	Wanco INC.	Solar Trailer	2016	Active	
Roadway Operations Patrol	1735 15th Street NE	9810865	5F12S1014G1009773	Wanco INC.	Solar Trailer	2016	Active	
Roadway Operations Patrol	1735 15th Street NE	9810866	5F12S1016G1009774	Wanco INC.	Solar Trailer	2016	Active	
Roadway Operations Patrol	1735 15th Street NE	9810867	5F12S1018G1009775	Wanco INC.	Solar Trailer	2016	Active	
Roadway Operations Patrol	1735 15th Street NE	9810868	5F12S101XG1009776	Wanco INC.	Solar Trailer	2016	Active	
Roadway Operations Patrol	1735 15th Street NE	9810869	5F12S1011G009777	Wanco INC.	Solar Trailer	2016	Active	
Roadway Operations Patrol	1735 15th Street NE	9810870	5F12S1013G1009778	Wanco INC.	Solar Trailer	2016	Active	
Roadway Operations Patrol	1735 15th Street NE	9810871	5F12S1015G1009779	Wanco INC.	Solar Trailer	2016	Active	
Roadway Operations Patrol	1735 15th Street NE	9810872	5F12S1011G1009780	Wanco INC.	Solar Trailer	2016	Active	
Roadway Operations Patrol	1735 15th Street NE	9810873	5F12S1013G1009781	Wanco INC.	Solar Trailer	2016	Active	
Roadway Operations Patrol	1735 15th Street NE	9810874	5F12S1015G1009782	Wanco INC.	Solar Trailer	2016	Active	
Roadway Operations Patrol	1735 15th Street NE	9810875	5F12S1017G1009783	Wanco INC.	Solar Trailer	2016	Active	
Roadway Operations Patrol	1735 15th Street NE	9810876	5F12S1019G1009784	Wanco INC.	Solar Trailer	2016	Active	
Street and Bridge Wst.	1403 Wst NE	9810934	1FDAW57R28EC78641	Ford	F-550	2008	Active	
Street and Bridge Wst.	1403 Wst NE	9811010	1FDAF57R39EA26530	Ford	F-550	2009	Active	
Field Operation Division	1338 Rear G St. SE	9811038	3GCUKPEC3FG342909	Chevrolet	Silverado 1500	2015	Active	
Public Space Regulatory Admin	55 M St. SE	9811040	3GCUKPEC1FG357439	Chevrolet	TCW	2015	Active	
Information Technology System Support Division	1735 15th Street NE	981113	1K9BS08111K118197	Smart	Trailer	2001	Active	
Information Technology System Support Division	1735 15th Street NE	981115	1K9BS08131K118199	Smart	Trailer	2001	Active	
Information Technology System Support Division	1735 15th Street NE	981116	1K9BS08131K118203	Smart	Trailer	2001	Disposed	9810858
Information Technology System Support Division	1735 15th Street NE	981118	1K9BS08111K118202	Smart	Trailer	2001	Active	
Public Space Regulatory Admin	55 M St. SE	981119	1GCHK24U91Z267494	Chevrolet	Blazer	2002	Disposed	988828
ITS & Traffic Signs Safety Standards	1338 Rear G St. SE	9811199	1C6RR7FG7FS790105	Dodge	1500 Pickup	2015	Active	
Traffic Control Officers	2000 14th St. (Reeves Ctr.)	9811200	1C6RR7FG3FS790103	Dodge	RAM ST 4x4 1500	2015	Active	

Fleet Inventory Report



Report Generation Criteria

Fleet Tag: Not Entered
 Fleet Department: Not Selected
 Fleet Year: Not Selected
 Fleet Ownership: Not Selected
 Fleet Status: Not Selected

Fleet VIN #: Not Entered
 Fleet Location: Not Selected
 Fleet Make: Not Selected
 Fleet Type: Not Selected

Fleet Department	Fleet Location	Fleet Tag	VIN #	Make	Model	Year	Fleet Status	Replaced with Fleet Tag
Traffic Control Officers	2000 14th St. (Reeves Ctr.)	9811201	1C6RR7FG3F S790098	Dodge	RAM ST 4x4 1500	2015	Active	
Infrastructure Project Management Admin	55 M St. SE	9811202	1C6RR7FG9F S790106	Dodge	RAM ST 4x4 1500	2015	Active	
IPMA Assessment Management Division	55 M St. SE	9811203	1C6RR7FGXS 790101	Dodge	RAM ST 4x4 1500	2015	Active	
Progressive Transportation Services Admin	55 M St. SE	9811204	1C6RR7FG4F S790109	Dodge	RAM ST 4x4 1500	2015	Active	
Infrastructure Project Management Admin	55 M St. SE	9811205	1C6RR7FG2F S790108	Dodge	RAM ST 4x4 1500	2015	Active	
Infrastructure Project Management Admin	55 M St. SE	9811206	1C6RR7FG1F S790102	Dodge	RAM ST 4x4 1500	2015	Active	
IPMA Assessment Management Division	55 M St. SE	9811207	1C6RR7FG0F S790107	Dodge	RAM ST 4x4 1500	2015	Active	
Infrastructure Project Management Admin	55 M St. SE	9811208	1C6RR7FG5F S790104	Dodge	RAM ST 4x4 1500	2015	Active	
Infrastructure Project Management Admin	55 M St. SE	9811209	1C6RR7FG5F S790099	Dodge	Ram 1500 SLT	2015	Active	
IPMA QA/QC Division	400 McMillian Dr. NW	9811210	1C6RR7FG8F S790100	Dodge	1500 Pickup	2015	Active	
Street and Bridge Wst.	1403 Wst NE	9811256	3C63R3GL9G G156779	Dodge	RAM 3500 4x4 crewcab	2016	Active	
Street and Bridge Wst.	1403 Wst NE	9811257	3C63R3GL9G G156782	Dodge	RAM 3500 4x4 crewcab	2016	Active	
Street and Bridge Wst.	1403 Wst NE	9811258	3C63R3GL7G G156778	Dodge	RAM 3500 4x4 crewcab	2016	Active	
Street and Bridge Wst.	1403 Wst NE	9811259	3C63R3GL7G G156781	Dodge	RAM 3500 4x4 crewcab	2016	Active	
Street and Bridge Wst.	1403 Wst NE	9811260	3C63R3GL6G G156767	Dodge	RAM 3500 4x4 crewcab	2016	Active	
Street and Bridge Wst.	1403 Wst NE	9811261	3C63R3GL0G G156783	Dodge	RAM 3500 4x4 crewcab	2016	Active	
Street and Bridge Wst.	1403 Wst NE	9811262	3C63R3GL5G G156780	Dodge	RAM 3500 4x4 crewcab	2016	Active	
Information Technology System Support Division	1735 15th Street NE	9811263	1C6RR7KG2G S137379	Dodge	RAM ST 4x4 1500	2015	Active	
Roadway Operations Patrol	1735 15th Street NE	9811268	3C7WRDAJ2 GG100852	Dodge	RAM 3500 4x4 crewcab	2016	Active	
Street and Bridge Wst.	1403 Wst NE	9811476	1HTSDAAR12 H505536	International	4900 6 Wheel Dump	2002	Disposed	
Street and Bridge Wst.	1403 Wst NE	9811477	1HTSDAARX1 H366506	International	4900 6 Wheel Dump	2001	Disposed	
Street and Bridge Wst.	1403 Wst NE	9811478	1HTSDAAR02 H526149	International	4900 6 Wheel Dump	2002	Disposed	
Street and Bridge Wst.	1403 Wst NE	9811495	1FDAF57R68 EB52251	Ford	F-550	2008	Active	
Street and Bridge Wst.	1403 Wst NE	9811496	CAT0938MPJ 3R02502	Caterpillar	Loader	2016	Active	
Street and Bridge Wst.	1403 Wst NE	9811529	1FVACYCY53 HHJA5155	Freight Liner	M2106V 6 Wheel Dump	2017	Active	
Street and Bridge Wst.	1403 Wst NE	9811530	1FVACYCY5H HJA5156	Freight Liner	M2106V 6 Wheel Dump	2017	Active	

Fleet Inventory Report



Report Generation Criteria

Fleet Tag: Not Entered
 Fleet Department: Not Selected
 Fleet Year: Not Selected
 Fleet Ownership: Not Selected
 Fleet Status: Not Selected

Fleet VIN #: Not Entered
 Fleet Location: Not Selected
 Fleet Make: Not Selected
 Fleet Type: Not Selected

Fleet Department	Fleet Location	Fleet Tag	VIN #	Make	Model	Year	Fleet Status	Replaced with Fleet Tag
Street and Bridge Wst.	1403 Wst NE	9811531	1FVACYCY7H HJA5157	Freight Liner	M2106V 6 Wheel Dump	2017	Active	
Street and Bridge Wst.	1403 Wst NE	9811532	1FVACYCY9H HJA5158	Freight Liner	M2106V 6 Wheel Dump	2017	Active	
Information Technology System Support Division	1338 Rear G St. SE	9811535	1FDAF56P95 EC17129	Ford	F-550 Bucket Truck	2005	Active	
Roadway Operations Patrol	1735 15th Street NE	9811546	3C7WRTAL5 GG221211	Dodge	RAM 3500 4x4 crewcab	2016	Active	
Roadway Operations Patrol	1735 15th Street NE	9811547	3C7WRTAL6 GG221220	Dodge	RAM 3500 4x4 crewcab	2016	Active	
Roadway Operations Patrol	1735 15th Street NE	9811548	3C7WRTAL8 GG221168	Dodge	RAM 3500 4x4 crewcab	2016	Active	
Roadway Operations Patrol	1735 15th Street NE	9811549	3C7WRTALX GG221169	Dodge	RAM 3500 4x4 crewcab	2016	Active	
Street and Bridge Wst.	1403 Wst NE	9811562	1HTWHAAR9 AJ270915	International	7400 10 Wheel Dump	2010	Active	
Street and Bridge Wst.	1403 Wst NE	9811563	1HTWCAAR1 3J061783	International	7400 Tac Truck	2002	Active	
Street and Bridge Wst.	1403 Wst NE	9811564	1FDAW57R18 EC71597	Ford	F-550	2008	Active	
Street and Bridge Farragut St.	414 Farragut St. NE	9811565	1HTWXAH1 8J669025	International	7600SFA 10 Wheel Dump	2008	Active	
Street and Bridge Wst.	1403 Wst NE	9811566	1HTWHAAR5 AJ270913	International	7400 10 Wheel Dump	2010	Active	
Roadway Operations Patrol	1735 15th Street NE	981157	5F12S1015G 1009765	Wanco INC.	Solar Trailer	2016	Active	
Street and Bridge Farragut St.	414 Farragut St. NE	9811586	1HTSCABM3Y H223400	International	4700 6 Wheel Dump	2000	Active	
Street and Bridge Farragut St.	414 Farragut St. NE	9811587	1FDAW57R78 EA16159	Ford	F-550	2008	Active	
Street and Bridge Farragut St.	414 Farragut St. NE	9811588	1FTWF31R48 EC90801	Ford	F-350	2008	Active	
Street and Bridge Farragut St.	414 Farragut St. NE	9811589	1FVACYBS0C HBV2429	Freight Liner	M2106V 6 Wheel Dump	2012	Active	
Street and Bridge Farragut St.	414 Farragut St. NE	9811590	1FDAW57R38 EC78633	Ford	F-550	2008	Active	
Street and Bridge Farragut St.	414 Farragut St. NE	9811591	1HTSDAAR91 H356047	International	4900 6 Wheel Dump	2001	Active	
Street and Bridge Wst.	1403 Wst NE	9811592	1FDAF57R88 EB01704	Ford	F-550	2008	Active	
Street and Bridge Farragut St.	414 Farragut St. NE	9811593	1HTWAAAR7 9J107874	International	7400 6 Wheel Dump	2009	Active	
Street and Bridge Wst.	1403 Wst NE	9811594	1HTWHAAR6 AJ270919	International	7400 10 Wheel Dump	2010	Active	
Street and Bridge Farragut St.	414 Farragut St. NE	9811595	1FDAW57R58 EA16158	Ford	F-550	2008	Active	
Street and Bridge Farragut St.	414 Farragut St. NE	9811604	1GCP7H1C0 WJ514043	GMC	C8500 6 Wheel Dump Tanker	1998	Active	
Street and Bridge Wst.	1403 Wst NE	9811605	1F9P21729H 5339072	Falcon	Trailer	2017	Active	
Street and Bridge Wst.	1403 Wst NE	9811606	1F9P21728H 5339069	Falcon	Trailer	2017	Active	
Street and Bridge Wst.	1403 Wst NE	9811608	1F9P21725H 5339070	Falcon	Trailer	2017	Active	
Roadway Operations Patrol	1735 15th Street NE	9811617	1GC3KZC85B F190777	Chevrolet	Duramax	2011	Active	
Traffic Control Officers	2000 14th St. (Reeves Ctr.)	9811633	1GCGTDEN8 H1224897	Chevrolet	Colorado Crew Cab	2017	Active	
Traffic Control Officers	2000 14th St. (Reeves Ctr.)	9811634	1GCGTDEN1 H1222585	Chevrolet	Colorado Crew Cab	2017	Active	

Fleet Inventory Report



Report Generation Criteria

Fleet Tag: Not Entered
Fleet Department: Not Selected
Fleet Year: Not Selected
Fleet Ownership: Not Selected
Fleet Status: Not Selected

Fleet VIN #: Not Entered
Fleet Location: Not Selected
Fleet Make: Not Selected
Fleet Type: Not Selected

Fleet Department	Fleet Location	Fleet Tag	VIN #	Make	Model	Year	Fleet Status	Replaced with Fleet Tag
Traffic Control Officers	2000 14th St. (Reeves Ctr.)	9811635	1GCGTDEN9 H1222639	Chevrolet	Colorado Crew Cab	2017	Active	
Traffic Control Officers	2000 14th St. (Reeves Ctr.)	9811636	1GCGTDEN2 H1221316	Chevrolet	Colorado Crew Cab	2017	Active	
Street and Bridge Farragut St.	414 Farragut St. NE	9811637	1HTWAAAR2 9J107877	International	7400 6 Wheel Dump	2009	Active	
Street and Bridge Wst.	1403 Wst NE	9811758	1FT8W3DT3 HEE29090	Ford	E-350 Superduty	2017	Active	
Street and Bridge Wst.	1403 Wst NE	9811759	1FT8W3DT9 HEE29093	Ford	E-350 Superduty	2017	Active	
Street and Bridge Wst.	1403 Wst NE	9811760	1FT8W3DT4 HEE09964	Ford	E-350 Superduty	2017	Active	
Street and Bridge Wst.	1403 Wst NE	9811761	1FT8W3DT7 HEE29092	Ford	F-350	2017	Active	
Street and Bridge Wst.	1403 Wst NE	9811762	1FT8W3DT0 HEE29094	Ford	F-350	2017	Active	
Street and Bridge Wst.	1403 Wst NE	9811763	1FT8W3DT3 HEE09969	Ford	F-350	2017	Active	
Street and Bridge Wst.	1403 Wst NE	9811764	1FT8W3DT8 HEE09966	Ford	F-350	2017	Active	
Street and Bridge Wst.	1403 Wst NE	9811765	1FT8W3DT6 HEE09965	Ford	F-350	2017	Active	
Street and Bridge Wst.	1403 Wst NE	9811766	1FT8W3DT1 HEE09968	Ford	E-350 Superduty	2017	Active	
Street and Bridge Farragut St.	414 Farragut St. NE	9811767	1FT8W3DT2 HEE09963	Ford	F-350	2017	Active	
Street and Bridge Wst.	1403 Wst NE	9811768	1GT8W3DT7 HEE29089	Ford	F-350	2017	Active	
Street and Bridge Wst.	1403 Wst NE	9811769	1FT8W3DT5 HEE29091	Ford	E-350 Superduty	2017	Active	
Street and Bridge Wst.	1403 Wst NE	9811770	1FT8W3DTX HEE09967	Ford	F-350	2017	Active	
Public Space Regulatory Admin	1100 4th St. SW	9811785	3TMCZ5AN6 HM100042	Toyota	4x4 pickup	2017	Active	984880
Infrastructure Project Management Admin	400 McMillian Dr. NW	9811786	5TFCZ5AN6H X105459	Toyota	4x4 pickup	2017	Active	982500
Public Space Regulatory Admin	55 M St. SE	9811787	3TMCZ5AN9 H100365	Toyota	4x4 pickup	2017	Active	982418
Fleet Management	1735 15th Street NE	9811788	3TMCZ5AN4 HM093592	Toyota	4x4 pickup	2017	Active	984871
Infrastructure Project Management Admin	55 M St. SE	9811789	5TFCZ5AN0H X101729	Toyota	4x4 pickup	2017	Active	981993
Public Space Regulatory Admin	55 M St. SE	9811790	3TMCZ5AN9 HM086900	Toyota	4x4 pickup	2017	Active	982505
Street and Bridge Farragut St.	55 M St. SE	9811791	5TFCZANXHX 104606	Toyota	4x4 pickup	2017	Active	
Citywide Division	55 M St. SE	9811792	3TMCZ5AN5 HM090149	Toyota	4x4 pickup	2017	Active	984887
Fleet Management	1735 15th Street NE	9811793	3TMCZ5AN7 HM105895	Toyota	4x4 pickup	2017	Active	984867
Roadway Operations Patrol	1735 15th Street NE	981181	1FCLF49L62 HA80671	Ford	Ultimaster	2002	Active	
Street and Bridge Wst.	1403 Wst NE	9811813	3C7WRNEL8 HG773356	Dodge	F-550	2017	Active	
Street and Bridge Wst.	1403 Wst NE	9811814	3C7WRNELX HG773357	Dodge	F-550	2017	Active	
Street and Bridge Wst.	1403 Wst NE	9811815	3C7WRNEL1 HG773358	Dodge	F-550	2017	Active	
Street and Bridge Wst.	1403 Wst NE	9811816	3C7WRNEL3 HG773359	Dodge	F-550	2017	Active	

Fleet Inventory Report



Report Generation Criteria

Fleet Tag: Not Entered
 Fleet Department: Not Selected
 Fleet Year: Not Selected
 Fleet Ownership: Not Selected
 Fleet Status: Not Selected

Fleet VIN #: Not Entered
 Fleet Location: Not Selected
 Fleet Make: Not Selected
 Fleet Type: Not Selected

Fleet Department	Fleet Location	Fleet Tag	VIN #	Make	Model	Year	Fleet Status	Replaced with Fleet Tag
Street and Bridge Wst.	1403 Wst NE	9811817	3C7WRNELX HG773360	Dodge	F-550	2017	Active	
Public Space Regulatory Admin	1100 4th St. SW	9811818	3TMCZ5AN9 HM106868	Toyota	4x4 pickup	2017	Active	
Information Technology System Support Division	55 M St. SE	9811819	3TMCZ5AN1 HM107187	Toyota	4x4 pickup	2017	Active	
Street and Bridge Wst.	1403 Wst NE	981182	10164052108 2	Bomag	BW161AD-2 Roller	2002	Active	
Infrastructure Project Management Admin	400 McMillian Dr. NW	9811820	3TMCZ5AN6 HM106293	Toyota	4x4 pickup	2017	Active	
Infrastructure Project Management Admin	55 M St. SE	9811821	3TMCZ5AN7 HM106156	Toyota	4x4 pickup	2017	Active	
Urban Forestry Administration	1403 Wst NE	9811822	3TMCZ5AN1 HM106881	Toyota	4x4 pickup	2017	Active	
Urban Forestry Administration	55 M St. SE	9811823	3TMCZ5AN0 HM106645	Toyota	4x4 pickup	2017	Active	
Urban Forestry Administration	55 M St. SE	9811824	3TMCZ5AN5 HM106401	Toyota	4x4 pickup	2017	Active	
Urban Forestry Administration	55 M St. SE	9811825	3CMCZ5AN1 HM106508	Toyota	4x4 pickup	2017	Active	
Street and Bridge Wst.	1403 Wst NE	981183	10164052118 3	Bomag	BW161AD-2 Roller	2002	Active	
Street and Bridge Wst.	1403 Wst NE	9811858	1F9P21720H M339144	Falcon	Hot Box Trailers	2017	Active	
Street and Bridge Wst.	1403 Wst NE	9811859	1F9P21727H M339142	Falcon	Hot Box Trailers	2017	Active	
Street and Bridge Wst.	414 Farragut St. NE	9812809	1FDAF56P9U EA84182	Ford	F-550 Welding Truck	2004	Active	
Street and Bridge Wst.	1403 Wst NE	981281	1HTMMAAN1 3H565873	International	4300SBA 4x2 Utility Truck	2003	Active	
Street and Bridge Farragut St.	414 Farragut St. NE	9812824	1HTWAAAR7 9J107888	International	7400 6 Wheel Dump	2009	Active	
Public Space Regulatory Admin	1100 4th St. SW	9812880	2T1BURHE2H C824987	Toyota	Corolla LE	2017	Active	
Information Technology System Support Division	1338 Rear G St. SE	9812931	1FTEW1E8XH KE40784	Ford	F-150	2018	Active	
Field Operation Division	1338 Rear G St. SE	9812932	1FTEW1E86H KE40782	Ford	F-150 4x4	2017	Active	
Field Operation Division	1338 Rear G St. SE	9812933	1FTEW1E85H KE40787	Ford	F-150	2017	Active	
Information Technology System Support Division	1735 15th Street NE	9812934	1FTEW1E83H KE40786	Ford	F-150	2017	Active	
Information Technology System Support Division	1338 Rear G St. SE	9812935	1FTEW1E88H KE40783	Ford	F-150	2017	Active	
Information Technology System Support Division	1338 Rear G St. SE	9812936	1FTEW1E87H KE40788	Ford	F-150	2017	Active	
Field Operation Division	1338 Rear G St. SE	9812937	1FTEW1E81H KE40785	Ford	F-150	2017	Active	
Street and Bridge Wst.	1403 Wst NE	9812956	1F9P21722H M339145	Falcon	Hot Box Trailers	2017	Active	
Street and Bridge Wst.	1403 Wst NE	9812957	1F9P21729H M339143	Falcon	Hot Box Trailers	2017	Active	
Street and Bridge Wst.	1403 Wst NE	981393	40366DLD	Lee Boy Motorgrader	Paver	2003	Active	

Fleet Inventory Report



Report Generation Criteria

Fleet Tag: Not Entered
 Fleet Department: Not Selected
 Fleet Year: Not Selected
 Fleet Ownership: Not Selected
 Fleet Status: Not Selected

Fleet VIN #: Not Entered
 Fleet Location: Not Selected
 Fleet Make: Not Selected
 Fleet Type: Not Selected

Fleet Department	Fleet Location	Fleet Tag	VIN #	Make	Model	Year	Fleet Status	Replaced with Fleet Tag
Roadway Operations Patrol	1735 15th Street NE	981462	1GCHG39UX41141048	Chevrolet	3500	2004	Active	
Street and Bridge Wst.	1403 Wst NE	981547	570218	New Holland	LW170	2002	Active	
Street and Bridge Wst.	1403 Wst NE	98170H	VF0085	Ingersoll Rand	Roller	2005	Active	
Street and Bridge Wst.	1403 Wst NE	981728	AC210110MD	Kubota	Generator	2002	Active	
Street and Bridge Wst.	1403 Wst NE	981730	1HTWCAAR33J061784	International	7400 Tar Patch 4x4	2002	Active	
Street and Bridge Wst.	1403 Wst NE	981731	1HTWCAAR53J061785	International	7400 Tar Patch 4x4	2002	Active	
Street and Bridge Wst.	1403 Wst NE	981732	1HTWCAAR73J061786	International	7400 Tar Patch 4x4	2002	Active	
Street and Bridge Wst.	1403 Wst NE	981733	332865UJM789	Ingersoll Rand	Light Tower	2002	Active	
Street and Bridge Wst.	1403 Wst NE	981734	AC210111MD	Kubota	Generator	2002	Active	
Street and Bridge Wst.	1403 Wst NE	981746	332868UJM789	Ingersoll Rand	Light Tower	2002	Active	
Urban Forestry Administration	1403 Wst NE	981977	1VRN151U621000843	Vermeer	Stump Grinder	2002	Active	
Infrastructure Project Management Admin	55 M St. SE	981993	1GCDT13X63K146760	Chevrolet	S-10 Pickup	2003	Disposed	
Infrastructure Project Management Admin	55 M St. SE	981994	1GCDT13X23K146934	Chevrolet	S-10 Pickup	2003	Disposed	
Fleet Management	1735 15th Street NE	982167	7300-2167	Tennant	Scubber	2004	Disposed	
Street and Bridge Wst.	1403 Wst NE	982176	4GM1A091031520043	Solar Tech	Trailer	2003	Disposed	
Street and Bridge Farragut St.	414 Farragut St. NE	982178	4V2DC6CE73N352001	Volvo	Flusher Truck	2003	Active	
Information Technology System Support Division	1735 15th Street NE	982325	4AGAU10S6WC027500	Radar	Trailer	1998	Active	
Information Technology System Support Division	1735 15th Street NE	982326	4AGAU10S3WC027499	Radar	Trailer	1998	Active	
Street and Bridge Wst.	1403 Wst NE	982337	4GM1A091531520037	Solar Tech	Trailer	2003	Active	
Roadway Operations Patrol	1735 15th Street NE	982338	4GM1A091931520039	Solar Tech	Trailer	2003	Disposed	9810859
Street and Bridge Wst.	1403 Wst NE	982339	1HTMPAFN63H601332	International	Sweeper	2003	Disposed	
Office of The Director	55 M St. SE	982411	1GCDT13X03K178345	Chevrolet	S-10 Pickup	2003	Active	
Infrastructure Project Management Admin	55 M St. SE	982414	1GCDT13X03K177941	Chevrolet	S-10 Pickup	2003	Active	
Information Technology System Support Division	1338 Rear G St. SE	982415	1GCDT13X73K177919	Chevrolet	S-10 Pickup	2003	Active	
Citywide Division	55 M St. SE	982416	1GCDT13X53K177904	Chevrolet	S-10 Pickup	2003	Disposed	9810696
Street and Bridge Farragut St.	414 Farragut St. NE	982417	1GCDT13X43K177814	Chevrolet	S-10 Pickup	2003	Disposed	9810553
Public Space Regulatory Admin	55 M St. SE	982418	1GCDT13X33K177769	Chevrolet	S-10 Pickup	2003	Disposed	
Street and Bridge Wst.	1403 Wst NE	982419	1GCDT13X23K177746	Chevrolet	S-10 Pickup	2003	Disposed	

Fleet Inventory Report



Report Generation Criteria

Fleet Tag: Not Entered
Fleet Department: Not Selected
Fleet Year: Not Selected
Fleet Ownership: Not Selected
Fleet Status: Not Selected

Fleet VIN #: Not Entered
Fleet Location: Not Selected
Fleet Make: Not Selected
Fleet Type: Not Selected

Fleet Department	Fleet Location	Fleet Tag	VIN #	Make	Model	Year	Fleet Status	Replaced with Fleet Tag
Street and Bridge Wst.	1403 Wst NE	982420	1GCDT13X53 K177725	Chevrolet	S-10 Pickup	2003	Active	
Information Technology System Support Division	1338 Rear G St. SE	982421	1GCDT13XX3 K177610	Chevrolet	S-10 Pickup	2003	Disposed	9810245
Street and Bridge Farragut St.	414 Farragut St. NE	982448	1HGEN26533 L000245	Honda	Civic	2003	Disposed	9810591
Street and Bridge Wst.	1403 Wst NE	982454	1C9SE122X 21418265	Continental	trailer/Crafco Trailer	2002	Active	
Street and Bridge Wst.	1403 Wst NE	982455	1C9SE122X2 1418266	Continental	trailer/Crafco Trailer	2002	Active	
IPMA QA/QC Division	400 McMillian Dr. NW	982500	1GCDT13X33 K178792	Chevrolet	S-10 Pickup	2003	Disposed	
Public Space Regulatory Admin	55 M St. SE	982505	1GCGK29UX3 E344873	Chevrolet	C2500 Pickup	2003	Disposed	
IPMA QA/QC Division	400 McMillian Dr. NW	982506	1GCGK29U33 E343984	Chevrolet	Pick-up	2003	Disposed	
IPMA Assessment Management Division	400 McMillian Dr. NW	982507	1GCGK29U13 E343773	Chevrolet	Pickup Truck	2003	Disposed	9810371
Public Space Regulatory Admin	55 M St. SE	982510	1GCGK29U53 E342979	Chevrolet	C2500 Pickup	2003	Disposed	9811040
Public Space Regulatory Admin	55 M St. SE	982513	1GCGK29U63 E340948	Chevrolet	C2500 Pickup	2003	Disposed	9810554
Street and Bridge Wst.	1403 Wst NE	982541	1GCHK23U23 F237078	Chevrolet	Pickup Truck	2003	Disposed	
Urban Forestry Administration	1403 Wst NE	982543	1GCGK29U83 E345018	Chevrolet	Pick-up	2003	Disposed	9810592
Roadway Operations Patrol	1735 15th Street NE	982557	1GCGK29U23 E343362	Chevrolet	Pickup Truck	2003	Disposed	9811546
Street and Bridge Wst.	1403 Wst NE	982568	1GCGK29U93 E341317	Chevrolet	Pickup Truck	2003	Disposed	9811759
Roadway Operations Patrol	1735 15th Street NE	982569	1GCGK29U93 E341351	Chevrolet	Pick-up	2003	Disposed	
Street and Bridge Wst.	1403 Wst NE	982572	1GCGK29UX3 E339074	Chevrolet	Pickup Truck	2003	Disposed	
IPMA QA/QC Division	400 McMillian Dr. NW	982580	1GCGK29U53 E339841	Chevrolet	Pickup Truck	2003	Disposed	
Roadway Operations Patrol	1735 15th Street NE	982679	4X4TCCT204 N034994	Continental	Trailer	2004	Active	
Roadway Operations Patrol	1735 15th Street NE	982680	4X4TCCT264 N034997	Continental	Trailer	2003	Active	
Roadway Operations Patrol	1735 15th Street NE	982681	4X4TCCT224 N034995	Continental	Trailer	2004	Active	
Roadway Operations Patrol	1735 15th Street NE	982712	4X4TCCT224 N034995	Continental	Trailer	2004	Active	
Information Technology System Support Division	1338 Rear G St. SE	982732	1FDXF46F51 EA68813	Ford	F-450 Lift	2001	Disposed	
ITS & Traffic Signs Safety Standards	55 M St. SE	982733	1GNET16S12 6115631	Chevrolet	Blazer	2002	Disposed	
Public Space Regulatory Admin	1100 4th St. SW	982759	1FAHP34PX1 W305064	Ford	Focus	2001	Disposed	
Street and Bridge Farragut St.	414 Farragut St. NE	982815	1HTSCABM9Y H223398	International	Ariel Truck	2000	Active	
Street and Bridge Farragut St.	414 Farragut St. NE	982820	1GDP7H1C6 WJ514287	GMC	C8500 6 Wheel Dump	1998	Disposed	
Street and Bridge Farragut St.	414 Farragut St. NE	982826	1HTSDAAR81 H356055	International	4900 6 Wheel Dump	2001	Disposed	9811259
Street and Bridge Farragut St.	414 Farragut St. NE	982827	1HTSDAAR01 H356065	International	4900 6 Wheel Dump	2001	Disposed	

Fleet Inventory Report



Report Generation Criteria

Fleet Tag: Not Entered
 Fleet Department: Not Selected
 Fleet Year: Not Selected
 Fleet Ownership: Not Selected
 Fleet Status: Not Selected

Fleet VIN #: Not Entered
 Fleet Location: Not Selected
 Fleet Make: Not Selected
 Fleet Type: Not Selected

Fleet Department	Fleet Location	Fleet Tag	VIN #	Make	Model	Year	Fleet Status	Replaced with Fleet Tag
Field Operation Division	1338 Rear G St. SE	982832	1GCHK34U91E315073	Chevrolet	Silverado LS	2001	Disposed	989979
Field Operation Division	1338 Rear G St. SE	982838	1GCHK23U71F176274	Chevrolet	4x4 pickup	2001	Disposed	
Urban Forestry Administration	1403 Wst NE	982847	1GDP7C1C81J505263	GMC	T8500	2002	Active	
Urban Forestry Administration	1403 Wst NE	982848	1GCHK34U61E314463	Chevrolet	Silverado LS	2001	Disposed	
Street and Bridge Wst.	1403 Wst NE	982921	SL520504E1048094	JCB	Loader Forklift	2004	Active	
IPMA Assessment Management Division	55 M St. SE	983352	1GNDDT13W31K226531	Chevrolet	Blazer	2001	Active	
Urban Forestry Administration	1403 Wst NE	983356	1GDP7C1CX1J505104	GMC	T8500	2001	Active	
Information Technology System Support Division	1338 Rear G St. SE	983359	1FTVE24M6XHA57606	Ford	Econoline	1999	Disposed	
Roadway Operations Patrol	1735 15th Street NE	983584	1S9S110133L358692	National	Trailer	2003	Disposed	9810860
Roadway Operations Patrol	1735 15th Street NE	983586	1S9S110193L358695	National	Trailer	2003	Disposed	9810861
Fleet Management	1735 15th Street NE	983776	LYSV40009C1000101	VCTX	Vectrix VX2	2012	Active	
Fleet Management	1735 15th Street NE	983777	LYSV40004C1000099	VCTX	Vectrix VX2	2012	Active	
Fleet Management	1735 15th Street NE	983778	LYSV40002C1000103	VCTX	Vectrix VX2	2012	Active	
Fleet Management	1735 15th Street NE	983779	LYSV40003C1000126	VCTX	Vectrix VX2	2012	Active	
Urban Forestry Administration	1403 Wst NE	983823	2FZHAZCV45AN72005	Sterling	LT9500	2005	Active	
Field Operation Division	1338 Rear G St. SE	983824	1FDAF56P14ED12644	Ford	Bucket Truck	2004	Active	
Street and Bridge Wst.	1403 Wst NE	983853	253505UBF327	Ingersoll Rand	Compressor	1995	Active	
Field Operation Division	1338 Rear G St. SE	983865	1FDAF56P34ED12645	Ford	Bucket Truck	2004	Disposed	988948
Field Operation Division	1338 Rear G St. SE	983957	1FDAF56P45EA24943	Ford	F-550	2005	Active	
Field Operation Division	1338 Rear G St. SE	983959	1FDAF56P25EA24942	Ford	Bucket Truck	2005	Active	
Street and Bridge Farragut St.	414 Farragut St. NE	983992	1HTGBAARXVH487702	International	2554 4x2 6 Wheel Dump	1997	Disposed	
Field Operation Division	1338 Rear G St. SE	984008	3FRWW65G35V165253	Ford	F-650	2005	Active	
IPMA QA/QC Division	400 McMillian Dr. NW	984073	1GCHK34U51E318049	Chevrolet	Silverado LS	2001	Active	
Field Operation Division	1338 Rear G St. SE	984079	1GCHK34U71E317100	Chevrolet	Silverado LS	2001	Disposed	
Street and Bridge Wst.	1403 Wst NE	984096	4V4KC9GH36N40904	Volvo	Tractor	2006	Active	
Information Technology System Support Division	1735 15th Street NE	984287	1FDAF56P95EC17129	Ford	F-550 Bucket Truck	2005	Disposed	9811535
Information Technology System Support Division	1338 Rear G St. SE	984288	1FDAF56P55EC71730	Ford	Bucket Truck	2005	Active	
Information Technology System Support Division	1338 Rear G St. SE	984289	1FDAF56P75EC71731	Ford	Bucket Truck	2005	Active	

Fleet Inventory Report



Report Generation Criteria

Fleet Tag: Not Entered
 Fleet Department: Not Selected
 Fleet Year: Not Selected
 Fleet Ownership: Not Selected
 Fleet Status: Not Selected

Fleet VIN #: Not Entered
 Fleet Location: Not Selected
 Fleet Make: Not Selected
 Fleet Type: Not Selected

Fleet Department	Fleet Location	Fleet Tag	VIN #	Make	Model	Year	Fleet Status	Replaced with Fleet Tag
Information Technology System Support Division	1338 Rear G St. SE	984328	1FTSE34L3Y HB31730	Ford	Bucket Truck	2000	Disposed	
Street and Bridge Wst.	1403 Wst NE	984399	02054811	PSI	Trailer	2005	Active	
Roadway Operations Patrol	1735 15th Street NE	984401	02054820	PSI	Trailer	2005	Active	
Roadway Operations Patrol	1735 15th Street NE	984402	02054823	PSI	Trailer	2005	Active	
Roadway Operations Patrol	1735 15th Street NE	984405	2054823	PSI	Trailer	2005	Active	
Street and Bridge Wst.	1403 Wst NE	984438	253505UBF3 27	Ingersoll Rand	Compressor	1995	Active	
Street and Bridge Wst.	1403 Wst NE	984440	253499UBF3 27	Ingersoll Rand	Compressor	1995	Active	
Street and Bridge Wst.	1403 Wst NE	984534	1WXECEJD2G N111654	Traileze	TE100 HT 48	2006	Active	
Street and Bridge Wst.	1403 Wst NE	984543	1HTGHADT4 YH339426	International	2654 6x4 10 Wheel Dump	2000	Active	
Information Technology System Support Division	1735 15th Street NE	984552	1GCEK19T32 Z113426	Chevrolet	1500 Pickup	2002	Active	
Information Technology System Support Division	1735 15th Street NE	984553	1FDXF46F31 EA68812	Ford	F-450 Lift	2001	Active	
Information Technology System Support Division	1735 15th Street NE	984554	1GCFG15T03 1215794	Chevrolet	Express Van	2003	Active	
Information Technology System Support Division	1735 15th Street NE	984555	1GCFG15T53 1215810	Chevrolet	Express Van	2003	Active	
Information Technology System Support Division	1735 15th Street NE	984556	1FDAF57P53 ED01031	Ford	F-550 Bucket Truck	2003	Active	
Public Space Regulatory Admin	55 M St. SE	984778	1FTYR10U98 PA59262	Ford	Ranger Pickup	2008	Active	
Roadway Operations Patrol	1735 15th Street NE	984788	1FDXF47P56 EC02153	Ford	F-450 Tow Truck	2006	Disposed	988597
Roadway Operations Patrol	1735 15th Street NE	984789	1FDXF47P76 EC02154	Ford	F-450 Tow Truck	2006	Disposed	988598
Street and Bridge Farragut St.	414 Farragut St. NE	9847H5	HSP-8015	Elgin	Crane	1985	Active	
Street and Bridge Wst.	1403 Wst NE	984856	1HTSDAARX1 H366490	International	4900 6 Wheel Dump	2001	Disposed	
Street and Bridge Wst.	1403 Wst NE	984861	1HTSDAAR72 H526147	International	4900 6 Wheel Dump -Crash Cusha	2001	Active	
Public Space Regulatory Admin	55 M St. SE	984866	1FTYR10U08 PA55679	Ford	Ranger Pickup	2008	Active	
Fleet Management	1735 15th Street NE	984867	1FTYR10U28 PA55683	Ford	Ranger Pickup	2008	Disposed	
School Crossing Guards Division	2000 14th St. (Reeves Ctr.)	984868	1FTYR10U68 PA55685	Ford	Ranger Pickup	2008	Active	
Urban Forestry Administration	55 M St. SE	984869	1FTYR10U78 PA55677	Ford	Ranger Pickup	2007	Active	
Street and Bridge Wst.	1403 Wst NE	984870	1FTYR10U09 8PA55678	Ford	Ranger Pickup	2008	Active	
Fleet Management	1735 15th Street NE	984871	1FTYR10U04 8PA55684	Ford	Ranger Pickup	2008	Disposed	
Field Operation Division	1338 Rear G St. SE	984872	1FTYR10U07 8PA55680	Ford	Ranger Pickup	2008	Disposed	9810552

Fleet Inventory Report



Report Generation Criteria

Fleet Tag: Not Entered
Fleet Department: Not Selected
Fleet Year: Not Selected
Fleet Ownership: Not Selected
Fleet Status: Not Selected

Fleet VIN #: Not Entered
Fleet Location: Not Selected
Fleet Make: Not Selected
Fleet Type: Not Selected

Fleet Department	Fleet Location	Fleet Tag	VIN #	Make	Model	Year	Fleet Status	Replaced with Fleet Tag
School Crossing Guards Division	2000 14th St. (Reeves Ctr.)	984873	1FTYR10U98 PA55681	Ford	Ranger Pickup	2008	Active	
Field Operation Division	1338 Rear G St. SE	984874	1FTYR10U00 8PA55682	Ford	Ranger Pickup	2008	Disposed	9811038
Public Space Regulatory Admin	55 M St. SE	984876	1FTYR10U98 PA59259	Ford	Ranger Pickup	2008	Active	
Public Space Regulatory Admin	55 M St. SE	984877	1FTYR10U78 PA59261	Ford	Ranger Pickup	2008	Active	
Public Space Regulatory Admin	55 M St. SE	984878	1FTYR10U98 PA59262	Ford	Ranger Pickup	2008	Active	
Public Space Regulatory Admin	55 M St. SE	984879	1GNDT13W8 1K226525	Ford	Ranger Pickup	2001	Active	
Public Space Regulatory Admin	1100 4th St. SW	984880	1FTYR10U68 PA59266	Ford	Ranger Pickup	2008	Active	
Public Space Regulatory Admin	1100 4th St. SW	984881	1FTYR10U88 PA59267	Ford	Ranger Pickup	2008	Disposed	
IPMA QA/QC Division	400 McMillian Dr. NW	984882	1FTZR45E98 PA59270	Ford	Ranger Pickup	2008	Active	
Street and Bridge Wst.	1403 Wst NE	984883	1FTWF31R68 EC90802	Ford	F-350	2008	Active	
School Crossing Guards Division	2000 14th St. (Reeves Ctr.)	984884	1FTYR10U48 PA59265	Ford	Ranger Pickup	2008	Active	
Citywide Division	55 M St. SE	984885	1FTZR45E28 PA59272	Ford	Ranger Pickup	2008	Disposed	9810711
Public Space Regulatory Admin	1100 4th St. SW	984886	1FTZR45E68 PA59274	Ford	Ranger Pickup	2008	Active	
Citywide Division	55 M St. SE	984887	1FTZR45E88 PA59275	Ford	Ranger Pickup	2008	Disposed	
Street and Bridge Wst.	1403 Wst NE	984888	1FTWF31R68 EC90797	Ford	F-350	2008	Active	
Street and Bridge Wst.	1403 Wst NE	984889	1FTWF31RX8 EC90799	Ford	F-350	2008	Active	
Public Space Regulatory Admin	55 M St. SE	984901	1FTZR45E08 PA59268	Ford	Ranger Pickup	2008	Active	
Street and Bridge Wst.	1403 Wst NE	984902	1FTZR4E28P A59269	Ford	Ranger Pickup	2008	Active	
Street and Bridge Wst.	1403 Wst NE	984903	1FTWF31R48 EC90796	Ford	F-350	2008	Active	
Street and Bridge Wst.	1403 Wst NE	984904	1FTWF31R28 EC90800	Ford	F-350	2008	Active	
Street and Bridge Wst.	1403 Wst NE	984905	1FTWF31R28 EC90795	Ford	F-350	2008	Active	
Street and Bridge Wst.	1403 Wst NE	984906	1FTWF31RX8 EC90804	Ford	F-350	2008	Active	
Street and Bridge Farragut St.	414 Farragut St. NE	984907	1HTWDAARX 8J665142	International	7400 6 Wheel Dump	2008	Active	
Street and Bridge Farragut St.	414 Farragut St. NE	984908	1HTWDAARX 8J665141	International	7400 6 Wheel Dump	2008	Active	
Street and Bridge Wst.	1403 Wst NE	984909	1HTWDAARX 8J665143	International	7400 6 Wheel Dump	2008	Active	
Street and Bridge Farragut St.	414 Farragut St. NE	984910	1HTWDAARX 8J665144	International	7400 6 Wheel Dump	2008	Active	
Street and Bridge Farragut St.	414 Farragut St. NE	984916	1FTWF31R88 EC90803	Ford	F-350	2008	Disposed	
Public Space Regulatory Admin	55 M St. SE	984921	1FTZR45EX8 PA59276	Ford	Ranger Pickup	2008	Active	
Public Space Regulatory Admin	55 M St. SE	984922	1FTZR45E0P A59271	Ford	Ranger Pickup	2008	Active	
Street and Bridge Wst.	1403 Wst NE	984927	0000695564	Henchman	4 HSM	2006	Disposed	
Street and Bridge Wst.	1403 Wst NE	984946	1HTWXAHT3 8J669026	International	7600SFA 10 Wheel Dump	2008	Active	

Fleet Inventory Report



Report Generation Criteria

Fleet Tag: Not Entered
 Fleet Department: Not Selected
 Fleet Year: Not Selected
 Fleet Ownership: Not Selected
 Fleet Status: Not Selected

Fleet VIN #: Not Entered
 Fleet Location: Not Selected
 Fleet Make: Not Selected
 Fleet Type: Not Selected

Fleet Department	Fleet Location	Fleet Tag	VIN #	Make	Model	Year	Fleet Status	Replaced with Fleet Tag
Field Operation Division	1338 Rear G St. SE	985338	AF81B-53384	Mitsubishi	Forklift	2002	Active	
Roadway Operations Patrol	1735 15th Street NE	985489	4X4TCCT244 N034996	Continental	Trailer	2004	Active	
Street and Bridge Wst.	1403 Wst NE	985584	011870106	Bombardie	Snowplow	1987	Active	
Street and Bridge Wst.	1403 Wst NE	9857PVR	8500B	Leeboy 8500B	Paver	2010	Active	
Street and Bridge Wst.	1403 Wst NE	986028	WA3806A531 00	Komatsu	Loader	2007	Active	
Street and Bridge Wst.	1403 Wst NE	986029	WA3806A530 87	Komatsu	Loader	2007	Active	
Street and Bridge Farragut St.	414 Farragut St. NE	986030	WA3806A531 21	Komatsu	Loader	2007	Active	
Street and Bridge Farragut St.	414 Farragut St. NE	986031	WA3806A530 97	Komatsu	Loader	2007	Active	
Office of The Director	55 M St. SE	986104	1GNFK16347 J280173	Chevrolet	Suburban	2007	Active	
Street and Bridge Wst.	1403 Wst NE	986298	5JPBU23217P 018729	Cam	Trailer	2007	Active	
Street and Bridge Wst.	1403 Wst NE	986347	1HTSDAAR32 H526159	International	4900 6 Wheel Dump	2002	Disposed	
Urban Forestry Administration	55 M St. SE	986349	1FTYR10U58 PA59260	Ford	Ranger Pickup	2008	Active	
Public Space Regulatory Admin	55 M St. SE	986350	1FTYR10U08 PA59263	Ford	Ranger Pickup	2008	Active	
Traffic Control Officers	2000 14th St. (Reeves Ctr.)	986425	1D7HU18P17 J602544	Dodge	R-1500 4x4	2007	Disposed	9811201
Urban Forestry Administration	1403 Wst NE	986545	1VRY111918 1010111	Vermeer	Chipper	2008	Active	
Office of The Director	55 M St. SE	986628	JHMFA36239 S004884	Honda	Civic Hybrid	2009	Active	
Street and Bridge Wst.	1403 Wst NE	986647	1M2AX13C5A M011092	Mack	Mixer	2010	Active	
Urban Forestry Administration	1403 Wst NE	986729	1VRY1119X9 1011663	Vermeer	Chipper	2009	Active	
Urban Forestry Administration	1403 Wst NE	986730	1VRY111939 1011536	Vermeer	Chipper	2009	Active	
Street and Bridge Wst.	1403 Wst NE	986750	1G9BN53389 B336001	Global	Trailer	2009	Active	
Information Technology System Support Division	1735 15th Street NE	986751	1R9BR08179 B482491	RU2	850 Speed Ranger	2009	Active	
Information Technology System Support Division	1735 15th Street NE	986752	1R9BR08159 B482487	RU2	850 Speed Ranger	2009	Active	
Information Technology System Support Division	1735 15th Street NE	986753	1R9BR08179 B482488	RU2	850 Speed Ranger	2009	Active	
Information Technology System Support Division	1735 15th Street NE	986754	1R9BR08159 B482490	RU2	850 Speed Ranger	2009	Active	
Information Technology System Support Division	1735 15th Street NE	986755	1R9BR08199 B482489	RU2	850 Speed Ranger	2009	Active	
Office of The Director	55 M St. SE	986757	2G1WB57K69 1312746	Chevrolet	Impala	2009	Active	
Traffic Control Officers	2000 14th St. (Reeves Ctr.)	986770	1FBSS31LX9 DA75120	Ford	Van	2009	Active	
Street and Bridge Wst.	1403 Wst NE	986927	1HTSDAAR11 H366491	International	4900 6 Wheel Dump	2001	Disposed	

Fleet Inventory Report



Report Generation Criteria

Fleet Tag: Not Entered
 Fleet Department: Not Selected
 Fleet Year: Not Selected
 Fleet Ownership: Not Selected
 Fleet Status: Not Selected

Fleet VIN #: Not Entered
 Fleet Location: Not Selected
 Fleet Make: Not Selected
 Fleet Type: Not Selected

Fleet Department	Fleet Location	Fleet Tag	VIN #	Make	Model	Year	Fleet Status	Replaced with Fleet Tag
Street and Bridge Farragut St.	414 Farragut St. NE	986929	4UZAAPB371 CJ98735	Freight Liner	Step Van	2001	Disposed	
Street and Bridge Farragut St.	414 Farragut St. NE	986930	1HTSDAAR21 H356052	International	4900 6 Wheel Dump	2001	Disposed	
Street and Bridge Wst.	1403 Wst NE	986934	1HTSCABM31 H339427	International	4700 6 Wheel Dump	2001	Active	
Infrastructure Project Management Admin	55 M St. SE	986967	1FAHP53292 G240205	Ford	Taurus	2002	Active	
Street and Bridge Wst.	1403 Wst NE	987079	1FDAF57R88 EB92590	Ford	F-550	2008	Disposed	
Street and Bridge Wst.	1403 Wst NE	987081	1FDAF57R88 EB15933	Ford	F-550	2008	Active	
Street and Bridge Wst.	1403 Wst NE	987104	1FDAW57R58 EC78634	Ford	F-550	2008	Disposed	9811258
Street and Bridge Farragut St.	414 Farragut St. NE	987123	1FDAW57R38 EA16160	Ford	F-550	2008	Active	
Street and Bridge Wst.	1403 Wst NE	987125	1FDAW57R28 EA16165	Ford	F-550	2008	Disposed	9811257
Street and Bridge Wst.	1403 Wst NE	987136	1FDAW57R88 EC78644	Ford	F-550	2008	Disposed	9811260
Street and Bridge Wst.	1403 Wst NE	987137	1FDAW57RX 8EC78645	Ford	F-550	2008	Active	
Street and Bridge Farragut St.	414 Farragut St. NE	987141	1FTWF31R88 EC90798	Ford	F-350	2008	Active	
Public Space Regulatory Admin	1100 4th St. SW	987149	1FTZR45E48 PA59273	Ford	Ranger Pickup	2008	Active	
Roadway Operations Patrol	1735 15th Street NE	987166	2S9US311X8 S132141	VerMac	Solar Trailer	2008	Disposed	
Roadway Operations Patrol	1735 15th Street NE	987167	2S9US31188 S132140	VerMac	Solar Trailer	2008	Disposed	
Roadway Operations Patrol	1735 15th Street NE	987169	2S9US311X8 S132138	VerMac	Solar Trailer	2008	Disposed	
Roadway Operations Patrol	1735 15th Street NE	987170	2S9US41228 S132424	VerMac	Solar Trailer	2008	Disposed	
Roadway Operations Patrol	1735 15th Street NE	987171	2S9US41208 S132423	VerMac	Solar Trailer	2008	Active	
Roadway Operations Patrol	1735 15th Street NE	987172	2S9US41298 S132422	VerMac	Solar Trailer	2008	Disposed	9810863
Roadway Operations Patrol	1735 15th Street NE	987173	2S9US41278 S132421	VerMac	Solar Trailer	2008	Disposed	9810864
Roadway Operations Patrol	1735 15th Street NE	987174	2S9US31188 S132137	VerMac	Solar Trailer	2008	Disposed	9810865
Roadway Operations Patrol	1735 15th Street NE	987190	2S9US21168 S132194	VerMac	Solar Trailer	2008	Disposed	9810866
Roadway Operations Patrol	1735 15th Street NE	987191	2S9US21188 S132195	VerMac	Solar Trailer	2008	Disposed	
Roadway Operations Patrol	1735 15th Street NE	987192	2S9US211X8 S132196	VerMac	Solar Trailer	2008	Disposed	9810867
Roadway Operations Patrol	1735 15th Street NE	987193	2S9US31108 S132164	VerMac	Solar Trailer	2008	Disposed	
Roadway Operations Patrol	1735 15th Street NE	987194	2S9US31128 S132165	VerMac	Solar Trailer	2008	Disposed	9810868
Roadway Operations Patrol	1735 15th Street NE	987195	2S9US31148 S132166	VerMac	Solar Trailer	2008	Disposed	9810869
Roadway Operations Patrol	1735 15th Street NE	987197	2S9US31188 S132168	VerMac	Solar Trailer	2008	Disposed	
Roadway Operations Patrol	1735 15th Street NE	987198	2S9US31118 S132142	VerMac	Solar Trailer	2008	Disposed	9810869
Roadway Operations Patrol	1735 15th Street NE	987199	2S9US31168 S132153	VerMac	Solar Trailer	2008	Disposed	9810870

Fleet Inventory Report



Report Generation Criteria

Fleet Tag: Not Entered
 Fleet Department: Not Selected
 Fleet Year: Not Selected
 Fleet Ownership: Not Selected
 Fleet Status: Not Selected

Fleet VIN #: Not Entered
 Fleet Location: Not Selected
 Fleet Make: Not Selected
 Fleet Type: Not Selected

Fleet Department	Fleet Location	Fleet Tag	VIN #	Make	Model	Year	Fleet Status	Replaced with Fleet Tag
Roadway Operations Patrol	1735 15th Street NE	987200	2S9US31148 S132152	VerMac	Solar Trailer	2008	Disposed	9810871
Roadway Operations Patrol	1735 15th Street NE	987201	2S9US31108 S132147	VerMac	Solar Trailer	2008	Disposed	9810872
Roadway Operations Patrol	1735 15th Street NE	987202	2S9US31128 S132148	VerMac	Solar Trailer	2008	Disposed	9810873
Roadway Operations Patrol	1735 15th Street NE	987203	2S9US31148 S132149	VerMac	Solar Trailer	2008	Disposed	9810874
Roadway Operations Patrol	1735 15th Street NE	987204	2S9US31108 8132150	VerMac	Solar Trailer	2008	Disposed	9810875
Roadway Operations Patrol	1735 15th Street NE	987205	2S9US31128 S132151	VerMac	Solar Trailer	2008	Disposed	
Roadway Operations Patrol	1735 15th Street NE	987206	2S9US21108 S132191	VerMac	Solar Trailer	2008	Disposed	9810876
Roadway Operations Patrol	1735 15th Street NE	987207	2S9US21128 S132192	VerMac	Solar Trailer	2008	Disposed	981157
Roadway Operations Patrol	1735 15th Street NE	987208	2S9US21148 S132193	VerMac	Solar Trailer	2008	Disposed	
Roadway Operations Patrol	1735 15th Street NE	987209	2S9US31178 S132162	VerMac	Solar Trailer	2008	Disposed	
Roadway Operations Patrol	1735 15th Street NE	987210	2S9US31158 S132161	VerMac	Solar Trailer	2008	Active	
Roadway Operations Patrol	1735 15th Street NE	987211	2S9US31128 S132151	VerMac	Solar Trailer	2008	Disposed	
Roadway Operations Patrol	1735 15th Street NE	987212	2S9US31178 S132159	VerMac	Solar Trailer	2008	Disposed	
Roadway Operations Patrol	1735 15th Street NE	987213	2S9US31158 S132158	VerMac	Solar Trailer	2008	Disposed	
Roadway Operations Patrol	1735 15th Street NE	987214	2S9US31138 S132157	VerMac	Solar Trailer	2008	Disposed	
Roadway Operations Patrol	1735 15th Street NE	987215	2S9US31118 S1321156	VerMac	Solar Trailer	2008	Disposed	
Roadway Operations Patrol	1735 15th Street NE	987216	2S9US311X8 S132155	VerMac	Solar Trailer	2008	Disposed	
Roadway Operations Patrol	1735 15th Street NE	987217	2S9US31188 S132154	VerMac	Solar Trailer	2008	Disposed	
Roadway Operations Patrol	1735 15th Street NE	987219	2S9US31158 S132144v	VerMac	Solar Trailer	2008	Disposed	
Roadway Operations Patrol	1735 15th Street NE	987220	2S9US31178 S132145	VerMac	Solar Trailer	2008	Disposed	
Roadway Operations Patrol	1735 15th Street NE	987221	2S9US31198 S132146	VerMac	Solar Trailer	2008	Disposed	
Roadway Operations Patrol	1735 15th Street NE	987222	2S9US21128 S132189	VerMac	Solar Trailer	2008	Disposed	
Roadway Operations Patrol	1735 15th Street NE	987223	2S9US21108 S132188	VerMac	Solar Trailer	2008	Disposed	
Roadway Operations Patrol	1735 15th Street NE	987224	2S9US21198 S132190	VerMac	Solar Trailer	2008	Disposed	
Street and Bridge Wst.	1403 Wst NE	987225	4FVCABAA39 U404917	Ingersoll Rand	Compressor	2009	Active	
Street and Bridge Wst.	1403 Wst NE	987226	4FVCABAA79 U404919	Ingersoll Rand	Compressor	2009	Active	
Street and Bridge Wst.	1403 Wst NE	987227	4FVCABAA39 U404920	Ingersoll Rand	Compressor	2009	Active	
Street and Bridge Wst.	1403 Wst NE	987228	4FVCABAA59 U404918	Ingersoll Rand	Compressor	2009	Active	
Urban Forestry Administration	1403 Wst NE	987242	3F6WK76A28 G350847	Sterling	Bucket Truck	2008	Active	
Policy and Planning Sustainability Admin	55 M St. SE	987321	1FBSS3BL9A DA05188	Ford	Van	2010	Active	

Fleet Inventory Report



Report Generation Criteria

Fleet Tag: Not Entered
 Fleet Department: Not Selected
 Fleet Year: Not Selected
 Fleet Ownership: Not Selected
 Fleet Status: Not Selected

Fleet VIN #: Not Entered
 Fleet Location: Not Selected
 Fleet Make: Not Selected
 Fleet Type: Not Selected

Fleet Department	Fleet Location	Fleet Tag	VIN #	Make	Model	Year	Fleet Status	Replaced with Fleet Tag
Roadway Operations Patrol	1735 15th Street NE	987345	1FDAF56R59EB22967	Ford	F-550 Tow Truck	2009	Active	
Roadway Operations Patrol	1735 15th Street NE	987346	1FDAF56R09EB16929	Ford	F-550 Tow Truck	2009	Active	
Street and Bridge Wst.	1403 Wst NE	987367	1HTSDAAR72H526151	International	4900 6 Wheel Dump	2002	Disposed	
Street and Bridge Farragut St.	414 Farragut St. NE	987368	1HTSDAAR12H526161	International	4900 6 Wheel Dump	2002	Disposed	
Street and Bridge Wst.	1403 Wst NE	987370	49HAADB33DK68960	Sterling	Stakebody	2003	Active	
Street and Bridge Wst.	1403 Wst NE	987413	1FDAW5HR5AEA92368	Ford	F-550	2010	Active	
Street and Bridge Wst.	1403 Wst NE	987414	1FDAW5HR7AEA92369	Ford	F-550	2010	Disposed	
Street and Bridge Farragut St.	414 Farragut St. NE	987415	1FDAW5HR3AEA92370	Ford	F-550	2010	Active	
Information Technology System Support Division	Reno Rd N.W	987433	4GM2T151491110140	Solar Tech	Solar Trailer	2009	Active	
Information Technology System Support Division	Reno Rd N.W	987434	4GM2T151591110129	Solar Tech	Solar Trailer	2009	Active	
Information Technology System Support Division	Reno Rd N.W	987435	4GM2T151191110130	Solar Tech	Solar Trailer	2009	Active	
Information Technology System Support Division	Reno Rd N.W	987436	4GM2T151391110131	Solar Tech	Solar Trailer	2009	Active	
Information Technology System Support Division	Reno Rd N.W	987437	4GM2T151591110132	Solar Tech	Solar Trailer	2009	Active	
Information Technology System Support Division	Reno Rd N.W	987438	4GM2T151791110133	Solar Tech	Solar Trailer	2009	Active	
Information Technology System Support Division	Reno Rd N.W	987439	4GM2T151991110134	Solar Tech	Solar Trailer	2009	Active	
Information Technology System Support Division	Reno Rd N.W	987440	4GM2T151091110135	Solar Tech	Solar Trailer	2009	Active	
Information Technology System Support Division	Reno Rd N.W	987441	4GM2T151291110136	Solar Tech	Solar Trailer	2009	Active	
Information Technology System Support Division	Reno Rd N.W	987442	4GM2T151491110137	Solar Tech	Solar Trailer	2009	Active	
Urban Forestry Administration	1403 Wst NE	987465	1VRY1119381010420	Vermeer	Chipper	2008	Active	
IPMA Assessment Management Division	55 M St. SE	987534	1GCGK29U93E343584	Chevrolet	Silverado	2003	Active	
Information Technology System Support Division	Reno Rd N.W	987551	4GM2T151691110138	Solar Tech	Solar Trailer	2009	Active	
Street and Bridge Farragut St.	414 Farragut St. NE	987587	1HTSDAAR41H366484	International	4900 6 Wheel Dump	2001	Disposed	
Street and Bridge Wst.	1403 Wst NE	987594	49HAADB33DK68959	Sterling	SC8000	2003	Active	
Street and Bridge Wst.	1403 Wst NE	987595	1HTSDAAR51H366512	International	4900 6 Wheel Dump	2001	Disposed	
Street and Bridge Wst.	1403 Wst NE	987625	1HTSDAAR92H526148	International	4900 6 Wheel Dump	2002	Disposed	

Fleet Inventory Report



Report Generation Criteria

Fleet Tag: Not Entered
 Fleet Department: Not Selected
 Fleet Year: Not Selected
 Fleet Ownership: Not Selected
 Fleet Status: Not Selected

Fleet VIN #: Not Entered
 Fleet Location: Not Selected
 Fleet Make: Not Selected
 Fleet Type: Not Selected

Fleet Department	Fleet Location	Fleet Tag	VIN #	Make	Model	Year	Fleet Status	Replaced with Fleet Tag
Office of The Director	55 M St. SE	987638	1FMCU5K35BKA09639	Ford	Escape Hybrid	2011	Active	
Fleet Management	1735 15th Street NE	98766K	B875V09766K	Yale	GP050VX	2012	Active	
Roadway Operations Patrol	1735 15th Street NE	987740	1GC3KZC86BF190884	Chevrolet	Duramax	2011	Active	
Urban Forestry Administration	55 M St. SE	987741	1FTRF12278KC95835	Ford	F-150	2008	Active	
Street and Bridge Farragut St.	414 Farragut St. NE	987742	1GCJK34U41E314395	Chevrolet	3500	2001	Disposed	
Information Technology System Support Division	Reno Rd N.W	987752	4GM2T151891110139	Solar Tech	Solar Trailer	2009	Active	
Street and Bridge Wst.	1403 Wst NE	987796	JCB3CX4TT91349459	JCB	Back Hoe	2009	Active	
Street and Bridge Wst.	1403 Wst NE	987797	JCB08045C81070529	JCB	Mini Excavator	2008	Active	
Urban Forestry Administration	1403 Wst NE	987810	JNAPC81L69AR75139	Ultimate Diesel	Hawk H1150	2009	Active	
Urban Forestry Administration	1403 Wst NE	987814	JNAPC81L39AR75163	Ultimate Diesel	Hawk H1150	2009	Active	
Urban Forestry Administration	1403 Wst NE	987819	1GDP7C1C5XJ515161	GMC	T8500	1999	Active	
Urban Forestry Administration	1403 Wst NE	987821	1VR2151J361000247	Vermeer	Chipper	2006	Active	
Field Operation Division	1338 Rear G St. SE	987865	1GCRKPE35BZ154134	Chevrolet	Silverado	2011	Active	
Field Operation Division	1338 Rear G St. SE	987866	1GCRKPE39BZ149650	Chevrolet	Silverado	2011	Active	
Field Operation Division	1338 Rear G St. SE	987867	1GCRKPE32BZ152471	Chevrolet	Silverado	2011	Active	
Field Operation Division	1338 Rear G St. SE	987868	1GCRKPE38BZ149932	Chevrolet	Silverado	2011	Active	
Public Space Regulatory Admin	55 M St. SE	987869	1GCRKPE38BZ151471	Chevrolet	C2500 Pickup	2011	Active	
Citywide Division	55 M St. SE	987870	1GCRKPE38BZ152863	Chevrolet	Silverado	2011	Active	
Street and Bridge Wst.	1403 Wst NE	987879	10HHTD1D9P1000544	Hudson	HTD18D	1993	Active	
Information Technology System Support Division	1338 Rear G St. SE	987903	1FTSE3EL8ADB02915	Ford	E-350	2010	Active	
Information Technology System Support Division	1338 Rear G St. SE	987904	1FTSE3ELXADB2916	Ford	E-350	2010	Active	
Street and Bridge Wst.	1403 Wst NE	987975	1WC200L26B4075378	Well	Trailer	2011	Active	
Street and Bridge Wst.	1403 Wst NE	987977	1FUJABXAK13HK38798	Freight Liner	Tractor	2002	Active	
Urban Forestry Administration	55 M St. SE	988060	3TMLU4EN9EM151128	Toyota	Tacoma	2014	Active	
Urban Forestry Administration	55 M St. SE	988061	3TMLU4EN2EM152329	Toyota	Tacoma	2014	Active	
Urban Forestry Administration	55 M St. SE	988062	3TMLU4EN4EM152168	Toyota	Tacoma	2014	Active	
Field Operation Division	1338 Rear G St. SE	98815B	AF81B-53384	Mitsubishi	Forklift	1999	Active	
Street and Bridge Wst.	1403 Wst NE	988184	1FDAW57R28EC78638	Ford	F-550	2008	Active	
Field Operation Division	1338 Rear G St. SE	988198	4MVFU1017C7018579	Worthington	Trailer	2012	Active	

Fleet Inventory Report



Report Generation Criteria

Fleet Tag: Not Entered
Fleet Department: Not Selected
Fleet Year: Not Selected
Fleet Ownership: Not Selected
Fleet Status: Not Selected

Fleet VIN #: Not Entered
Fleet Location: Not Selected
Fleet Make: Not Selected
Fleet Type: Not Selected

Fleet Department	Fleet Location	Fleet Tag	VIN #	Make	Model	Year	Fleet Status	Replaced with Fleet Tag
Street and Bridge Wst.	1403 Wst NE	988232	1GC4KZCG9C F178595	Chevrolet	Silverado	2012	Active	
Street and Bridge Farragut St.	414 Farragut St. NE	988233	1GC4KZCG9C F180444	Chevrolet	Silverado	2012	Active	
Field Operation Division	1338 Rear G St. SE	988234	1GC4KZCG1C F179515	Chevrolet	Silverado	2012	Active	
Field Operation Division	1338 Rear G St. SE	988235	1GC4KZCG5C F178836	Chevrolet	Silverado	2012	Active	
Traffic Control Officers	2000 14th St. (Reeves Ctr.)	988236	1GAZG1FA9C 1145490	Chevrolet	Express Van	2012	Active	
Office of The Director	55 M St. SE	988240	1G1RC6E42C U114942	Chevrolet	Volt	2012	Active	
TST Division	55 M St. SE	988241	1G1RC6E4XC U114414	Chevrolet	Volt	2012	Active	
Information Technology System Support Division	1735 15th Street NE	988282	1FTMF1EM6C KD59430	Ford	F-150	2012	Active	
Urban Forestry Administration	55 M St. SE	988283	1FTMF1EM6C KD59427	Ford	F-150	2012	Active	
Urban Forestry Administration	55 M St. SE	988284	1FTMF1EM4C KD59426	Ford	F-150	2012	Active	
Urban Forestry Administration	55 M St. SE	988285	1FTMF1EM2C KD59425	Ford	F-150	2012	Active	
Street and Bridge Wst.	1403 Wst NE	988286	1FTMF1EM9C KD59423	Chevrolet	F-150	2012	Active	
Roadway Operations Patrol	1735 15th Street NE	988288	1FTMF1EM5C KD59421	Ford	F-150	2012	Active	
TST Division	55 M St. SE	988293	1G1RC6E45C U118578	Chevrolet	Volt	2012	Active	
Progressive Transportation Services Admin	55 M St. SE	988294	1G1RC6E44C U118734	Chevrolet	Volt	2012	Active	
Citywide Division	55 M St. SE	988295	1FTMF1EMXC KD59432	Ford	F-150	2012	Active	
Citywide Division	55 M St. SE	988296	1FTMF1EM1C KD59433	Ford	F-150	2012	Active	
Citywide Division	55 M St. SE	988297	1FTMF1EMXC KD59429	Ford	F-150	2012	Active	
Street and Bridge Farragut St.	414 Farragut St. NE	988298	1FVACYBS6C HBV2421	Freight Liner	M2106V 6 Wheel Dump	2012	Active	
Street and Bridge Farragut St.	414 Farragut St. NE	988300	1FVACYBS1C HBV2424	Freight Liner	M2106V 6 Wheel Dump	2012	Active	
Street and Bridge Farragut St.	414 Farragut St. NE	988301	1FVACYBS5C HBV2426	Freight Liner	M2106V 6 Wheel Dump	2012	Active	
Street and Bridge Farragut St.	414 Farragut St. NE	988302	1FVACYBS7C HBV2427	Freight Liner	M2106V 6 Wheel Dump	2012	Active	
Street and Bridge Farragut St.	414 Farragut St. NE	988303	1FVACYBS9C HBV2428	Freight Liner	M2106V 6 Wheel Dump	2012	Active	
Street and Bridge Farragut St.	414 Farragut St. NE	988304	1FVACYBS7C HBV2430	Freight Liner	M2106V 6 Wheel Dump	2012	Active	
Field Operation Division	1338 Rear G St. SE	988305	1FDAF56P05 EA24941	Ford	Bucket Truck	2005	Disposed	988947
Street and Bridge Farragut St.	414 Farragut St. NE	988323	1FTMF1EM0C KD59424	Ford	F-150	2012	Active	
ITS & Traffic Signs Safety Standards	55 M St. SE	988324	1FTMF1EM8C KD59431	Ford	F-150	2012	Active	
Fleet Management	1735 15th Street NE	988325	1FTMF1EM5C KD59435	Ford	F-150 4x4	2012	Active	
Public Space Regulatory Admin	55 M St. SE	988326	1FTMF1EM8C KD5928	Ford	F-150	2012	Active	
Street and Bridge Wst.	1403 Wst NE	988327	1FVACYBS2C HBV2433	Freight Liner	M2106V 6 Wheel Dump	2012	Active	

Fleet Inventory Report



Report Generation Criteria

Fleet Tag: Not Entered
 Fleet Department: Not Selected
 Fleet Year: Not Selected
 Fleet Ownership: Not Selected
 Fleet Status: Not Selected

Fleet VIN #: Not Entered
 Fleet Location: Not Selected
 Fleet Make: Not Selected
 Fleet Type: Not Selected

Fleet Department	Fleet Location	Fleet Tag	VIN #	Make	Model	Year	Fleet Status	Replaced with Fleet Tag
Street and Bridge Farragut St.	414 Farragut St. NE	988328	1FVACYBS0C HBV2432	Freight Liner	M2106V 6 Wheel Dump	2012	Active	
Public Space Regulatory Admin	55 M St. SE	988335	1FTMF1EM6C KD59444	Ford	F-150	2012	Active	
Public Space Regulatory Admin	55 M St. SE	988336	1FTMF1EM4C KD59443	Ford	F-150	2012	Active	
Office of The Director	1338 Rear G St. SE	988337	1FTMF1EM9C KD59437	Ford	F-150	2012	Active	
Citywide Division	55 M St. SE	988338	1FTMF1EM3C KD59434	Ford	F-150 4x4	2012	Active	
Infrastructure Project Management Admin	55 M St. SE	988339	1FTMF1EM2C KD59439	Ford	F-150	2012	Active	
IPMA Assessment Management Division	55 M St. SE	988340	1FTMF1EM9C KD59440	Ford	F-150	2012	Active	
ITS & Traffic Signs Safety Standards	1735 15th Street NE	988341	1FTMF1EM2C KD59442	Ford	F-150 4x4	2012	Active	
ITS & Traffic Signs Safety Standards	55 M St. SE	988342	1FTMF1EM7C KD59436	Ford	F-150 4x4	2012	Active	
Urban Forestry Administration	55 M St. SE	988346	1FTMF1EM2C KD62261	Ford	F-150	2012	Active	
Urban Forestry Administration	1403 Wst NE	988369	1FT8X3B66B EC78697	Ford	F-350	2011	Active	
Street and Bridge Wst.	1403 Wst NE	988385	1FDAW57R38 EC71598	Ford	F-550	2008	Active	
Street and Bridge Wst.	1403 Wst NE	988386	1HTWAAARX 9J107884	International	7400 6 Wheel Dump	2009	Active	
Street and Bridge Farragut St.	414 Farragut St. NE	988395	1HTSDAAR12 H505536	International	4900 6 Wheel Dump	2002	Active	
Street and Bridge Farragut St.	414 Farragut St. NE	988402	1GDP741CX WJ514633	GMC	C8000	1998	Active	
Street and Bridge Wst.	1403 Wst NE	988420	1C9SC1221B 1418272	Crafco	Trailer	2011	Active	
Street and Bridge Farragut St.	414 Farragut St. NE	988439	1HTWAAAR5 9J107873	International	7400 6 Wheel Dump	2009	Active	
Street and Bridge Wst.	1403 Wst NE	988441	2FZHAZAN33 AK71550	Sterling	LT9500	2003	Disposed	
Street and Bridge Farragut St.	414 Farragut St. NE	988442	1FDAF57R88 EB95649	Ford	F-550	2008	Active	
Street and Bridge Farragut St.	414 Farragut St. NE	988443	1HTWAAAR5 9J107890	International	7400 6 Wheel Dump	2009	Active	
Street and Bridge Farragut St.	414 Farragut St. NE	988512	1HTSDAAR1 H356068	International	4900 6 Wheel Dump	2001	Disposed	
Citywide Division	55 M St. SE	988531	1GBP7C1C82 J515897	Chevrolet	T8500	2002	Active	
Street and Bridge Wst.	1403 Wst NE	988553	1FVHG3DV3F HGS7976	114 SD	Frightliner	2015	Active	
Roadway Operations Patrol	1735 15th Street NE	988597	3C7WRNAL4F G544840	Dodge	Ram 5500	2015	Active	
Roadway Operations Patrol	1735 15th Street NE	988598	3C7WRNAL6F G544841	Dodge	Ram 5500	2015	Active	
Street and Bridge Wst.	1403 Wst NE	9885PVR	5000T-52185	Leeboy 8500B	Paver	2010	Active	
Information Technology System Support Division	1735 15th Street NE	988653	1K9BS08131 K118198	Smart	Trailer	2001	Active	
Public Space Regulatory Admin	55 M St. SE	988654	1FTMF1EM0C KD59438	Ford	F-150	2012	Active	
Urban Forestry Administration	55 M St. SE	988656	1FTMF1EM0C KD59441	Ford	F-150	2012	Active	

Fleet Inventory Report



Report Generation Criteria

Fleet Tag: Not Entered
 Fleet Department: Not Selected
 Fleet Year: Not Selected
 Fleet Ownership: Not Selected
 Fleet Status: Not Selected

Fleet VIN #: Not Entered
 Fleet Location: Not Selected
 Fleet Make: Not Selected
 Fleet Type: Not Selected

Fleet Department	Fleet Location	Fleet Tag	VIN #	Make	Model	Year	Fleet Status	Replaced with Fleet Tag
Street and Bridge Farragut St.	414 Farragut St. NE	988657	1FVACYBS8C HBV2422	Freight Liner	M2106V 6 Wheel Dump	2012	Active	
Street and Bridge Farragut St.	414 Farragut St. NE	988658	1FVACYBS3C HBV2425	Freight Liner	M2106V 6 Wheel Dump	2012	Active	
Street and Bridge Farragut St.	414 Farragut St. NE	988659	1FVACYBS9C HBV2431	Freight Liner	M2106V 6 Wheel Dump	2012	Active	
Street and Bridge Farragut St.	414 Farragut St. NE	988660	1FVACYBS4C HBV2434	Freight Liner	M2106V 6 Wheel Dump	2012	Active	
Street and Bridge Farragut St.	414 Farragut St. NE	988661	1FVACYBS6C HBV2435	Freight Liner	M2106V 6 Wheel Dump	2012	Active	
Information Technology System Support Division	1735 15th Street NE	988662	1K9BS08131 K118200	Smart	Trailer	2001	Active	
Street and Bridge Farragut St.	414 Farragut St. NE	988677	1FVACYBSXC HBV2423	Freight Liner	M2106V 6 Wheel Dump	2012	Active	
Street and Bridge Wst.	1403 Wst NE	988710	1FVACXDT9D HBY9075	Freight Liner	Road Wizard/Sweeper	2013	Active	
Roadway Operations Patrol	1735 15th Street NE	988763	1FTMF1EM7C KD59422	Ford	F-150	2012	Active	
Field Operation Division	1338 Rear G St. SE	988796	1FDUF5HT9E EB68558	Ford	F-550 Bucket Truck	2015	Active	
Field Operation Division	1338 Rear G St. SE	988797	1FDUF5HT7E EB68557	Ford	F-550 Bucket Truck	2014	Active	
Public Space Regulatory Admin	55 M St. SE	988828	2C4RDGBG8E R419449	Dodge	Grand Caravan	2014	Active	
Field Operation Division	1338 Rear G St. SE	988947	1FDUF5HT7G ED17441	Ford	F-550 Bucket Truck	2016	Active	
Field Operation Division	1338 Rear G St. SE	988948	1FDUF5HT5G ED17440	Ford	F-550 Bucket Truck	2016	Active	
Roadway Operations Patrol	1735 15th Street NE	989146	2S9US311X8 S132043	VerMac	Solar Trailer	2008	Active	
Roadway Operations Patrol	1735 15th Street NE	989152	2S9US41248 S132120	VerMac	Solar Trailer	2008	Disposed	
Street and Bridge Farragut St.	414 Farragut St. NE	989167	1HTWAAAR7 9J107891	International	7400 6 Wheel Dump	2009	Active	
Street and Bridge Farragut St.	414 Farragut St. NE	989198	1HTWAAAR9 9J107889	International	7400 6 Wheel Dump	2009	Active	
Street and Bridge Wst.	1403 Wst NE	989247	1HTSDAAR11 H366510	International	4900 6 Wheel Dump	2001	Disposed	988553
Urban Forestry Administration	1403 Wst NE	989355	3GCPREA0DG 225812	Chevrolet	Silverado	2012	Active	
Information Technology System Support Division	1338 Rear G St. SE	989365	3GCPKREA1D G225219	Chevrolet	Silverado	2012	Returned to Leasing Company	
Urban Forestry Administration	55 M St. SE	989367	5YFBU4EE5D P106691	Toyota	Corolla LE	2013	Active	
Infrastructure Project Management Admin	55 M St. SE	989377	5YFBU4EE5D P105908	Toyota	Corolla LE	2013	Active	
Urban Forestry Administration	55 M St. SE	989378	5YFBU4EE0D P105934	Toyota	Corolla LE	2013	Active	
Traffic Control Officers	2000 14th St. (Reeves Ctr.)	989499	1D7HU18P87 J602542	Dodge	R-1500 4x4	2007	Disposed	9811200
Urban Forestry Administration	1403 Wst NE	989522	A94Y123980 6062012	Bobcat	Blazer	2012	Active	
Street and Bridge Farragut St.	414 Farragut St. NE	989550	1HTSDAAR51 H366509	International	4900 6 Wheel Dump	2001	Disposed	
Street and Bridge Farragut St.	414 Farragut St. NE	989552	1HTSDAARX1 H356056	International	4900 6 Wheel Dump	2001	Disposed	
Street and Bridge Wst.	1403 Wst NE	989558	1FDAW5HR3 AEA92367	Ford	F-550	2010	Active	

Fleet Inventory Report



Report Generation Criteria

Fleet Tag: Not Entered
 Fleet Department: Not Selected
 Fleet Year: Not Selected
 Fleet Ownership: Not Selected
 Fleet Status: Not Selected

Fleet VIN #: Not Entered
 Fleet Location: Not Selected
 Fleet Make: Not Selected
 Fleet Type: Not Selected

Fleet Department	Fleet Location	Fleet Tag	VIN #	Make	Model	Year	Fleet Status	Replaced with Fleet Tag
Street and Bridge Wst.	1403 Wst NE	989559	1HTWXAHTX8J669024	International	7600SFA 10 Wheel Dump	2008	Active	
Street and Bridge Farragut St.	414 Farragut St. NE	989577	1HTSDAAR11H356057	International	4900 6 Wheel Dump	2001	Disposed	9811262
Street and Bridge Wst.	1403 Wst NE	989578	1HTSDAAR61H356054	International	4900 6 Wheel Dump	2001	Disposed	
Street and Bridge Farragut St.	414 Farragut St. NE	989579	1HTSDAARX2H505535	International	4900 6 Wheel Dump	2002	Disposed	9811256
Street and Bridge Wst.	1403 Wst NE	989583	2FZHAZAN53AK71551	Sterling	LT9500	2003	Disposed	
Street and Bridge Farragut St.	414 Farragut St. NE	989584	1FDAF57R88EB77989	Ford	F-550	2008	Active	
Street and Bridge Wst.	1403 Wst NE	989585	1FDAW57R08EC78640	Ford	F-550	2008	Active	
Information Technology System Support Division	1735 15th Street NE	989610	1GCWGFCLXD1127241	Chevrolet	Express Van	2013	Active	
Information Technology System Support Division	1735 15th Street NE	989611	1GCWGFCL6D1126829	Chevrolet	Express Van	2013	Active	
Street and Bridge Wst.	1403 Wst NE	989614	1HTWHAAR3AJ270912	International	7400 10 Wheel Dump	2010	Active	
Street and Bridge Wst.	1403 Wst NE	989615	1HTSDAAR21H356049	International	4900 6 Wheel Dump -Crash Cusha	2001	Active	
Street and Bridge Farragut St.	414 Farragut St. NE	989669	3BPZL50X6DF198647	Peterbilt	Flusher Truck	2013	Active	
Infrastructure Project Management Admin	55 M St. SE	989686	2C4RDGBG1DR643869	Dodge	Caravan SE	2013	Returned to Leasing Company	
Traffic Control Officers	55 M St. SE	989687	2C4RDGBG4DR643865	Dodge	Caravan SE	2013	Active	
Infrastructure Project Management Admin	55 M St. SE	989688	2C4RDGBG5DR643860	Dodge	Caravan SE	2013	Active	
Office of The Director	55 M St. SE	989689	2C4RDGBXD R643854	Dodge	Caravan SE	2013	Active	
Office of The Director	55 M St. SE	989744	2C4RDGBG0DR643877	Dodge	Caravan SE	2013	Active	
Infrastructure Project Management Admin	55 M St. SE	989787	5YFPX4EN5DX015967	Toyota	Tacoma	2013	Active	
Infrastructure Project Management Admin	55 M St. SE	989788	5TFPX4ENXD X015978	Toyota	Tacoma	2013	Returned to Leasing Company	
IPMA Assessment Management Division	55 M St. SE	989789	5YFPX4EN9DX015941	Toyota	Tacoma	2013	Active	
IPMA Assessment Management Division	55 M St. SE	989790	5YFPX4EN1DX016002	Toyota	Tacoma	2013	Active	
Infrastructure Project Management Admin	55 M St. SE	989791	5YFPX4EN6DX016027	Toyota	Tacoma	2013	Returned to Leasing Company	
Infrastructure Project Management Admin	55 M St. SE	989792	5TFPX4EN7DX016053	Toyota	Tacoma	2013	Returned to Leasing Company	
Infrastructure Project Management Admin	55 M St. SE	989793	5YFPX4EN2DX016090	Toyota	Tacoma	2013	Returned to Leasing Company	

Fleet Inventory Report



Report Generation Criteria

Fleet Tag: Not Entered
 Fleet Department: Not Selected
 Fleet Year: Not Selected
 Fleet Ownership: Not Selected
 Fleet Status: Not Selected

Fleet VIN #: Not Entered
 Fleet Location: Not Selected
 Fleet Make: Not Selected
 Fleet Type: Not Selected

Fleet Department	Fleet Location	Fleet Tag	VIN #	Make	Model	Year	Fleet Status	Replaced with Fleet Tag
Infrastructure Project Management Admin	55 M St. SE	989794	5YFPX4EN0D X016105	Toyota	Tacoma	2013	Active	
TST Division	55 M St. SE	989795	5YFPX4EN5D X016147	Toyota	Tacoma	2013	Active	
TST Division	55 M St. SE	989796	5YFPX4ENXD X016158	Toyota	Tacoma	2013	Active	
Office of The Director	55 M St. SE	989797	5YFPX4EN9D X016183	Toyota	Tacoma	2013	Active	
Street and Bridge Wst.	1403 Wst NE	989844	5B7321537X 1004057	Custom 20	Trailer	1999	Active	
TST Division	55 M St. SE	989845	5TFX4EN2DX 016218P	Toyota	Tacoma	2013	Active	
Infrastructure Project Management Admin	55 M St. SE	989846	5TFPX4EN1D X016257	Toyota	Tacoma	2013	Returned to Leasing Company	
Infrastructure Project Management Admin	55 M St. SE	989847	5TFPX4EN4D X016303	Toyota	Tacoma	2013	Returned to Leasing Company	
TST Division	55 M St. SE	989848	5TFPX4EN7D X016330	Toyota	Tacoma	2013	Active	
Infrastructure Project Management Admin	55 M St. SE	989849	5TFPX4EN8D X016353	Toyota	Tacoma	2013	Active	
IPMA QA/QC Division	400 McMillian Dr. NW	989850	5TFPX4EN5D X016410	Toyota	Tacoma	2013	Returned to Leasing Company	
Field Operation Division	1338 Rear G St. SE	989979	3GCUKPEC4F G340540	Chevrolet	Silverado LS	2015	Active	
Street and Bridge Wst.	1403 Wst NE	989980	1FDAF57R88 EB01706	Ford	F-550	2008	Active	
Street and Bridge Wst.	1403 Wst NE	98BW12	86188018105 4	Bomag	X	2009	Active	
Street and Bridge Wst.	1403 Wst NE	98CE01	10165012050 2	Bomag	BW135AD	1999	Active	
Field Operation Division	1338 Rear G St. SE	98G214	ALP1214	Honda	Motor LTD	2015	Active	
Field Operation Division	1338 Rear G St. SE	98G348	AL00348	Honda	Motor LTD	2015	Active	
Field Operation Division	1338 Rear G St. SE	98G739	33AA274773 9	Honda	Motor LTD	2015	Active	
Street and Bridge Wst.	1403 Wst NE	98GL22	224000448	GEHL	Loader	2009	Active	
Street and Bridge Wst.	1403 Wst NE	98HL0826	1FDXW47522 ED21728	Ford	F-450 Lift	2002	Active	
Street and Bridge Wst.	1403 Wst NE	98M00559	18100559	Wirtgen	Milling Machine	2017	Active	
Street and Bridge Wst.	1403 Wst NE	98M00578	18100578	Wirtgen	Milling Machine	2017	Active	
Fleet Management	1735 15th Street NE	98MT3771	RKRSE48Y8C A091716	Yamaha	Motorcycle	2012	Active	
Fleet Management	1735 15th Street NE	98MT3772	RKRSE48Y1C A091766	Yamaha	Motorcycle	2012	Active	
Fleet Management	1735 15th Street NE	98MT3773	RKRSE48Y7C A092033	Yamaha	Motorcycle	2012	Active	
Fleet Management	1735 15th Street NE	98MT3774	RKRSE48Y1C A092061	Yamaha	Motorcycle	2012	Active	
Street and Bridge Wst.	1735 15th Street NE	98S2110	314622110	Ex Mark	BR270KC36 Broom	2015	Active	
Street and Bridge Wst.	1735 15th Street NE	98S2114	314622114	Ex Mark	BR270KC36 Broom	2015	Active	

Fleet Inventory Report



Report Generation Criteria

Fleet Tag: Not Entered
 Fleet Department: Not Selected
 Fleet Year: Not Selected
 Fleet Ownership: Not Selected
 Fleet Status: Not Selected

Fleet VIN #: Not Entered
 Fleet Location: Not Selected
 Fleet Make: Not Selected
 Fleet Type: Not Selected

Fleet Department	Fleet Location	Fleet Tag	VIN #	Make	Model	Year	Fleet Status	Replaced with Fleet Tag
DDOT Warehouse	1735 15th Street NE	98SB8473	008473	Snow	Blower	2015	Active	
DDOT Warehouse	1735 15th Street NE	98SB8508	00808	Snow	Blower	2015	Active	
Street and Bridge Wst.	1403 Wst NE	98SL06	05SZ05106	Caterpillar	Skidsteer	2001	Active	
Street and Bridge Wst.	1403 Wst NE	98SL71	05SZ05071	Caterpillar	Skidsteer	2001	Active	
Fleet Management	1735 15th Street NE	98Snw01	001959	Snow	Blower	2015	Active	
Fleet Management	1735 15th Street NE	98Snw02	001236	Snow	Blower	2015	Active	
Fleet Management	1735 15th Street NE	98Snw03	006297	Snow	Blower	2015	Active	
Fleet Management	1735 15th Street NE	98Snw04	015592	Snow	Blower	2015	Active	
Fleet Management	1735 15th Street NE	98Snw05	015595	Snow	Blower	2015	Active	
Fleet Management	1735 15th Street NE	98Snw06	006357	Snow	Blower	2015	Active	
Fleet Management	1735 15th Street NE	98Snw07	015056	Snow	Blower	2015	Active	
Street and Bridge Wst.	1403 Wst NE	98W0157	LH400365H	Bobcat	Generator	2011	Active	
Street and Bridge Wst.	1403 Wst NE	98W1463	LH400365H	Bobcat	Generator	2011	Active	
Fleet Management	1735 15th Street NE	98Y782N	D875V1782N	Yale	Forklift	2014	Active	
Street and Bridge Wst.	1403 Wst NE	HL1694	332853UJM789	Ingersoll Rand	Light Tower	2002	Active	
Street and Bridge Wst.	1403 Wst NE	HL1695	332854UJM789	Ingersoll Rand	Light Tower	2002	Active	
Traffic Control Officers	2000 14th St. (Reeves Ctr.)	Segway 01	112351070439	Segway	i2: Standard	2010	Active	
Traffic Control Officers	2000 14th St. (Reeves Ctr.)	Segway 02	112351070474	Segway	i2: Standard	2010	Active	
Traffic Control Officers	2000 14th St. (Reeves Ctr.)	Segway 03	112351070493	Segway	i2: Standard	2010	Active	
Traffic Control Officers	2000 14th St. (Reeves Ctr.)	Segway 04	122511079863	Segway	i2: Standard	2010	Active	
Traffic Control Officers	2000 14th St. (Reeves Ctr.)	Segway 05	122521079965	Segway	i2: Standard	2010	Active	
Traffic Control Officers	2000 14th St. (Reeves Ctr.)	Segway 06	122521079967	Segway	i2: Standard	2010	Active	
Traffic Control Officers	2000 14th St. (Reeves Ctr.)	Segway 07	122521079964	Segway	i2: Standard	2010	Active	
Traffic Control Officers	2000 14th St. (Reeves Ctr.)	Segway 08	122521079962	Segway	i2: Standard	2010	Active	
Traffic Control Officers	2000 14th St. (Reeves Ctr.)	Segway 09	122521079963	Segway	i2: Standard	2010	Active	
Traffic Control Officers	2000 14th St. (Reeves Ctr.)	Segway 10	122521079953	Cross Terrain	i2: Standard	2010	Active	
Traffic Control Officers	2000 14th St. (Reeves Ctr.)	Segway 11	132281084598	Segway	i2: Standard	2010	Active	
Traffic Control Officers	2000 14th St. (Reeves Ctr.)	Segway 12	132281084603	Segway	i2: Standard	2010	Active	
Traffic Control Officers	2000 14th St. (Reeves Ctr.)	Segway 13	132281084599	Segway	i2: Standard	2010	Active	
Traffic Control Officers	2000 14th St. (Reeves Ctr.)	Segway 14	132291084664	Segway	i2: Standard	2010	Active	
Traffic Control Officers	2000 14th St. (Reeves Ctr.)	Segway 15	132281084645	Segway	i2: Standard	2010	Active	

Appendix 6c**Department of Transportation (KA0)****FY 2017 Bonus Pay**

Name	Position Title	Fund	Index	PCA	Amount
Dubin, Glenn	Attorney Advisor	0300	C1160	DLEGL	\$ 2,767.00
Crane, Margaret	Attorney Advisor	0300	C1160	DLEGL	\$ 2,850.84
Bailey-Thomas, Nana B.	Attorney Advisor	0300	C1160	DLEGL	\$ 2,494.98
O'Connell, Michael Frances	Attorney Advisor	0300	C1160	DLEGL	\$ 2,209.70
Staples, Cheri H.	Trial Attorney	0300	C1160	DLEGL	\$ 2,683.16
Ward, Alicia	Budget Analyst	0100	L0002	LBUDG	\$ 500.00
				Total	\$ 13,505.68

FY17Travel Expenses by Employee					
	Last Name	First Name	Title/Position	Adm	Total (\$)
OD	Ayanwu	Isidore	Information Technology Specialist	ODTI	\$ 2,343.09
	Ashley	Gary	Finance Manager	OD	\$ 1,329.48
	Bailey-Thomas	Nana	Assistant General Counsel	OGC	\$ 4,487.26
	Baniyaive	Baba	Deputy CIO	ODTI	\$ 1,581.75
	Boykin	Cora	Contract Specialist	OD	\$ 1,516.76
	Brown	Lataiba	Budget Analyst	OCFO	\$ 1,372.75
	Calmeise	Karen	Hearing/FOIA Officer	OD	\$ 1,536.48
	Clark	Stephanie	Training Specialist	OD	\$ 2,592.00
	Colon	Just	OD	\$ 2,495.32	
	Craze	Margaret	Assistant General Counsel	OGC	\$ 2,904.58
	Dantsheth	Faye	Policy Analyst	OD	\$ 1,415.34
	Dormajo	Leif	Director	OD	\$ 110,820.08
	Dubin	Gleam	Assistant General Counsel	OD	\$ 1,521.86
	Faust	Christopher	GIS and Applications Specialist	ODTI	\$ 1,759.77
			Supervisory Management & Program Analyst	OD	\$ 200.80
	Graham	James	GIS and Applications Manager	ODTI	\$ 1,846.79
	Graham	James	GIS and Applications Manager	OD	\$ 1,729.44
	Green	Tuanma	Budget Analyst	OCFO	\$ 1,347.54
	Hill	Greg	Program Analyst	OD	\$ 4,552.68
	Johnson	Jesslyn	Equal Opportunities Specialist	OD	\$ 1,454.85
	Jones	Jim	GIS and Applications Specialist	OD	\$ 1,816.21
	Jones-Best	Natalie	Emergency Transportation Project Manager	OD	\$ 380.50
	Kabir	Mohamed	Equal Opportunities Specialist	OD	\$ 1,447.62
	Karver	Washington	GIS and Applications Specialist	ODTI	\$ 1,846.39
	Khan	Faisal	GIS and Applications Specialist	OD	\$ 1,876.44
	Lemon	Elizabeth	IT Specialist	ODTI	\$ 1,736.80
	Lane-Hailey	Jolente	Chief Learning Officer	OD	\$ 557.54
	Love	Lakisha	Operations Manager	OD	\$ 414.00
	Ma	Tina	Program Analyst	OD	\$ 1,351.79
	Marston	Jeffrey	Director	OD	\$ 376.00
	Moore-Paath	Constance	Budget Analyst	OCFO	\$ 1,381.65
	Nimnuanda	Ramukrishna	IT Specialist	OD	\$ 834.18
		Customer Service Communications Specialist	OD	\$ 2,620.06	
Nobles	Aaron			\$ 2,620.06	
O'Connell	Michael	Assistant General Counsel	OGC	\$ 6,341.94	
Owens	Terry	Public Information Officer	OD	\$ 883.95	
Pattus	Angela	Program Analyst	OD	\$ 1,273.28	
Parrin	Paul	Program Analyst	OD	\$ 2,781.06	
Quay	Christopher	Writer/Editor	OD	\$ 1,363.73	
Rich	Victory	Contract Specialist	OCF	\$ 1,174.78	
Rogers	Jonathan	Policy Analyst	OD	\$ 3,672.15	
Seales	Frank	General Counsel	OGC	\$ 7,303.21	
Skinner	Calvin	Chief Budget Officer	OCFO	\$ 2,543.44	
Stillis	Leutisha	Equal Opportunities Specialist	OD	\$ 1,402.70	
Smith	Eric	Administrative Construction Project Officer	OD	\$ 629.85	
Valentine	Kathryn	Budget Officer	OCFO	\$ 3,316.67	
Ward	Alicia	Budget Analyst	OD	\$ 1,500.07	
Ware	Amunda	Program Analyst	OD	\$ 2,912.44	
Winnor	Malika	Program Analyst	OD	\$ 1,154.28	
		Total	\$	207,704.15	

IPMD	Last Name	First Name	Title/Position	Adm	Total (\$)
	Aufow	Ezraemah	Civil Engineer	IPMD	\$ 2,416.23
	Bugard	Jo'Elle	Civil Engineer	IPMD	\$ 1,869.27
	Canvir	Ravindra	Deputy Associate Director	IPMD	\$ 3,725.53
	Hoffman	Paul	Supervisory Civil Engineer	IPMD	\$ 2,100.55
	Kenney	Richard	Deputy Chief Engineer	IPMD	\$ 2,492.13
	Khan	Wasi	Supervisory Civil Engineer	IPMD	\$ 207.60
	Kim	Huanie	Supervisory Civil Engineer	IPMD	\$ 1,660.40
	Kentia	Charles	Civil Engineering Tech	IPMD	\$ 448.98
	Indupch	Albert	Civil Engineer	IPMD	\$ 221.01
	Madhani	Ramesh	Supervisory Civil Engineer	IPMD	\$ 207.00
	Mahneh	Danvi	Associate Director	IPMD	\$ 3,356.10
	Nar	Elmi	Engineering Tech	IPMD	\$ 207.00
	Patel	Bhupendra	Civil Engineering Tech	IPMD	\$ 207.00
	Sarghi	Ali	Civil Engineer	IPMD	\$ 1,002.40
	Siraga	Brake	Civil Engineer	IPMD	\$ 1,983.00
	Tekle	Tedalem	Civil Engineer	IPMD	\$ 484.51
			Total		\$ 23,586.11

PSRD	Last Name	First Name	Title/Position	Adm	Total (\$)
	Baynes	D'Angelo	City-Wide Support	PSRD	\$ 409.00
	Collins	Stacey	Supervisory Construction Rep Maintenance	PSRD	\$ 2,568.50
	Henry	James	Supervisory Construction Rep Maintenance	PSRD	\$ 728.50
	Marcus	Marlene	Associate Director	PSRD	\$ 409.00
	McFadden	Marvin	Construction Representative	PSRD	\$ 1,161.02
			Total		\$ 5,276.02

TDD	Last Name	First Name	Title/Position	Adm	Total (\$)
	Bassett-Lowe	Joann	Transportation Specialist	TDD	\$ 613.36
	Birkett	Dina	Supervisory Civil Engineer	TDD	\$ 2,431.60
	Chang	Howard	Transportation Planner	TDD	\$ 2,227.67
	Choudhury	Raka	Citywide Transportation Planner	TDD	\$ 3,266.62
	Dinaboom	Charles	Transportation Specialist	TDD	\$ 2,435.70
	Egan	Sean	Deputy Associate Director	TDD	\$ 2,627.88
	Koch	David	Management Analyst	TDD	\$ 1,823.53
	Monte	Deborah	Management Analyst	TDD	\$ 967.56
	Straw	Steve	Deputy Associate Director	TDD	\$ 1,286.72
	Torrealas	Cire	Program Analyst	TDD	\$ 1,434.21
	Worth	Spring	Transportation Planner	TDD	\$ 1,401.83
			Total		\$ 26,316.68

TOA	Last Name	First Name	Title/Position	Adm	Total (\$)
	Bago	Cherwin	Electrical Engineer	TOA	\$ 2,847.72
	Baynes	DeAngelo	City-Wide Program Manager	TOA	\$ 409.00
	Callahan	Ashley	Management Analyst	TOA	\$ 2,252.14
	Dev	Somyia	Supervisory Civil Engineer	TOA	\$ 5,111.26
	Dorsey	Joseph	Civil Engineer	TOA	\$ 2,252.40
	Dorsey	Robert	Tree Trimmer and Remover	TOA	\$ 190.83
	Hall	Michael	Supervisory Traffic Control Officer	TOA	\$ 2,018.50
	Harlow	Roberta	Program Analyst	TOA	\$ 400.00
	Henry	James	Supervisory Civil Engineer	PSRD	\$ 1,445.00
	Horton	Aaron	Supervisory Civil Engineer	TOA	\$ 1,064.13
	Jones	Jacqueline	Staff Assistant	TOA	\$ 330.27
	Jones	Anthony	Street Sign Installer	TOA	\$ 188.05
	Kenney	Brenda	Electrical Engineering Technician	TOA	\$ 1,638.85
	Lott	Jonell	Motor Vehicle Operator	TOA	\$ 2,125.70
	Lyle	Jerry	Supervisory Engineering Technician	TOA	\$ 4,097.45
	Mach	Rachelle	Management Analyst	TOA	\$ 2,553.71
	Patterson	Edwin	City-Wide Program Manager	TOA	\$ 2,685.30
	Patterson	Jermain	Roadway Maintenance Supervisor	TOA	\$ 176.56
	Perez	Bianca	Transportation Planner	TOA	\$ 2,354.46
	Phillips	Corendon	Bridge Repairer	TOA	\$ 1,033.64
	Robinson	Suzette	Chief Transportation Engineer	TOA	\$ 1,700.06
	Smith	Devon	Engineering Technician	TOA	\$ 362.26
	Tai	Vivian	Transportation Engineer	TOA	\$ 3,070.04
	Tenbrook	Charles	Management Analyst	TOA	\$ 674.17
	Wheeler	Connie	Supervisory Engineering Technician	TOA	\$ 404.20
	Wooten	Anthony	Roadway Maintenance Supervisor	TOA	\$ 2,157.11
	Young	Danielle	Management Analyst	TOA	\$ 1,327.15
			Total		\$ 41,869.96

PSD	Last Name	First Name	Title/Position	Adm	Total (\$)
	Braynan	George	Highway Safety Specialist	PSD	\$ 1,609.38
	Cass	Angela	Policy Analyst	PSD	\$ 41.00
	Chamberlin	Anna	Transportation Planner	PSD	\$ 1,660.82
	Dick	Stephanie	Transportation Planner	PSD	\$ 655.50
	Dick	Stephanie	Transportation Planner	PSD	\$ 1,046.50
	Gay	Karen	Transportation Management Specialist	PSD	\$ 1,299.00
	Gay	Karen	Transportation Management Specialist	PSD	\$ 1,697.70
	Goodson	Michael	Bicycle Program Specialist	PSD	\$ 265.50
	Hart	Derrick	Bicycle Program Specialist	PSD	\$ 1,385.00
	Hawkinson	Colleen	Transportation Planner	PSD	\$ 2,520.08
	Henson	Jamie	Transportation Management Specialist	PSD	\$ 1,804.18
	Kanagy	Megan	Transportation Planner	PSD	\$ 656.00
	Lynch	Kirsten	Bicycle & Pedestrian Program Specialist	PSD	\$ 2,791.50
	Oswaldor	Gabriel	Transportation Management Specialist	PSD	\$ 1,426.84
	Richards	Laura	Transportation Management Specialist	PSD	\$ 481.71
	Rogers	Jonathan	Transportation Planner	PSD	\$ 1,250.28
	Sebastian	Jim	Supervisory Transportation Planner	PSD	\$ 2,146.28
	Westrom	Ryan	Transportation Planner	PSD	\$ 2,077.00
	Zimmerman	Aaron	Transportation Planner	PSD	\$ 3,571.79
			Total		\$ 11,091.06

UFA	Last Name	First Name	Title/Position	Adm	Total (\$)
	Dorsey	Robert	Tree Trimmer & Remover	UFA	\$ 625.49
			Total		\$ 625.49

FY18Travel Expenses by Employee as of 2/14/2018					
OD	Last Name	First Name	Title/Position	Adm	Total (\$)
	Baniyaive	Baba	Deputy CIO	OD	\$ 3,428.20
	Clark	Stephanie	Training Specialist	OD	\$ 1,767.16
	Fowler-Finn	MeaghanMarie	Analyst	OD	\$ 1,200.77
	Karver	Washington	GIS Specialist	OD	\$ 1,010.50
	Latanag	Ndumba	Operations Manager	OD	\$ 214.32
	Marocian	Jeffrey	Acting Director	OD	\$ 74.00
	Reeves	Paul	Resource Analyst	OD	\$ 951.67
	Rich	Victory	Contract Specialist	OD	\$ 1,174.78
	Rogers	Jonathan	Policy Analyst	OD	\$ 980.09
	Seales	Frank	General Counsel	OD	\$ 2,834.00
	Shivashanm	Lesli	IT Specialist	OD	\$ 6,196.30
			Total		\$ 19,849.79

IPMD	Last Name	First Name	Title/Position	Adm	Total (\$)
	Bunko	Emmett	Civil Engineer	IPMD	\$ 2,298.21
	Chabli	Ohlanu	Civil Engineer	IPMD	\$ 2,615.58
	Canvir	Ravi	Deputy Associate Director	IPMD	\$ 2,745.39
	Habtemariam	Akili	Civil Engineer	IPMD	\$ 1,271.76
	Kest	Daniel	Civil Engineering Technician	IPMD	\$ 135.00
	Khan	Wasi	Supervisory Civil Engineer	IPMD	\$ 135.00
	Kim	Huanie	Supervisory Civil Engineer	IPMD	\$ 2,801.19
	Kowalczyk	Katherine	Supervisory Civil Engineer	IPMD	\$ 2,602.09
	Manga	Eta-Marvis	Civil Engineer	IPMD	\$ 135.00
	Mohani	Razvan	Supervisory Civil Engineer	IPMD	\$ 3,071.71
	Nabu	Daniel	Civil Engineer	IPMD	\$ 135.00
	Pike	Julie	Civil Engineer	IPMD	\$ 2,163.40
	Rad	Behrouz	Civil Engineer	IPMD	\$ 1,536.45
	Sinire	Filiznezh	Civil Engineer	IPMD	\$ 2,010.72
	Spicer	Lakeira	Staff Assistant	IPMD	\$ 786.16
	Totfanchul	Ghannav	Civil Engineer	IPMD	\$ 1,319.00
	Yusef	Yared	Civil Engineer	IPMD	\$ 2,212.19
	Siraga	Brake	Civil Engineer	IPMD	\$ 1,900.45
			Total		\$ 26,556.30

PSRD	Last Name	First Name	Title/Position	Adm	Total (\$)
	Marcus	Matthew	Associate Director	PSRD	\$ 2,690.28
			Total		\$ 2,690.28

TDD	Last Name	First Name	Title/Position	Adm	Total (\$)
	Cleveland	Cleve	Associate Director	TDD	\$ 3,320.87
	Egan	Sean	Deputy Associate Director	TDD	\$ 401.17
	Torrealas	Cire	Program Analyst	TDD	\$ 562.44
	Egan	Sean	Deputy Associate Director	TDD	\$ 1,708.27
	Koch	David	Transportation Specialist	TDD	\$ 802.39
	Rehnort	Erik	Transportation Planner	TDD	\$ 634.72
			Total		\$ 7,516.06

TOA	Last Name	First Name	Title/Position	Adm	Total (\$)
	Dey	Somyia	Associate Director	TOA	\$ 3,231.02
			Total		\$ 3,231.02

PSD	Last Name	First Name	Title/Position	Adm	Total (\$)
	Braynan	George	Highway Safety Specialist	PSD	\$ 1,297.87
	Kanagy	Megan	Transportation Planner	PSD	\$ 707.74
			Total		\$ 2,005.61

Appendix Q6e

D.C. Department of Transportation:

Workers Compensation

Date Range FY 17 - FY 18 to date (2/15/2018)

Workers Compensation	Payment Type		
	Medical	Indemnity	Grand Total
Payments by Fiscal Year			
2017	\$ 138,821.04	\$ 441,637.81	\$ 580,458.85
2018	\$ 37,026.93	\$ 185,678.37	\$ 222,705.30
Grand Total	\$ 175,847.97	\$ 627,316.18	\$ 803,164.15

DDOT - KA0 (OPERATING)
OVERTIME PAY BY ADMINISTRATION & FUND
FY 2017

ADMINISTRATION	APPR FUND	AMOUNT
AMP (1000)	0100	83,786
IPMA (2000)	0100	12,606
PTSA (3000)	0100	124,779
PPSA (4000)	0100	15,738
TOA (5000)	0100	1,802,456
UFA (6500)	0100	22,554
PSRA (7000)	0100	164,596
Subtotal - 0100		2,226,515
PPSA (4000)	0600	45
Subtotal - 0600		45
GRAND TOTAL		\$ 2,226,561

DDOT - KA0		
OVERTIME PAY BY ADMINISTRATION & FUND		
FY 2018		
		1st Qtr
ADMINISTRATION	APPR FUND	AMOUNT
PDA (1100)	0100	1,513
OA (2100)	0100	526,775
AA (3100)	0100	6,381
PA (4100)	0100	20,901
OD (5100)	0100	2,437
Subtotal - 0100		558,007
OA (2100)	8200	6,336
Subtotal - 0200		6,336
GRAND TOTAL		\$ 564,343



DDOT Information Technology Electronic Systems

AASHTO Bridge Management (BrM)

BrM is bridge management system software available through AASHTO that can aid managers in the development of bridge preservation (maintenance, repair and rehabilitation), improvement and replacement projects and programs that result in maximum benefits to DDOT and the overall condition of a bridge population at given budgets utilizing quantitative bridge element level condition data, deterioration and cost models, and agency policies.

- System Age: <1 year
- Last Upgrade: 2017
- Data available to Public - No
- URL: <https://dcdot-brm-523.bentley.com>

Aashtoware

Transportation software which helps in building estimate, bidding and awarding and managing field operations.

- System Age: 13 years
- Last Upgrade: 2017
- Data available to Public - No
- URL: <http://10.83.49.87/Account/LogOn?ReturnUrl=%2f>

ADA Inspection

ADA Compliance Inspection System

- System Age: 4 years
- Last Upgrade: 2016
- Data available to Public - Yes
- URL - <https://adainspection.ddot.dc.gov/AdaInspection>



DDOT Information Technology Electronic Systems

Cityworks

This is a web-based/Commercial of the Shelf (COTS) Work Order Management System DDOT uses to manage over 250K 311 Service Request (SR) each year. This system currently integrates with OUC 311 CSR system.

- System Age: 12 years
- Last Upgrade: 2016
- Data Available to Public: Yes
- RL - <https://adainspection.ddot.dc.gov/AdaInspection>

Compendium

The web-based SharePoint DDOT Compendium is an online reference that provides comprehensive information about all of DDOT's policies, procedures, and services. The Compendium contains a variety of materials - ranging from regulations, to federal legislation, to transportation studies, to FAQs. It is organized alphabetically, by subject, and contains summary pages that provide links to all related documents and references.

According to the District Department of Transportation Policy Compendium Act of 2012 (District Law 19-168):

- "On or before September 30, 2013, the District Department of Transportation shall prepare a policy compendium listing all of the agency's policies and procedures that affect the management of the transportation network and public space...,"
- "The District Department of Transportation shall make the policy compendium available online...,"

The Compendium complements the innovative online resources already provided by DDOT and the District government, such as DDOT's website (www.ddot.dc.gov) for current department news and projects, DDOT's Transportation Online Permitting System (TOPS) for processing public space applications and permits, and 311 Online for accessing city service requests.

- System Age: 5 years
- Last Upgrade: 2013
- Data Available to Public: Yes
- URL : <http://comp.ddot.dc.gov/SitePages/Home.aspx>



DDOT Information Technology Electronic Systems

Cyclomedia Globespotter

This is a hosted, web-based/GIS centric solution used to view panoramic street level imagery collected for the District Government. The system produces Cycloramas (digital, spherical, 360° panoramic images).

- High resolution imagery
 - Well defined internal image geometry
 - Accurate georeference (10 cm) and orientation (0,1°)
 - Complete Metadata
 - All Roads and Alleys were collected
 - Delivery through web hosting or local installation
 - Integrated with ArcGIS and AGO
 - Data Collection Toolbar
 - Measuring tool
-
- System Age: 4 years
 - Last Upgrade: 2016
 - Data Available to Public: No
 - URL - <https://globespotter.cyclomedia.com/>

DDOT University

d. University, the web based training site to find information on the entire courses DDOT offer and encourage employees to participate, both internally and externally,

- System Age: 7 years
- Last Upgrade: 2017
- Data available to Public - No
- URL - <https://sp3.ddot.dc.gov/TrainingRequest>



DDOT Information Technology Electronic Systems

Fleet Management

DDOT's Fleet Management system enables people to accomplish a series of specific tasks in the management of any or all aspects relating to a company's fleet of vehicles. These specific tasks encompass all operations from vehicle acquisition to disposal. System allows functions such as driver and vehicle profiling, vehicle key supervision, vehicle efficiency, etc.

Fleet management includes commercial motor vehicles such as cars and equipment. Fleet (vehicle/equipment) management includes a information management for range of functions, such as fleet inventory, vehicle maintenance, repairs, trip information, infraction, driver management, vehicle trip/key compliance via Traka.

Fleet Management is a function which allows DDOT's transportation business to remove or minimize the risks associated with vehicle investment, improve efficiency and productivity, reduce overall transportation and staff costs, and ensure compliance with official procedures (duty of care).

- System Age: 3 years
- Last Upgrade: 2017
- Data available to Public - No
- URL: n/a

HPMS

This is the Highway Performance Monitoring System, a web-based application used by IPMA for managing roadway condition data into the mandated FHWA 2010+ format. It generates accurate reports for annual FHWA submittal.

- System Age: 5 years
- Last Upgrade: 2014
- Data Available to Public: Yes
- URL - <http://ddotgisapp02/hpms>



DDOT Information Technology Electronic Systems

Nearmap

This is a hosted, web-based/GIS imagery solution used to view aerial photography collected for the District Government. The company is able to capture new imagery every 3-4 months at very high resolution.

- High resolution imagery
 - Accurately georeferenced (15cm)
 - Delivery through web hosting or local installation
 - Integrated with ArcGIS and AGO
 - Data Collection Toolbar
 - Measuring tool
-
- System Age: 3 years
 - Last Upgrade: 2016
 - Data Available to Public: No
 - URL - <http://go.nearmap.com/>

Park DC App

The parkDC mobile app provides real-time parking availability and rate information in the District's Penn Quarter and Chinatown neighborhoods. The app aims to reduce the time needed to find parking, improve turnover of high-demand spaces, provide better parking information, and reduce congestion.

Developed by DDOT, the parkDC app provides parking availability and rate information for on-street parking in the Penn Quarter-Chinatown area, which is bordered by E Street and H Street, NW, between 3rd Street and 11th Street. This is the study zone for DDOT's demand-based pricing pilot program that uses meter rate adjustments to improve parking availability.

The parkDC app shows on-street parking availability using green, orange and red lines, which indicate low, medium or high numbers of spaces. Hourly prices are provided for each block. The parkDC app also provides location, daily rates and hours of operation for parking garages.

- System Age: 3 years



DDOT Information Technology Electronic Systems

- Last Upgrade: 2016
- Data Available to Public: The website and apps are publicly available; underlying data is not
- URL: N/A. Application is available as free download in Android and iOS mobile devices

Permitting Tools

This application gives the public the ability to see active public space permits and applications on an interactive map and also available as a mobile app through iOS and Android devices.

- System Age: 5 years
- Last Upgrade: 2015
- Data available to Public - Yes
- URL - <http://permitviewer.ddot.dc.gov/permittingtools/>

Protrack+

This web-based GIS centric application captures the geographic extent of all roadway projects. In addition, the system will be used to monitor protected streets, and begin cost sharing initiatives with other roadway stakeholders. ProTrack+ assists with the overall management of DDOT projects through the entire project life cycle, including but not excluding funding obligation, contract award, solicitation and project close out. This system will also serve as a central repository for all project related information.

- System Age: 3 years
- Last Upgrade: 2017
- Data Available to Public: Yes
- URL: <https://protrackplus.ddot.dc.gov>

QAQC

The Automated management application serves for tracking and managing day to day field, laboratory and plant material testing examples (asphalt, concrete, soils and other construction materials) as related



DDOT Information Technology Electronic Systems

to upcoming/ongoing construction and maintenance of DDOT's infrastructure projects. In addition, the system functions to process construction materials submittals and provide the critical function of generating final reports and provide IPMD teams access to reports for review and implementation/action. In conclusion the automated system provides a catalogue/ historic information of all testing of materials as related to DDOT's roadway construction projects.

- System Age: 7 years
- Last Upgrade: None
- Data available to Public - No
- URL - <https://extranet.ddot.dc.gov/QAQC.Web>

RideDC

The RideDC Portal Dashboard was conceptualized to provide DC retail establishments and organizations with a web-based tool that would allow users to easily create their own "custom" dashboard to display a dynamic map of transit options near their establishment. The RideDC Portal Dashboard provides near real-time information about multi-modal transportation options and locations on the map. The portal displays:

- Metro Bus / DC Circulator schedules and Nextbus updates
- Metrorail arrival predictions
- Capital Bikeshare bike and open dock availability
- Caresharing location and car availability

The custom dashboard are expected to be display on a monitor near the exit of the retail establishment or somewhere easily accessible to visitors of the establishments, offering the clients near real-time transportation options for their next destination.

- System Age: 2 year
- Last Upgrade: 2014
- Data Available to Public: Yes
- URL - <http://ridedc.ddot.dc.gov/>



DDOT Information Technology Electronic Systems

RideDC Trip Planner

The rideDC Trip Planner is a mobile application designed to help residents and visitors navigate around the District. An updated version of the trip planner, which was released in July 2016, features real-time rail and bus arrivals, as well as current bus locations. The application is map centric and contains a trip planner feature that allows users to chart a course between two destinations using a variety of transit options, including Metrorail, Metrobus and Capital Bikeshare. Transit options are also available in a table format that features route destination information and arrival times for all modes except Capital Bikeshare.

- System Age: 1 year
- Last Upgrade: 2016
- Data Available to Public: The website and apps are publicly available; underlying data is not
- URL: N/A. Application is available as free download in Android and iOS mobile devices

Roads and Highways

Roads and Highways is a new GIS centerline inventory and maintenance tool at DDOT. The tool allows DDOT to update the linear referencing system (LRS) through standard GIS software (ArcGIS) and maintain the attributes and characteristics of the centerline via a secured Web application. The resulting data are shared via public-facing Web services.

- System Age: 3 years
- Last Upgrade: 2016
- Data Available to Public: Yes
- URL: N/A. Application is a licensed, GIS-based toolset which is internally used by DDOT staff only.

RWIS

Roadway Weather Information Systems (RWIS) are technology tools that monitor weather and roadway condition information to assist with transportation system management. Many states utilize RWIS for assisting with roadway maintenance decisions, particularly in cold weather climates, and providing weather information to travelers. Currently DDOT has sites in various locations throughout the District



DDOT Information Technology Electronic Systems

with more to be added in the near future. RWIS stations assist DDOT by measuring the air temperature, wind speed, visibility, precipitation, frost depth and other climatic data.

- System Age: 6 years
- Last Upgrade: None
- Data available to Public - Yes
- URL - <https://extranet.ddot.dc.gov/RWIS/>

Sharepoint 2010 and 2013

This Microsoft web-based solution is used for internal collaborations, conference room reservation, leave calendar, projects and so on with added features in Microsoft products.

- System Age: 7 years
- Last Upgrade: 2014
- Data Available to Public: No
- URL - <https://sp3.ddot.dc.gov/default.aspx>

StormTrak

StormTrak is a web-based application used during snow and storm events to track labor and material cost for DDOT and DPW.

- System Age: 4 years
- Last Upgrade: 2014
- Data Available to Public: No
- URL - <https://stormtrakdc.com/>

Street Vendor

The Street Vendor Point Pick application is a web-based GIS centric system to verify vending locations in the District that aids in the street vendor approval and inspection process.



DDOT Information Technology Electronic Systems

- System Age: 4 years
- Last Upgrade: 2015
- Data available to Public - Yes
- URL - <https://streetvendor.ddot.dc.gov/StreetVendor/>

TOPS

This web-based application is the District Department of Transportation's Online Permitting System (TOPS) that allows you to apply for a Public Space Occupancy, Construction, Excavation or Annual Rental Permit required for use of public space within the District of Columbia. You can be a home owner, tenant, or business needing to occupy metered or unmetered curbside parking, sidewalk, alley or travel lane areas for your activity or construction related work. Once registered, the system makes it easy for you to log into your account any time to apply for a permit, edit your application, upload plans electronically, or check the status of your application. TOPS even allows you to pay for the permit online and then print your permit and reserved parking or emergency not parking signs at any of the DDOT kiosks. The DDOT kiosks are conveniently located at the local 2nd, 3rd, 4th, 5th, 6th, 7th Metropolitan Police Department District offices and our DDOT Public Space Permit Office at 1100 4th Street SW.

- System Age: 8 years
- Last Upgrade: 2016
- Data Available to Public: Yes
- URL: <https://tops.ddot.dc.gov>

Traffic Cameras Map

Map depicting real-time feeds of traffic cameras within The District.

- System Age: 3 years
- Last Upgrade: None
- Data available to Public - Yes
- URL - <http://app.ddot.dc.gov/>



DDOT Information Technology Electronic Systems

Visitor Parking Pass

This web-based application is DDOT's Visitor Parking Pass (VPP), Online system that allows residents to apply and request a VPP pass. The system prints and issues passes to eligible District household on a Residential Parking Permit (RPP) zoned blocks in District.

- System Age: 4 years
- Last Upgrade: 2016
- Data Available to Public: Yes
- URL: <https://vpp.ddot.dc.gov>

District Department of Transportation FY2017

FY2017 Performance Accountability Report

The Performance Accountability Report (PAR) measures each agency's performance for the fiscal year against the agency's performance plan and includes major accomplishments, updates on initiatives, and key performance indicators (KPIs).

Mission

The District Department of Transportation's (DDOT) mission is to enhance the quality of life for District residents and visitors by ensuring that people and goods move safely with minimal adverse impact on residents and the environment.

Summary of Services

DDOT executes its mission through the work of several divisions. - The Office of the Director is responsible for legal affairs; civil rights matters; compliance with the Americans with Disabilities Act of 1990; senior and elderly affairs; and policy and legislative affairs. - The Project Delivery Administration is responsible for design and engineering and related support; street and bridge construction project management and related material inspection and testing; project materials specification review; construction project review and coordination; construction contract execution; intermodal planning; state transportation environmental compliance; project identification and development; DC Circulator bus service; DC Streetcar service; freight and passenger rail; and mass transit policy, including WMATA matters. - The Operations Administration is responsible for tree planting and maintenance; tree inventory management; public space permits and records; investigations and inspections relating to public space regulations; asset management; bridge and street maintenance; streetlight management; traffic operations and safety; transportation systems management; traffic sign fabrication and installation; parking, carsharing, tour bus, and motor carrier regulation, permitting, and operations; and advertisements on parking meters, including the back of receipts printed out by multi-space parking meters. - The Administrative Administration is responsible for human resources; workforce development; budget and financial services; financial planning and management; and contracting and procurement - The Performance Administration is responsible for coordinating and managing transportation system data; customer service; coordinating and managing the agency's fleet, warehouses; and other technology and information services.

FY17 Top Accomplishments

Accomplishment	Impact on Agency	Impact on Residents
New Invoice Tracking Process and System: DDOT launched invoice process improvements on October 1, 2017. This was a year-long effort that started with a 3-month Lean Six Sigma interagency effort in response to a Federal Highway Administration Prompt Payment Review whereby DDOT was found to be non-compliant in paying contractors on time. This process improvement resulted in a Standard Operating Procedure and a new Invoice Tracking System as a part of ProTrack+ along with training of over 200 staff. Additionally, an Invoice Review Team was established to track and report performance metrics, review and resolve complaints, train staff, and modify processes and procedures to improve performance.	The new process will accomplish the following: (1) uniform and consistent invoice processes and procedures Department wide; (2) real-time lifecycle chain-of-custody and approval flow from receipt to submission to the OCFO for payment; (3) minimization of late payment fees; (4) rejection of invoices in a timely manner; (5) rigorous QA/QC process; (6) elimination of processing bottlenecks by assigning backup staff; (7) reduction of complaints due to late processing and payment; and (8) better partnerships with contractors and subcontractors.	DDOT's project delivery will be faster and reduce unnecessary fees, which will improve efficiency for DC's residents.
ProTrack+ Software Roll Out for Project Coordination across DDOT and between Agencies: DDOT developed and implemented an application called ProTrack+ (E Construction) which is now the main system for the project pipeline from Call for Projects to Close Out. ProTrack+ is a cradle to grave project tracking application that allows	ProTrack+ has enhanced coordination across internal DDOT groups, improved the contracting process with external organizations, and provides a GIS-centered view of work by DDOT as well as	ProTrack+ improves project delivery and coordination between agencies and groups, which improves asset

DDOT to start from the "Call for Projects" through obligation to contract process to construction to close out. ProTrack+ incorporates all interaction with OCP, OCFO, FHWA and DDOT staff so it is a seamless process that allows the users to know where each project is along this process pipeline. Training and enhancements are ongoing as are the build out of newer modules such as invoice tracking, Change Order Requests and Project Plan Reviews.	utility companies.	management for residents.
South Capitol/Frederick Douglass Memorial Bridge Contract Award: During FY17, DDOT awarded contracts for the Design-Build construction and the Program Management/Construction Management (PM/CM) for Phase I of the South Capitol Street project. Phase I included the replacement of the deteriorating Frederick Douglass Memorial Bridge, the construction of land-side improvements, including new open spaces and waterfront trail access, on both sides of the Anacostia River, and reconstruction of the Suitland Parkway/I-295 highway interchange. In addition to these two contracts, DDOT advanced the acquisition of the right-of-way necessary for the roadway improvements. In FY18, DDOT will complete right-of-way acquisition, finalize the project design, and begin construction activities. Substantial completion of the project, including demolition of the existing bridge is anticipated in FY21.	This project is the largest project in DDOT's history.	The bridge will result in improved safety, traffic flow, and pedestrian and bicycle access connecting the east and west sides of the Anacostia River. The winning Design-Build team proposed a new signature bridge span with a series of three arches across the river that will provide a new gateway unlike any other river crossing in the District.

2017 Strategic Objectives

Objective Number	Strategic Objective
1	Enhance productivity utilizing a data-driven approach and technology to improve efficiency and effectiveness.
2	Prioritize safety in building and maintaining an environmentally sustainable, accessible, and connected transportation network across all modes.
3	Plan and deliver projects utilizing an integrated approach, developing project pipelines, and ensuring that programmatic and administrative functions are efficiently coordinated and aligned.
4	Support employee performance through targeted professional development, performance management, and enhanced safety guidelines.
5	As custodians of the District's public realm, develop and enforce laws and regulations designed to maintain a safe and beautiful public realm.
6	Create and maintain a highly efficient, transparent and responsive District government. **

2017 Key Performance Indicators

Measure	Freq	Target	Q1	Q2	Q3	Q4	FY 2017	KPI Status	Explanation
1 - Enhance productivity utilizing a data-driven approach and technology to improve efficiency and effectiveness. (6 Measures)									
Total number of bike/ped counters installed	Quarterly	7	3	1	0	1	5	Unmet	The goal of 7 was not achieved due to time/effort from difficulties experienced in getting reliable data

									from 5 installs that were completed.
Circulator on-time performance	Quarterly	80%	73.7%	76.3%	65.1%	73.9%	72.3%	Nearly Met	Bus maintenance was a big obstacle and considering the age of the fleet, 40 new vehicles have been added.
Total number of deployment locations covered for traffic control officers (TCOs)	Quarterly	165	158	187	147	144	159	Nearly Met	Contract/funding issues
Percent of lighting survey issues resolved	Quarterly	60%	91.6%	69.3%	125%	27.4%	81.8%	Met	
Average percent of parking meters working daily	Quarterly	97%	76.6%	84.5%	86.9%	88.9%	84.2%	Unmet	Previous data was based on estimation from service requests because not all meters were networked. As of 10/17/17, all meters are networked in the District, so each meter is providing feedback when there is issues, and contractor can now take proactive action.
Percent of requests for Traffic Control Officers (TCOs) unfulfilled	Quarterly	20%	75%	13.5%	7.5%	4.7%	17.9%	Met	

2 - Prioritize safety in building and maintaining an environmentally sustainable, accessible, and connected transportation network across all modes. (16 Measures)

Percent change in Capital Bikeshare Ridership	Quarterly	2%	7.8%	17.4%	21.9%	9.5%	15.6%	Met	
Number of crashes with bicyclists involved	Quarterly	0	107	137	211	236	691	Unmet	The District has performed better than many peer vision zero cities and the national average over the first two years of the Vision Zero initiative. Nationally, fatalities have risen to 40,000 per year, the fastest increase the country has seen in several decades. Likewise, the District is adding approximately 1,000 residents per month, more people are driving as the economy has improved and gas has become cheaper. More unprotected travelers are walking a biking – DC is now second in the nation for share of commuters biking to work (4.6%). 13.7% of people walking to work. 36% take public transit,

									which makes them vulnerable pedestrians at some point in their journey. This all translates into more potential for crashes, injuries, and fatalities. In the first years of Vision Zero, we've dramatically enhanced our sophistication on data and analysis. This foundation will eventually translate to safety gains on the street in the coming years.
Number of crashes with pedestrians involved	Quarterly	0	319	263	244	247	1073	Unmet	The District has performed better than many peer vision zero cities and the national average over the first two years of the Vision Zero initiative. Nationally, fatalities have risen to 40,000 per year, the fastest increase the country has seen in several decades. Likewise, the District is adding approximately 1,000 residents per month, more people are driving as the economy has improved and gas has become cheaper. More unprotected travelers are walking a biking – DC is now second in the nation for share of commuters biking to work (4.6%). 13.7% of people walking to work. 36% take public transit, which makes them vulnerable pedestrians at some point in their journey. This all translates into more potential for crashes, injuries, and fatalities. In the first years of Vision Zero, we've dramatically enhanced our sophistication on data and analysis. This foundation will eventually translate to safety gains on the street in the coming years.
Percent of "high-priority" bus stops improved to meet ADA standards	Quarterly	93	0	0	0	0	0	Unmet	DDOT received approval from the Federal Transit Administration for the \$2 million grant in August 2017 and now has a program management support task order in place and are advancing corridor-level improvement plans. DDOT has been unable to secure construction management services for the projects due to delays in the A/E schedule procurement but expects to greatly increase productivity in FY18.
Number of safety	Quarterly	250	8	8	8	8	32	Unmet	The original projection of 250

upgrades at priority intersections									focused on all re-stripings however this metric should only consider the identified priority intersections.
Number of vehicle crashes	Quarterly	0	6882	6208	6277	6508	25875	Unmet	The District has performed better than many peer vision zero cities and the national average over the first two years of the Vision Zero initiative. Nationally, fatalities have risen to 40,000 per year, the fastest increase the country has seen in several decades. Likewise, the District is adding approximately 1,000 residents per month, more people are driving as the economy has improved and gas has become cheaper. More unprotected travelers are walking a biking – DC is now second in the nation for share of commuters biking to work (4.6%). 13.7% of people walking to work. 36% take public transit, which makes them vulnerable pedestrians at some point in their journey. This all translates into more potential for crashes, injuries, and fatalities. In the first years of Vision Zero, we've dramatically enhanced our sophistication on data and analysis. This foundation will eventually translate to safety gains on the street in the coming years.
Number of vehicular fatalities	Quarterly	0	3	3	5	6	17	Unmet	The District has performed better than many peer vision zero cities and the national average over the first two years of the Vision Zero initiative. Nationally, fatalities have risen to 40,000 per year, the fastest increase the country has seen in several decades. Likewise, the District is adding approximately 1,000 residents per month, more people are driving as the economy has improved and gas has become cheaper. More unprotected travelers are walking a biking – DC is now second in the nation for share of commuters biking to work (4.6%). 13.7% of people walking to work. 36% take public transit, which makes them vulnerable pedestrians at some point in their journey. This all translates into more potential for crashes, injuries, and fatalities. In the first years of

									Vision Zero, we've dramatically enhanced our sophistication on data and analysis. This foundation will eventually translate to safety gains on the street in the coming years.
Number of pedestrian fatalities	Quarterly	0	0	2	2	2	6	Unmet	The District has performed better than many peer vision zero cities and the national average over the first two years of the Vision Zero initiative. Nationally, fatalities have risen to 40,000 per year, the fastest increase the country has seen in several decades. Likewise, the District is adding approximately 1,000 residents per month, more people are driving as the economy has improved and gas has become cheaper. More unprotected travelers are walking a biking – DC is now second in the nation for share of commuters biking to work (4.6%). 13.7% of people walking to work. 36% take public transit, which makes them vulnerable pedestrians at some point in their journey. This all translates into more potential for crashes, injuries, and fatalities. In the first years of Vision Zero, we've dramatically enhanced our sophistication on data and analysis. This foundation will eventually translate to safety gains on the street in the coming years.
Number of bicyclist fatalities	Quarterly	0	0	0	1	1	2	Unmet	The District has performed better than many peer vision zero cities and the national average over the first two years of the Vision Zero initiative. Nationally, fatalities have risen to 40,000 per year, the fastest increase the country has seen in several decades. Likewise, the District is adding approximately 1,000 residents per month, more people are driving as the economy has improved and gas has become cheaper. More unprotected travelers are walking a biking – DC is now second in the nation for share of commuters biking to work (4.6%). 13.7% of people walking to work. 36% take public transit, which makes them vulnerable pedestrians at some point in their

									journey. This all translates into more potential for crashes, injuries, and fatalities. In the first years of Vision Zero, we've dramatically enhanced our sophistication on data and analysis. This foundation will eventually translate to safety gains on the street in the coming years.
Percent of potholes filled and closed out within 72 hours	Quarterly	87%	79.2%	53.6%	69%	62.9%	64.9%	Unmet	In prior years a Pothole Killer was used which was fast but often ineffective. This year DDOT focused on effectiveness.
Percent of streets in "Fair" to "Excellent" condition	Quarterly	75%	78.4%	78.6%	79.2%	79.8%	79%	Met	
Number of deficient bridges	Quarterly	3	5	5	5	5	5	Unmet	All of these bridges are in the contract pipeline.
Percent of light-emitting diodes (LEDs) installed citywide annually out of 68,000 qualifying lights	Quarterly	9%	0.6%	0%	0.3%	0.1%	0.3%	Unmet	In response to a request made by Councilmember Cheh, a partial moratorium was put in place to discontinue the installation of LED lights on residential streets until community concerns regarding the program are resolved. This delayed the procurement of the LED contract as further studies to find the desired LED were carried out. DDOT is proceeding with the LED installations along the District's highways and will only install within residential neighborhoods with the concurrence of ANC and MPD.
Number of Kids Ride Free passes picked up by students.	Quarterly	17000	19469	21445	22261	20782	83957	Met	
Total number of new Level 3 and Level 4 employers offering transportation programs/benefits to encourage non-SOV travel.	Quarterly	40	28	17	6	2	53	Met	
Number of intersection/safety improvements for bicyclists	Quarterly	8	3	0	2	3	8	Met	

implemented									
3 - Plan and deliver projects utilizing an integrated approach, developing project pipelines, and ensuring that programmatic and administrative functions are efficiently coordinated and aligned. (5 Measures)									
Percent increase in miles of bike lanes installed	Quarterly	10	4.29	0	0.21	2.9	6.64	Unmet	Goal of 10% increase in lanes not achieved due in part to A&E schedule evaluation staff time commitments, high priority projects encountering significant community engagement and/or design issues, unexpected time/complexity associated with low-mileage projects, and continued difficulty awarding standalone bikelane installation contract. We can provide further detail if necessary.
Number of alleys resurfaced	Quarterly	64	47	31	32	33	143	Met	
Percent of miles completed in the paving plan	Annually	0.7%	Annual Measure	Annual Measure	Annual Measure	Annual Measure	96.3%	Met	
Percent of sidewalk blocks completed in the sidewalk plan	Quarterly	70	29.05	25	6.08	20.52	80.9	Met	
Number of studies requested, prepared, or contracted by DDOT	Quarterly	15	2	12	0	0	14	Neutral Measure	
4 - Support employee performance through targeted professional development, performance management, and enhanced safety guidelines. (7 Measures)									
Number of incidents/accidents	Quarterly	130	17	13	17	22	69	Met	
Percent of reported incidents per 100 employees	Quarterly	9%	1.8%	1.3%	1.8%	2.3%	1.8%	Neutral Measure	
Percent of MSS employees completing mandatory training	Quarterly	100	72.17	4.76	18.75	34.51	130.97	Met	
Percent of non-MSS employees participating in training	Quarterly	87	0	53.6	6.67	1.46	59.46	Unmet	DDOT continues to be challenged regarding delivery times and delivery mechanisms that fit all schedules and all locations for non-MSS employees.
Employee	Quarterly	95%	97%	96.4%	98.6%	98.8%	97.7%	Met	

retention rate									
Average Number of Training Hours Per Employee	Quarterly	32.4	0.63	5.13	0.14	0.1	5.76	Unmet	The trend is for a smaller amount of employees to requests multiple trainings. Total numbers of employees requesting and completing training remains too low for our liking.
Average Training Costs Per Employee	Quarterly	1000	449.31	777.91	1031.98	239.37	2410.77	Neutral Measure	

5 - As custodians of the District's public realm, develop and enforce laws and regulations designed to maintain a safe and beautiful public realm. (9 Measures)

Number of trees planted citywide	Quarterly	7000	3858	3361	940	0	8159	Met	
Percent public space applications approved	Quarterly	92%	93.6%	93.1%	95.4%	94%	94.1%	Met	
Percent of DDOT green infrastructure sites maintained in the right-of-way.	Quarterly	11%	19.2%	15.9%	20.8%	25.3%	20.3%	Met	
Number of lighting surveys for upgrade requested by the public	Quarterly	540	107	127	104	73	411	Neutral Measure	
Asset to Metered Space ratio	Quarterly	0.5	0.6	0.6	0.6	0.6	0.6	Unmet	There are limited future opportunity to improve this ratio. However DDOT is exploring how to do pay by phone only, with a pilot to be tested in FY18. If it is successful, DDOT can start removing assets while maintaining metering operations.
Number of Signs Installed	Quarterly	35000	6842	16649	10654	8892	43037	Met	
Mean time to repair meters - Mechanical Meters	Quarterly	24	172	125	71	No data available	123	Unmet	Data is looking at the time it takes to open and close a Service Request as opposed to the actual time it takes to repair a meter.
Mean time to repair meters - Connected Meters	Quarterly	6	84	91	43	12	58	Unmet	This is the first year that DDOT has been able to measure time to repair connected meters and can now enforce its contract stipulations.
Mean time to repair meters - Multi-Space Meters	Quarterly	2	68	61	65	8	51	Unmet	This is the first year that DDOT has been able to measure time to repair connected meters and can

now enforce its contract stipulations.

We've revisited a project to standardize District wide measures for the Objective "Create and maintain a highly efficient, transparent and responsive District government." New measures will be tracked in FY18 and FY19 and published starting in the FY19 Performance Plan.

2017 Workload Measures

Measure	Freq	Q1	Q2	Q3	Q4	FY 2017
1 - Green Infrastructure Maintenance (1 Measure)						
Maintaining green infrastructure	Annually	Annual Measure	Annual Measure	Annual Measure	Annual Measure	245
1 - Street Tree Maintenance (2 Measures)						
Maintaining the safety of our street tree population	Annually	Annual Measure	Annual Measure	Annual Measure	Annual Measure	11047
Street Tree Removal	Annually	Annual Measure	Annual Measure	Annual Measure	Annual Measure	2728
2 - Circulator Operations (4 Measures)						
Number of Circulator Passengers	Annually	Annual Measure	Annual Measure	Annual Measure	Annual Measure	4314408
Total amount of Circulator fare revenue collected	Annually	Annual Measure	Annual Measure	Annual Measure	Annual Measure	\$843564.7
Total cost to operate Circulator	Annually	Annual Measure	Annual Measure	Annual Measure	Annual Measure	22044783
Seasonally Adjusted Annual Rate	Annually	Annual Measure	Annual Measure	Annual Measure	Annual Measure	4314408
2 - Streetcar operations (1 Measure)						
Number of Streetcar Passengers	Annually	Annual Measure	Annual Measure	Annual Measure	Annual Measure	1121466
2 - Traffic Signal Maintenance (1 Measure)						
Traffic Safety Maintenance	Annually	Annual Measure	Annual Measure	Annual Measure	Annual Measure	130
2 - Transportation demand management (1 Measure)						
Number of alternative mode placements	Annually	Annual Measure	Annual Measure	Annual Measure	Annual Measure	Data Forthcoming
3 - Roadway Repairs (1 Measure)						
Number of Potholes Filled (# of Service Requests)	Annually	Annual Measure	Annual Measure	Annual Measure	Annual Measure	7042
4 - Fleet Operations (1 Measure)						

Fleet Operations	Annually	Annual Measure	Annual Measure	Annual Measure	Annual Measure	586908
4 - Public Engagement Training for Eligible Staff (1 Measure)						
Public Engagement Training for Eligible Staff	Annually	Annual Measure	Annual Measure	Annual Measure	Annual Measure	0
5 - Public Space Permitting (1 Measure)						
Number of public space inspections	Annually	Annual Measure	Annual Measure	Annual Measure	Annual Measure	61761
5 - Street Light Asset Management (1 Measure)						
Street Light Maintenance	Annually	Annual Measure	Annual Measure	Annual Measure	Annual Measure	28406
5 - Urban Forest Preservation (1 Measure)						
Preserving the Street Tree Canopy	Annually	Annual Measure	Annual Measure	Annual Measure	Annual Measure	1376

2017 Strategic Initiatives

Title	Description	Complete to Date	Status Update	Explanation
CIRCULATOR (3 Strategic initiatives)				
Circulator Bus Procurement	DC Circulator will take delivery of vehicles ordered in FY16. Specifications for the next order of vehicles will be finalized in FY17 for delivery in FY18 or FY19.	75-99%	The first 26 of the new vehicles entered service in summer 2017. The final 14 new vehicles are being manufactured, with delivery expected in winter 2017/2018.	The final 14 new vehicles are planned for delivery in winter 2017/2018.
Circulator Operations	DDOT will assess site suitability for a future Circulator bus maintenance facility. A new maintenance facility is necessary to properly maintain Circulator buses.	50-74%	DDOT is working with DGS to gain control of the preferred site and begin preparations for necessary improvements.	This is a multi-year project.
Circulator Maintenance	Mid-life overhaul for 2009 Van Hool buses in the Circulator fleet. The overhaul will extend the life of the buses.	50-74%	The presence of new vehicles in the fleet has lowered the average fleet age and reduced the number of maintenance deficiencies present. Maintenance audits will continue, though fewer critical defects have been found. The program will continue its focus on ensuring a robust preventive maintenance program.	Maintenance has improved, but DDOT is targeting a higher overall standard.
INFORMATION TECHNOLOGY (1 Strategic Initiative)				
Integration of Databases for	DDOT will work to develop a process for integrating databases through business	Complete	Protrack Plus training and roll out is ongoing but the system is	

Performance Management	intelligence tools or actual database integration to ensure a method of central reporting for the performance management functions of the agency.		functional from Call for Projects to Close out. Protrack Plus is the main system for the project pipeline. In addition DDOT has selected a vendor to provide a update to our work management system called Cityworks to match with our recent realignment to the agency and improve automation. These two system are part of the core for DDOT's daily effort and reporting on our progress to the EOM.	
INTELLIGENT TRANSPORTATION SYSTEMS (1 Strategic Initiative)				
City-wide Traffic Signal Optimization Program	This project is part of Washington D.C.'s goal to improve overall traffic flow, optimize pedestrian crossing times and reduce bus delays. DDOT will continue its program of systematically optimizing the timings of all traffic signals. 1243 traffic signals have been optimized to-date. In FY 2017, DDOT will complete optimization of last 384 traffic signals (Eastern corridor) in the system. DDOT intends to continue this system-wide optimization program once in every five years (1600+ traffic signals).	Complete	New timing plans were developed and implemented for the last network (376 signals, North-East network) in Summer, 2017. It concludes the Round-1 of the Citywide Signal Optimization Program (1650 traffic signals).	
PERFORMANCE MANAGEMENT (1 Strategic Initiative)				
Multimodal Congestion Management Study	Advance key Year 1 recommendations from the Multimodal Congestion Management Study, including completion of an online visualization tool summarizing study performance measure results, implementation traffic signal timing monitoring and active management, and integration of data and video from operations and monitoring systems into an Advanced Traffic Management System (ATMS).	75-99%	The annual update to our Congestion Study has concluded.	This study is part of an ongoing annual effort.
PLANNING (11 Strategic initiatives)				
Metropolitan Branch Trail Lighting Enhancements	Construct improved lighting on the existing trail to improve the experience for the users.	0-24%	Awaiting comments about legal sufficiency from OAG.	The construction estimate is over 1\$M. Therefore this project needs to be approved by the Council. Concurrently the Package is with the OAG for legal sufficiency.
Metropolitan Branch Trail Construction	DDOT will begin the first phase of construction which can include street reconstruction efforts, improvements to safety, utility relocation, ADA compliance	75-99%	contract is awarded to Potomac Construction, NTP by Mid-October	Delays in awarding the design-build contract.

	components, and storm water mitigation.			
Complete Design Metropolitan Branch Trail Segment from Ft. Totten to Takoma	Complete design of the trail for the Fort Totten to Takoma segment. Final design develops the preliminary designs into much more detailed plans, including details necessary for construction such as dimensions, materials, and environmental impact plans. Final designs are used to solicit construction services through the procurement process.	25-49%	Final Design is necessary before a construction contract can be issued for completion of the Met Branch Trail.	DDOT focused on completing the design-build procurement for the Brookland to Fort Totten section of the trail and conducted additional public engagement with communities along the Fort Totten to Takoma section to address concerns in the 30% design phase.
16th Street NW Transit Priority Planning Study	Complete short-term service improvements. Service improvements were identified in the 16th Street Transit Priority Study and will improve Metrobus service along 16th Street NW.	25-49%	Phase one recommendations will improve bus transit service in the corridor incrementally, with more limited stop service.	
16th Street NW Transit Priority Planning Study	Complete bus lane and stop improvement design. These will improve service for bus riders across the city, including accessibility improvements.	25-49%	DDOT is working with a consultant to develop bus lane configuration alternatives and complete required environmental documentation. DDOT is assessing bus stops for ADA compliance and identifying inadequate stop zones.	This is a multi-year project
Union Station to Georgetown Transportation Improvements	Advance Environmental Assessment and seek Finding of no Significant Impact (FONSI). This is a necessary component of the federal Environmental Assessment process.	50-74%	Technical analysis has made substantial progress. Additional analysis and maintenance and storage facility underway with draft to FHWA/FTA anticipated in 2018 Q1.	DDOT has made significant progress on advancing the EA. Most of the analysis was complete in FY17 and documented results are expected in FY18. A FONSI is anticipated in FY18.
Union Station to Georgetown Transportation Improvements	Preliminary design consists of data gathering, requirements gathering, utility assessments, land surveys, and civil engineering details such as storm water needs. The process incorporates the data gathering process with initial stakeholder meetings to help inform the design process as it goes through development.	50-74%	None.	Ongoing project that was not anticipated to be complete in FY17.
Install Capital Bikeshare	In coordination with community and government partners, DDOT will site and install 20 new Capital Bikeshare stations around the city.	Complete	DDOT installed 12 new CaBi stations in Q4 FY17 and 31 stations total in FY17.	
Capital Bikeshare Sponsorship Program	Develop sponsorship program to allow community partners to support Capital Bikeshare.	0-24%	Potentially large impact, but Arlington County is taking lead and we are waiting for them to develop cooperative RFP.	Priority was on equipment procurement, and Arlington is taking lead on cooperative sponsorship solicitation.
Eastern Downtown Protected Bike	The Eastern Downtown Protected Bike Lane Study will determine the optimal location for a new protected bike lane in the	Complete	Released study that recommended proceeding with 30% design on two alternatives.	

Lane Study	eastern area of Downtown DC.			
Long Bridge Environmental Impact Statement	Advance the Environmental Impact Statement process for the Long Bridge over the Potomac River.	25-49%	Completion is expected in 2019	This is a multi-year project with an expected duration of 3 years.
POLICY DEVELOPMENT (6 Strategic initiatives)				
Intersection Improvements for our Vision Zero Program	Implement intersection improvements throughout the District to provide safer passage for the users of our transportation system.	75-99%	The new Vision Zero website will be ready to launch in mid-October, 2017. The site will include the tableau dashboard and required reporting widgets. DDOT is also providing safety data to EOM for use in a city-wide dashboard.	The website was nearly complete but underwent a redesign following OCTO input. It has also been delayed by ESRI limitations. We will move forward with basic dashboards where necessary until ESRI adds full functionality.
Vision Zero Initiative- Risk-Based Analysis Model	Complete development of risk-based analysis model that will assist with our Vision Zero goals and program.	75-99%	DDOT has identified a firm (Open Data Nation) who will collaborate with the Howard University Transportation Research Center to develop the risk analysis tool. ODN has submitted a proposal in response to DDOT's scope of work. DDOT and ODN are negotiating the terms of an agreement, particularly with regard to intellectual property and a subscription model. A notice to proceed should be issued in Q1 of FY18.	The research program funds to support this project were not available until late July (due to STIP and other FHWA-caused delays). Uncertainty about the timing of funding availability (in flux from Feb-July) prevented the contracting process from getting substantially underway before then. Upside was that the summer intern was able to help put together a very robust scope.
WMATA Capital Funding Agreement	In conjunction with other jurisdictions, DDOT is working to negotiate a 6-year capital funding agreement for WMATA with new project prioritization and reporting requirements.	Complete	Mayor signed legislative package for the 1-year extensions to the Capital Funding Agreement and Local Funding Agreement on 6/30/17.	
Vision Zero Initiative: Placemaking and Public Art	Establish an initiative to enhance safety through placemaking. Pilot safety enhancements through placemaking efforts and public art in three locations. Activate and enhance amenities in poorly designed public spaces to maximize safety. Incorporate green infrastructure and low-impact design.	75-99%	The Lincoln Rd NE site will be implemented early in FY18. A third site has not yet been identified.	OP and DDOT coordination may be improved through an FY18 Vision Zero grant.
Vision Zero Initiative: Create and pilot versions of "Safe zones" in targeted areas in the District	Pilot 25 MPH "Arterial Safe Zones" on two major streets. Pilot "Safe Neighborhoods" with 20 MPH traffic calming in two residential neighborhoods. Create 15 MPH "Safe Zones" around schools, parks, and high concentrations of seniors or youth to apply slower speed limits for expanded	75-99%	DDOT plans to introduce a resolution to approve the 2nd proposed Vision Zero rulemaking as final. Meanwhile, an OAG and DDOT OGC legal opinion have clarified that DDOT does not need to issue a rulemaking to change a	OPLA has not yet approved the introduction of a resolution.

and evaluate the safety impact.	hours. Support with Automated Traffic Enforcement. Evaluate safety impact.		speed limit, but instead can follow the NOI process, so long as the change in speed limit etc. does not constitute a major policy change.	
Vision Zero Initiative: Create a crash and safety data dashboard.	Establish one public location for all crash and safety data on the Vision Zero website. Data will be available in a machine-readable, open format. A data dashboard will display performance of top safety metrics. Incorporate/emulate publicly-sourced data such as "Struck in DC" or the Vision Zero safety map.	75-99%	The new Vision Zero website will be ready to launch in mid-October, 2017. The site will include the tableau dashboard and required reporting widgets. DDOT is also providing safety data to EOM for use in a city-wide dashboard.	The website was nearly complete but underwent a redesign following OCTO input. It has also been delayed by ESRI limitations. We will move forward with basic dashboards where necessary until ESRI adds full functionality.

PROJECT DEVELOPMENT & MANAGEMENT (45 Strategic initiatives)

Rehabilitation of I-395 HOV Bridge over Potomac River	Preliminary design consists of data gathering, requirements gathering, utility assessments, land surveys, and civil engineering details such as storm water needs. The process incorporates the data gathering process with initial stakeholder meetings to help inform the design process as it goes through development.	Complete	Now preparing task order for Final Design	
Maryland Avenue Preliminary Design	Preliminary design consists of data gathering, requirements gathering, utility assessments, land surveys, and civil engineering details such as storm water needs. The process incorporates the data gathering process with initial stakeholder meetings to help inform the design process as it goes through development.	75-99%	90% is Complete, final is due by October 17	Final resolution of DDOT and community comments took longer than anticipated.
Florida Avenue Preliminary Design	Preliminary design consists of data gathering, requirements gathering, utility assessments, land surveys, and civil engineering details such as storm water needs. The process incorporates the data gathering process with initial stakeholder meetings to help inform the design process as it goes through development.	25-49%	30% Completed	Ongoing project that was not anticipated to be complete in FY17.
16th Street Bridge over Piney Branch Parkway Bridge No. 22	Preliminary design consists of data gathering, requirements gathering, utility assessments, land surveys, and civil engineering details such as storm water needs. The process incorporates the data gathering process with initial stakeholder meetings to help inform the design process as it goes through development.	75-99%	DOEE stormwater permit and CFA approval of safety fencing are still pending.	Ongoing project that was not anticipated to be complete in FY17.
Eastern Avenue, New Hampshire Avenue to Whittier Street	Preliminary design consists of data gathering, requirements gathering, utility assessments, land surveys, and civil engineering details such as storm water	75-99%	coordinating with DC Water for conflicts. the 90% submission is on 10/18.	This is an ongoing project that was not anticipated to be complete in FY17.

NW	needs. The process incorporates the data gathering process with initial stakeholder meetings to help inform the design process as it goes through development.			
Broad Branch Road, Beach Drive to Linnean Avenue NW	Final design develops the preliminary designs into much more detailed plans, including details necessary for construction such as dimensions, materials, and environmental impact plans. Final designs are used to solicit construction services through the procurement process.	25-49%	Ongoing.	Ongoing project that was not anticipated to be complete in FY17.
Kennedy Street NW Revitalization	DDOT will begin the first phase of construction which can include street reconstruction efforts, improvements to safety, utility relocation, ADA compliance components, and storm water mitigation.	75-99%	Construction in progress	DDOT issued change order to contractor to address some pedestrian access issues and complete construction.
14th Street SW Ramp Bridges (#170-1, 170-2, 170-3)	Preliminary design consists of data gathering, requirements gathering, utility assessments, land surveys, and civil engineering details such as storm water needs. The process incorporates the data gathering process with initial stakeholder meetings to help inform the design process as it goes through development.	75-99%	Field inspection was complete after a few months delays. Currently working on the final report.	Ongoing project that was not anticipated to be complete in FY17.
Powerline Undergrounding Engineering (DC PLUG) - Feeder 308	DDOT will begin the first phase of construction which can include street reconstruction efforts, improvements to safety, utility relocation, ADA compliance components, and storm water mitigation.	0-24%	The design is complete. B22-0184 Financing Amendment Act of 2017 was approved by Council and signed into law by the Mayor. The biennial plan was submitted to PSC on July 3, 2017, and approval is anticipated no earlier than November 2017.	Approval of First Biennial Plan required prior to moving forward.
Rehabilitation of Key Bridge	DDOT will begin the first phase of construction which can include street reconstruction efforts, improvements to safety, utility relocation, ADA compliance components, and storm water mitigation.	25-49%	Construction in progress, about 40% complete	Ongoing project that was not anticipated to be complete in FY17.
Reconstruction of SB Kenilworth Avenue NE	Preliminary design consists of data gathering, requirements gathering, utility assessments, land surveys, and civil engineering details such as storm water needs. The process incorporates the data gathering process with initial stakeholder meetings to help inform the design process as it goes through development.	75-99%	Task Modification is added for additional work.	Ongoing project that was not anticipated to be complete in FY17.
Rehabilitation of Kenilworth Pedestrian Bridges - Douglas Pedestrian	Preliminary design consists of data gathering, requirements gathering, utility assessments, land surveys, and civil engineering details such as storm water needs. The process incorporates the data gathering process with initial stakeholder	75-99%	R.O.W Acquisition	Ongoing project that was not anticipated to be complete in FY17.

Bridge Replacement	meetings to help inform the design process as it goes through development.			
Pennsylvania Avenue NW Bridge over Rock Creek	DDOT will begin the first phase of construction which can include street reconstruction efforts, improvements to safety, utility relocation, ADA compliance components, and storm water mitigation.	50-74%	Construction in progress	Comments received are under review by DDOT and FHWA. A FONSI is expected shortly.
Oxon Run Trail from South Capitol to 13th Street SE	DDOT will begin the first phase of construction which can include street reconstruction efforts, improvements to safety, utility relocation, ADA compliance components, and storm water mitigation.	75-99%	The construction will complete at the end of October 2017	Planting and punch list expected in first quarter of FY18.
Southern Avenue Phase II	Preliminary design consists of data gathering, requirements gathering, utility assessments, land surveys, and civil engineering details such as storm water needs. The process incorporates the data gathering process with initial stakeholder meetings to help inform the design process as it goes through development.	50-74%	None	Ongoing project that was not anticipated to be complete in FY17.
Powerline Underground Engineering (DC PLUG) - Program Management	Begin the Program Management phase of this project that will provide consulting services to assist with contract oversight, field reporting, outreach and quality controls.	0-24%	Work will not begin until Biennial Plan is approved, and the solicitation process is initiated. Pre-Program Management solicitation currently with OCP.	Program Management Solicitation will be based off of deliverables of the Pre-Program Management contract, which is pending award.
Cleveland Park Streetscape and Drainage Improvement	Preliminary design consists of data gathering, requirements gathering, utility assessments, land surveys, and civil engineering details such as storm water needs. The process incorporates the data gathering process with initial stakeholder meetings to help inform the design process as it goes through development.	25-49%	Stakeholder and agency engagement is ongoing.	Ongoing project that was not anticipated to be complete in FY17.
Pennsylvania Avenue NW Bridge over Rock Creek CM	Begin the Program Management phase of this project that will provide consulting services to assist with contract oversight, field reporting, outreach and quality controls.	50-74%	CM Services continue	Ongoing project that was not anticipated to be complete in FY17.
Pennsylvania Ave./Potomac Ave. Circle	Preliminary design consists of data gathering, requirements gathering, utility assessments, land surveys, and civil engineering details such as storm water needs. The process incorporates the data gathering process with initial stakeholder meetings to help inform the design process as it goes through development.	75-99%	The EA has been drafted and circulated for public review and comment. Received comments are being reviewed by DDOT and FHWA. A FONSI is expected in Fall 2017.	Final FHWA comments took longer than anticipated.
H Street Bridge, NE, from North Cap. To 3rd Street	Preliminary design consists of data gathering, requirements gathering, utility assessments, land surveys, and civil engineering details such as storm water	0-24%	Consultant selection is completed	Ongoing project that was not anticipated to be complete in FY17.

	needs. The process incorporates the data gathering process with initial stakeholder meetings to help inform the design process as it goes through development.			
11th Street Bridge Park	Preliminary design consists of data gathering, requirements gathering, utility assessments, land surveys, and civil engineering details such as storm water needs. The process incorporates the data gathering process with initial stakeholder meetings to help inform the design process as it goes through development.	75-99%	Feasibility study started Dec. 7, 2016., bridge layout and impact to navigation channel revised, plan, elevation, and locations of elements of the bridge park revised to reduce impact to the environment and utility lines. Bridge inspection and condition assessment completed, bridge touch down area and locations of program area refined	It was not intended to be completed in FY17; Phase I will be completed in FY 18.
Green Alleys	Preliminary design consists of data gathering, requirements gathering, utility assessments, land surveys, and civil engineering details such as storm water needs. The process incorporates the data gathering process with initial stakeholder meetings to help inform the design process as it goes through development.	75-99%	First 3 alleys starting construction 10/20/17	Construction scheduled for FY18.
Green Infrastructure Construction Local IDIQ	DDOT will begin the first phase of construction which can include street reconstruction efforts, improvements to safety, utility relocation, ADA compliance components, and storm water mitigation.	0-24%	Effective contracting mechanism to effectively implement multiple small design projects.	Contract through FY19.
Green Infrastructure Construction Federal IDIQ	DDOT will begin the first phase of construction which can include street reconstruction efforts, improvements to safety, utility relocation, ADA compliance components, and storm water mitigation.	75-99%	First 2 task orders nearing completion. 1 more task order issued. Expecting 3 more task orders before 1/1/18.	Contract through FY19.
Martin Luther King Jr. Avenue Corridor Study from South Capitol St. to Milwaukee Place	Preliminary design consists of data gathering, requirements gathering, utility assessments, land surveys, and civil engineering details such as storm water needs. The process incorporates the data gathering process with initial stakeholder meetings to help inform the design process as it goes through development.	50-74%	Working on the resolutions with stakeholders	Ongoing project that was not anticipated to be complete in FY17.
Bloomingtondale Green Infrastructure	Preliminary design consists of data gathering, requirements gathering, utility assessments, land surveys, and civil engineering details such as storm water needs. The process incorporates the data gathering process with initial stakeholder meetings to help inform the design process as it goes through development.	50-74%	Ongoing.	The first phase is scheduled to be completed in FY18. The second phase will be completed in FY19.
South Capitol/Frederick	Issue a Request for Proposal for Construction Management services related	Complete	Award planned for July 2017	

Douglass Memorial Bridge	to the construction of the South Capitol/Frederick Douglass Memorial Bridge.			
Virginia Ave. Tunnel	Begin the Program Management phase of this project that will provide consulting services to assist with contract oversight, field reporting, outreach and quality controls.	50-74%	This initiative has been meeting the goals of the MOA between DDOT and CSXT.	It is an ongoing initiative which is driven by 3rd party progress.
Permitting Support Mega Projects	Continue the ongoing program for Permit Support on Mega Projects	25-49%	This initiative has been meeting the goals established by the LTCP MOU, and is ongoing.	It is an ongoing initiative which is driven by 3rd party progress.
17th Street Improvements from Potomac to Benning	DDOT will begin the first phase of construction which can include street reconstruction efforts, improvements to safety, utility relocation, ADA compliance components, and storm water mitigation.	25-49%	Construction is underway	Ongoing project that was not anticipated to be complete in FY17.
South Capitol/Frederick Douglass Memorial Bridge D/B Contract	Issue Request for Proposals for the construction of the South Capital/Frederick Douglas Memorial Bridge.	Complete	Award planned for early summer	
AWI Program Management	Begin the Program Management phase of this project that will provide consulting services to assist with contract oversight, field reporting, outreach and quality controls.	25-49%	This initiative has been meeting the needs of DDOT's AWI program and is ongoing.	This initiative is ongoing and was not intended to be completed in FY 2017.
Reconstruction of Oregon Avenue	Final design develops the preliminary designs into much more detailed plans, including details necessary for construction such as dimensions, materials, and environmental impact plans. Final designs are used to solicit construction services through the procurement process.	75-99%	Final right-of-way acquisition underway.	Right-of-Way acquisition took longer than expected.
Rehabilitation of Key Bridge CM	Begin the Program Management phase of this project that will provide consulting services to assist with contract oversight, field reporting, outreach and quality controls.	25-49%	CM Services continue	Ongoing project that was not anticipated to be complete in FY17.
Reconstruction of Oregon Avenue	Final design develops the preliminary designs into much more detailed plans, including details necessary for construction such as dimensions, materials, and environmental impact plans. Final designs are used to solicit construction services through the procurement process.	75-99%	Final right-of-way acquisition underway.	The right-of-way acquisition took longer than expected.
Rehabilitation of Anacostia NE over Anacostia River Outlet	Issue a Request for Proposal for the design of Anacostia Ave NE.	0-24%	Task Order Issued for Phase I of the project; inspection of the bridges is 90% completed; project coordination with PEPCO, NPS, DOEE and DDOT planning group is	It was never intended to be completed in FY17; Phase I will be completed in FY18.

			on going.	
Oregon Avenue Watershed LID	Preliminary design consists of data gathering, requirements gathering, utility assessments, land surveys, and civil engineering details such as storm water needs. The process incorporates the data gathering process with initial stakeholder meetings to help inform the design process as it goes through development.	50-74%	Ongoing	Design scheduled for FY18 completion and construction for FY19.
Anacostia Freeway over Nicholson Street	Final design develops the preliminary designs into much more detailed plans, including details necessary for construction such as dimensions, materials, and environmental impact plans. Final designs are used to solicit construction services through the procurement process.	Complete		
Reconstruction of NB Kenilworth Avenue NE	Begin the Program Management phase of this project that will provide consulting services to assist with contract oversight, field reporting, outreach and quality controls.	Complete	None	
Replacement of 31st Street NW Bridge over C&O Canal	Final design develops the preliminary designs into much more detailed plans, including details necessary for construction such as dimensions, materials, and environmental impact plans. Final designs are used to solicit construction services through the procurement process.	75-99%	Obligation of construction fund completed. Currently finalizing PS&E	Coordination with National Park Service on construction timeline and canal access delayed final design and construction obligation.
Reconstruction of NB Kenilworth Avenue NE	DDOT will begin the first phase of construction which can include street reconstruction efforts, improvements to safety, utility relocation, ADA compliance components, and storm water mitigation.	Complete	None	
Replacement of 31st Street NW Bridge over C&O Canal	Final design develops the preliminary designs into much more detailed plans, including details necessary for construction such as dimensions, materials, and environmental impact plans. Final designs are used to solicit construction services through the procurement process.	75-99%	Obligation of construction fund completed. Currently finalizing PS&E	Coordination with National Park Service on construction timeline and canal access delayed final design and construction obligation.
16th Street Bus Lanes	Begin a phased implementation of 16th Street Bus Study's final recommendations to help improve bus services along the corridor.	25-49%	The project will improve bus speed and reliability, improving the experience for bus riders and reducing Metrobus operating costs.	It is an ongoing initiative.
ADA bus stop compliance	This project began in FY16 to target 51 high-priority bus stops that are in need of improvements to achieve ADA-compliance. FY17 should see the completion of the remainder of the 51 high priority locations that were not upgraded during FY16.	0-24%	DDOT's Asset Management division is upgrading high-priority bus stops to ADA compliance	This is a multi-year project.

Anacostia Riverwalk Trail - complete Kenilworth extension	DDOT will complete the Anacostia Riverwalk Trail with the four-mile Kenilworth Aquatic Gardens segment, linking Benning Road to the Bladensburg Trail in Maryland.	75-99%	Increase in trail connectivity.	The trail is completed and opened to traffic since October 2016. Few punch list items that were not yet addressed by the contractor could not allow closeout of the project.
STREET CAR (2 Strategic Initiatives)				
Streetcar Vehicle Procurement	Finalize specifications for the next order of vehicles that may be accepted for delivery in FY18 or FY19.	0-24%	Staff will await new PMC to complete vehicle design study.	DDOT is actively advancing its understanding of streetcar vehicle technology and delivered a report to Council this year documenting its findings. DDOT will continue to refine its approach to streetcar vehicles in FY18.
Streetcar Extensions	Currently under study, DDOT will begin designs for both the Georgetown and Benning Road extensions of the DC Streetcar.	50-74%	Currently conducting EA for USGT and Benning; Benning EA 95% complete and undergoing final FHWA review; advertising SOW for Benning Design.	Both environmental processes are nearing completion. The Benning Extension EA completed additional noise analysis required by FHWA. A FONSI is anticipated in early FY18. The Union Station to Georgetown EA has made significant progress. Most of the analysis was complete in FY17 and documented results are expected in FY18. A FONSI is anticipated in FY18.

Question 13

DISTRICT DEPARTMENT OF TRANSPORTATION
Operating Budget/Expenditures by Administration - FY17 and FY18

FY17 Approved Budget PRE-CAFR					FY18 Approved Budget as of 12/31/17 (1st QTR)			
Administration	FY17 Approved Budget PRE-CAFR	FY 17 Expense/Obligation	Variance	Variance Description - See response to Question 20	Administration	FY18 Approved Budget as of 12/31/17 (1st QTR)	FY18 1st QTR Expense/Obligation	Variance
Agency Management (AMP) (OD)					Administrative (AA00)			
PS	7,064,765	7,037,769	26,996		PS	3,392,384	909,426	2,482,958
NPS	2,007,894	1,898,924	108,970		NPS	58,511	9,394	49,117
Subtotal	9,072,659	8,936,693	135,966		Subtotal	3,450,895	918,820	2,532,075
Infrastructure Project Management (IPMA)					Project Delivery Administration (PD00)			
PS	1,780,883	1,300,455	480,428		PS	7,430,341	1,347,134	6,083,207
NPS	5,871,200	5,863,339	7,861		NPS	33,818,680	22,788,789	11,029,891
Subtotal	7,652,083	7,163,794	488,289		Subtotal	41,249,021	24,135,923	17,113,098
Progressive Transportation Services (PTSA)					Performance (PD00)			
PS	1,797,432	1,785,654	11,778		PS	3,478,622	1,209,565	2,269,057
NPS	9,933,616	9,834,569	99,047		NPS	1,634,413	1,620,274	14,139
Subtotal	11,731,048	11,620,223	110,825		Subtotal	5,113,035	2,829,839	2,283,196
Planning, Policy & Sustainability (PPSA)								
PS	2,623,554	2,606,637	16,917					
NPS	23,393,580	20,949,509	2,444,071					
Subtotal	26,017,134	23,556,146	2,460,988					
Transportation Operations (TOA)					Operations (OA00)			
PS	20,809,350	18,880,188	1,929,162		PS	31,043,447	7,271,472	23,771,975
NPS	21,487,336	18,624,779	2,862,557		NPS	29,696,977	19,503,936	10,193,041
Subtotal	42,296,686	37,504,967	4,791,719		Subtotal	60,740,424	26,775,408	33,965,016
Urban Forestry (UFA)								
PS	857,925	548,852	309,073					
NPS	2,762,339	2,686,681	75,658					
Subtotal	3,620,264	3,235,533	384,731					
Public Space Regulations (PSRA)								
PS	6,187,543	6,035,184	152,359					
NPS	331,480	309,344	22,136					
Subtotal	6,519,023	6,344,528	174,495					
Agency Financial Operations (AFO)					Office of the Director (OD)			
PS	1,765,599	1,547,929	217,670		PS	3,072,861	942,110	2,130,751
NPS	15,000	13,600	1,400		NPS	6,912,163	3,421,027	3,491,136
Subtotal	1,780,599	1,561,529	219,070		Subtotal	9,985,024	4,363,137	5,621,887
ADMIN TOTAL					ADMIN TOTAL			
PS	42,887,051	39,742,668	3,144,383		PS	48,417,655	11,679,707	36,737,948
NPS	65,802,445	60,180,745	5,621,700		NPS	72,120,744	47,343,420	24,777,324
TOTAL	108,689,496	99,923,413	8,766,083		TOTAL	120,538,399	59,023,127	61,515,272

FOOTNOTE: Agency Budget Structure changed in FY18, therefore the tables do not represent a one to one comparison, however, it is a close crosswalk in the table pairing.

Question 14 - Reprogramming - FY2017 (Approved)

Origination of Funds (From)	Designation of Funds (To)	Amount	Purpose
Special purpose operating budget from 6909 as PayGo operating budget MRR08A	Local Capital project MRR08A - Long Bridge Study/Environmental	\$ 300,000.00	The agency has received a federal grant with local matching funds from partners, and has made a local contribution to complete an Environmental Impact Statement on the Long Bridge (VRE Funds).
Capital budget from GFL01C/04 - DDOT Facilities	New Capital project FTF01C/04 - Resurfacing Ripping Floor	\$ 62,000.00	The funds are needed to complete major critical upgrades at the Fort Totten Trash Transfer Station.
Special purpose operating budget from 6901 as PayGo operating budget MRR08A	Local Capital project MRR08A - Long Bridge Study/Environmental	\$ 700,000.00	DDOT received a federal grant with local matching funds from partners, and has made a local contribution to complete an Environmental Impact Statement on Long Bridge.
Local Capital project EW002C - East Washington Street Traffic Relief	Local Capital project BRI01C - Parkside Bridge - Parkside	\$ 1,400,000.00	The Parkside Pedestrian Project is a key component of the Kenilworth Ave Corridor Study and will provide safe, well lit, disabilities-accessible pedestrian travel.
Special purpose operating budget from 6909 as PayGo operating budget MRR08A	Local Capital project MRR08A - Long Bridge Study/Environmental	\$ 300,000.00	The agency has received a federal grant with local matching funds from partners, and has made a local contribution to complete an Environmental Impact Statement on the Long Bridge (DRPT Funds).
Local Capital fund 0332 within projects EW001C & EW002C	Local Capital project FLD01C - Prevention of Flooding in Bloomingdale	\$ 467,292.55	The funding is needed to advance designs and to complete construction for Stormwater work to mitigate flooding in the Bloomingdale neighborhood.
Local Capital projects: AD201C, CE301C, CE503C, CIT15C, ED302C, ED303C, EDL01C, EDL09C, EDS06C, PM301C, PM302C, PM303C, PMT04C & NPP01C	Local Capital project CEL21C - Alley Rehabilitation	\$ 965,855.57	Of the \$2.5M funds requested, \$1M is needed to perform a citywide alley condition assessment. The remaining amount is needed to fund additional rehabilitation projects as part of Alleypalooza.
Local Capital projects: CE312C, CG311C and CG312C	Local Capital project CG313C - Greenspace Management	\$ 2,591,607.57	Funding is needed to consolidate Urban Forestry Division's local capital portfolio to provide greater flexibility to deliver the District's tree canopy coverage goals.
Special purpose operating budget from 6901 as PayGo operating budget PM0L1A	Local Capital project PM0L1A - Pennsylvania Avenue East / White House Transp. Study	\$ 272,307.00	The funds are needed to complete technical tasks.
Local Capital fund 0332 within projects EW001C & EW002C	Local Capital project FLD01C - Prevention of Flooding in Bloomingdale	\$ 1,224,491.49	The funding is needed to advance designs and to complete construction for Stormwater work to mitigate flooding in the Bloomingdale neighborhood.
WMATA Fund - PRIIA, Hazardous Rd Segments Improvements & Eastern Market Plaza/French St NW	Board of Elections Management System	\$ 876,100.51	Funds are necessary for the BOE to solicit proposals for the development, implementation, data conversions, testing, and installation of a new election database.
Federal Capital projects: AW015A, SR010A, SR049A, PM0C4A, CDTE7A, PM0D8A, AD020A, MRR23A, CKT76A, CD063A, AF089A, AF066A & ED047A	Local Capital project CEL21C - Alley Rehabilitation	\$ 1,905,212.33	Funds are needed to fund additional rehabilitation projects as part of Alleypalooza.
Operating Special Purpose Revenue Fund 6909 Traffic Mitigation Plan as PayGo capital budget	Local Capital project CEL21C - Alley Rehabilitation	\$ 500,000.00	The construction of the First Street Tunnel Project has significantly impacted the residents of the neighborhood. Affected alleys are being repaired.
Special Purpose Operating Budget (TOA-Traffic Services) as PayGo TID01C	TID01C - Traffic Infrastructure Development	\$ 15,300.00	Budget is needed to support the revenue received from the Warf District Master Developer, LLC for transportation infrastructure work.
Local Capital Fund 0330 within project EDS00C, Great Streets Initiative PLU00C	Local Capital project PLU00C DC Powerline Undergrounding (DC PLUG)	\$ 98,959.00	Funds are needed to support the DC Powerline Undergrounding initiative.
Special Purpose Operating Budget (TOA-Traffic Services) as PayGo TID01C	TID01C - Traffic Infrastructure Development	\$ 45,475.00	Budget is needed to support the revenue received from multiple developers for transportation infrastructure work throughout the District.
Special Purpose Operating Budget fund 6909 as PayGo MRR16C	Local Capital Project MRR16C - Virginia Avenue Tunnel	\$ 675,439.00	The budget is needed to allow DDOT to complete project requirements of the awarded capital project.
Local Capital Project CE307C - Bridge Maintenance	Local Capital Project CE304C - Street Sign Improvements	\$ 450,000.00	Funds are needed to cover the cost of street sign fabrication and installation for the remainder of the fiscal year.
Special Purpose Operating Budget fund 6909 as PayGo	Local Capital project CEL21C - Alley Rehabilitation	\$ 2,700,000.00	Funds were received from DC Water to be used for Green Alley construction throughout the District.
Special Purpose Operating Budget (TOA-Traffic Services) as PayGo TID01C	TID01C - Traffic Infrastructure Development	\$ 27,370.00	Budget is needed to support the revenue received from multiple developers for transportation infrastructure work throughout the District.
Fund 6909 Transportation Infrastructure Mitigation	Mall Tunnel Revenue	\$ 114,743.21	Funds are needed to support revenue received from GSA for lighting, ventilation & maintenance for the 2nd & 3rd street mall tunnels.
Fund 6901 DDOT Enterprise Fund	General O-Type Fund	\$ 362,054.91	Funds are needed to support the revenue received from private entities for services rendered by DDOT during special events.
PayGo capital budget - WMATA fund - PRIIA	OCME Vehicle Replacement Program	\$ 115,000.00	The Paygo capital budget is needed to purchase one Medical Examiner Transport Team (METT) Cargo Van and one Investigation SUV.
WMATA Fund PRIIA - Reverse PayGo	Zoning Service/Zoning Services	\$ 200,000.00	Operating budget is needed to make critical upgrades to the Office of Zoning Hearing Room at One Judiciary Square.

Question 14 - Reprogramming - FY2018 (Approved)

Origination of Funds (From)	Designation of Funds (To)	Amount	Purpose
Within the Operations Administration (OA00) and Project Delivery Administration (PD00)	Within the Operations Administration (OA00) and Project Delivery Administration (PD00)	\$29,059.51	The funds are needed as planned in the approved FY18 Budget and Financial Plan
Special Purpose Operating Budget - TOA Traffic Services as PayGo	DC Water LTCP Project - SR319C	\$266,970.00	DC water has a multi-year construction project underway which has varying and widespread occupancy of DC right-of-way
Local Operating Budget withing TOA - Traffic Services	CE314C - Buzzard Point Streets Project	\$20,400.00	WM Schlosser Construction Company Incorporated made payment to DDOT.
WMATA Fund PRIIA - SA311C 04	IT Upgrade - IJIS Integration - FZ038C	\$129,566.25	This project involves creating a new transactional interface between the sentencing commission and the criminal justice coordinating council to integrate new MPD data

Question 15 - Intra District MOU Log - FY2017 AND FY 2018

Request Date	Buyer Agency	Seller Agency	Description of Service	Amount
8/23/2016	DDOT	OP/SHPO/OGC	To fund one full - time employee to review DDOT projects	\$ 140,000.00
9/1/2016	DDOT	OGC	Fund 3 procurement personnel to support initiatives & operational activities of DDOT	\$ 460,103.06
9/5/2016	DDOT	OAG	For Impaired and Under the Influence Driving	\$ 704,700.00
9/5/2016	DDOT	OCME	To Improve Toxicological Investigation of Drug Impaired Driving	\$ 259,970.00
9/7/2016	DDOT	OCME	To improve toxicology investigation and drug impaired driving	\$ 194,210.00
9/14/2016	DDOT	OAG	To operate the Traffic Safety Resource Prosecutor Program	\$ 172,500.00
9/19/2016	DDOT	DCHR	Provide suitability & compliance service for candidates for employment	\$ 28,058.00
9/23/2016	DDOT	MPD	Reimbursable duty services provided on Streetcar (H street, NE & Benning RD, NE)	\$ 1,418,562.00
9/27/2016	DDOT	DC WATER	Bloomington and N. Hood Alley Improvements	\$ 301,307.19
10/5/2016	DDOT	DPW	To install side-underride prevention devices	\$ 73,680.00
10/6/2016	DDOT	DMV	To design an eCitation system compatible with sister agencies	\$ 500,000.00
10/7/2016	DDOT	DC FEMS	To purchase onsite safety gear	\$ 317,561.66
10/13/2016	DDOT	OCME	To purchase a Liquid Chromatograph Mass Spectrometer	\$ 350,000.00
10/27/2016	DDOT	DDOT	Solve delays in entering Traffic Convictions received from other jurisdictions/states	\$ 50,000.00
11/17/2016	DDOT	DMHHS	To gather transportation safety data related to: pedestrians	\$ 20,000.00
11/28/2016	DDOT	MPD	Pedestrian/Bicycle Safety Program	\$ 207,103.00
11/28/2016	DDOT	DMPED	Design review and construction for future public space streets in reservation 13	\$ 5,932,394.00
11/28/2016	DDOT	MPD	Carry out goals & operating of alcohol Countermeasures/Impaired Driving Program	\$ 1,134,082.08
11/28/2016	DDOT	Authority	Stage buses for the Inauguration at RFK stadium parking lot	\$ 65,219.50
12/7/2016	DDOT	MPD	Increase seat belt usage with all vehicle drives & occupants within the District	\$ 699,123.49
12/8/2016	DDOT	DHCD	Community Development Block Grant Funds for Street Improvements	\$ 3,996,330.94
12/9/2016	DDOT	MPD	Deter aggressive driving by providing educational materials & increased enforcement	\$ 421,140.66
12/15/2016	DDOT (OCA)	OCTO	Microsoft Government cloud O365 Enterprise E1 plan	\$ 124,406.00
12/27/2016	DDOT	OUC	For CW Radio System, Computer - Aided Dispatch, & Mobile Data Computing	\$ 75,365.93
12/28/2016	DDOT	ORM	Vision Zero Defensive Driver Training Program	\$ 130,000.00
1/3/2017	DDOT	ODR	Sign Language Interpretation (SLI) Services	\$ 6,210.00
1/3/2017	OCA	ODR	Sign Language Interpretation (SLI) Services	\$ 1,304.00
1/23/2017	DDOT	HSEMA	Emergency Transportation Annex (ETA) Phase II	\$ 200,000.00
1/30/2017	DDOT	DFHV	Vision Zero MOU with the DC Department of For-Hire Vehicles	\$ 61,000.00
2/7/2017	DDOT	OAG	Jemal property acquisition related to the South Capitol Street Project	\$ 90,000.00
2/7/2017	DDOT	OSSE-DOT	Purchase gasoline vehicles to replace old diesel vehicles	\$ 1,170,000.00
3/7/2017	OCFO	DDOT	Collect Surface Rental Bills	\$ 81,259.00
3/21/2017	DDOT	DCHR	Capital City Fellows at DDOT	\$ 93,545.98
3/21/2017	DDOT	OAG	Fund (1) OAG Attorney stationed at DDOT	\$ 169,307.00
4/12/2017	DDOT	DOEE	Clean Water Act State Revolving Funds for the Alger Park Upland LID	\$ 227,856.00
5/11/2017	DDOT	DC WATER	Construction of Green Alleys As Part of Alley Contract	\$ 2,700,000.00
7/13/2017	DDOT	OCTO	Kids Ride Free Enhancement	\$ 12,500.00
7/14/2017	DDOT	DPW	Parking and Towing Enforcement Along the DC Streetcar Line	\$ 917,551.59
8/8/2017	DDOT	DPW	Shared Services	\$ 914,450.00
9/8/2017	DDOT	WMATA	Chevy Chase Bus Station Restoration Project	\$ 833,361.00
9/8/2017	DDOT	DCHR	Suitability and Compliance Services for FY2018	\$ 33,916.00
9/25/2017	DDOT	DCHR	Capital City Fellows Program	\$ 16,938.03

9/28/2017	DDOT	DOEE	5 DDOT Employees for implementation of Green Infrastructure Projects	\$	2,019,694.00
10/3/2017	DDOT	MPD	Reimbursable Duty Services for FY18	\$	1,418,562.00
10/16/2017	DDOT	OCME	Cotinue staffing and purchase blood/urine kits	\$	282,128.00
10/16/2017	DDOT	OAG	Impaired Driving and Driving Under Influence (DUI) Prosecutor Program	\$	743,166.00
10/16/2017	DDOT	MPD	eCitation System	\$	686,072.00
10/17/2017	DOEE	DDOT	Clean Water State Revolving Funds & Stormwater Enterprise	\$	1,784,750.00
10/17/2017	OCA	OS	Records Retention Services (Participating Agencies)	\$	48,618.60
10/26/2017	DDOT	OAG	Traffic Safety Resource Prosecutor Program	\$	187,000.00
10/26/2017	DGS	DDOT	Installation of Parking Meters at Buzzard Point Soccer Stadium	\$	73,005.92
10/31/2017	DDOT	DMV	Increase accuracy using the database DESTINY	\$	70,000.00
11/9/2017	DDOT	MPD	Click It or Ticket mobilization and Project Safe Child Program	\$	170,440.00
11/15/2017	OCA	OCTO	Microsoft Office 365 Enterprise E1 & E3 Subscription Services	\$	121,842.96
11/15/2017	DCPS	DDOT	Private Shuttle Service - Various Schools	\$	100,000.00
11/28/2017	DDOT	MPD	Pedestrian/Bicycle Safety Program	\$	132,590.00
11/28/2017	DDOT	MPD	Police Traffic Services	\$	424,800.00
12/6/2017	DDOT	DOEE	Canopy 3000 Tree Planting Initiative	\$	300,000.00
12/11/2017	DDOT	OUC	Salesforce/Avaya CTI Call Center Integration for FY18	\$	21,299.08
12/13/2017	DDOT	MPD	Reducing Impaired Driving and Improving Alcohol Countermeasures	\$	401,600.00
12/21/2017	DDOT	WMATA	Adult Learners SmartBenefits Program	\$	999,999.00
12/28/2017	DDOT	OP3	Outside Counsel for the CW Streetlight Public Private Partnership	\$	450,000.00
1/31/2018	DDOT	OUC	Citywide Radio System	\$	93,070.82

Capital (Local & Federal)

DC Project Number	Project title
AW001A	Suitland Parkway-MLK Jr. Ave Interchange
EDL17C	Dupont North Plaza Infrastructure
AW026A	Riverwalk Trail FRP Ped & Bicycle Bridges
AW032A	Anacostia Kenilworth Trails (TIGER)
OSS46A	Street Light LED Conversion
OSS49A	Citywide Streetlight P3
CI040A	TRAFFIC SIGNAL BULB (LED) REPLACEMENT NHS
CD014A	FSK BR Over Potomac River (Bridge No. 0007) -Ph II
CD015A	Repainting of Chain BR Over Potomac River

CD018A	Asset Preservation of Tunnels in DC. NH
CD032C	FY12 CW Open end Bridge Des. Consultant Services
CD044A	Project Management - AWI
MNT50A	ITS Maintenance Citywide
CD053A	Bridge Management Program
CD055A	11th St Bridges SE Replace / Reconfigure
CD056A	11th St Bridge SE Replace / Reconfigure
CDTB8A	Rehab of CT Ave BR over Klinge Valley (#27)
CDTC2A	35th St, NE Bridge over E Capitol St

CDTC4A	RECON OF 16TH ST. BR OV MILITARY RD. NW
CDTC5A	Recon of 16th St,NW on Military Rd
CDTD4A	New Hampshire AVE BR NE OVER RR, REHAB
CDTE5A	Rehab of CT Ave, NW Devonshire Pl-Macomb St #27
CDTE7A	Rehab of 35th St NE RWYs & E Capitol St Service Rds
CDTE8A	Rdwys New Hampshire Ave, NE BR OV CSX & WMATA
CDTF3A	Rehab of SD Ave BR over CSX RR, Roadways
CI026C	Traffic Management @ Reeves Center
CM023A	Bike Sharing
CM074A	District TDM Program (goDCgo)
CM086A	Safe Routes to School - Ongoing
ED0B1A	Penn Ave., SE Ph II
ED0B3A	ARTWALK MET BRANCH & L&M TRAIL
ED0C5A	Virtual Circle Ped Enhancements

MNT02A	Culvert Rehab & Replacement
AF073A	Metropolitan Branch Trail - Fort Totten
MNT06A	CW Sidewalk & Retaining Wall Condition Survey
MNT08A	FA Preventive Main & Emerg Repairs on Hwy Structures
MNT09A	FY13 Traffic Signal Maintenance
MNT11A	SHRP - Pave Preservation on High Volume Rds
ZU058A	FY16 SCA-Trail Maintenance
ZU063A	FY17 Friends of Kenilworth Aquatic Gardens/Gearin' Up Bicycles
ZU064A	FY17 Gearin' Up Bicycles RTPG

CB002A	Traffic Accident Reporting & Analysis System (TARAS)
MRR11A	Canal Road - Preliminary Study
MRR12A	Boundary Stones Preservation Project
MRR75A	Rehab of Mass Avenue from 20th St to Waterside Dr
MNT28A	FY15 CW Open end Bridge Design Consultant Services
MRR79A	Anacostia Fwy Bridges over South Cap St (# 1016 & 1017)
PM0N3A	FY17 OJT Supportive Services Project
PM0K9A	OJT Supportive Services
MRR34A	GA Ave Bus Improvements
PM0M3A	Civil Rights Compliance FY17
MRR36A	27th St BR Over Broad Branch NW
PM0L9A	FY18 State Planning and Research Program

ZU061A	FY18 Commuter Connections
OSS38A	CW Streetlight Asset Management Services
ZU040A	Met Branch Trail - Fort Totten
MRR97A	I-295 / Malcolm X Interchange Improvements
ZU057A	Capital Bikeshare Marketing and Outreach
ZU060A	FY18 District TDM (goDCgo)
ZU062A	FY18 Capital Bikeshare Marketing and Outreach
MRR08A	Long Bridge Study
MRR08A	Long Bridge Study
MRR33A	Rehab of Key Bridge
MRR48A	31st St NW Bridge Over C&O Canal

CD066A	Replacement of 31st St BR, NW
MNT26A	CW Inventory & Design of Guiderails/Impact Attenuators
MRR43A	FY15 Bridge Management Program
CB032A	Replacing & Upgrading Attenuators & Guiderail
MNT13A	FY15 CW Consultant BR Inspection
MNT48A	CW Federal Aid Consultant Bridge Inspection Contract
MRR18A	Cap Hill Infrastr. Imprvs 17th St Benning Rd to Potomac Ave
MRR62A	Maryland Avenue NE Multi-Modal Safety and Access Project
MRR70A	C Street NE Implementation
ZU049A	Florida Ave Multi-modal Transportation Project
MRR27A	Rehab of I-395 HOV BR over Potomac River
OSS74A	Traffic Engineering Design Citywide
PM0C3A	FY15 Research and Technology
OSS40A	Diesel Idle Reduction Program

PM0L6A	FY17 Research Development and Technology Transfer
OSS45A	Truck Size & Weight Enforcement Project
PM0D9A	Research & Innovation Imp & Eval
PM0C7A	FY15 Civil Rights
PM0D3A	FY14 Environ Mgmt System (EMS)
PM0H6A	Legal Compliance Review of the South Capital St Projects
PM0H8A	FY16 State Planning and Research Program SPR
PM0H9A	DBE Supportive Services
PM0J8A	FY16 Summer Transportation Institute
MRR58A	Rehab of 16th St Br over Piney Branch Rd NW (No. 0022)
PMT10A	POLICY, PROCEDURE & GUIDELINE FOR BRIDGE

SR008AC	Wd 3 Resurfacing, Recon, Upgrading Dsgn
SR009A	Oregon Ave Improvements NW
SR010A	Wd 4 Resurfacing/Recon/Upgrading Dsgn
SR014A	FY06 CW F.A. Pave Restoration
SR018A	Wd 5&6 FA Pave Restoration/Resurfacing
SR035A	Environl Ass of OR Ave NW
SR036A	Recon of 18th S, NW FL Ave to Columbia Rd

SR049A	Kenilworth Ave NE from E Cap St Ramp to CSX RR
SR052A	American Veterans Disabled for Life Memorial
SR055A	NJ Ave, NW MA AVE to NY AVE
SR060A	Environ Ass. of Broad Branch Rd NW
MRR59A	Rehab of Eastern Ave from New Hampshire Ave to Whitter St
SR092A	FY11 FA Pavement Restoration CW
ZU050A	Rock Creek Trail Design
ZU055A	Recon of Superstructure & Rehab of Arizona Ave NW Trail
PM0K6A	Canal Road, NW Rockslope Stabilization
MNT37A	Traffic Signal On-Site Support Services
ZUT10A	SOUTH CAPITOL STREET TRAIL
CD062A	FY10 Consultant Bridge Inspection
MNT04A	Sheriff Rd NE Safety Improvements
MNT05A	CW engineering services for structures

OSS62A	I-395 Sign Structures Improvement Project
PM067A	Rights Of Way Program - Federal
PM0B1A	Asset Inventory & ADA Compliance
ED0D5C	11th Street Bridge Park
PM0J5A	Alabama Ave, SE Safety Study
MRR52A	Rehabilitation of Oxon Run Trail
CD051A	Replacement of Kenilworth Pedestrian Bridges
MRR54A	Southern Ave, SE and Winkle Doodle Branch Br

ED028A	Recon of Southern Ave SE
PM0M7A	DBE Supportive Services Program
OSS24A	CW Traffic Safety Design (HSIP)
AF045A	Amber Plan Program activities in DC
AF048A	FY07 Asset Inventory - ADA
CB029A	Traffic Sign Inventory Upgrade & 8 Arterial St Study
CB031A	Replacing & Upgrading Attenuators & Guiderail-IM
OSS13A	Constr of DDOT Adaptive Signal Control Sys
CB035A	CW HSIP Design
CB039A	TRAFFIC SAFETY Construction- HSIP
CB046A	Traffic Safety Data Center at Howard University

CB047A	Traffic Safety Engineering Support Services
CB048A	CW Road Safety Audit Program
CD013A	South Capitol Street EIS
OSS18A	TRAFFIC SIGNAL CONSULTANT DESIGN
CD037A	27th St Bridge Over Broad Branch, NW
OSS20A	CW TRAFFIC SIGNAL SYSTEMS ANALYSIS AND MGNT.
CD063A	FY12-FY16 Asset Pres & Prev Maint of Tunnels
CD064A	Asset Preservation of Tunnels - NH
OSS25A	Citywide Traffic Signal Construction
CI028C	TRAFFIC SIGNAL SYSTEMS ANALYSIS & MANA
CM087A	FY14 Safe Routes to School
CI041A	TRAFFIC SIGNAL BULB (LED) REPLACEMENT STP

CE313C	North Capital Street Triangle Park
CI053A	Weigh-In-Motion
CI055A	Traffic Signal Optimization
CI056A	Traffic Signal Uninterruptible Power Supply System
CI063A	FY-2010 CW Traffic Signal Construction Contract
CITA9A	TRAFF SIGNAL SOFTWARE ENHA
CKT83A	Recon of F St NW 17th to 23rd St
MNT10A	FY13 FA Pave Restoration - NHS
OSS44A	16th Street, NW Circle
MNT16A	15th St NW Intersection Safety Improvs
PM0G8A	Cleveland Park Streetscape and Drainage Improvement
ED310C	Cleveland Park Streetscapes

MRR65A	Improv of PA Ave SE & Minnesota Ave SE Intersection
MRR47A	Penn. Ave. NW Bridge over Rock Creek (No. 0118)
MNT33A	Asset Preservation & Preventitive Maint. of Tunnels
MNT35A	Consultant Support Services For Tunnels
MRR51A	Anacostia Fwy Bridges over Nicholson No.1001 (6) 1002 (4)
SR098C	Ward 8 Streetscapes
PM0MTC	Materials Testing
MRR03A	7th St NW from N St to FL Ave
MRR09A	Blair / Cedar / 4th Street NW
STEHTI	St. Elizabeths East Campus - Phase 1 Stage 1 Infra Imprvs
OSS01A	K Street NW ADA Improvs
CWFALG	Alger Park Upland Low Impact Development
CWFDIX	Dix Street Green Infrastructure

CWFGAP	Green Alleys (Clean Water Act SRF)
CWFORE	Oregon Avenue Green Watershed Streets
OSS31A	Thomas Circle Tunnel Lights Conversion to LED Lights
CWFOXO	Oxon Run Green Streets
SR097C	Ivy City Streetscapes
STRMWA	Stormwater Enterprise Fund MOU
TRLMOU	Klinge Watershed LID

ZU041A	Capital Bikeshare-New Federal Obligation
CBS02C	Capital Bikeshare Expansion
AW011A	South Capital Street Bridge Replacement
SR004A	Rehab of NH Ave. NW, Dupont Circle to VA Ave.
SR032A	Interesection Improvs at SD Ave & Riggs Rd
SR071A	Capl Hill Infrast Improvs, 17th St Benning to Potomac
AF005A	Rock Creek Trail Improvements
AF066A	Recreational Trail Maintenane Grants
MNT34A	Transportation Asset Management Plan
CM077A	DDOT CLIMATE CHANGE/AIR QUALITY PLAN
OSS47A	OnCall Subsurface Pavement Investigation
ED024A	Takoma Transp Improvs FA & local
PM0G5A	Asset Inventory & ADA Compliance 2015

ED047A	Middle Georgia Ave, Great Sts
ED0B6A	Q St Green alley btwn Q place & Q st. NW
FDT09A	MOTOR VEHICLE INFO SYS
MRR19A	CT Ave Streetscape, Ph 3
MNT19A	FY15 FEDERAL AID PAVEMENT RESTORATION NHS
PM0MLC	Materials Testing Lab
OSS58A	MATOC
MRR76A	14th St Streetscape from Thomas Circle to Florida Ave
PM0B4A	FY14 Research & Tech
PM0B8A	Civil Rights EEO Compliance Monitoring
PM0C9A	Transp Alternatives - Green Alleys
SR070A	Rehab of 14th St. NW Streetscape
PM0E8A	District Statewide Freight Plan
MRR85A	Rehab East Cap St Bridge Over Anacostia River
PM0J1A	On The Job Training
PM0K3A	Precast Concrete Pavement Feasibility Research

HLLEST	Hill East, Phase 1
PM0M1A	FY17 State Freight Planning
AW035A	Project Management - AWI
STC12A	UNION STATION TO WASH CIRCLE
ZU027A	Multimodal Dynamic Pricing Pilot for Metered Curbside Prking
ZU037A	Rehab of Rock Creek Trail
AW037A	Arboretum Bridge and Trail
MRR92A	I-695 Bridges Project Management
ZU042A	Recreational Trail Maintenane Grants

ZU044A	#N/A
ZU046A	Rec Trails Student Conservation Ass. (Dupont & Rock Creek)
ZU047A	Rec Trails - Living Classrooms (Kingman Island)
ZU051A	Kenilworth Aquatic Gardens Trail Improvements
MRR93A	I-695 Eastbound D4 Ramp
ZU053A	Lincoln Connector Trail
ZU056A	Shepherd Branch Trail- Feasibility Study
BRI01C	Pedestrian Bridge
MRR16C	Virginia Avenue Tunnel

PEDSBR	Parkside Pedestrian Bridge
ZUT06A	Bicycle Parking Racks
SR319C	LTCP MOU Mega Projects - DC Water
CB045A	Pavement Skid Testing
CI034A	FY08 CW Thermoplastic Pave Markings
CI035A	ITS On Call Technical Support Services
CI060A	Develop. of Advanced Transp. Mgmt System
CKT74A	Recon of 16th St NW Alaska Ave to Primrose Rd
MRR01A	Safety & Geometric Improvs of I-295/DC295
MRR63A	Reconstruction of SB Kenilworth Avenue, NE .
OSS63A	Weigh-In-Motion

OSS12A	Moveable Barrier System
OSS59A	Transportation Operations Support
MRR32A	14th St. SW BRs over Maine Ave (#0171-1,2, & 3)
OSS41A	Transit Signal Priority - Phase 2
OSS19A	Traffic Signal Optimization
ED0D6A	FY14 Heritage Trail Signage Program Ph II
FDT01A	Recon of the S. Entrance of the Gtown U in D.C.
MNT01A	CW Pump Stations Rehab
MNT07A	MO Ave, KS Ave, Kenn St Intersection Improvs
6EQ02C	Major Equipment Purchases
AF084C	GA Ave Bus Priority Imprvs
OSS30A	Thomas Circle Tunnel Lights Conversion to LED Lights
OSS32A	Mount Pleasant Street Lighting Upgrade

OSS33A	Mount Pleasant Street Lighting Upgrade
CA303C	Culvert Rehabilitation and Replacement
OSS36A	Streetlight Upgrade Mass Ave from 19th St SE to 6th St NE
CWAPJ1	Low Impact Development (LID) Retrofits
MNT20A	Asset Preservation of Tunnels in the District NHPP
PM0M6A	Chevy Chase Bus Station (TAP) - Construction
OSS11A	Truck Size & Weight
MRR67A	22nd and "Eye" Streets NW Safety Improvements
CD026A	Rehab of Theodore Roosevelt Memorial BR - Ph 1
CWSFRA	Green Alleys
MRR77A	Reconstruction of Monroe St, NE Bridge over CSX/WMATA
ED102C	Rhode Island Avenue NE Streetscape Project
CD054A	H St Bridge over Railroads NE, N Capitol St to 3rd
BR005C	H St Bridge over Railroads NE, N Cap St to 3rd St
EDL01C	Neighborhood Streetscape

MRR35A	Klinge Valley Trail
MRR68A	Missouri Ave, Kansas Ave, Kennedy St Intersection Improvs
MRR69A	Southeast Southwest Freeway Bridges
FLD01C	Prevention of Flooding in Bloomingdale
MRR96A	NJ NY Aves, NW Safety Improvements
MNT32A	Flood Prone Areas Capacity Asst. & Flood Response Plan
MNT22A	CW-Culvert Rehabilitation and Replacement
PLU00C	Power Line Undergrounding
CE314C	Buzzard Point Streets
AD017A	FY06 CW STRLGHT UPGRADE MULTI-CIRCUIT
PMOJ6A	Cost Estimate Review
RIVERS	RiverSmart Washington
OSS42A	Utility Location 3D Data Repository

SR310C	Stormwater Management
OSS48A	Contruction of Fiber Optic Networks Along DC Freeways
OSS55A	CCTV Installation Project
MRR73A	Recon of Kennedy St NW from 16th St NW to Georgia Ave
MNT36A	FY17 FA Pavement Restoration
MRR22A	Minn Ave Revitalization Ph 1
AD306C	Pedestrian and Bicycle safety enhancements
MRR74A	Minnesota Avenue, NE Revitalization Phase II
CE311C	Hazardous Road Segments Improvements

ED305C	Neighborhood Streetscape Improvements
OSS73A	TAP – Key Bridge Lighting
MNT14A	CW Thermoplastic Pavements Markings
MRR94A	Benning Rd Bridges and Transportation Improvements
NPP01C	Neighborhood Parking Performance Fund
MRR95A	Aspen Street NW Improvements
PM304C	Advanced Design and Project Construction
SR096C	Eastern Market Plaza & French Street Str
TRL50C	Trails
BEE00C	Bus Efficiency Enhancements

CIR14C	Circulator Buses
MRR71A	16th St, NW Transit Priority
SA306C	Streetcars
STC12A	Union Station to Georgetown Transp Imprvs NEPA
AF083C	16th St, NW Bus Priority Imprvs
AF085C	H St/Benning Rd Bus Priority Imprvs
AF086C	WI Ave Bus Priority Imprvs

AF087C	TR Bridge to K St Bus Priority Imprvs
AF088C	14th St Bridge to K St Bus Priority Imprv
EDL18C	New York Avenue Streetscapes
TID01C	Traffic Infrastructure Development
CG313C	Greenspace Management
CG314C	Tree Planting
FRSTER	Urban Forester Program
6EQ01C	Equipment Replacement
6EQ02C	Major Equipment Purchases
6EQ05C	Parking Meters

AD304C	FY03 Streetlight Replacement Contract
CA301C	Repair and Maintain Curbs and Sidewalks
CA302C	Repair/Maintain Curbs/Sidewalks/Alleys
CAL16C	Local Sidewalk Rehabilitation Citywide
CE302C	FY03 St Repair & Mgmt Equip/Tech Improv
CE303C	Street Repair Materials
CE304C	Street Sign Improvements
CE307C	Bridge Operation and Maintenance

CE308C	Concrete, Asphalt and Bridge Maintenance
CE309C	Masonry and Concrete Maintenance
CE310C	Street and Alley Maintenance
CEL21C	Alley Repairs and Improvements
EQ901C	Major Equipment Acquisition
SR301C	FY03 Local Reconst/Resurf/Upgrade Ward 1
SR302C	FY03 Local Reconst/Resurf/Upgrade Ward 2

SR303C	FY03 Local Reconst/Resurf/Upgrade Ward 3
SR304C	FY03 Local Pavement Restoration Ward 4
SR305C	FY03 Local Reconst/Resurf/Upgrade Ward 5
SR306C	FY03 Local Reconst/Resurf/Upgrade Ward 6
SR307C	FY03 Local Reconst/Resurf/Upgrade Ward 7

SR308C	FY03 Local Reconst/Resurf/Upgrade Ward 8
GFL01C	DDOT Facilities
LMBSSC	Streetscapes and Beautification
LMEQUC	Equipment
LMFACC	Facilities

LMRESC	Restoration Materials
LMSAFC	Safety & Mobility
LMWWMC	Waste Water Management

KA0 Performance Oversight Hearing
Question 17 - Capital Funds

Project Description	Available Funds (as of 12.31.17)	Status
Redevelopment of the South Capitol Street and the Anacostia Waterfront is a part of the Anacostia Waterfront Initiative. The interchange at Suitland Parkway and MLK is proposed as part of the South Capitol Street Record of Decision (ROD).	542,812	Active
<p>Description: The project will fund a bridge structure and green space over a sunken stretch of Connecticut Avenue north of Dupont Circle and south of Q Street NW. It will serve as not only a park, but as an outdoor venue for restaurants, farmers markets, movies, music, plays and other artistic and cultural events.</p> <p>Justification: Besides covering tunnel traffic with park space, this project would better connect the two sides of Connecticut Avenue, and add plenty of room to enjoy food from the eateries nearby. Further, since this would not be National Park Service (NPS) land, it would be possible to program this space with events much more flexibly than NPS regulations allow for the circle itself. This park could also become the new site of the Dupont Circle farmers' market.</p>	8,835,404	Active
Riverwalk Trail FRP Pedestrian & Bicycle Bridges project involves the construction of two pedestrian/bicycle bridges over CSX railroad, one on each (east and west) side of the Anacostia River. The west side bridge provides the missing link along the completed west side trail between Diamond Teague park and east capitol bridge and the east side connects the Anacostia drive trail to the park side terrace trail. The east side bridge also includes trail work to connect the bridge to park side trail	736,882	Close-Out
The Kenilworth Trail of the Anacostia Riverwalk comprises of a total of about 4 miles of trails starting north of the Benning road bridge on the east side of the Anacostia River and meanders along the river and the neighborhoods into Maryland. The District portion of the project ends at the district border with the state of Maryland.	1,390,468	Close-Out
Phase I installation of Light Emitting Diode (LED) luminaires with networked outdoor lighting control system at various locations is a multi-year contract with one base year and four option years.	5,022,143	Active
This will be a new FY16 Federal Project. This project will be to develop a Private, Public, Partnership (P3) program for the StreetLights in the District of Columbia. This will include Technical, legal, and financial aspects of the project. This project will be split just like the SLAM project. 42% Local, 23% NHPP. and 35% STP. This will be a two year program.	1,380,641	Active
Replace Traffic and Pedestrian Signal LED Modules at all signalized intersections on the National Highway System	125,090	Active
Preservation/rehabilitation of the Key Bridge substructure and superstructure.	5,977	Closed
This project replaces pin and hanger in three spans of the bridge and adds safety by installing Catcher beams at the pin and hanger locations. The project also repaints structural steel components and maintain concrete works on the deck and supports	195,643	Close-Out

This is a performance-based contract that enables sustained preventive maintenance, rehabilitation and preservation of all of tunnel assets in DDOT inventory System. The principal objectives relative to public safety are: the maintenance of automated or natural exhaust system for the expulsion of harmful carbon monoxide gas from all tunnels and the provision of an adequate lighting system within each tunnel.	0	Closed
FY12 Citywide Open End Bridge Design Consultant Services	566	Closed
AWI Program Management.	4,065,385	Active
Citywide ITS Maintenance Project.	1,761,319	Active
This project provides funds to support the Bridge Management Program and to pay the annual AASHTO Bridge Management software license fee.	165,591	Closed
Replacement and reconfiguration of the existing deteriorating bridges and ramps at the Anacostia River crossing near 11th Street SE, connecting Anacostia Freeway and the Southeast Freeway. New freeway ramps east of the river will connect both directions of the Anacostia Freeway with eight freeway lanes across to the Southeast Freeway. Additionally, two lanes in each direction of local roadway will connect surface streets east and west of the river. All improvement are consistent with the goals of the Anacostia Waterfront Initiative.	256,522	Close-Out
To replace existing structures with new structures and provide direct access from I-295 to Downtown DC (via I-395).	4,456,112	Close-Out
This project repairs, restores and replaces deteriorated, unsafe bridge structures, tunnels and elevated highways facilities on and off the federal aid highway system. The replacement or rehabilitation of deteriorated bridges are the Departments highest priority in the transportation capital improvements program. The average service life of a bride deck is approximately 30 years. Of the Districts 229 bridges, 127 or 55 percent were constructed between 1958 and have reached the point of requiring major deck rehabilitation. Bridges are critical links in the Districts street and highway network serving millions of people each day. Bridge improvements affect thousands of District residents and travelers and business commerce from other localities. Bridges have a significant impact on safety, business and neighborhoods if timely improvements are not implemented.	371,271	Close-Out
This project repairs, restores and replaces deteriorated, unsafe bridge structures, tunnels and elevated highways facilities on and off the federal aid highway system. The replacement or rehabilitation of deteriorated bridges are the Departments highest priority in the transportation capital improvements program. The average service life of a bridge deck is approximately 30 years. Of the Districts 229 bridges, 127 or 55 percent were constructed between 1958 and have reached the point of requiring major deck rehabilitation. Bridges are critical links in the Districts street and highway network serving millions of people each day. Bridge improvements affect thousands of District residents and travelers and business commerce from other localities. Bridges have a significant impact on safety, business and neighborhoods if timely improvements are not implemented.	52,155	Close-Out

This project replaces the existing reinforced concrete rigid frame bridge, abutments and adjoining wingwalls with prefabricated hunched and straight steel girders, deck slab, abutment and wingwalls. The Accelerated Bridge Construction System (ABC System) will be utilized to minimize the onsite construction period and improve work zone safety. New stone faced concrete median barrier will be installed on Military Rd between 14th Street and Oregon Avenue intersections NW. Streetlight improvement along the same stretch of Military Rd and on the ramps to the 16th Street Bridge is also included in this project.	1,744,907	Close-Out
This project installs a stone faced concrete barrier median on Military Rd from the 14th Street intersection to Oregon Ave intersection, NW to provide improved traffic mobility and safety. The project also improves street lighting on the same stretch of Military Rd and on the ramps to and from 16th Street.	600,227	Active
This project repairs, restores and replaces deteriorated, unsafe bridge structures, tunnels and elevated highways facilities on and off the federal aid highway system.	689,915	Close-Out
This project repairs, restores and replaces deteriorated, unsafe bridge structures, tunnels and elevated highway facilities on and off the federal aid highway System.	9,377	Close-Out
This program provides for the restoration and rehabilitation of distressed streets and highways pavements through resurfacing improvements on the federa aid highway system.	63,763	Close-Out
This program provides for the restoration and rehabilitation of distressed streets and highways pavements through resurfacing improvements on the federal aid highway system.	271,246	Close-Out
The bridge beams have corroded and the concrete pier caps have deteriorated so much which warranted a rehilitation of the bridge.	1,124	Closed
DDOT is requesting federal funds over six years to pay for the salary of in-house staff associated with transportation operations and ITS functions and a service contract for TMC equipment maintenance and software integration.	17,521	Close-Out
Capital Bikeshare is a bicycle sharing program that allows for point-to-point bike trips in the District. It currently features 214 stations with over 2000 bikes in all 8 Wards of the city.	2,977,896	Active
The District TDM Program is an ongoing initiative of the District Department of Transportation that provides employees, residents and visitors with the education and assistance they need to make more informed choices about their daily travel. Program efforts focus on the overall reduction of single-occupant vehicle travel through the promotion of sustainable modes.	916,274	Active
Increase walking and bicycling to school and associated safety through planning, engineering, education, and enforcement.	565,224	Active
This project will prepare an Environmental Assessment for FHWA & NPS for the Pennsylvania Ave SE and Minnesota Ave, SE intersection and the portion on Penn Ave between 27th street and the Sousa bridge.	41,651	Close-Out
Build the Metropolitan Branch Trail between L and M Streets NE.	551,818	Closed
Traffic Safety Improvements for the Intersection of 1st St, Florida Ave, NY Ave and Eckington Place, NOMA Enhancement, Change Order #2	0	Close-Out

The Purpose of this project is to collect information on existing Culverts within the district bi-annually and establish database for followup of maintenance and capacity assessment. A new database update will be done in FY 2017.	73,043	Close-Out
Design a piece of the Met Branch Trail between Brookland and Ft. Totten.	1,055,417	Active
Citywide Sidewalk and Retaining Wall Condition Survey	803	Closed
A construction project to provide repair and preventive measures on bridges, culverts, walls and other highway structures.	764,574	Active
Ongoing maintenance of traffic signals on the NHS routes	4,469,760	Active
DDOT has been selected as a lead adopter for SHRP2 under 'Pavement Preservation on High-Volume Roadways'. DDOT plans to perform pavement preservation on selected high-volume roadways by applying strategies and techniques found within SHRP2's guidelines and technical summaries.	4,208	Close-Out
<p>The Student Conservation Association proposes a summer program for the 2016 that will engage DC youth while completing trail projects in the District. SCA community crews comprised of local high school and college students will work on trail projects in Fort DuPont Park, Fort Stanton Park and Rock Creek Park. SCA's community program are designed to provide hands-on service learning and skill-building opportunities to diverse young people and will integrate environmental education and leadership training through specific conservation projects. By utilizing SCA crews to complete these projects not only will the public benefit from safer and more sustainable trails but young people from the community will be engaged in direct service and will gain a sense of stewardship for their local trails and public lands.</p> <p>Over a 12 month period SCA summer and year round crews will work on projects throughout the District, completing over 9000 hours of service and introducing over 100 young people to trails through conservation service. During the summer of 2016 SCA will field 7 crews. In the fall of 2016 SCA will field 2, 10-week alumni crews made up of 18-24 year olds and in the spring of 2017 SCA will field 2 6-week alumni crews made up of 18-24 year olds. Throughout the fall, winter and spring SCA Conservation Leadership Corps members will complete 10 days of work on the weekends. In addition SCA will coordinate 3 large scale community service events in partnership with other organizations. A program assistant will work with SCA leaders and land owners/agencies to make sure that all projects meet compliance and that all partners are involved. All of the work will be centered around the following projects on both paved and natural surface trails in DC. These trails are used by thousands of hikers and residents who will benefit from safer more sustainable trails.</p>	136,486	Active
Rec Trails Program Grant for Trails Maintenance inside Kenilworth Aquatic Gardens.	6,061	Active
Rec Trails Program Grant to Gearin' Up Bicycles for Trail programming on the Metropolitan Branch Trail	2,851	Active

The Metropolitan Police Department's (MPD's) crash data is the primary source of the District's traffic safety information. In order to obtain this data, DDOT uses the Traffic Accident Reporting and Analysis System (TARAS) to link to the MPD database to allow for queries and analysis of their crash data. The intent of this project is to maintain and upgrade the TARAS database and interface. Effective functioning of TARAS is essential in securing Federal safety improvement funds to support the Highway Safety Improvement Program (HSIP), as well as maintaining a functioning safety program (including crash data reporting) as mandated by the District's Crash Data Improvement Program (CDIP).	341,656	Active
Preliminary study of Canal Road NW. Preparation of a preliminary study including traffic safety assessment, surveying and mapping, subsurface utility investigation, geotechnical slope stability and drainage investigation from Chain Bridge to Canal Road.	65,592	Close-Out
Locate boundary stones in the District of Columbia. Assess conditions and restore as appropriate.	30,650	Close-Out
Roadway pavement rehabilitation project.	168,310	Active
Design of temporary shoring and supports for deficient structures; design of repairs and retrofits; performance of load ratings; provide support for asset management staff.	178,239	Active
Bridges 1016 (NB) and 1017(SB) are located on the Anacostia Freeway (Interstate 295) crossing South Capitol Street, S.E This construction work consists of the Rehabilitation of Anacostia Freeway (I-295) NB and SB Bridges over South Capitol Street (Bridge Nos. 1016 & 1017), as shown on the contract plans and indicated in the specifications and special provisions. All work on the bridge and roadways shall be performed within the <u>existing right-of-way</u> .	9,087,044	Active
The OJT/SS program provides training opportunities for women , disadvantaged persons in order to increase their numbers in every job class in the highway construction industry	24,446	Active
The District of Columbia Department of Transportation (DDOT) is requesting funding from the Federal Highway Administration (FHWA) for Fiscal Year 2016 to partner with a qualified vendor to continue work on a four (4) –six (6) week training program to implement the Readiness Engagement for Applied Careers in the Heavy Highway Industry (REACH-Hi) program. The purpose of the program is to implement a training program that targets men and women between the ages of 18-24 who are interested in a career in heavy highway construction with limited skills and education and thereby need to be engaged in a training activity that will lead to economic sustainability. The program is a continuation of the REACH-hi program established in FY '15 and will serve as DDOT's version of a pre-apprenticeship program in the District of Columbia.	102,727	Active
The scope includes but is not limited to installing a dedicated bus lane along Georgia Avenue NW, upgrade traffic signals and streetlights, mill and overlay roadway and <u>improve streetscape</u> .	1,526,870	Close-Out
Funding received to support DDOT's Civil Rights Programs from the Federal Highway Administration (FHWA) for 2017	41,979	Active
Reconstruction of 27th Street Bridge over Broad Branch NW. Wards 3 & 4.	82,520	Close-Out
Funding for FY 2017 SPR Program - 1st Quarter.	546,589	Active

Funding for FY 2018 SPR Program - 1st Quarter.	100,378	Active
Streetlight Asset contract- 2nd Generation Revised .This 3-year lighting contract to maintain and rehabilitate the District's aging electrical system.	91,103	Active
Provides major support for the District's transportation planning activities including regional, safety, traffic and infrastructure.	3,216,742	Active
Construction of I-295/Malcolm X Interchange Improvement which includes but not limited to construction of ramps, retaining walls, access roads, bridges, curb and gutters, bioretentions, landscape and other related work.	137,001,423	Active
Provide marketing and outreach work for the Capital Bikeshare program: 1. Provide marketing expertise to support the growth of the program 2. Conduct outreach in underserved neighborhoods and grow the Community Partners program	10,345	Active
goDCgo, DDOT's transportation demand management (TDM) program, is responsible for promoting the use of all sustainable transportation modes in the city through a coordinated, multi-faceted program. goDCgo's programming aims to reduce the number of drive-alone trips in Washington, encouraging commuters, residents, and visitors to the District to instead utilize biking, walking, carpooling, teleworking, and public transit.	297,543	Active
This project will provide marketing expertise to support the growth of the program and advertise the service to residents, visitors, and employers. Services include implementing an online communications strategy, producing high-quality content about Capital Bikeshare, and developing and executing several marketing campaigns to increase awareness and ridership. Additionally, the contractor will design all marketing collateral including PSAs and promotional brochures, produce video shoot to expand educational video collection, and update map panels for all stations.	352,155	Active
An EIS is being prepared for the project with an expected end date in 2019. The Long Bridge is a two track railroad bridge across the Potomac River used to carry freight and passenger rail (CSX, VRE, Amtrak). The bridge is owned by CSX. FRA gave DDOT an ARRA grant to study the bridge and a TIGER grant for the EIS.	2,395,624	Active
An EIS is being prepared for the project with an expected end date in 2019. The Long Bridge is a two track railroad bridge across the Potomac River used to carry freight and passenger rail (CSX, VRE, Amtrak). The bridge is owned by CSX. FRA gave DDOT an ARRA grant to study the bridge and a TIGER grant for the EIS.	2,395,624	Active
Repair/replace deteriorated structural members, correct drainage deficiencies, repair leaking deck joints, remove stay-in forms, remove efflorescence on arch soffits, retrofit pier footing with FRP jacket at waterline, install new street street lights, and other work.	641,457	Active
This bridge is on DDOT's list of structurally deficient bridges with a sufficiency rating of 40.9%. The bridge is owned by the National Park Service and inspected/maintained by DDOT. The bridge is located within the Georgetown Historic District and the C&O Canal National Historical Park and is listed as one of the contributing elements in the National Register of Historic Places nomination for the Chesapeake and Ohio National Historic Park. The existing roadway grade and vertical clearance over the canal will be maintained.	6,690,605	Active

Replacement of 31st Bridge over the C&O canal and approaching roadways.	550,737	Active
Funds have been obligated to solicit Statements of Qualifications from three firms on the A/E Schedule. Revised due date is 3/20/2017.	180,777	Active
Support of the District bridge program, scheduling preventative maintenance activities, purchase of AASHTO service units, payment of annual pontis license fees, hosting of DDOT database by AASHTO consultant.	123,751	Active
1. This project provides repair, replacement and upgrading of safety appurtenances on and off the Federal-Aid Highway System (NHS) that have been damaged by errant vehicles and replacement of units that do not meet the requirements of NCHRP (National Cooperative Highway Research Program) Report 350 and MASH. Work also includes construction of guiderail and attenuators at new locations and removal of units in locations where they are no longer needed.	266,570	Active
See scope.	391,010	Active
Interim Bridge Inspection Contract. The contract length is 4 months. It will be terminated when the 2017 contract is in operation.	36,061	Active
Installation of curb extension at intersections, milling and resurfacing, new granite and PCC curb repair replace PCC sidewalk, spot improvement to existing streetlight locations, pavement markings traffic signal improvement, drainage improvements and installation of new bike lane	2,000,842	Active
Maryland Avenue Corridor Multi-modal Safety and Access Project, from 2nd Street NE to 14th Street NE, including the streets along the perimeter of Stanton Park (C Street, 4th Street, and 6th Street).	694,749	Active
The C Street NE Traffic Calming project will slow traffic on the corridor by reducing at least one vehicle lane of traffic.	209,110	Active
The consultant will provide a preliminary engineering 30% design services of FL ave, 2nd St. to H St. NE and the Virtual Circle concept design and engineering services. Work consists of reconfiguration of FL/NY Ave. intersection, environmental study, upgrading traffic signals, provide wider buffered sidewalk, improve more turn lanes and parking availability, safe access to transit, improve pedestrian/bicyclist safety, installation of new street lighting for sidewalks	471,401	Active
Repair extensive pier cracking, superstructure and substructure rehabilitation.	1,230,909	Active
Perform traffic engineering design citywide.	1,000,000	Active
The Research and Technology Transfer Program coordinates the agency's research activities, helping to deliver life cycle cost savings and innovative solutions that improve the quality of life in the District. Guided by the Research Strategic Plan, which lays out the blueprint for the research program for the next five years (2013-2017).	60,646	Active
The Diesel Idle Reduction Program identifies and implement projects that reduce Particulate Matter (PM) 2.5 emissions in the District of Columbia	1,198,717	Close-Out

This project supports the Research Program's activities, as described in the approved FY17 work program. Research projects were selected by leadership following the annual call for research projects. Non-project work includes staff time, administrative support, internships, and participation in collaborative research efforts.	1,125,813	Active
The District of Columbia Truck Size and Weight Utility Plans is the first step in an operational truck scale enforcement location and operation at the I-295 south bound truck scale.	106,800	Closed
This project is aimed to help the Research Program identify relevant best practices from various sources (such as national research, other agencies, industry, DDOT research) and implement them across different program in DDOT. The funding will also help evaluate the effectiveness of selected projects/strategies implemented as part of DDOT's capital program. Projects implemented using this funding can be diverse – spanning the entire project life cycle from planning/programming to design/construction to operations/maintenance. It can include a range of functional areas such as finance, engineering, materials, contracting, business processes, technology, etc.	215,635	Active
Preparation of plans, specifications and estimates for necessary consultant services; develop and implement Title VI improvement plan in response to FHWA deficiency report, Title VI procedures, and automated systems. Continued maintenance and development of automated tracking systems for EEO and DBE Programs; facilitating unanticipated related expenses, including staffing, training and community outreach, specialized training of Civil Rights/EEO staff and agency wide. Other work appropriate to purpose of this initiative.	41,578	Close-Out
This project implements DDOT's environmental oversight.	497,253	Active
This project is to provide legal assistance throughout the procurement of the design/build process for the South Capitol Street Project	107,322	Close-Out
Funding for FY 2018 SPR Program	1,107,977	Close-Out
The DBE Supportive Services Program supports the federal program aiming to help small business entrepreneurs successfully compete for procurement contracts in transportation construction industry. this includes the Business Assistance Program as well as the DBE Summit	15,386	Close-Out
This is a summer program to introduce high school students to careers in transportation.	0	Close-Out
Rehabilitation of 16th Street Bridge over Piney Branch Parkway, NW, Bridge No. 0022, to include deck repair, utility replacement to preserve the integrity and extend the life of the masonry and reinforced concrete arch superstructure. Completion of the interior safety walkways, and railings	231,144	Active
Project to develop and update policy and procedure manuals for DDOT	141,435	Closed

Roadway Resurfacing, Roadway Reconstruction, and Roadway Upgrading will be combined into this new project. Each contract will be developed by ward to perform resurfacing, reconstruction and upgrading within the same geographic area. It is believed that combining all three elements into one contract will produce a comprehensive improvement of a neighborhood and will reduce disruption in the community. A detailed coordinated plan can be prepared for the entire neighborhood with participation from community leaders prior to the beginning of construction. This plan would include when streets would be closed, parking management issues, movement of vehicular traffic, temporary bus routes and other mitigation measures to facilitate access into and out of the neighborhood.	2,000	Closed
Design and prepare construction documents for roadway improvement, installation of new sidewalk on west side, new curb and gutter, streetlights, signage and pavement markings, drainage structures and system, LID facilities and a new bridge over Pinehurst Run. Improvements included under EA Alternative 3 Modified.	182,484	Active
Roadway Resurfacing, Roadway Reconstruction, and Roadway Upgrading will be combined into this new project. Each contract will be developed by ward to perform resurfacing, reconstruction and upgrading within the same geographic area. It is believed that combining all three elements into one contract will produce a comprehensive improvement of a neighborhood and will reduce disruption in the community. A detailed coordinated plan can be prepared for the entire neighborhood with participation from community leaders prior to the beginning of construction. This plan would include when streets would be closed, parking management issues, movement of vehicular traffic, temporary bus routes and other mitigation measures to facilitate access into and out of the neighborhood.	2,491	Closed
Roadway Resurfacing, Roadway Reconstruction, and Roadway Upgrading will be combined into this new project. Each contract will be developed by ward to perform resurfacing, reconstruction and upgrading within the same geographic area. It is believed that combining all three elements into one contract will produce a comprehensive improvement of a neighborhood and will reduce disruption in the community. A detailed coordinated plan can be prepared for the entire neighborhood with participation from community leaders prior to the beginning of construction. This plan would include when streets would be closed, parking management issues, movement of vehicular traffic, temporary bus routes and other mitigation measures to facilitate access into and out of the neighborhood.	10,338	Closed
Roadway Resurfacing, Roadway Reconstruction, and Roadway Upgrading will be combined into this new project. Each contract will be developed by ward to perform resurfacing, reconstruction and upgrading within the same geographic area. It is believed that combining all three elements into one contract will produce a comprehensive improvement of a neighborhood and will reduce disruption in the community. A detailed coordinated plan can be prepared for the entire neighborhood with participation from community leaders prior to the beginning of construction. This plan would include when streets would be closed, parking management issues, movement of vehicular traffic, temporary bus routes and other mitigation measures to facilitate access into and out of the neighborhood.	0	Closed
Environmental Assessment of Oregon Avenue.	78,380	Closed
Total reconstruction of 18th Street including alignment change. Sidewalk will be widened by 6' and 4' on each side and angle parking will be converted to parallel parking.	1,757,412	Close-Out

Reconstruction of the Kenilworth Avenue NE, North bound, from East Capitol Street Ramp to CSX Rail Road Bridge overpass South of Nannie Hellen Burroughs Avenue	62,015	Closed
Phase I: Installation of a new telecommunications ductbankPhase II: Closing of C Street between Washington Avenue SW and 2nd Street	1,105,467	Close-Out
This is a safety improvement project to facilitate pedestrian and motorists flows. New Jersey will be converted into two traffic from New York to K Street, NW. And, Reconstruction of New York Ave N.W from First to 3rd Street	102,700	Close-Out
Environmental Assessment of Broad Branch Road from Linnean Ave to Beach Drive.	112,603	Active
Rehabilitate or Reconstruct Asphalt Overlay on Concrete Pavement, replace deteriorated catch basins, manholes, curb and ramps	96,124	Active
Multi Year Citywide pavement resurfacing/restoration, upgrading of sidewalk, curb and gutter, wheelchair ramps	1,724,455	Close-Out
The purpose of this project is carry out final design to improve the overall condition & connectivity of the deteriorating Rock Creek Park multi-use trail system and design of a pedestrian bridge alongside of existing vehicular Beach Drive bridge, in order to enhance visitor use, experience and safety within Rock Creek Park.	258,371	Active
This project was submitted for obligation for design for \$1000,000 on 3/28/2016 but didn't have TIP number. We are waiting for TIP number.5/31/2016. We have send RFQ to three firms and expecting to receive on 9/1/2016.	149,195	Active
The purpose of this contract is to carry out geologic mapping and investigation to provide preliminary design for stabilization of rock slope failure along the section of Canal road, NW near Clark Place.	787,127	Active
This project provides transportation engineering and planning studies support to Traffic Signal Division within The Traffic Engineering Administration, Project Delivery Office of the District Department of Transportation (DDOT). The on-site support consultant will assist DDOT Signal Division personnel with the review of various studies and design projects including signal designs, traffic impact studies, bike/pedestrian studies, transit studies, streetscape and infrastructure enhancement projects, signal timing tasks, capacity analysis, environmental impact analysis, signal operational analysis and support, project deliverable review and general traffic engineering support services.	42,004	Active
The South Capitol Street Trail improves bicycle and pedestrian access along South Capitol Street/Overlook Avenue. The limits of the project extend for about 3.8 miles from the Firth Sterling Street/South Capitol Street intersection, southward along South Capitol Street/Overlook Avenue to Laboratory Road, and eastward under the I-295 overpass to Shepherds Parkway.	307,385	Active
Consultant inspection of the District's bridges, tunnels and sign structures.	1,804,101	Active
This is a traffic calming and safety improvement project to address various issues along the corridor.	190,712	Closed
Citywide Open engineering services for structure and bridges.	4,440,337	Active

The project includes replacing seven sign structure and rehabilitation of additional eight sign structures on the I-395 between Ohio Drive and D Street SW.	4,262,452	Active
Assemble and document data on DDOT-controlled lands in the District of Columbia and develop a geo-based land data map. Provide annual funding for surveys, title searches, appraisals and other land acquisition and disposal activities prior to the development of specific capital projects.	23,281	Close-Out
No change 1/23/2018		
Project 1) Asset Inventory & ADA Compliance citywide.	89,558	Close-Out
Project 2) Development of a Comprehensive ADA/Section 504 Transition Plan		
In partnership with a non-profit organization, DDOT is looking into using the old 11th street Bridge piers to support a new bridge superstructure, deck, land scape and other amenities.	3,451,087	Active
The purpose of this project is to undertake a Safety Study to identify issues and propose recommendations that will improve multi-modal safety along a 4-mile section of Alabama Avenue SE for all users. The project will include data collection and analysis throughout the study area and propose implementation-focused solutions. The District Department of Transportation (DDOT) is seeking a proactive approach to addressing demonstrated and potential problems and finding solutions at a network and intersection level. The selected consultant team (consultant) will perform data collection and analysis, evaluate existing and projected traffic flows throughout the study area, engage neighborhood residents and stakeholders in meaningful public input, and propose recommendations to yield a safe, well-managed, and balanced transportation environment for all users.	142,018	Close-Out
The purpose of the trail project is to improve bicycle and pedestrian transportation and recreational park access, while extending trail networks. LID improvements are also incorporated into this project.	1,444,870	Active
The project purpose is to replace three existing Pedestrian Bridges over Kenilworth Ave at Lane Pl(Bridge#0066), Nash St(Bridge#0067)and Douglas St(Bridge#0068) to improve pedestrian safety and mobility across DC-295 (Kenilworth Ave Freeway) including its service roads, update bridge ramps to the current ADA requirement, increase vertical clearance for the bridges to the current standard requirements and to improve bridge structural condition to the current design standards and specifications.	1,975,165	Active
Reconstruction of Southern Ave SE - Phase 1, from S. Capitol St SE to Barnaby Rd SE, to improve vehicular and pedestrian safety and mobility. The project also include alteration of hydraulic condition of the existing Barnaby Run concrete-lined open channel and replace the vehicular bridge(No.64)at the intersection of S. Capitol St, SE.	15,138,422	Active

<p>The purpose of this project is to improve vehicular and pedestrian safety along Southern Ave SE corridor from S. Capitol St to 23rd St. The project design includes two phases.</p> <p>*****Phase 1: This project phase limits between S. Capitol St SE and Barnaby Rd SE. The project is currently awaiting completion of sole-source solicitation task-order to complete required modification to the previously done PS&E due to re-align box-culvert layout in addition the project is also on the solicitation process for construction which is on hold for the final PS&E submission.*****Phase 2: of the project is the continuation of Phase 1 Southern Avenue corridor reconstruction, which is currently in the preliminary design stage.</p> <p>The purpose of Phase 2 of the project is to improve vehicular, bicycle and pedestrian safety by improving the existing road condition along Southern Avenue SE between Barnaby Road and United Medical Center (UMC).</p>	888,429	Active
DDOT's DBE Supportive Services Program supports the federal program aiming to help small business entrepreneurs successfully compete for procurement contracts in the transportation construction industry. This includes the Business Assistance Program as well as the DBE Summit	2,912	Close-Out
Conduct review, analyses and develop pertinent countermeasures at the top 50 to 60 high crash locations within the District.	888,278	Active
This is a citywide project for the purpose of implementing systems and procedures that have been identified as necessary to incorporate various traveler information such as changeable message signs (CMS) in the issuance of child abduction or AMBER Alerts.	60,501	Close-Out
8888(399): Pilot Asset Inventory & ADA Compliance: Asset inventory and evaluation for ADA Compliance in the Golden Triangle	688,346	Closed
The project will improve traffic flow and enhance safety along federal routes and suggested corridors with improve signage.	24,397	Close-Out
1. This project provides repair, replacement and upgrading of safety appurtenances on and off the Federal-Aid Highway System (NHS) that have been damaged by errant vehicles and replacement of units that do not meet the requirements of NCHRP (National Cooperative Highway Research Program) Report 350. Work also includes construction guiderail and attenuators at new locations and removal of units in locations where they are no longer needed.	618,746	Closed
Implementation of Adaptive Signal System on New York Ave, Rhode Island Ave and Pennsylvania Avenue Corridors. The above project was scheduled to be completed by June 26, 2017. However, because of the replacement of existing 170 controllers to 2070 version, a requirement of the project, and the continuation of further testing needs of 2070 controller, the critical path of the project got impacted, and it was extended. Currently, the project is expected to be completed by September 26, 2018.	80,589	Active
Highway Safety Improvement Program (HSIP) Proposes engineering countermeasures at high hazard intersections to reduce crash frequency and severity	3,273	Active
Propose engineering countermeasures at high hazard intersections to reduce crash frequency and severity through out the city.	1,664,816	Closed
Traffic Data Center at Howard University - traffic data and analysis services via Howard University.	330,766	Active

Consultant assistance with traffic engineering expertise in general and traffic safety engineering to work closely and provide day-to-day support to the Standard Safety and Quality Control Division.	1,650,056	Active
City-Wide Safety Program	425,575	Active
The FEIS will result in a preferred alternative for construction. The scope of design and construction will be determined after the R.O.D. is issued by FHWA.	1,143,984	Close-Out
This project will provide traffic signal design support to the Traffic Signal Division within Transportation Operations Administration of the District Department of Transportation (DDOT).The consultant will design and prepare traffic signal engineering plans and associated cost estimates for all types of traffic signal projects to meet DDOT standard and requirement and that are suitable for construction. The design will include new signal installation or signal modification to an existing signal. If existing, the proposed changes may include but not limited to pedestrian upgrades, phase and operational upgrades, intersection improvements, maintenance upgrades, corridor upgrades and others.	245,830	Active
Reconstruction of 27th Street Bridge over Broad Branch NW	21,418	Closed
The project is to provide Transportation planning/ engineering studies, Traffic signal warrant studies, Traffic safety and operational analysis, pedestrian and bicyclist needs, and geometric conditions analysis in order to support Traffic Signal Design Groups of the DDOT/TESD.	119,972	Active
This is a performance-based contract that enables sustained preventive maintenance, rehabilitation and preservation of all of tunnel assets in DDOT inventory System. The principal objectives relative to public safety are: the maintenance of automated or natural exhaust system for the expulsion of harmful carbon monoxide gas from all tunnels and the provision of an adequate lighting system within each tunnel.	505,376	Active
This is a performance-based contract that enables sustained preventive maintenance, rehabilitation and preservation of all of tunnel assets in DDOT inventory System. The principal objectives relative to public safety are: the maintenance of automated or natural exhaust system for the expulsion of harmful carbon monoxide gas from all tunnels and the provision of an adequate lighting system within each tunnel.	1,133	Closed
The Citywide Traffic Signal Construction constructs new traffic signals and modifies existing traffic signals on STP and NHS routes to enhance vehicular, bicycle and pedestrian travel and safety in the city and to assure compliance with the Manual on Uniform Traffic Control Devices.	2,766,257	Active
To provide Transportation planning/ engineering studies, Traffic signal warrant studies, Traffic safety and operational analysis, pedestrian and bicyclist needs, and geometric conditions analysis in order to support Traffic Signal Design Groups of the DDOT/TOA.	353,739	Active
Increase walking and bicycling to school and associated safety through planning, engineering, education, and enforcement.	133,896	Active
Replace Traffic and Pedestrian Signal LED Modules at all signalized intersections on the Surface Transportation System.	22,478	Close-Out

To construct improvements to the triangle park at North Capitol Street and Florida Avenue NW. DDOT will enter into an MOU with a main street organization to manage the space. This project will make the park a more inviting space for the community. Justification: This project is necessary to revitalize the triangle park at North Capitol St and FL Ave. The project will start in FY2017.	251,427	Active
This project provides continued operations, maintenance, and repairs for the Weigh-in-Motion (WIM) systems on I-295 and New York Ave, in particular: system calibration, system validation and data collection, preventative maintenance services, maintenance data and service reporting, training, and emergency repairs.	59,504	Active
Create a Citywide Traffic Signal Optimization Model and retime traffic signals by partitioning the City into six zones(approximately 250-300 signals in each zone) to improve the efficiency of the transportation network while balancing the competing needs such as pedestrians, bicycles, transit and traffic .	292,081	Active
Install battery based, uninterruptible power supply for critical signalized intersections. This system would automatic transfer from electrical power to battery back-up power at the sign of power loss. This system would eliminate the need and the labor costs for mobilization of generators and use of TCO's and or MPD in critical intersections during power loss. The UPS would be able to provide up to 6 hours of uninterrupted power supply at these critical intersections.	1,197,543	Active
Install new and modify existing traffic signals on the National Highway System and on the Surface Transportation System throughout the District.	1,767,762	Closed
Ongoing central and local traffic controller software support.	103,751	Close-Out
This project reconstructs streets and highways on the Federal aid highway system. Total roadway reconstruction is required when the highway pavement has reached the end of its useful life and can no longer be resurfaced.	1,810,383	Close-Out
Pavement Restoration on NHS routes, Milling, Paving, Sidewalk, curb & gutter upgrade FY-13 FEDERAL AID PAVEMENT RESTORATION NHS ROUTES (DCKA-2013-C-0033), is now closed. On May 8, 2017 and on May 11, 2017 I have sent required documents to close this contract to Mr. Thomas Jenkins of OCFO.	922,193	Closed
Project initiation for Preliminary Engineering/NEPA only. Develop 30% Plans per TOA/IMPA Alternative 7A	411,682	Active
Construction management services thru project close-out for 15th Street Intersection Safety Improvements.	107,635	Close-Out
Streetscape and drainage improvements at Connecticut Avenue corridor from Quebec St NW to Macomb St NW. This includes: subsurface utility engineering (SUE), drainage analysis and improvements, curb extensions, improvement of crosswalk striping, upgrading curb ramps, adding street furnishings, gathering areas, permeable landing strips, introducing LID/Bioretenction, permeable pavers at Metro Station entrance, raising Metro air vent grates above flooding levels.	107,273	Active
Safety improvements on the Connecticut Avenue corridor between Macomb Street and Porter Street. Improvements include new streetlights, updated crossing signal for pedestrians, mid-bloc crosswalk.	421,937	Active

The boundary of the Improvement of Pennsylvania Ave. and Minnesota Ave. Intersection is from Fairlawn Street, SE to 27th Street, SE. The infrastructure improvements of the location is part of interstate 295 connection of the National Highway System (NHS).	132,014	Active
Rehabilitation of the bridge superstructure and approach roadway improvements.	1,455,008	Active
The funding obligated in this project will be utilized to supplement the costs associated with the provision of services being solicited through an RFQ that will combine long-term tunnel support services and NTIS inspection of all sixteen tunnels.	164,703	Closed
Provide short-term consultant support services to the tunnel maintenance contract along with tunnel maintenance evaluation and inspection services required by FHWA.	1,068,216	Close-Out
Anacostia Freeway (Interstate 295) over Nicholson Street SE will eliminate/address bridges' structural deficiencies and increase the safety for the traveling public by replacing the bridges superstructures and deck.	2,312,291	Active
Revitalization of Martin Luther King Jr. Avenue, SE. Design from South Capitol Street to Milwaukee Place, Washington, DC	6,258,557	Active
QA/QC Citywide program. Ongoing program	1,449,726	Active
The 7th Street project limits were initially part of the Howard Theater Streetscape. However, to expedite the work around the theater, the 7th St limits were removed from the project at 100%.	878,008	Close-Out
This 5-legged, geometrically skewed intersection is complicated for vehicles and pedestrians. Because of its complex nature, the intersection operates at a LOS E-F and has a high crash rate. The intersection is located one block west of the Takoma Metro Station which generates high pedestrian traffic. It's also on a primary commuter route to Maryland; the ADT of Blair Rd is 15,000 vehicles. There are also many businesses at and near the intersection.	4,860	Active
The project includes the design and construction of the St. Elizabeths East Campus Phase 1 Stage 1 Infrastructure. The infrastructure includes new utilities and roadway systems to serve the new campus master development envisioned by the St. Elizabeths East Campus Master Plan. Currently, infrastructure for Phase I of Stage I is in progress. Design for Phase I Stage I was advanced to 65%.	81,668	Active
Address ADA deficiencies along the K Street NW from 12th Street to 21st Street.	19,218	Close-Out
Low Impact Development (LID) practices will be installed in the neighborhood uphill and in the watershed of Alger Park. Goal is to reduce stormwater runoff into the park which has produced erosion and to improve water quality of receiving streams.	286,213	Active
Install green infrastructure (GI) practices on two blocks of Dix St NE. Concept plan developed by Washington Parks and People engaged residents to support the project.	1,425,920	Active

<p>DOEE requests the services of DDOT for the following three (3) projects:</p> <p>Project I: Green Infrastructure Enhancements project will increase the number of trees planted in the District of Columbia within the public right of way. DDOT will provide \$1,460,250.00 from DDOT UFD local funds for a total of \$1,460,250.00 for the Project.</p> <p>Project II: Klinge Trail Watershed Green Streets Project, Phase II will retrofit an urban, residential street with green infrastructure, including bioretention, permeable pavement, and increased tree plantings in the streets and alleys that drain into Klinge Run. In the first phase of this project, DDOT will have completed the designs as well as constructed a portion of those designs. In Phase II, DDOT will construct the remainder of the stormwater green infrastructure that underwent design, permitting, and began initial construction in Phase I. DOEE will provide \$1,125,623 from the EPA Construction Grant for completion of Phase II work.</p> <p>Project III: Green Alleys Project, Phase II will continue the efforts of the District Department of Transportation (DDOT) to construct alleys using permeable pavement. The city began constructing green alleys in DC in 2012. Alleys in the city have typically not had stormwater controls and send their runoff into the streets and city storm sewer system. Green Alleys use permeable pavement to capture, store, and infiltrate water falling on the alley and from the adjacent properties before it flows into the sewer system. Through the first phase of this project, DDOT obtained permitted designs for nine permeable alleys, and will have constructed the most cost-effective (i.e. lowest cost per gallon of stormwater retained) of those. Phase II will consist of DDOT constructing the most cost-effective permeable alleys from the permitted designs produced in Phase I (designs and initial construction) that could not be constructed in that phase. DOEE will provide \$659,127 from the EPA Construction Grant for completion of Phase II work.</p>	62,570	Active
Reduce stormwater runoff into Oregon Ave by installing green infrastructure (GI) on the streets that drain into Oregon Ave.	259	Active
The objective of this project is to upgrade the existing condition of the tunnel lights and controller under the Thomas Circle Tunnel. The project includes replacing the existing lights with new LED lights, installing the new conduit system, and cables. This will be the first tunnel LED lighting conversion project.	22,918	Close-Out
Reduce stormwater runoff flowing into Oxon Run from streets surrounding the park.	181,727	Active
Ivy City is a neighborhood in Ward 5 that has few trees and limited green space, which contributes to its relatively poor air quality. This project will fund tree boxes, trees and sidewalk improvements in Ivy City.	261,541	Active
This MOU allows DDOT to fund projects and personnel required to meet the District Municipal Separated Storm Sewer System (MS4) Permit requirements. FY12 funded projects include RiverSmart Washington, Green Alley construction, NHB Ave LID Water Quality monitoring, LID Design in Oxon Run Park, and LID Maintenance. The project funds multiple activities that are ongoing and continue year to year. FY15 funding is for five new staff positions over three years.	993,488	Active
Retrofit streets and alleys in the Klinge Watershed with stormwater retention to reduce stormwater runoff and improve water quality of Klinge Run. Funding provided by EPA Clean Water Act grant and Department of Energy and Environment through Intra-District transfer.	67,426	Active

This is for the purchase and installation of 20 Capital Bikeshare stations and associated equipment citywide, including the purchase of 30 bicycles to replace those that have been lost or stolen to date. The growth of Capital Bikeshare is an ongoing need, and we anticipate annual purchases for the foreseeable future. Within the next five years we anticipate growing the system by 100 stations and the need to replace our rolling stock of bikes and stations to maintain a state of good repair. Within the next 5 years we anticipate the purchase of 100 stations and 1,000 bicycles to replace existing stations and bicycles as they reach the end of their useful lives. This phase of the Capital Bikeshare system's expansion and replacement plan is estimated to be completed 12/31/2020, with final close-out 06/30/2021. We've received the 16 new stations, and are currently installing stations.	94,096	Active
Purchase of bikeshare stations for buildout of the capital bikeshare system.	2,000,000	Active
This project is for the necessary protective buy/ROW acquisition for the construction of a new South Capitol Street (Frederick Douglass Memorial) Bridge.	51,920,549	Active
Roadway Resurfacing, reconstruction, and improvement of New Hampshire Ave, bet Dupont Cir. & Virginia Ave.	597,831	Close-Out
Roadway Resurfacing, Roadway Reconstruction, and Roadway Upgrading will be combined into this new project. Each contract will be developed by ward to perform resurfacing, reconstruction and upgrading within the same geographic area. It is believed that	477,265	Close-Out
Review of Capitol Hill Study recommendation to address today's safety and transportation issues along this corridor.	19,689	Close-Out
Rehabilitate the Rock Creek Park Trail	446,419	Close-Out
Programs associated with the Recreational Trails Program – a program established to develop and maintain recreational trails and trail-related facilities.	8,233	Closed
Development & Implementation of the Transportation Asset Management Plan for d. per the requirements established by MAP-21.	257,560	Active
FHWA does not want federal funds to participating in the budget overage charges for this project. PSD Associate Director will look at other funding sources to resolve the overage charges. Final close out when overage charges are approved.	3,733	Close-Out
The purpose of the Asset Management Program Support & On-call subsurface investigation is to provide support to AMD in pavement engineering and analysis, management, planning, pavement investigation and pavement design services.	688,675	Active
Implementation of the long-term recommendations from the Takoma Transportation Study	22,902	Closed
Asset Inventory & ADA Compliance citywide 2016	566,554	Active

Reconstruction of Middle Georgia Avenue Great Street NW from Otis Place to Webster Street	737,119	Closed
To design and construct a permeable alley with stormwater planters.	28,269	Close-Out
This program is to design and construct Congressionally mandated demonstration projects required by the Surface Transportation and Uniform Relocation Assistance Act 1987 (P.L. 100-17).	58,090	Close-Out
This job number is for construction of Phase III only. NTP 2/1/14. Former Design Contract was DC #SR078A.	1,146,808	Close-Out
Pavement Restoration project for the National Highway System Routes.	2,270,185	Active
Design task is in process. Final Design package anticipated to be ready in February 2018	1,495,888	Active
This is a five-year project to fund MATOC, a regional program intended to enhance situational awareness and response to transportation incidents whose impacts cross jurisdictional boundaries. It is jointly funded by DOTs from VA, MD, and DC.	567,337	Closed
The Transportation Signal Priority (TSP) design was added after the obligation. Also, DC Water non participating work design was not completed at the obligation time. The increase in project cost is related to DC Water work and Traffic Signal Priority work.	3,754,112	Active
The Research and Technology Transfer Program coordinates the agency's research activities, helping to deliver life cycle cost savings and innovative solutions that improve the quality of life in the District. Guided by the Research Strategic Plan, which lays out the blueprint for the research program for the next five years (2013-2017).	204,945	Close-Out
Funding received to support DDOT's Civil Rights Programs from the Federal Highway Administration (FHWA) for 2014	664	Close-Out
Design Green Alleys.	31,177	Active
This project is an implementation of 14th Street NW from Thomas Circle to Florida Ave Study recommendations. The scope of work will include, but will not be limited to, the preparation of plans, estimate, and specifications for roadway resurfacing	207,807	Active
Development of a District freight plan to enhance the safety and efficiency of goods movement	2,991	Close-Out
The construction scope of work includes but is not limited to: rehab of bridge elements; replace of existing bearings; repair existing concrete bridge deck; and replace deck overlay; reconstruction of east and ramp C abutment backwall, reconstruct bridge and <u>approach sidewalks</u> .	17,619,432	Active
Working on closing out.	1	Closed
The project is by FHWA Strategic Highway Research Program (SHRP2) for Precast Concrete Pavement (R05). Feasibility Study of PCP application to District will be performed for the project. A total of \$75,000 is 100% funded by FHWA.	200	Closed

DDOT serves as the technical lead for the design, and the project lead for the construction of the Phase 1 Infrastructure Project. DDOT's work is funded by a previous \$10.1 million transfer of funds from DMPED to DDOT. DDOT, with the assistance of a design review consultant, has reviewed and approved the developer's 30%, 65%, and 100% infrastructure plans. During the Design Phase, DDOT and DMPED consulted with DC Water on the plans and specifications required by DC Water for the DC Water Facilities. DC Water reviewed and approved the final (100% level) plans for the DC Water Facilities.	9,840,912	Active
The District of Columbia Freight Plan was finalized in 2013, prior to any federal requirements for state freight plan. With the passage of the Fixing America's Surface Transportation (FAST) Act in 2015 there are new requirements for State Freight Plans. The District's Freight Plan, completed in 2014, needs a few additional sections and information to be FAST Act compliant. This work will build on the existing District Freight Plan to ensure the plan is federally compliant	23,872	Close-Out
AWI Program Management	511,107	Active
DDOT received an alternatives analysis grant from the Federal Transit Administration to study premium transit options from Union Station to Georgetown waterfront. Phase 01 funds are FHWA funds to cover the DDOT labor associated with the NEPA project.	386,017	Closed
DDOT will use the Chinatown/Penn Quarter Area as a laboratory to test various technologies to make parking easier and reduce congestion. The goal is to make traveling and parking easier by increasing parking availability and providing drivers with tools to find available parking spaces. Based on the lessons learned during the pilot, DDOT will extend these strategies to other parts of the District to better manage parking supply and demand.	256,113	Active
Construction of the Rock Creek Trail by participating in Eastern Federal Lands Beach Drive Reconstruction Project.	276,908	Close-Out
Design scope of services for the proposed Anacostia Riverwalk Arboretum North Trail and Anacostia Bridge to the Arboretum.	118,289	Active
Construction Management project for the I-695 Bridges from I-395 to I-295/DC-295. Team will assist with project closeout.	268,632	Active
Programs associated with the Recreational Trails Program – a program established to develop and maintain recreational trails and trail-related facilities.	17,613	Close-Out

The proposed project comprises capital renewals and improvements to an historic transportation facility at 5720 Connecticut Ave, NW to return the facility to a safe condition and state of good repair. The primary goals of the project are: • Reconstruction of the exterior canopy structures to make them safe for public use; • Stabilization of the building exterior envelope to halt deterioration and limit further damage due to water infiltration; • Reconstruction of the employee rest area, including reconfiguration of toilet facilities to be accessible to disabled persons; • Stormwater management improvements, including introduction of a rain garden and associated drainage facilities; • Replacing the bus turnout asphalt driving surface with concrete, which more effectively handles large turning vehicles and is the industry standard paving treatment for a bus terminal facility; • Bus customer facilities including passenger information, high quality lighting and seating; • Landscaping improvements incidental to the stormwater and historic rehabilitation elements of the project; • Engage with DDOT and community stakeholders to explore options for ancillary amenities such as Capital bike-share and fare media vending	2	Close-Out
Recreational Trails Program Grant-- Student Conservation Association Trail Maintenance	11,908	Close-Out
Project scope is to maintain trails on Kingman and Heritage Island between July 2015 and September 2016.	7,239	Close-Out
Trail maintenance, development and rehabilitation of trailside facilities and trail linkages, and operation of an educational program to promote safety and environmental protection related to trails.	16,559	Close-Out
This task is for design of the I-695 eastbound D4 ramp. It is one of the incomplete items from the 11th Street Corridor Project, and has been delayed to accommodate CSXT's Virginia Avenue Tunnel Project. This project/FAP # will close on December 31, 2019.	497,578	Active
Feasibility study for Lincoln Connector Trail. In January 2015, the District's Area Neighborhood Commission (ANC) 5C passed a resolution in support of a new "Gateway" Segment of the Anacostia Riverwalk that would provide a connection from Ft. Lincoln and surrounding neighborhoods across the Anacostia River to the Anacostia Riverwalk Trail, Kenilworth Segment, which is currently under construction in NE DC.	23,610	Active
Feasibility and conceptual design - scope of services for the proposed Shepherd Branch Trail from the 33rd Street NE to South Capitol Street Trail at Firth Sterling . Project consists of approx. 3 miles section of trails.	42,504	Active
The Park side pedestrian Bridge Spans across the DC-295 Freeway and CSXT and WMATA railroad tracks at the Minnesota Metro Station. The project is to be built with local funds and a contribution (up to \$3 million) from an adjacent developer	14,903,594	Active
The District of Columbia Department of Transportation (DDOT) and the Federal Highway Administration (FHWA) will be preparing an Environmental Impact Statement (EIS) for the re-construction of the Virginia Avenue Tunnel (VAT). CSX Transportation, Inc. (CSXT) has requested the District Department of Transportation (DDOT) to consider permits allowing CSXT the temporary usage of air rights in the vicinity of Interstate 295 / 11th Street Bridges and for temporary closure of the Southeast Freeway / I295 ramp on 8th Street, SE to facilitate construction associated with the Virginia Avenue Tunnel. This request will require oversight and approval by the Federal Highway Administration (FHWA).	79,943	Active

Project is collaborative effort with DMPED and Parkside Developer. 25% of funding, up to \$2.5 Mil to provided by developer and \$6 Mil to be provided by DMPED from DOT PILOT funds.	69,655	Active
Install citywide bicycle parking on an annual basis.	966	Close-Out
Design Review and Construction Field Verification Services for DC Water DC Clean River (DCCR) Project Scope: District of Columbia Water and Sewer Authority (DC Water) combined sewer overflow (CSO) Long Term Control Plan (LTCP), also known as the DC Clean Rivers (DCCR) Project. The project comprises a system of deep tunnels and diversion sewers for the capture of combined sewer overflows (CSOs) to Rock Creek, Anacostia and Potomac rivers for treatment at DC Water's Blue Plains Advanced Wastewater Treatment Plant. The project is citywide. Project Cost: Services provided are anticipated to cost \$1.3 million over one year period. Construction costs to DC Water will be approximately \$2.6 Billion. Design: Design is being completed by different consultants as Joint Venture under a design-build contract with DC Water; for Division J, design team will progress the design further. DDOT is not responsible for the design, but is reviewing design documents to ensure they meet DDOT standards before issuing permit. When the work is close to DDOT infrastructures (Bridges, retaining walls), then the review includes geotechnical reports and impact to DDOT structures. ROW: Right of way is granted to DC Water through DDOT permits. Construction Management: DC Water contractor is responsible for construction management. DDOT is observing construction to verify compliance with permit terms. DC Water reimburses DDOT for field observations and engineering reviews.	1,504,072	Active
The District Department of Transportation (DDOT) annually implements a skid testing sub?program under the Highway Safety Improvement Program (HSIP). Under this sub-program, consultants conduct pavement skid resistance testing at thirty (30) wet? pavement, high crash locations as identified by the DDOT staff through recent crash data.	252,698	Active
To provide installation of new pavement markings and refurbishment on all STP and NHS routes throughout the District of Columbia.	261,265	Closed
Identify, study and design elements of Intelligent Transportation System technology for implementation on District of Columbia highways and primary routes.	103,914	Active
DDOT will build next-generation Advanced Transportation Management System for incident management, traffic operation and special event management.	764,741	Active
This project reconstructs streets and highways on the Federal aid highway system. Total roadway reconstruction is required when the highway pavement has reached the end of its useful life and can no longer be resurfaced.	177,423	Close-Out
Safety and Geometric Improvements of I-295/DC 295 from Eastern Avenue to Chesapeake Street.	741,524	Active
Reconstruction of the Southbound Kenilworth Avenue NE, is from East Capitol Street Ramp to CSX Rail Road Bridge overpass North of Nannie Helen Burroughs Avenue.	331,517	Active
DDOT is seeking consultant services to perform system design to upgrade and repair high-speed Weigh-In-Motion (WIM) systems at three sites located on New York Ave and I-295. The project scope includes evaluation of the current WIM systems, research on the latest technologies, site engineering, and development of the Plans, Specifications and Estimates (PS&E) package for future construction.	251,788	Active

Obligation Package for Moveable Barrier System Operation and Maintenance Option Year Four (4)	91,114	Active
This is a five-year project to fund Traffic Management Center (TMC), Roadway Operations Patrol (ROP), ITS Support & Maintenance, and ITS Systems Development & Integration salaries.	6,244,283	Active
Rehabilitation of the bridge sub/superstructures and approach roadway improvements.	533,448	Active
<p>This DDOT contract is to provide services for the evaluation of the recently implemented Transit Signal Priority (TSP) system in the District and the provision of system enhancement support through close coordination with WMATA. Primary objective for the system enhancement is to maximize TSP benefits for the bus traffic within five high bus-ridership corridors.</p> <p>TSP project is a partnership between DDOT and Washington Metropolitan Transit Authority(WMATA) designed to enhance bus movements along FIVE corridors within the District through the implementation of active transit signal Priority (TSP) systems.</p>	541,450	Active
This this is the second round of City-wide Optimization for 1600 plus traffic signals in the system. This will be a new five-year project continuing between FY 2018 through FY 2023.	322,390	Active
Contractor will fabricate and install two types of heritage trail sign markers for the Anacostia Heritage Trail and the LeDroit Park Heritage Trails.	42,688	Closed
This program is to design and construct Congressionally mandated demonstration projects required by the Surface Transportation and Uniform Relocation Assistance Act of 1987. (P.L. 100-17). This project was mandated by the U.S. Congress on behalf of Georgetown University. The project is under the control of the Federal Highway Administration. It includes asphalt pavers replacement, upgrading drainage, repair retaining wall and replacing trees.	59,375	Close-Out
General repairs or improvements to Stormwater Pump Stations throughout the District.	113,643	Active
Improvement of Missouri - Kansas - Kennedy Intersection to include updating traffic signal, high visibility crosswalks and median modification on Missouri Avenue.	26,035	Closed
This project is for the replacement cost for fleet, primarily light and heavy vehicles used by DDOT for work throughout the city	700,000	Active
Impelement Transit Improvements in this Corridor using the following tools; Transit Signal Priority, Curb Extensions, Real-time Bus Information Displays at bus stops and Transit-Only lanes on GA Ave between Florida Ave NW and Barry PI NW.	284,500	Active
The scope of work consists of upgrading streetlights of Thomas Circle Tunnel (Mass Ave. between 13th Street and 15th Street) in Washington DC with LED fixtures. In general, the work includes removal of existing fixtures, conduits, and cables; installation of new LED fixtures, conduits, cables, controls and emergency power supply; and maintenance of traffic.	2,626,435	Active
Lighting Upgrade with complete system including manhole, conduit LED lights and Historic Washington Globe Pole/Fixture	58,890	Active

Lighting Upgrade with complete system including manhole, conduit LED lights and Historic Washington Globe Pole/Fixture	229,656	Active
Under this funding account, DDOT will inspect, design, and rehabilitate or reconstruct Culverts throughout the District.	1,120,037	Active
The objective of this project is to upgrade the existing condition of the streetlights on this corridor. The project includes replacing the existing lights with new LED lights, installing new conduit system, manholes, and cables. OCP is currently processing the PS&E package. The project has been awarded and NTP was issued on July 19, 2017.	424,744	Active
Construct projects to demonstrate Low Impact Development (LID) at 4 sites: East Beach Drive NW, Erie St SE, Fitch Pl NE, and Q St & Ft Dupont SE. Install LID facilities including bioretention in bumpouts and behind curbs, permeable paving, grass paving, and curbless road.	760	Active
This project will provide tunnel preventive maintenance activities, rehabilitate and upgrade District's tunnels assets to facilitate extension of their service life, minimize the need for major tunnel rehabilitation projects, and ensure the safety of the traveling public. Additionally, this project will provide the requisite tools and resources to comply with federally mandated biennial inspection requirements of the FHWA NTIS program.	6,955,803	Active
The proposed construction phase of the project comprises capital renewals and improvements to an historic transportation facility at 5720 Connecticut Ave NW to return to a safe condition and state of good repair.	4,080	Active
Installation and maintenance of the District's commercial scale facilities and equipment located in public space.	137,889	Active
Design safety improvements at the intersection of 22nd & "Eye" Streets NW, to include ADA ramps, crosswalk, ADA push-button controls.	86,660	Active
Phase 1 - Rehabilitation of the Theodore Roosevelt Memorial Bridge main spans and ramps (investigation and assessment)	849,349	Active
Use ARRA funds from USEPA via DDOE, DDOT will reconstruct four alleys within the Watts Branch Watershed using Permeable Concrete	25,047	Close-Out
Reconstruction of Monroe Street bridge by replacing the superstructure and part of piers down to crash walls	1,745,993	Active
Funding to plan and implement streetscape improvements along Rhode Island Avenue in keeping with the Great Streets Plan	37,704	Active
Conduct environmental assessments. Prepare concept designs, design plans and specifications and construct documents for bridge replacement/rehab	843,427	Active
The H Street Bridge spans over the Amtrak corridor near Union Station in the downtown area of the District of Columbia. The bridge carries three lanes of H Street traffic in each direction over 1st Street and 2nd Street NE and over the Union Station rail yard (which includes both Amtrak and WMATA tracks)	1,271,457	Active
General Streetscape project to provide smaller capital improvements Districtwide.	0	Active

Constructing Klinge Valley Trail within the limits of the closed portion of Klinge Rd. NW from Cortland Place to Porter Street NW connecting east portion of Klinge Rd NW and the ramp to Beach Drive NW to the Rock Creek Trail and Klinge Creek Stream restoration from the head at the Tregaron property to the headwall opposite to the Government of India property.	59,086	Active
Traffic Safety and Streetscape improvements to Missouri/Kansas/Kennedy intersection.	358,737	Active
Southeast/Southwest Freeway Bridges Br#1103, 1104 and 1109	1,501,830	Active
This project is to install green infrastructure (GI) in the Bloomingdale and LeDroit Park neighborhoods as medium term flood mitigation per the Mayor's Task Force report. The report calls for DDOT spending \$10M over 5 years.	2,500,029	Active
Safety improvements to the NJ corridor and portions of NY Ave	16,952,104	Active
Through this project, DDOT is seeking to conduct a study of flood prone areas and identify needs to improve performance of drainage/hydraulic structures through rehabilitation and/or replacement. DDOT also wants to identify flood hazard mitigation measures against riverine and major storm flooding events within the public right of way, including developing traffic management plans during such events.	59,890	Active
The Purpose of this project is to replace or maintain culvert structures as needed .	1,171,571	Active
Underground up to 20-25 electrical feeders most vulnerable to outages during storm conditions. DDOT will construct underground vaults and buried conduit to accommodate Pepco's feeder lines and transformers.	19,157,374	Active
Buzzard Point Street Reconstruction	7,000,000	Active
This project will provide funding for the upgrade of various multi-circuit streetlights throughout the District of Columbia. As of FY2013, new LED lights were installed in every new streetlight upgrade requests. Currently exercising option year 1. On 9/5/2014, contractor has sent out the letter confirming that they received all payments and will no longer issue any future invoices. The letter has been forwarded to OCFO. Currently exercised Option Year 3 (with 3 task orders to be issued under). Option Year 4 will also be exercised for the upcoming year. Option Year 4 has been exercised.	1,851,562	Active
This contract will provide cost estimating support to the Department. The contract will be an indefinite quantities contract with specific assignments given as required by DDOT. There will be only one Purchase Order for the period of the contract. All assignments will be performed under this Purchase Order. Throughout the duration of the contract, vendor will make all efforts to meet the DDOT's DBE participation goal.	67,517	Active
Install Low Impact Development (LID) in two sewersheds to maximize stormwater control and volume reduction. LID practices to be installed include green alleys, permeable pavement in parking lanes and roads, and bioretention areas in the tree space and bumpouts.	353,153	Close-out
The goal of this project is to develop a 3D repository for utility data to inform future design projects and to establish a procedure for collecting existing and installed underground utility data during construction operations in the right-of-way.	331,622	Active

Under this funding DDOT will address Stormwater and groundwater problems	258,275	Active
Install fiber cables and communication hubs along DC freeways (I-295, I-395, I-695 and DC295); Integrate the existing devices along DC freeways for central monitoring and operations.	5,494,194	Active
Install 36 new CCTV cameras at critical locations in the District for traffic operations and incident management. Integrate the new cameras into the Advanced Transportation Management System (ATMS).	1,377,440	Active
Kennedy Street Corridor from Georgia Ave to 16th Street has vibrant characteristics with mixed land use, which comprises of residential and commercial establishment along the corridor and four intersections. Within the project area, 16th Street and Georgia Avenue are classified as principal arterial roadways, and 13th and 14th are classified as minor arterial roadways. Kennedy St. and Colorado Ave. are classified as local collectors. 16th Street and Georgia Ave both are designated as snow emergency and evacuation routes, and both roadways serve as primary truck and bus routes. Local transit service is provided on Kennedy Street (E4 bus), and the 14th Street (52, 53, and 54 buses), 16th Street (S1, S2, S4, and S9 buses), and Georgia Avenue (70 and 79 buses) corridors serve as a high-capacity commuter transit corridors.	67,891	Active
Pavement Restoration including Milling, Paving, Sidewalk, curb & gutter upgrade	562,702	Active
<p>The work under this contract includes the reconstruction of Minnesota Avenue from A Street, SE to 300 feet south of Benning Road, NE. The project corridor is approximately one-half mile in length, includes the East Capitol Street Bridge (Minnesota Avenue over East Capitol Street), and is located in both northeast and southeast Washington, DC (reference site map Figure 1.1).</p> <p>The major components of construction include the removal of existing asphalt and PCC pavement, reconstruction of pavement using full depth asphalt, total removal of existing sidewalks, curb and gutter, construction of granite curb and concrete gutter, replacement of existing sidewalk with new PCC or exposed aggregate sidewalk, installation of PCC wheelchair ramps with detectable warning surfaces, reconstruction of PCC driveway entrances and elimination of driveway entrances as shown on drawings, construction of landscaping and streetscaping, including modifications to the East Capitol Street Bridge, installation of bioretention facilities with plantings, new tree plantings, installation of water quality, catch basins and new PCC stormdrain pipe, construction of relocated water main and service connections, replacement of existing fire hydrants with traffic-type breakaway fire hydrants, installation of permanent roadway signs and pavement markings, installation of street lights, traffic signals and related conduits and wiring.</p>	1,148,811	Active
Improve safety for bicyclists and pedestrians through infrastructure improvements, public education and outreach, and improved enforcement.	1,393,165	Active
Pavement Reconstruction and safety improvements of Minnesota Avenue NE from 300 feet south of Benning Road to Sheriff Road which includes streetlight upgrades, new traffic signal installations, drainage improvements, and landscape/streetscape improvements.	3,110,097	Active
Improve pedestrian and bicycle access on East Capitol Street between 42nd Street and Southern Avenue, Maryland Avenue NE between 2nd and 15th Streets	2,608,649	Active

Implement streetscape improvements and livability study recommendations; including planning, design and construction of local roadways, sidewalks, alleys, streetlights, bicycle lanes, transit services, and street trees and treeboxes.	1,426	Close-Out
The Key Bridge is an eight span reinforced concrete open spandrel arch structure that carries six lanes of two-way traffic between Northern Virginia and the District of Columbia over the C&O Canal, the Whitehurst Freeway and K Street, the Potomac River, and the George Washington Parkway. The bridge has a total length of 1781 feet, an out-to-out deck width of 90 feet, and is elevated 85 feet above the average water level. The Classical Revival styled bridge was completed in 1923 and added to the National Register of Historic Places in 1996.	49,909	Active
To provide installation of new pavement markings and refurbishment on all STP and NHS routes throughout the District of Columbia.	70,528	Active
The purpose of this project is to (1) provide increased mobility and accessibility by improving transit operations and options along Benning Road between the intersection of Benning Road and Oklahoma Avenue and the Benning Road Metrorail Station, (2) improve safety conditions and operations for both motorized and non-motorized access, and to (3) address deficiencies in transportation infrastructure conditions. To ensure project goals, this design project will produce design plans for the roadway, bridge, and streetcar aspects of this project approximately equivalent to 30% design. The estimated time of completion for this project, including optional tasks for 100% design, is September 30, 2020.	6,969,043	Active
Funds for neighborhood transportation improvements in Performance Parking Zones.	3,132,257	Active
Rehabilitation of Aspen Street NW, from 16th Street to Georgia Avenue, NW	530,090	Active
This project funds charge codes for DDOT staff in IPMA/TOA, etc to be able to charge for their time in reviewing/participating in PPSA Studies and Plans.	582,541	Active
The project is to provide streetscape improvements in Ward 6 on French Street and around Eastern Market Plaza.	115,466	Active
Local funding for trail improvements	2,309,444	Active
<p>PTSA is funding a number of projects that will improve bus efficiency in the District with a combined value of more than \$1.8 million.</p> <ul style="list-style-type: none"> - Bus Intersection Analysis and Bus Stop ADA Improvements Design and analysis task with HNTB is underway with expected spending of \$275k in FY 2016 (PO536941) - Bus ADA Improvements - Construction of \$1.3 million in improvements expected to begin in July 2016 - Analysis of Bus Lanes in Downtown DC with cost of \$252k is underway (PO540998) 	1,256,604	Active

<p>• DD staff was assigned in early January 2017 contract officer Alaster Sampson to support the review and finalization of the Bus Procurement package. Currently, TDD staff, Proterra (one of the bus manufacturers) and Washington State are providing additional supporting documentation requested by OCP. The package will be finalized during January 2017 for further review by the Mayor's Office. We expect the package to be ready for consideration by DC Council February 2017.</p> <p>TDD staff submitted to OCP-DDOT for review procurement package for the purchase of 40 new buses on 10/20/2016.</p> <p>DDOT increased the number of buses that it plans to purchase to 40 buses. Washington State Department of Transportation authorized the increased. DDOT will purchase 26 New Flyer buses and 14 Proterra buses.</p> <p>DDOT received a letter to proceed from the Washington State Department of Transportation (WSDOT) authorizing DDOT to move forward with the plan to utilize the WSDOT contract to negotiate the purchase of 35 new DC Circulator buses to replace aging vehicles in the current fleet.</p> <ul style="list-style-type: none"> • DDOT held 5/17/2016 a call with both manufactures to refine the order sheet for each bus type. DDOT staff will meet next week with WMATA and consultant staff to review updates to the order sheet. • DDOT staff will hold two full day workshops with each of the manufacturers June 7 and 8 to discuss and refine order sheet with prices. • DDOT is working to have a bid package submitted to the Council of the District of Columbia by the end of June 2016 in order to proceed with the purchase in July 2016. • The current cost estimate is \$28 million, which is fully funded in the CIP (Project No. CIR14) with \$26.3 million in currently available funds and \$10 million available in FY 2017 	366,449	Active
The project will improve transit performance and reliability on 16th Street NW between H Street and Arkansas Avenue. Working to select the Consultant and start the preliminary design.	59,740	Active
This project supports the design, construction, operations planning, start-up, and program management of the DC Streetcar program. There are two streetcar projects in design-construction:(1) The Anacostia Initial Line Segment connects the Anacostia Me	5,209,335	Active
DDOT received an alternatives analysis grant from the Federal Transit Administration to study premium transit options from Union Station to Georgetown waterfront. Phase 01 funds are FHWA funds to cover the DDOT labor associated with the NEPA project.	386,017	Closed
Impelement Transit Improvements in this Corridor using the following tools; Transit Signal Priority, Curb Extensions and Real-time Bus Information Displays at bus stops	69,855	Close-Out
Implement Transit Improvements (Bus) on the H/Benning Corridor using the following tools; Real-time Bus Information Displays and Safety Improvements at Bus Stops (Emergency Call Boxes or other Similar Safety Improvements)	32,199	Close-Out
Impelement Transit Improvements in this Corridor using the following tools; Transit Signal Priority and Real-time Bus Information Displays at bus stops.	176,781	Close-Out

Implement technologies to improve Transit and traffic flow in the Downtown core along the TR Bridge to K St Corridor using the following; Transit Signal Priority, Traffic Signal Optimization and Uninterruptible Power Supplies (UPS) at critical traffic sig	75,885	Close-Out
Implement technologies to improve Transit and traffic flow in the Downtown core along the 14th St Bridge to K St Corridor using the following; Transit Signal Priority, Traffic Signal Optimization and Uninterruptible Power Supplies (UPS) at critical traffi	192,491	Close-Out
Over the past ten years, a renewed interested in New York Avenue NE has begun to transform the area from one primarily associated with industrial uses into an area that people want to live, work and explore,. The existing condition of any transportation mode other than vehicles is inconsistent and insufficient to meet current and future growth. The project purpose and scope of work are described below propose a set of multimodal, safety and aesthetic improvements to make New York Avenue a functional, beautiful and consistent place for all transportation users, regardless of mode.	1,959,490	Active
Design and construction of traffic signal infrastructure in support of developer funded signal works and mandated improvements	368	Active
Plant Health services citywide to include tree pruning, removal, female ginkgo spaying, dutch elm disease control and other plant health services.	8,458,785	Active
Tree planting citywide in the right of way, mainly as street trees. Funding provides for 8,000+ new tree plantings annually. Season begins in October and runs through April each year.	4,454,203	Active
Mapping and planning planting sites throughout the city for trees on parks and schools properties. This grant has been successfully completed. Resource Management is de-obligating this project, and moving into closeout status.	20,516	Close-Out
Final Inspection form uploaded into Packet Tracker and closeout package has been created.		
This project is for the replacement cost for fleet, primarily light vehicles used by DDOT inspectors, field staff and engineers for work throughout the city who work on service related issues, public space permits and large DDOT construction projects.	1,295,206	Active
This project is for the replacement cost for fleet, primarily light and heavy vehicles used by DDOT for work throughout the city	700,000	Active
Through this project, DDOT is replacing approx. 5,000 of the old coin-only single-space meters with fully networked smart meters that allow for payment via coins, credit, debit cards, and by phone. Additionally, this project will be used for the purchase of single-space as well as multi-space smart meters, meter sensors, and a parking meter management system advanced enough to allow real-time, dynamic pricing for meter patrons that will be accessed through online apps and the DDOT website.	3,718,948	Active
Justification: This project is necessary to provide for changing demand in parking meter operations, to replace broken parking meters, and to provide replacement meters.		

This subproject provides a five-year contract for the preservation of electrical system assets for the Districts major streets and freeways, including maintenance of manholes, conduit and cable, streetlight poles, foundations and lighting fixtures. Also includes Welcome to Washington Signs and navigational lights. This project renovates and replaces the Districts aging transportation electrical infrastructure that is not eligible for Federal Highway funding.	6,919,432	Active
This project is to provide for the restoration and rehabilitation of distressed sidewalks, curbs and gutters, minor drainage improvements, and temporary paving of new streets that are not eligible for federal aid highway funding. The way the work will be accomplished will be by re-engineering the contracts into geographically-based contracts. This will produce a comprehensive improvement of a neighborhood and will reduce disruption in the community. Additionally, a detailed coordinated plan can be prepared for the entire neighborhood with participation from community leaders prior to the beginning of construction.	289,242	Active
This project is to provide for the restoration and rehabilitation of distressed sidewalks and alleys, curbs and gutters, minor drainage improvements, and temporary paving of new streets that are not eligible for federal aid highway funding. The work will be done by re-engineering the contracts into geographically-based contracts. This will produce a comprehensive improvement of a neighborhood and will reduce disruption in the community. Additionally, a detailed coordinated plan can be prepared for the entire neighborhood with participation from community leaders prior to the beginning of construction.	351	Closed
Citywide Sidewalk Repair/Replace and upgrading of wheelchair ramps, bus stops and overall accessibility	8,822,789	Active
This program provides for the purchase of Street Repair Equipment and technology improvements essential to the (in-house) restoration and rehabilitation of distressed streets and highway pavements through resurfacing improvements on local roads not eligi	656,731	Active
This project will provide the needed material to address all aspects of streets repair and maintenance thus extending the useful life of our crucial network of local roadways and alleys throughout the District. The material is designated for local streets	404,075	Active
This project will provide the needed supplies, materials and equipment to address all aspects of local streets and parking sign repair and maintenance, including the installation of new signage. Without adequate funding the Sign shop and its specialized employees will not be able to fulfill the mandate to continue replacing and upgrading signage on local streets and alleys. This initiative was spurred by the one time Barney Circle reallocated funding to address areas of deficiencies on our neighborhood streets. This funding would allow our signage program to continue to make strides in addressing critical safety deficiencies. This program not only supports major safety initiatives such as school signage, but it offsets potential claims associated with faulty or faded signage. This program also is a means of generating much needed revenue by enhancing parking enforcement through both traffic and parking signage.	2,776,667	Active
This project funds in house DC Forces staff salaries, equipment and materials to apply preventive maintenance measures and activities citywide area bridges and truck scale maintenance	2,207,443	Active

Project should be titled Resurfacing, Repair and Maintenance of Local Streets & Bridges. This project funds DC forces salaries, equipment and supplies for In house DDOT crew to perform milling and paving/resurfacing of local streets. Includes funding portion of Underground Utility locating and marking.	895,382	Active
This project includes is sidewalk maintenance & repair work. This project should be titled Resurfacing, Repair and Maintenance of Local Sidewalks. Project funds DC forces salaries, equipment and supplies for In house DDOT crew performing installation repair and maintenance of brick and concrete repairs on local sidewalks, curbs and gutters.	732,260	Active
This project funds In-house force salaries,equipment and supplies for DC Forces to response to safety repairs & patching including preventive maintenance, patching and some resurfacing of local alleys. Includes the installation of speed humps, preventive maintenance crack seal of local streets, pothole repair & full depth patching.	331,945	Active
Of the 367 miles of alleys in the District, 30% of are in poor condition and 37% are in fair condition. DDOT typically funds alley repairs and improvements out of its Local Roads Construction and Maintenance Fund (LRCMF), where they compete with street repairs and improvements, curbs, sidewalks, trees, storm water management, snow fleet, parking meters and design studies.	18,018,834	Active
Intra-District from DCPS	460	Closed
Roadway Resurfacing, Roadway Reconstruction, and Roadway Upgrading will be combined into this new project. Each contract will be developed by ward to perform resurfacing, reconstruction and upgrading within the same geographic area. It is believed that combining all three elements into one contract will produce a comprehensive improvement of a neighborhood and will reduce disruption in the community. A detailed coordinated plan can be prepared for the entire neighborhood with participation from community leaders prior to the beginning of construction. This plan would include when streets would be closed, parking management issues, movement of vehicular traffic, temporary bus routes and other mitigation measures to facilitate access into and out of the neighborhood.	5,980,379	Active
Roadway Resurfacing, Roadway Reconstruction, and Roadway Upgrading will be combined into this new project. Each contract will be developed by ward to perform resurfacing, reconstruction and upgrading within the same geographic area. It is believed that combining all three elements into one contract will produce a comprehensive improvement of a neighborhood and will reduce disruption in the community. A detailed coordinated plan can be prepared for the entire neighborhood with participation from community leaders prior to the beginning of construction. This plan would include when streets would be closed, parking management issues, movement of vehicular traffic, temporary bus routes and other mitigation measures to facilitate access into and out of the neighborhood.	4,158,613	Active

Roadway Resurfacing, Roadway Reconstruction, and Roadway Upgrading will be combined into this new project. Each contract will be developed by ward to perform resurfacing, reconstruction and upgrading within the same geographic area. It is believed that combining all three elements into one contract will produce a comprehensive improvement of a neighborhood and will reduce disruption in the community. A detailed coordinated plan can be prepared for the entire neighborhood with participation from community leaders prior to the beginning of construction. This plan would include when streets would be closed, parking management issues, movement of vehicular traffic, temporary bus routes and other mitigation measures to facilitate access into and out of the neighborhood.	3,580,415	Active
Roadway Resurfacing, Roadway Reconstruction, and Roadway Upgrading will be combined into this new project. Each contract will be developed by ward to perform resurfacing, reconstruction and upgrading within the same geographic area. It is believed that combining all three elements into one contract will produce a comprehensive improvement of a neighborhood and will reduce disruption in the community. A detailed coordinated plan can be prepared for the entire neighborhood with participation from community leaders prior to the beginning of construction. This plan would include when streets would be closed, parking management issues, movement of vehicular traffic, temporary bus routes and other mitigation measures to facilitate access into and out of the neighborhood.	4,800,124	Active
Roadway Resurfacing, Roadway Reconstruction, and Roadway Upgrading will be combined into this new project. Each contract will be developed by ward to perform resurfacing, reconstruction and upgrading within the same geographic area. It is believed that combining all three elements into one contract will produce a comprehensive improvement of a neighborhood and will reduce disruption in the community. A detailed coordinated plan can be prepared for the entire neighborhood with participation from community leaders prior to the beginning of construction. This plan would include when streets would be closed, parking management issues, movement of vehicular traffic, temporary bus routes and other mitigation measures to facilitate access into and out of the neighborhood.	5,177,932	Active
Roadway Resurfacing, Roadway Reconstruction, and Roadway Upgrading will be combined into this new project. Each contract will be developed by ward to perform resurfacing, reconstruction and upgrading within the same geographic area. It is believed that combining all three elements into one contract will produce a comprehensive improvement of a neighborhood and will reduce disruption in the community. A detailed coordinated plan can be prepared for the entire neighborhood with participation from community leaders prior to the beginning of construction. This plan would include when streets would be closed, parking management issues, movement of vehicular traffic, temporary bus routes and other mitigation measures to facilitate access into and out of the neighborhood.	5,882,237	Active
Roadway Resurfacing, Roadway Reconstruction, and Roadway Upgrading will be combined into this new project. Each contract will be developed by ward to perform resurfacing, reconstruction and upgrading within the same geographic area. It is believed that combining all three elements into one contract will produce a comprehensive improvement of a neighborhood and will reduce disruption in the community. A detailed coordinated plan can be prepared for the entire neighborhood with participation from community leaders prior to the beginning of construction. This plan would include when streets would be closed, parking management issues, movement of vehicular traffic, temporary bus routes and other mitigation measures to facilitate access into and out of the neighborhood.	5,069,789	Active

Roadway Resurfacing, Roadway Reconstruction, and Roadway Upgrading will be combined into this new project. Each contract will be developed by ward to perform resurfacing, reconstruction and upgrading within the same geographic area. It is believed that combining all three elements into one contract will produce a comprehensive improvement of a neighborhood and will reduce disruption in the community. A detailed coordinated plan can be prepared for the entire neighborhood with participation from community leaders prior to the beginning of construction. This plan would include when streets would be closed, parking management issues, movement of vehicular traffic, temporary bus routes and other mitigation measures to facilitate access into and out of the neighborhood.	5,312,312	Active
Faragut Site Development and Construction of the street and bridge facility as well as the truck shelter.	4,953,719	Active
Any project with the primary focus on the streetscape improvements which include safety and beautification efforts that support the mission of the District Department of Transportation; project could include but are not limited to the following areas: a. Supplemental overmatch for a federal streetscape projects; b. Feasibility studies, preliminary design, and construction associated with streetscape improvements; c. Specialized signage for location d. Labor associated with streetscape work	4,000,000	Active
This project envelopes any projects that have a primary focus on the acquisition and/or substantial rehabilitation of equipment that supports the mission of the District Department of Transportation. Projects could include, but are not limited to, the following areas: a. Acquiring new parking meter assets. b. Construction associated with the installation of parking meters . c. Replacement of parking meter system. d. Rehabilitation of specialized equipment rehabilitation which could include pavers, millers, hotboxes, etc. e. Labor associated with rehabilitation of equipment, if performed in-house.	650,000	Active
Any project with the primary focus on the expansion or improvement of District Department of Transportation facilities to support the agency's mission. DDOT needs to make improvements to our facilities and sites to provide better work environment for staff and provide proper storage for equipment/vehicles that are used on a daily basis. Asset improvements might include feasibility studies, site designs/retrofits, and construction. Projects could include but are not limited to the following areas: a. Retrofit and construction of a new Material Testing Lab b. Assessment to determine to the cost upgrade of W Street Maintenance Facility c. Expansion of Farragut and G Street facilities to accommodate equipment storage d. Supplemental support for Circulator facility retrofit	6,000,000	Active

This Master project is to provide the necessary budget for a defined group of projects supporting the District's horizontal infrastructure assets. Individual projects, which are specific District assets, collectively provide and account for budget needs to continue to provide needed upgrades to our system and its components so that it can be maintained and operated with current technology. As projects are planned and ready for implementation, budget allocation requests will be made – through the Office of Budget and Planning – from the Master project, so that expenditures are properly recorded to the correct asset.

800,000

Active

This project envelopes any projects that have a primary focus of improving safety and efficiency of the District's transportation system. By the year 2024, Washington, DC will reach zero fatalities and serious injuries to travelers of our transportation system. Projects under this Master Project will support the objectives outlined within Vision Zero Plan which include, but are not limited to, the following activities:

- Improving and expanding bicycle lanes and infrastructure
- Improving and expanding trails
- Improving the production, distribution, and placement of signage throughout the District
- Advancing plans to preliminary design
- ~~Completing the Parkside Pedestrian Bridge~~

1,750,000

Active

Any projects with a primary focus of stormwater management. The scope of projects could include but are not limited to the following:

- a. Repairing and maintaining culverts throughout the District.
- b. Capital improvements to stormwater pump stations
- c. Implementation of various initiatives to reduce stormwater run-off and improve area water quality
- d. Special flood mitigation projects
- e. Stormwater credit bank

500,000

Active

651,283,943

Timeframe for Completion	Planned Remaining Spending
FY 2024	All available balances will be spent or will be reallocated/reprogrammed through the project close-out process.
FY 2020	All available balances will be spent or will be reallocated/reprogrammed through the project close-out process.
COMPLETED/CLOSEOUT	This project is in close-out and all available balances will be de-obligated through the project close-out process.
COMPLETED/CLOSEOUT	This project is in close-out and all available balances will be de-obligated through the project close-out process.
FY 2024	All available balances will be spent or will be reallocated/reprogrammed through the project close-out process.
ONGOING	All available balances will be spent or will be reallocated/reprogrammed through the project close-out process.
FY 2019	All available balances will be spent or will be reallocated/reprogrammed through the project close-out process.
CLOSED	This project is closed and all available balances will be de-obligated through the project close-out process.
COMPLETED/CLOSEOUT	This project is in close-out and all available balances will be de-obligated through the project close-out process.

CLOSED	This project is closed and all available balances will be de-obligated through the project close-out process.
CLOSED	This project is closed and all available balances will be de-obligated through the project close-out process.
ONGOING	All available balances will be spent or will be reallocated/reprogrammed through the project close-out process.
FY 2022	All available balances will be spent or will be reallocated/reprogrammed through the project close-out process.
CLOSED	This project is closed and all available balances will be de-obligated through the project close-out process.
COMPLETED/CLOSEOUT	This project is in close-out and all available balances will be de-obligated through the project close-out process.
COMPLETED/CLOSEOUT	This project is in close-out and all available balances will be de-obligated through the project close-out process.
COMPLETED/CLOSEOUT	This project is in close-out and all available balances will be de-obligated through the project close-out process.
COMPLETED/CLOSEOUT	This project is in close-out and all available balances will be de-obligated through the project close-out process.

COMPLETED/CLOSEOUT	This project is in close-out and all available balances will be de-obligated through the project close-out process.
FY 2018	All available balances will be spent or will be reallocated/reprogrammed through the project close-out process.
COMPLETED/CLOSEOUT	This project is in close-out and all available balances will be de-obligated through the project close-out process.
COMPLETED/CLOSEOUT	This project is in close-out and all available balances will be de-obligated through the project close-out process.
COMPLETED/CLOSEOUT	This project is in close-out and all available balances will be de-obligated through the project close-out process.
COMPLETED/CLOSEOUT	This project is in close-out and all available balances will be de-obligated through the project close-out process.
CLOSED	This project is closed and all available balances will be de-obligated through the project close-out process.
COMPLETED/CLOSEOUT	This project is in close-out and all available balances will be de-obligated through the project close-out process.
ONGOING	All available balances will be spent or will be reallocated/reprogrammed through the project close-out process.
ONGOING	All available balances will be spent or will be reallocated/reprogrammed through the project close-out process.
ONGOING	All available balances will be spent or will be reallocated/reprogrammed through the project close-out process.
COMPLETED/CLOSEOUT	This project is in close-out and all available balances will be de-obligated through the project close-out process.
CLOSED	This project is closed and all available balances will be de-obligated through the project close-out process.
COMPLETED/CLOSEOUT	This project is in close-out and all available balances will be de-obligated through the project close-out process.

COMPLETED/CLOSEOUT	This project is in close-out and all available balances will be de-obligated through the project close-out process.
FY 2020	All available balances will be spent or will be reallocated/reprogrammed through the project close-out process.
CLOSED	This project is in close-out and all available balances will be de-obligated through the project close-out process.
ONGOING	All available balances will be spent or will be reallocated/reprogrammed through the project close-out process.
ONGOING	All available balances will be spent or will be reallocated/reprogrammed through the project close-out process.
COMPLETED/CLOSEOUT	This project is in close-out and all available balances will be de-obligated through the project close-out process.
FY 2018	All available balances will be spent or will be reallocated/reprogrammed through the project close-out process.
FY 2019	All available balances will be spent or will be reallocated/reprogrammed through the project close-out process.
FY 2019	All available balances will be spent or will be reallocated/reprogrammed through the project close-out process.

FY 2020	All available balances will be spent or will be reallocated/reprogrammed through the project close-out process.
COMPLETED/CLOSEOUT	This project is in close-out and all available balances will be de-obligated through the project close-out process.
COMPLETED/CLOSEOUT	This project is in close-out and all available balances will be de-obligated through the project close-out process.
FY 2018	All available balances will be spent or will be reallocated/reprogrammed through the project close-out process.
FY 2018	All available balances will be spent or will be reallocated/reprogrammed through the project close-out process.
FY 2020	All available balances will be spent or will be reallocated/reprogrammed through the project close-out process.
FY 2019	All available balances will be spent or will be reallocated/reprogrammed through the project close-out process.
FY 2019	All available balances will be spent or will be reallocated/reprogrammed through the project close-out process.
COMPLETED/CLOSEOUT	This project is in close-out and all available balances will be de-obligated through the project close-out process.
FY 2020	All available balances will be spent or will be reallocated/reprogrammed through the project close-out process.
COMPLETED/CLOSEOUT	This project is in close-out and all available balances will be de-obligated through the project close-out process.
FY 2019	All available balances will be spent or will be reallocated/reprogrammed through the project close-out process.

FY 2019	All available balances will be spent or will be reallocated/reprogrammed through the project close-out process.
FY 2019	All available balances will be spent or will be reallocated/reprogrammed through the project close-out process.
FY 2020	All available balances will be spent or will be reallocated/reprogrammed through the project close-out process.
FY 2022	All available balances will be spent or will be reallocated/reprogrammed through the project close-out process.
FY 2023	All available balances will be spent or will be reallocated/reprogrammed through the project close-out process.
FY 2023	All available balances will be spent or will be reallocated/reprogrammed through the project close-out process.
FY 2023	All available balances will be spent or will be reallocated/reprogrammed through the project close-out process.
FY 2020	All available balances will be spent or will be reallocated/reprogrammed through the project close-out process.
FY 2020	All available balances will be spent or will be reallocated/reprogrammed through the project close-out process.
FY 2019	All available balances will be spent or will be reallocated/reprogrammed through the project close-out process.
FY 2020	All available balances will be spent or will be reallocated/reprogrammed through the project close-out process.

FY 2018	All available balances will be spent or will be reallocated/reprogrammed through the project close-out process.
FY 2018	All available balances will be spent or will be reallocated/reprogrammed through the project close-out process.
FY 2020	All available balances will be spent or will be reallocated/reprogrammed through the project close-out process.
FY 2019	All available balances will be spent or will be reallocated/reprogrammed through the project close-out process.
FY 2022	All available balances will be spent or will be reallocated/reprogrammed through the project close-out process.
FY 2018	All available balances will be spent or will be reallocated/reprogrammed through the project close-out process.
FY 2019	All available balances will be spent or will be reallocated/reprogrammed through the project close-out process.
FY 2021	All available balances will be spent or will be reallocated/reprogrammed through the project close-out process.
FY 2020	All available balances will be spent or will be reallocated/reprogrammed through the project close-out process.
FY 2022	All available balances will be spent or will be reallocated/reprogrammed through the project close-out process.
FY 2019	All available balances will be spent or will be reallocated/reprogrammed through the project close-out process.
FY 2024	All available balances will be spent or will be reallocated/reprogrammed through the project close-out process.
FY 2019	All available balances will be spent or will be reallocated/reprogrammed through the project close-out process.
COMPLETED/CLOSEOUT	This project is in close-out and all available balances will be de-obligated through the project close-out process.

FY 2020	All available balances will be spent or will be reallocated/reprogrammed through the project close-out process.
CLOSED	This project is closed and all available balances will be de-obligated through the project close-out process.
FY 2018	All available balances will be spent or will be reallocated/reprogrammed through the project close-out process.
COMPLETED/CLOSEOUT	This project is in close-out and all available balances will be de-obligated through the project close-out process.
ONGOING	All available balances will be spent or will be reallocated/reprogrammed through the project close-out process.
COMPLETED/CLOSEOUT	This project is in close-out and all available balances will be de-obligated through the project close-out process.
COMPLETED/CLOSEOUT	This project is in close-out and all available balances will be de-obligated through the project close-out process.
COMPLETED/CLOSEOUT	This project is in close-out and all available balances will be de-obligated through the project close-out process.
COMPLETED/CLOSEOUT	This project is in close-out and all available balances will be de-obligated through the project close-out process.
FY 2020	All available balances will be spent or will be reallocated/reprogrammed through the project close-out process.
CLOSED	This project is closed and all available balances will be de-obligated through the project close-out process.

CLOSED	This project is closed and all available balances will be de-obligated through the project close-out process.
ONGOING	All available balances will be spent or will be reallocated/reprogrammed through the project close-out process.
CLOSED	This project is closed and all available balances will be de-obligated through the project close-out process.
CLOSED	This project is closed and all available balances will be de-obligated through the project close-out process.
CLOSED	This project is closed and all available balances will be de-obligated through the project close-out process.
CLOSED	This project is closed and all available balances will be de-obligated through the project close-out process.
CLOSED	This project is closed and all available balances will be de-obligated through the project close-out process.
COMPLETED/CLOSEOUT	This project is in close-out and all available balances will be de-obligated through the project close-out process.

CLOSED	This project is closed and all available balances will be de-obligated through the project close-out process.
COMPLETED/CLOSEOUT	This project is in close-out and all available balances will be de-obligated through the project close-out process.
COMPLETED/CLOSEOUT	This project is in close-out and all available balances will be de-obligated through the project close-out process.
FY 2018	All available balances will be spent or will be reallocated/reprogrammed through the project close-out process.
FY 2019	All available balances will be spent or will be reallocated/reprogrammed through the project close-out process.
COMPLETED/CLOSEOUT	This project is in close-out and all available balances will be de-obligated through the project close-out process.
FY 2019	All available balances will be spent or will be reallocated/reprogrammed through the project close-out process.
FY 2019	All available balances will be spent or will be reallocated/reprogrammed through the project close-out process.
FY 2020	All available balances will be spent or will be reallocated/reprogrammed through the project close-out process.
FY 2022	All available balances will be spent or will be reallocated/reprogrammed through the project close-out process.
FY 2018	All available balances will be spent or will be reallocated/reprogrammed through the project close-out process.
FY 2018	All available balances will be spent or will be reallocated/reprogrammed through the project close-out process.
CLOSED	This project is closed and all available balances will be de-obligated through the project close-out process.
FY 2020	All available balances will be spent or will be reallocated/reprogrammed through the project close-out process.

FY 2020	All available balances will be spent or will be reallocated/reprogrammed through the project close-out process.
COMPLETED/CLOSEOUT	This project is in close-out and all available balances will be de-obligated through the project close-out process.
COMPLETED/CLOSEOUT	This project is in close-out and all available balances will be de-obligated through the project close-out process.
FY 2021	All available balances will be spent or will be reallocated/reprogrammed through the project close-out process.
COMPLETED/CLOSEOUT	This project is in close-out and all available balances will be de-obligated through the project close-out process.
FY 2018	All available balances will be spent or will be reallocated/reprogrammed through the project close-out process.
FY 2019	All available balances will be spent or will be reallocated/reprogrammed through the project close-out process.
FY 2020	All available balances will be spent or will be reallocated/reprogrammed through the project close-out process.

FY 2018	All available balances will be spent or will be reallocated/reprogrammed through the project close-out process.
COMPLETED/CLOSEOUT	This project is in close-out and all available balances will be de-obligated through the project close-out process.
FY 2022	All available balances will be spent or will be reallocated/reprogrammed through the project close-out process.
COMPLETED/CLOSEOUT	This project is in close-out and all available balances will be de-obligated through the project close-out process.
CLOSED	This project is closed and all available balances will be de-obligated through the project close-out process.
COMPLETED/CLOSEOUT	This project is in close-out and all available balances will be de-obligated through the project close-out process.
CLOSED	This project is closed and all available balances will be de-obligated through the project close-out process.
FY 2019	All available balances will be spent or will be reallocated/reprogrammed through the project close-out process.
ONGOING	All available balances will be spent or will be reallocated/reprogrammed through the project close-out process.
CLOSED	This project is closed and all available balances will be de-obligated through the project close-out process.
ONGOING	All available balances will be spent or will be reallocated/reprogrammed through the project close-out process.

ONGOING	All available balances will be spent or will be reallocated/reprogrammed through the project close-out process.
ONGOING	All available balances will be spent or will be reallocated/reprogrammed through the project close-out process.
COMPLETED/CLOSEOUT	This project is in close-out and all available balances will be de-obligated through the project close-out process.
FY 2022	All available balances will be spent or will be reallocated/reprogrammed through the project close-out process.
CLOSED	This project is closed and all available balances will be de-obligated through the project close-out process.
FY 2023	All available balances will be spent or will be reallocated/reprogrammed through the project close-out process.
FY 2019	All available balances will be spent or will be reallocated/reprogrammed through the project close-out process.
CLOSED	This project is closed and all available balances will be de-obligated through the project close-out process.
FY 2022	All available balances will be spent or will be reallocated/reprogrammed through the project close-out process.
FY 2018	All available balances will be spent or will be reallocated/reprogrammed through the project close-out process.
FY 2019	All available balances will be spent or will be reallocated/reprogrammed through the project close-out process.
COMPLETED/CLOSEOUT	This project is in close-out and all available balances will be de-obligated through the project close-out process.

FY 2018	All available balances will be spent or will be reallocated/reprogrammed through the project close-out process.
FY 2018	All available balances will be spent or will be reallocated/reprogrammed through the project close-out process.
ONGOING	All available balances will be spent or will be reallocated/reprogrammed through the project close-out process.
ONGOING	All available balances will be spent or will be reallocated/reprogrammed through the project close-out process.
CLOSED	This project is closed and all available balances will be de-obligated through the project close-out process.
COMPLETED/CLOSEOUT	This project is in close-out and all available balances will be de-obligated through the project close-out process.
COMPLETED/CLOSEOUT	This project is in close-out and all available balances will be de-obligated through the project close-out process.
CLOSED	This project is closed and all available balances will be de-obligated through the project close-out process.
FY 2018	All available balances will be spent or will be reallocated/reprogrammed through the project close-out process.
COMPLETED/CLOSEOUT	This project is in close-out and all available balances will be de-obligated through the project close-out process.
FY 2018	All available balances will be spent or will be reallocated/reprogrammed through the project close-out process.
FY 2019	All available balances will be spent or will be reallocated/reprogrammed through the project close-out process.

FY 2018	All available balances will be spent or will be reallocated/reprogrammed through the project close-out process.
FY 2018	All available balances will be spent or will be reallocated/reprogrammed through the project close-out process.
CLOSED	This project is closed and all available balances will be de-obligated through the project close-out process.
COMPLETED/CLOSEOUT	This project is in close-out and all available balances will be de-obligated through the project close-out process.
FY 2019	All available balances will be spent or will be reallocated/reprogrammed through the project close-out process.
FY 2020	All available balances will be spent or will be reallocated/reprogrammed through the project close-out process.
Ongoing	All available balances will be spent or will be reallocated/reprogrammed through the project close-out process.
COMPLETED/CLOSEOUT	This project is in close-out and all available balances will be de-obligated through the project close-out process.
FY 2018	All available balances will be spent or will be reallocated/reprogrammed through the project close-out process.
FY 2018	All available balances will be spent or will be reallocated/reprogrammed through the project close-out process.
COMPLETED/CLOSEOUT	This project is in close-out and all available balances will be de-obligated through the project close-out process.
FY 2019	All available balances will be spent or will be reallocated/reprogrammed through the project close-out process.
FY 2019	All available balances will be spent or will be reallocated/reprogrammed through the project close-out process.

FY 2019	All available balances will be spent or will be reallocated/reprogrammed through the project close-out process.
FY 2019	All available balances will be spent or will be reallocated/reprogrammed through the project close-out process.
COMPLETED/CLOSEOUT	This project is in close-out and all available balances will be de-obligated through the project close-out process.
FY 2018	All available balances will be spent or will be reallocated/reprogrammed through the project close-out process.
FY 2019	All available balances will be spent or will be reallocated/reprogrammed through the project close-out process.
FY 2022	All available balances will be spent or will be reallocated/reprogrammed through the project close-out process.
FY 2019	All available balances will be spent or will be reallocated/reprogrammed through the project close-out process.

FY 2019	All available balances will be spent or will be reallocated/reprogrammed through the project close-out process.
Ongoing	All available balances will be spent or will be reallocated/reprogrammed through the project close-out process.
FY 2022	All available balances will be spent or will be reallocated/reprogrammed through the project close-out process.
COMPLETED/CLOSEOUT	This project is in close-out and all available balances will be de-obligated through the project close-out process.
COMPLETED/CLOSEOUT	This project is in close-out and all available balances will be de-obligated through the project close-out process.
COMPLETED/CLOSEOUT	This project is in close-out and all available balances will be de-obligated through the project close-out process.
COMPLETED/CLOSEOUT	This project is in close-out and all available balances will be de-obligated through the project close-out process.
CLOSED	This project is closed and all available balances will be de-obligated through the project close-out process.
FY 2021	All available balances will be spent or will be reallocated/reprogrammed through the project close-out process.
COMPLETED/CLOSEOUT	This project is in close-out and all available balances will be de-obligated through the project close-out process.
FY 2021	All available balances will be spent or will be reallocated/reprogrammed through the project close-out process.
CLOSED	This project is closed and all available balances will be de-obligated through the project close-out process.
FY 2021	All available balances will be spent or will be reallocated/reprogrammed through the project close-out process.

CLOSED	This project is closed and all available balances will be de-obligated through the project close-out process.
COMPLETED/CLOSEOUT	This project is in close-out and all available balances will be de-obligated through the project close-out process.
COMPLETED/CLOSEOUT	This project is in close-out and all available balances will be de-obligated through the project close-out process.
COMPLETED/CLOSEOUT	This project is in close-out and all available balances will be de-obligated through the project close-out process.
FY 2020	All available balances will be spent or will be reallocated/reprogrammed through the project close-out process.
FY 2018	All available balances will be spent or will be reallocated/reprogrammed through the project close-out process.
CLOSED	This project is closed and all available balances will be de-obligated through the project close-out process.
FY 2020	All available balances will be spent or will be reallocated/reprogrammed through the project close-out process.
COMPLETED/CLOSEOUT	This project is in close-out and all available balances will be de-obligated through the project close-out process.
COMPLETED/CLOSEOUT	This project is in close-out and all available balances will be de-obligated through the project close-out process.
FY 2018	All available balances will be spent or will be reallocated/reprogrammed through the project close-out process.
FY 2018	All available balances will be spent or will be reallocated/reprogrammed through the project close-out process.
COMPLETED/CLOSEOUT	This project is in close-out and all available balances will be de-obligated through the project close-out process.
FY 2019	All available balances will be spent or will be reallocated/reprogrammed through the project close-out process.
CLOSED	This project is closed and all available balances will be de-obligated through the project close-out process.
CLOSED	This project is closed and all available balances will be de-obligated through the project close-out process.

FY 2019	All available balances will be spent or will be reallocated/reprogrammed through the project close-out process.
COMPLETED/CLOSEOUT	This project is in close-out and all available balances will be de-obligated through the project close-out process.
FY 2030	All available balances will be spent or will be reallocated/reprogrammed through the project close-out process.
CLOSED	This project is closed and all available balances will be de-obligated through the project close-out process.
FY 2018	All available balances will be spent or will be reallocated/reprogrammed through the project close-out process.
COMPLETED/CLOSEOUT	This project is in close-out and all available balances will be de-obligated through the project close-out process.
FY 2024	All available balances will be spent or will be reallocated/reprogrammed through the project close-out process.
FY 2022	All available balances will be spent or will be reallocated/reprogrammed through the project close-out process.
COMPLETED/CLOSEOUT	This project is in close-out and all available balances will be de-obligated through the project close-out process.

COMPLETED/CLOSEOUT	This project is in close-out and all available balances will be de-obligated through the project close-out process.
COMPLETED/CLOSEOUT	This project is in close-out and all available balances will be de-obligated through the project close-out process.
COMPLETED/CLOSEOUT	This project is in close-out and all available balances will be de-obligated through the project close-out process.
COMPLETED/CLOSEOUT	This project is in close-out and all available balances will be de-obligated through the project close-out process.
FY 2023	All available balances will be spent or will be reallocated/reprogrammed through the project close-out process.
FY 2025	All available balances will be spent or will be reallocated/reprogrammed through the project close-out process.
FY 2025	All available balances will be spent or will be reallocated/reprogrammed through the project close-out process.
FY 2022	All available balances will be spent or will be reallocated/reprogrammed through the project close-out process.
FY 2022	All available balances will be spent or will be reallocated/reprogrammed through the project close-out process.

FY 2022	All available balances will be spent or will be reallocated/reprogrammed through the project close-out process.
COMPLETED/CLOSEOUT	This project is in close-out and all available balances will be de-obligated through the project close-out process.
FY 2030	All available balances will be spent or will be reallocated/reprogrammed through the project close-out process.
FY 2018	All available balances will be spent or will be reallocated/reprogrammed through the project close-out process.
CLOSED	This project is closed and all available balances will be de-obligated through the project close-out process.
FY 2018	All available balances will be spent or will be reallocated/reprogrammed through the project close-out process.
FY 2018	All available balances will be spent or will be reallocated/reprogrammed through the project close-out process.
COMPLETED/CLOSEOUT	This project is in close-out and all available balances will be de-obligated through the project close-out process.
FY 2018	This project is in close-out and all available balances will be de-obligated through the project close-out process.
FY 2018	All available balances will be spent or will be reallocated/reprogrammed through the project close-out process.
FY 2019	All available balances will be spent or will be reallocated/reprogrammed through the project close-out process.

FY 2018	All available balances will be spent or will be reallocated/reprogrammed through the project close-out process.
FY 2022	All available balances will be spent or will be reallocated/reprogrammed through the project close-out process.
FY 2019	All available balances will be spent or will be reallocated/reprogrammed through the project close-out process.
FY 2019	All available balances will be spent or will be reallocated/reprogrammed through the project close-out process.
FY 2023	All available balances will be spent or will be reallocated/reprogrammed through the project close-out process.
CLOSED	This project is closed and all available balances will be de-obligated through the project close-out process.
COMPLETED/CLOSEOUT	This project is in close-out and all available balances will be de-obligated through the project close-out process.
FY 2018	All available balances will be spent or will be reallocated/reprogrammed through the project close-out process.
CLOSED	This project is closed and all available balances will be de-obligated through the project close-out process.
ONGOING	All available balances will be spent or will be reallocated/reprogrammed through the project close-out process.
FY 2018	All available balances will be spent or will be reallocated/reprogrammed through the project close-out process.
FY 2019	All available balances will be spent or will be reallocated/reprogrammed through the project close-out process.
FY 2018	All available balances will be spent or will be reallocated/reprogrammed through the project close-out process.

FY 2018	All available balances will be spent or will be reallocated/reprogrammed through the project close-out process.
FY 2018	All available balances will be spent or will be reallocated/reprogrammed through the project close-out process.
FY 2018	All available balances will be spent or will be reallocated/reprogrammed through the project close-out process.
FY 2018	All available balances will be spent or will be reallocated/reprogrammed through the project close-out process.
FY 2023	All available balances will be spent or will be reallocated/reprogrammed through the project close-out process.
FY 2019	All available balances will be spent or will be reallocated/reprogrammed through the project close-out process.
FY 2019	All available balances will be spent or will be reallocated/reprogrammed through the project close-out process.
FY 2020	All available balances will be spent or will be reallocated/reprogrammed through the project close-out process.
FY 2020	All available balances will be spent or will be reallocated/reprogrammed through the project close-out process.
COMPLETED/CLOSEOUT	This project is in close-out and all available balances will be de-obligated through the project close-out process.
FY 2019	All available balances will be spent or will be reallocated/reprogrammed through the project close-out process.
FY 2019	All available balances will be spent or will be reallocated/reprogrammed through the project close-out process.
FY 2023	All available balances will be spent or will be reallocated/reprogrammed through the project close-out process.
FY 2023	All available balances will be spent or will be reallocated/reprogrammed through the project close-out process.
FY 2018	All available balances will be spent or will be reallocated/reprogrammed through the project close-out process.

FY 2018	All available balances will be spent or will be reallocated/reprogrammed through the project close-out process.
FY 2018	All available balances will be spent or will be reallocated/reprogrammed through the project close-out process.
FY 2019	All available balances will be spent or will be reallocated/reprogrammed through the project close-out process.
FY 2019	All available balances will be spent or will be reallocated/reprogrammed through the project close-out process.
FY 2020	All available balances will be spent or will be reallocated/reprogrammed through the project close-out process.
FY 2018	All available balances will be spent or will be reallocated/reprogrammed through the project close-out process.
FY 2021	All available balances will be spent or will be reallocated/reprogrammed through the project close-out process.
ONGOING	All available balances will be spent or will be reallocated/reprogrammed through the project close-out process.
FY 2023	All available balances will be spent or will be reallocated/reprogrammed through the project close-out process.
FY 2018	All available balances will be spent or will be reallocated/reprogrammed through the project close-out process.
FY 2022	All available balances will be spent or will be reallocated/reprogrammed through the project close-out process.
COMPLETED/CLOSEOUT	This project is in close-out and all available balances will be de-obligated through the project close-out process.
FY 2020	All available balances will be spent or will be reallocated/reprogrammed through the project close-out process.

ONGOING	All available balances will be spent or will be reallocated/reprogrammed through the project close-out process.
FY 2020	All available balances will be spent or will be reallocated/reprogrammed through the project close-out process.
FY 2019	All available balances will be spent or will be reallocated/reprogrammed through the project close-out process.
FY 2018	All available balances will be spent or will be reallocated/reprogrammed through the project close-out process.
FY 2019	All available balances will be spent or will be reallocated/reprogrammed through the project close-out process.
FY 2018	All available balances will be spent or will be reallocated/reprogrammed through the project close-out process.
ONGOING	All available balances will be spent or will be reallocated/reprogrammed through the project close-out process.
FY 2019	All available balances will be spent or will be reallocated/reprogrammed through the project close-out process.
ONGOING	All available balances will be spent or will be reallocated/reprogrammed through the project close-out process.

COMPLETED/CLOSEOUT	This project is in close-out and all available balances will be de-obligated through the project close-out process.
FY 2018	All available balances will be spent or will be reallocated/reprogrammed through the project close-out process.
FY 2019	All available balances will be spent or will be reallocated/reprogrammed through the project close-out process.
FY 2020	All available balances will be spent or will be reallocated/reprogrammed through the project close-out process.
ONGOING	All available balances will be spent or will be reallocated/reprogrammed through the project close-out process.
FY 2020	All available balances will be spent or will be reallocated/reprogrammed through the project close-out process.
ONGOING	All available balances will be spent or will be reallocated/reprogrammed through the project close-out process.
ONGOING	All available balances will be spent or will be reallocated/reprogrammed through the project close-out process.
ONGOING	All available balances will be spent or will be reallocated/reprogrammed through the project close-out process.
ONGOING	All available balances will be spent or will be reallocated/reprogrammed through the project close-out process.

ONGOING	All available balances will be spent or will be reallocated/reprogrammed through the project close-out process.
FY 2018	All available balances will be spent or will be reallocated/reprogrammed through the project close-out process.
ONGOING	All available balances will be spent or will be reallocated/reprogrammed through the project close-out process.
CLOSED	This project is closed and all available balances will be de-obligated through the project close-out process.
COMPLETED/CLOSEOUT	This project is in close-out and all available balances will be de-obligated through the project close-out process.
COMPLETED/CLOSEOUT	This project is in close-out and all available balances will be de-obligated through the project close-out process.
COMPLETED/CLOSEOUT	This project is in close-out and all available balances will be de-obligated through the project close-out process.

COMPLETED/CLOSEOUT	This project is in close-out and all available balances will be de-obligated through the project close-out process.
COMPLETED/CLOSEOUT	This project is in close-out and all available balances will be de-obligated through the project close-out process.
FY 2019	All available balances will be spent or will be reallocated/reprogrammed through the project close-out process.
ONGOING	All available balances will be spent or will be reallocated/reprogrammed through the project close-out process.
ONGOING	All available balances will be spent or will be reallocated/reprogrammed through the project close-out process.
ONGOING	All available balances will be spent or will be reallocated/reprogrammed through the project close-out process.
COMPLETED/CLOSEOUT	This project is in close-out and all available balances will be de-obligated through the project close-out process.
ONGOING	All available balances will be spent or will be reallocated/reprogrammed through the project close-out process.
ONGOING	All available balances will be spent or will be reallocated/reprogrammed through the project close-out process.
ONGOING	All available balances will be spent or will be reallocated/reprogrammed through the project close-out process.

ONGOING	All available balances will be spent or will be reallocated/reprogrammed through the project close-out process.
ONGOING	All available balances will be spent or will be reallocated/reprogrammed through the project close-out process.
ONGOING	All available balances will be spent or will be reallocated/reprogrammed through the project close-out process.
ONGOING	All available balances will be spent or will be reallocated/reprogrammed through the project close-out process.
CLOSED	This project is closed and all available balances will be de-obligated through the project close-out process.
ONGOING	All available balances will be spent or will be reallocated/reprogrammed through the project close-out process.
ONGOING	All available balances will be spent or will be reallocated/reprogrammed through the project close-out process.

ONGOING	All available balances will be spent or will be reallocated/reprogrammed through the project close-out process.
ONGOING	All available balances will be spent or will be reallocated/reprogrammed through the project close-out process.
ONGOING	All available balances will be spent or will be reallocated/reprogrammed through the project close-out process.
ONGOING	All available balances will be spent or will be reallocated/reprogrammed through the project close-out process.
ONGOING	All available balances will be spent or will be reallocated/reprogrammed through the project close-out process.

ONGOING	All available balances will be spent or will be reallocated/reprogrammed through the project close-out process.
ONGOING	All available balances will be spent or will be reallocated/reprogrammed through the project close-out process.
ONGOING	All available balances will be spent or will be reallocated/reprogrammed through the project close-out process.
ONGOING	All available balances will be spent or will be reallocated/reprogrammed through the project close-out process.
ONGOING	All available balances will be spent or will be reallocated/reprogrammed through the project close-out process.

ONGOING	All available balances will be spent or will be reallocated/reprogrammed through the project close-out process.
ONGOING	All available balances will be spent or will be reallocated/reprogrammed through the project close-out process.
ONGOING	All available balances will be spent or will be reallocated/reprogrammed through the project close-out process.

Question 18

KA0 FEDERAL OPERATING GRANTS FY2017 PRE CAFR					
Grant No	Grant Title	GAAP Category	Budget	Expense/Obligation	Variance
17IDCR	INDIRECT RECOVERY ¹	PS	758,057	758,057	
		NPS	1,909,015	1,909,015	-
NHTSA1	NAT HIGHWAY TRANSPORT SAFETY ADMIN FY00	NPS	5,556,738	5,556,738	-
PLANNG	METROPOLITAN PLANNING	NPS	773,246	773,246	-
TRANSP	TRANSP. FOR ELDERLY AND DISABLED	NPS	-	-	-
UTR218	COOP FOREST HEALTH PROTECTION	NPS	23,360	23,360	-
UTR242	URBAN & COMMUNITY FORESTRY PRG	NPS	-	-	-
UTR283	URBAN & COMMUNITY FORESTRY PRG	NPS	-	-	-
Grand Total			9,020,416	9,020,416	-
Footnote: 1) Indirect recovery from FHWA					
Data Source: CFO Solve					
FY17, Month 13, AY17, Agy Fund 8200					

KA0 FEDERAL OPERATING GRANTS FY2018 1st QUARTER - DECEMBER 2017					
Grant No	Grant Title	GAAP Category	Budget	Expense/Obligation	Available Balance
18IDCR	INDIRECT RECOVERY ¹	PS	1,138,524	278,245	860,280
		NPS	2,574,197	2,500,000	74,197
NHTSA1	NAT HIGHWAY TRANSPORT SAFETY ADMIN FY00	NPS	8,068,000	3,060,282	5,007,718
PLANNG	METROPOLITAN PLANNING	NPS	100,000	-	100,000
TRANSP	TRANSP. FOR ELDERLY AND DISABLED	NPS	150,000	-	150,000
UTREE1	URBAN AND COMMUNITY FORESTRY	NPS	110,000	-	110,000
Grand Total			12,140,721	5,838,526	6,302,195
Footnote: 1) Indirect recovery from FHWA					
Data Source: CFO Solve					
FY18, Month 03, AY18, Agy Fund 8200					

Name of Contracting Party	Contract Number	Contractor	Term of Contract	Supply/Service Description	Dollar Amount Awarded	Funding Source	Competitive Bid?	Contract Administrator Name
DDOT	DCKA-2017-T-0065	Louis Berger (DC), PLLC	365	A/E IDIQ	\$ 4,000,000.00	Various	Yes	Various
DDOT	DCKA-2017-T-0074	Nelson Nygaard Consulting Associates, Inc.	365	A/E IDIQ	\$ 2,000,000.00	Various	Yes	Various
DDOT	DCKA-2017-T-0069	McCormick Taylor, Inc.	365	A/E IDIQ	\$ 2,000,000.00	Various	Yes	Various
DDOT	DCKA-2017-C-0035	Technopref industries Inc	435	Rehabilitation of Anacostia Freeway Bridges over Nicholson Street	\$ 10,514,812.95	Federal	Yes	Dawit Kebede
DDOT	DCKA-2017-T-0104	Straughan Environmental, Inc.	365	A/E IDIQ	\$ 2,000,000.00	Various	Yes	Various
DDOT	DCKA-2017-T-0085	PRR, Inc.	365	A/E IDIQ	\$ 2,000,000.00	Various	Yes	Various
DDOT	DCKA-2017-T-0076	Nspiregreen	365	A/E IDIQ	\$ 2,000,000.00	Various	Yes	Various
DDOT	DCKA-2017-T-0067	LSG Landscape Architecture, Inc.	365	A/E IDIQ	\$ 2,000,000.00	Various	Yes	Various
DDOT	DCKA-2017-T-0064	Limno-Tech, Inc.	365	A/E IDIQ	\$ 2,000,000.00	Various	Yes	Various
DDOT	DCKA-2017-T-0063	Lee and Associates, Inc.	365	A/E IDIQ	\$ 2,000,000.00	Various	Yes	Various
DDOT	DCKA-2017-T-0075	Nitsch Engineering	365	A/E IDIQ	\$ 2,000,000.00	Various	Yes	Various
DDOT	DCKA-2017-T-0144	Hazen and Sawyer	365	A/E IDIQ	\$ 2,000,000.00	Various	Yes	Various
DDOT	DCKA-2017-T-0143	Gorove/Slade Associates Inc.	365	A/E IDIQ	\$ 2,000,000.00	Various	Yes	Various
DDOT	DCKA-2017-T-0142	Geosyntec Consultants, Inc.	365	A/E IDIQ	\$ 2,000,000.00	Various	Yes	Various
DDOT	DCKA-2017-T-0141	Foursquare ITP	365	A/E IDIQ	\$ 2,000,000.00	Various	Yes	Various
DDOT	DCKA-2017-T-0140	Floura Teeter Landscape Architects	365	A/E IDIQ	\$ 2,000,000.00	Various	Yes	Various
DDOT	DCKA-2017-T-0148	Arcadis District of Columbia, PC	365	A/E IDIQ	\$ 2,000,000.00	Various	Yes	Various
DDOT	DCKA-2017-T-0139	Fehr & Peers DC	365	A/E IDIQ	\$ 2,000,000.00	Various	Yes	Various
DDOT	DCKA-2017-T-0131	Zimmer Gunsul Frasca Architects, LLP	365	A/E IDIQ	\$ 2,000,000.00	Various	Yes	Various
DDOT	DCKA-2017-T-0115	Tina Boyd and Associates	365	A/E IDIQ	\$ 2,000,000.00	Various	Yes	Various
DDOT	DCKA-2017-T-0146	Alta Planning + Design, Inc.	365	A/E IDIQ	\$ 2,000,000.00	Various	Yes	Various
DDOT	DCKA-2017-T-0138	DP Consultants, Inc.	365	A/E IDIQ	\$ 2,000,000.00	Various	Yes	Various
DDOT	DCKA-2017-T-0135	Athavale, Lystad & Associates, Inc.	365	A/E IDIQ	\$ 2,000,000.00	Various	Yes	Various
DDOT	DCKA-2017-T-0147	Applied Research Associates, Inc.	365	A/E IDIQ	\$ 2,000,000.00	Various	Yes	Various
DDOT	DCKA-2017-T-0089	Rhodeside & Harwell	365	A/E IDIQ	\$ 2,000,000.00	Various	Yes	Various
DDOT	DCKA-2017-T-0044	Gannett Fleming Engineering & Architects, PC	365	A/E IDIQ	\$ 2,000,000.00	Various	Yes	Various
DDOT	DCKA-2016-C-0044	Potomac Construction Co Inc	540	Met Branch Trail - Fort Totten Design Build Segment	\$ 8,555,000.00	Fed Aid	Yes	Ali Shakeri
DDOT	DCKA-2016-C-0043	FORT MYER CONSTRUCTION CORPORATION	457	14th Street N.W Streetscape From Thomas Circle to Florida Avenue	\$ 16,737,649.79	Fed Aid	Yes	Kadidjatou Ayeva
DDOT	DCKA-2017-T-0029	Belstar, Inc.	365	A/E IDIQ	\$ 2,000,000.00	Various	Yes	Various
DDOT	DCKA-2017-T-0109	T.Y. Lin International	365	A/E IDIQ	\$ 2,000,000.00	Various	Yes	Various
DDOT	DCKA-2017-T-0087	RAMS Engineering Services, Inc.	365	A/E IDIQ	\$ 2,000,000.00	Various	Yes	Various
DDOT	DCKA-2017-T-0068	M & J Engineering, PC	365	A/E IDIQ	\$ 2,000,000.00	Various	Yes	Various
DDOT	DCKA-2017-T-0062	Kumi Construction Management Corp.	365	A/E IDIQ	\$ 2,000,000.00	Various	Yes	Various
DDOT	DCKA-2017-T-0134	HAKS Engineers	365	A/E IDIQ	\$ 2,000,000.00	Various	Yes	Various
DDOT	DCKA-2017-T-0101	Somat Engineering, Inc.	365	A/E IDIQ	\$ 2,000,000.00	Various	Yes	Various
DDOT	DCKA-2017-T-0050	Hill International, Inc.	365	A/E IDIQ	\$ 2,000,000.00	Various	Yes	Various
DDOT	DCKA-2017-T-0098	Sheladia Associates, Inc.	365	A/E IDIQ	\$ 2,000,000.00	Various	Yes	Various
DDOT	DCKA-2017-T-0130	WSP	365	A/E IDIQ	\$ 4,000,000.00	Various	Yes	Various
DDOT	DCKA-2017-T-0123	Volkert Engineering, PC.	365	A/E IDIQ	\$ 2,000,000.00	Various	Yes	Various
DDOT	DCKA-2017-T-0094	Soil and Land Use Technology, Inc.	365	A/E IDIQ	\$ 2,000,000.00	Various	Yes	Various
DDOT	DCKA-2017-T-0128	Whitman, Requardt and Associates, LLP	365	A/E IDIQ	\$ 2,000,000.00	Various	Yes	Various

DDOT	DCKA-2017-T-0022	A. Morton Thomas and Associates, Inc.	365	A/E IDIQ	\$ 2,000,000.00	Various	Yes	Various
DDOT	DCKA-2017-T-0117	Toole Design Group, LLC	365	A/E IDIQ	\$ 2,000,000.00	Various	Yes	Various
DDOT	DCKA-2017-T-0077	O'Connell & Lawrence, Inc.	365	A/E IDIQ	\$ 2,000,000.00	Various	Yes	Various
DDOT	DCKA-2017-T-0092	RK&K, LLP	365	A/E IDIQ	\$ 4,000,000.00	Various	Yes	Various
DDOT	DCKA-2017-T-0133	IBI Group	365	A/E IDIQ	\$ 2,000,000.00	Various	Yes	Various
DDOT	DCKA-2017-T-0124	Wallace Montgomery & Associates LLP	365	A/E IDIQ	\$ 2,000,000.00	Various	Yes	Various
DDOT	DCKA-2017-T-0122	Vanasse Hangen Brustlin, Inc.	365	A/E IDIQ	\$ 2,000,000.00	Various	Yes	Various
DDOT	DCKA-2017-T-0113	The Temple Group, Inc.	365	A/E IDIQ	\$ 2,000,000.00	Various	Yes	Various
DDOT	DCKA-2017-T-0106	STV Incorporated	365	A/E IDIQ	\$ 2,000,000.00	Various	Yes	Various
DDOT	DCKA-2017-T-0102	Stantec Consulting Services Inc.	365	A/E IDIQ	\$ 2,000,000.00	Various	Yes	Various
DDOT	DCKA-2017-T-0096	Schnabel Engineering, LLC	365	A/E IDIQ	\$ 2,000,000.00	Various	Yes	Various
DDOT	DCKA-2017-T-0093	Sabra, Wang & Associates, Inc.	365	A/E IDIQ	\$ 2,000,000.00	Various	Yes	Various
DDOT	DCKA-2017-T-0086	Quinn Consulting Services, Inc	365	A/E IDIQ	\$ 2,000,000.00	Various	Yes	Various
DDOT	DCKA-2017-T-0083	PRIME AE Group, Inc.	365	A/E IDIQ	\$ 2,000,000.00	Various	Yes	Various
DDOT	DCKA-2017-T-0081	Precision Systems, Inc.	365	A/E IDIQ	\$ 2,000,000.00	Various	Yes	Various
DDOT	DCKA-2017-T-0079	Pennonni Associates, Inc.	365	A/E IDIQ	\$ 2,000,000.00	Various	Yes	Various
DDOT	DCKA-2017-T-0072	Michael Baker International	365	A/E IDIQ	\$ 2,000,000.00	Various	Yes	Various
DDOT	DCKA-2017-T-0070	McKissack & McKissack of Washington, Inc.	365	A/E IDIQ	\$ 2,000,000.00	Various	Yes	Various
DDOT	DCKA-2017-T-0060	KLS Engineering, LLC	365	A/E IDIQ	\$ 2,000,000.00	Various	Yes	Various
DDOT	DCKA-2017-T-0058	Kimley-Horn and Associates, Inc.	365	A/E IDIQ	\$ 2,000,000.00	Various	Yes	Various
DDOT	DCKA-2017-T-0056	KCI Associates of DC, PC	365	A/E IDIQ	\$ 2,000,000.00	Various	Yes	Various
DDOT	DCKA-2017-T-0055	Johnson, Mirmiran & Thompson, Inc.	365	A/E IDIQ	\$ 2,000,000.00	Various	Yes	Various
DDOT	DCKA-2017-T-0054	J-Dos Internationale, Inc	365	A/E IDIQ	\$ 2,000,000.00	Various	Yes	Various
DDOT	DCKA-2017-T-0053	Jacobs Engineering Group Inc.	365	A/E IDIQ	\$ 2,000,000.00	Various	Yes	Various
DDOT	DCKA-2017-T-0132	Iteris, Inc.	365	A/E IDIQ	\$ 2,000,000.00	Various	Yes	Various
DDOT	DCKA-2017-T-0051	HNTB District of Columbia, PC	365	A/E IDIQ	\$ 4,000,000.00	Various	Yes	Various
DDOT	DCKA-2017-T-0049	HDR Engineering	365	A/E IDIQ	\$ 2,000,000.00	Various	Yes	Various
DDOT	DCKA-2017-T-0048	Hayat Brown LLC	365	A/E IDIQ	\$ 2,000,000.00	Various	Yes	Various
DDOT	DCKA-2017-T-0047	Hardesty & Hanover	365	A/E IDIQ	\$ 2,000,000.00	Various	Yes	Various
DDOT	DCKA-2017-T-0046	Greenman-Pedersen, Inc.	365	A/E IDIQ	\$ 2,000,000.00	Various	Yes	Various
DDOT	DCKA-2017-T-0045	GeoConcepts Engineering, Inc.	365	A/E IDIQ	\$ 2,000,000.00	Various	Yes	Various
DDOT	DCKA-2017-T-0043	Froehling & Robertson, Inc.	365	A/E IDIQ	\$ 2,000,000.00	Various	Yes	Various
DDOT	DCKA-2017-T-0042	EBA Engineering, Inc.	365	A/E IDIQ	\$ 2,000,000.00	Various	Yes	Various
DDOT	DCKA-2017-T-0040	Dewberry	365	A/E IDIQ	\$ 2,000,000.00	Various	Yes	Various
DDOT	DCKA-2017-T-0039	Delon Hampton and Associates, Chartered	365	A/E IDIQ	\$ 2,000,000.00	Various	Yes	Various
DDOT	DCKA-2017-T-0052	Daniel Consultants, Inc.	365	A/E IDIQ	\$ 2,000,000.00	Various	Yes	Various
DDOT	DCKA-2017-T-0038	CV, Inc.	365	A/E IDIQ	\$ 2,000,000.00	Various	Yes	Various
DDOT	DCKA-2017-T-0037	Cube Root Corporation	365	A/E IDIQ	\$ 2,000,000.00	Various	Yes	Various
DDOT	DCKA-2017-T-0036	Crown Construction, Inc.	365	A/E IDIQ	\$ 2,000,000.00	Various	Yes	Various
DDOT	DCKA-2017-T-0035	CKI & Associates, Inc.	365	A/E IDIQ	\$ 2,000,000.00	Various	Yes	Various
DDOT	DCKA-2017-T-0034	CH2M Hill D.C., P.C.	365	A/E IDIQ	\$ 4,000,000.00	Various	Yes	Various
DDOT	DCKA-2017-T-0033	CES Consulting LLC	365	A/E IDIQ	\$ 2,000,000.00	Various	Yes	Various
DDOT	DCKA-2017-T-0032	Century Engineering, Inc.	365	A/E IDIQ	\$ 2,000,000.00	Various	Yes	Various
DDOT	DCKA-2017-T-0031	Brudis & Associates, Inc.	365	A/E IDIQ	\$ 2,000,000.00	Various	Yes	Various
DDOT	DCKA-2017-T-0030	BREE & Associates	365	A/E IDIQ	\$ 2,000,000.00	Various	Yes	Various
DDOT	DCKA-2017-T-0028	ATCS	365	A/E IDIQ	\$ 2,000,000.00	Various	Yes	Various

DDOT	DCKA-2017-T-0027	American Geotechnical & Environmental Services	365	A/E IDIQ	\$ 2,000,000.00	Various	Yes	Various
DDOT	DCKA-2017-T-0025	Alpha Corporation	365	A/E IDIQ	\$ 2,000,000.00	Various	Yes	Various
DDOT	DCKA-2017-T-0024	AKRF, Inc.	365	A/E IDIQ	\$ 2,000,000.00	Various	Yes	Various
DDOT	DCKA-2017-T-0023	AECOM Technical Services, Inc.	365	A/E IDIQ	\$ 4,000,000.00	Various	Yes	Various
DDOT	DCKA-2017-T-0021	Sam Schwartz Consulting, LLC	365	A/E IDIQ	\$ 2,000,000.00	Various	Yes	Various
DDOT	DCKA-2017-T-0020	Parsons Transportation Group	365	A/E IDIQ	\$ 2,000,000.00	Various	Yes	Various
DDOT	DCKA-2015-C-0001	Capitol Paving of D.C., Inc.	973	Pavement Restoration project for the National Highway System Routes	\$ 7,300,000.00	federal	Yes	Jaswant Matharu
DDOT	DCKA-2016-C-0041	FORT MYER CONSTRUCTION CORPORATION	365	Reconstruction of Monroe Street Bridge Over Railroad	\$ 12,716,550.90	federal	Yes	Aidin Sarabi
DDOT	DCKA-2013-C-0029	FORT MYER CONSTRUCTION CORPORATION	1825	Local Sidewalk Restoration Citywide	\$ 1,911,248.89	Local	Yes	Andrew Kaufmann
DDOT	DCKA-2013-C-0007	Capitol Paving of D.C., Inc.	1825	Citywide Alley Restoration	\$ 7,302,849.62	Local	Yes	Aaron Horton
DDOT	DCKA-2012-C-0089	Capitol Paving of D.C., Inc.	365	LOCAL RECONST/RESURF/UPGRAD	\$ 11,145,855.00	Local	Yes	Aaron Horton
DDOT	DCKA-2016-C-0049	M.C. Dean	240	Specification Part 1 for DCKA-2016-B-0049	\$ 3,877,509.15	federal	Yes	Jama Abdi
DDOT	DCKA-2017-C-0040	FORT MYER CONSTRUCTION CORPORATION	777	Revitalization of Minnesota Avenue Phase II	\$ 19,781,553.14	federal	Yes	Charles Umezurike
DDOT	DCKA-2016-T-0046	Motivate International Inc.	92	Exercise Option Year 1 (Partial) Capital Bikeshare Operations Contract	\$ -	Local	Yes	Kimberly Lucas
DDOT	DCKA-2015-T-0008	McAndrew Company	365	Curbside Management Outreach Support OY2	\$ 109,273.75	Local	Opt Yr	Benito Perez
DDOT	DCKA-2014-C-0132	TransCore ITS, LLC	365	Exercise Option Year Two for the ATMS Project	\$ 76,522.41	Federal	Opt Yr	Jason Tao
DDOT	DCKA-2015-C-0072	C&D Tree Services	365	Tree Asset Management OY2	\$ 4,003,000.00	Federal	Opt Yr	Earl Eutsler
DDOT	DCKA-2018-C-0010	Mansfield Energy	365	District Fuel	\$ 8,500,000.00	Local	No/Co-op	Ryan Fraiser
DDOT	CW24705	Tri Gas & Oil Co. Inc.	365	BioDiesel B5 - (Partial) Opt Yr IV	\$ 965,912.50	Local	Yes	Ryan Fraiser
DDOT	DCKA-2017-C-0037	FORT MYER CONSTRUCTION CORPORATION	455	Normanstone Drive/Fulton Street, NW Culvert and LID Project	\$ 2,345,151.95	Fed/Local	Yes	Othman Chebli
DDOT	DCKA-2012-C-0018	Conduent	132	FY 2018 Citywide Parking Meter Asset Management; TO 8	\$ 6,847,844.00	LOCAL	Yes	Benito Perez
DDOT	DCKA-2017-C-0071	The Impact Group	365	Tree Watering Devices 488,000 The Impact Group 11/13/17-11/12/18	\$ 488,000.00	LOCAL	Yes	Earl Eutsler
DDOT	DCKA-2015-Q-0078	CH2M Hill D.C., P.C.	72	Reconstruction of the H Street Bridge, N.E. The DB package procurement	\$ 7,835.65	LOCAL	Yes	Ali Shakeri
DDOT	DCKA-2013-C-0007	Capitol Paving of D.C., Inc.	365	Citywide Alley Restoration	\$ 30,000,000.00	Local	Yes	Jose Colon
DDOT	DCKA-2013-Q-0040	Archer Western- Granite JV	1631	Design/Build Contract for South Capitol Street - Phase 1	\$ 440,786,002.00	FEDERAL	Yes	Delmar Lytle
DDOT	DCKA-2016-C-0008	Jacobs Engineering Group Inc.	365	CM services for FY15 Federal Aid Pavement Restoration NHS Routes	\$ 5,000,000.00	FEDERAL	Yes	Michaud Gray
DDOT	DCKA-2017-Z-0001	Proterra	240	Purchase 14 Heavy-Duty Electric Buses	\$ 15,459,392.00	LOCAL	Yes	Sean Egan
DDOT	DCKA-2017-Z-0002	New Flyer	240	Circulator - Purchase 26 Diesel Buses	\$ 14,582,919.28	LOCAL	Yes	Sean Egan

Question 20 - Agency FY2017 Surplus
Department of Transportation (KA0)
FY 2017 Budget Balance Explanations

Local Fund

APPR FUND 0100 CSG	FY17 Budget	FY17 Expenditures	Variance	Comments
0011 - 0015	\$ 41,728,354	\$ 38,583,969	\$ 3,144,384	Due to offsets from federal reimbursements and position vacancies (see note below).
PS	\$ 41,728,354	\$ 38,583,969	\$ 3,144,384	
0020	\$ 951,770	\$ 733,226	\$ 218,544	Balance is due to delay in planned spending for office supplies and uniforms; budget reduced by \$79K during FY18 budget formulation.
0030	\$ 4,986,026	\$ 4,729,597	\$ 256,429	Balance is due to lower than anticipated energy cost for streetlight operations; budget reduced by \$19K in FY18.
0031	\$ 150,000	\$ 124,470	\$ 25,530	Balance is due to lower than anticipated cost for telecommunications.
0040	\$ 2,823,293	\$ 2,412,450	\$ 410,843	Balance is due to delay in planned spending for support services; budget reduced by \$176K during FY18 formulation.
0041	\$ 24,466,364	\$ 23,372,073	\$ 1,094,292	Balance is due to delay in planned spending for street & bridge maintenance (\$681K), parking operations (\$251K), support services (\$53K), mass transit (\$97K), policy development (\$2K) and tree service (\$10K). Budget reduced by \$675K during FY18 budget formulation.
0050	\$ 100,000	\$ 99,999	\$ 1	
0070	\$ 138,918	\$ 99,479	\$ 39,439	Balance is due to lower than anticipated cost for equipment purchases.
NPS	\$ 33,616,371	\$ 31,571,294	\$ 2,045,077	
Total - 0100	\$ 75,344,725	\$ 70,155,264	\$ 5,189,461	

Note on Local Fund (Fund 100) balances: Due to aggressive management, DDOT generated \$2.7 million in federal reimbursements (from FHWA) that exceeded anticipated levels. The reimbursements are generated when direct labor hours are charged to capital projects, thereby recovering a portion of the indirect costs. Historically, these dollars were reinvested in core infrastructure projects (streets, alleys, sidewalks) from which a portion of the reimbursements were generated. However, in FY 2017, these funds were used for other District-wide priorities. The remaining balances were due to spending lower than expectations. During the FY 2018 budget formulation process, DDOT significantly reduced these NPS budgets to be more in-line with historical spending.

Federal Grant Fund

APPR FUND 0200	FY17 Budget	FY17 Expenditures	Variance	Comments
0200	\$ 9,020,416	\$ 9,020,416	\$ -	

Special Purpose Revenue Fund

APPR FUND 0600	FY17 Budget	FY17 Expenditures	Variance	Comments
0600	\$ 24,324,355	\$ 20,747,733	\$ 3,576,622	Balance in budget authority is due to delay in planned spending.

Intra District Fund

APPR FUND 0700	FY17 Budget	FY17 Expenditures	Variance	Comments
0700	\$ -	\$ -	\$ -	

Responses to Council Questions for the 2018

Question 25: FY 2017 Memoranda of Understanding (exclud

MOU Title
Tilden Street MOA Mod (FLAP)
Galloway St FLAP MOA Mod
Parking Fund/CRBID/Trash Receptacles
MOA bwtm DDOT_DCCourts
Settlement Agreement Javier Valdez
Notification to WMATA re CFA
Developer funded signal work - 9th Street and L Street,NW
Developer funded signal work -Rhode Island Avenue, R Street, and
Developer funded signal work - 7th Street and Maine Avenue, SW
Hill East Inter-Agency Inventory Transfer
Developer funded signal work - 9th Street and Maine Avenue, SW
Downtown BID Maintenance Agreement
Georgetown BID Maintenance Agreement
Developer funded signal work- Skyland Project (5 signalized Interse
Inauguration Bus Parking with Events DC
Eisenhower Memorial Parking Removal
Boundary Stone
Developer funded signal work-Hoover Building Project
South Capitol Street D/B
Bloomingdale Neighborhood Alley Improvements
Agreement with USRC
MOU for green alleys - DC Water and DDOT
Developer funded signal work-Michigan Avenue and Perry Street, I
Developer funded signal work-Michigan Avenue and 10th Street, M
South Cap NPS Riverbed SUP
NPS Park Access Road SUP
Memorandum of agreement
Developer funded signal work-DC United Soccer Stadium (Buzzard
Developer funded signal work - 6th Street and H Street, NE ; 7th St
818 Michigan Avenue

Performance Oversight Hearing

des Intra-District Transfers addressed in Q15)

Counterpart
Federal Highway Administration
Federal Highway Administration
District Business Improvement District
DC Courts
Contractor/consultant, Javier Valdez
Washington Metropolitan Area Transit Authority
Private developer
Private developer
Private developer
Deputy Mayor for Planning and Economic Development
Private developer
District Business Improvement District
District Business Improvement District
Private developer
EventsDC
Eisenhower Memorial Commission
Department of Interior
Private developer
US Army Corps of Engineers
DC Water
Union Station Redevelopment Corporation
DC Water
Private developer
Private developer
National Park Service
National Park Service
FHWA and NPS
Private developer
Private developer
Private developer

Summary

Agreement to include the Tilden Street project in the Federal Lands Access Program

Agreement to include the Galloway Street project in the Federal Lands Access Program

Agreement to fund certain trash receptacles

Agreement to waive public space permit fees in conjunction with construction project

Agreement to fund a ratification payment pursuant to a contract

Agreement to begin negotiation of Capital Funding Agreement

Agreement for DDOT to support certain developer-funded signal work

Agreement for DDOT to support certain developer-funded signal work

Agreement for DDOT to support certain developer-funded signal work

Agreement to perform an inventory transfer to DDOT

Agreement for DDOT to support certain developer-funded signal work

Agreement to fund certain maintenance activities on DDOT assets

Agreement to fund certain maintenance activities on DDOT assets

Agreement for DDOT to support certain developer-funded signal work

Agreement to use parking spaces at RFK stadium managed by EventsDC

Agreement to cover transportation-related costs to DDOT for construction of the memorial

Agreement to acquire permits to perform maintenance work at Boundary Stones on NPS land

Agreement for DDOT to support certain developer-funded signal work

Agreement to obtain a permit for construction of the new South Capitol Street Bridge

Agreement to fund certain alley improvements

Agreement to share data to support the H Street Bridge Project

Agreement for DC Water to provide DDOT with funding to construct certain green alleys

Agreement for DDOT to support certain developer-funded signal work

Agreement for DDOT to support certain developer-funded signal work

Agreement to obtain a permit for construction of the new South Capitol Street Bridge

Agreement to obtain a permit for construction of the new South Capitol Street Bridge

Agreement and scope and responsibilities of parties to support the Piney Branch Wall improvements

Agreement for DDOT to support certain developer-funded signal work

Agreement for DDOT to support certain developer-funded signal work

Agreement for DDOT to support certain developer-funded signal work

Responses to Council Questions for the 2018 Performance Oversight Hearing**Question 27 and 28: Audits, Reviews, and Investigations**

Source	Issue date	Report No.	Report Title or Description	Recommendations	Implementation status
D.C. Inspector General	Audit/investigation not yet completed	n/a	Audit of the District Department of Transportation and the Office of Contracting and Procurement's Contracting Procedures for Transportation Projects	Audit/investigation not yet completed	Audit/investigation not yet completed
D.C. Inspector General	Audit/investigation not yet completed	n/a	Audit of the District of Columbia Street Resurfacing Program	Audit/investigation not yet completed	Audit/investigation not yet completed
D.C. Inspector General	Audit/investigation not yet completed	n/a	Audit of District Agencies' Fund Reprogramming Practices	Audit/investigation not yet completed	Audit/investigation not yet completed
D.C. Inspector General	Audit/investigation not yet completed	n/a	Audit of the DC Streetcar Program	Audit/investigation not yet completed	Audit/investigation not yet completed
D.C. Inspector General	Audit/investigation not yet completed	n/a	Audit of the FY 2017 Financial Statements of the DC Highway Trust Fund (Completed) and the Five-Year Fund Forecast (Not yet completed)	Audit/investigation not yet completed	Audit/investigation not yet completed
D.C. Inspector General	01/31/18	18-1-03KA	District Department of Transportation: Highway Trust Fund Financial Statement Audit for the Fiscal Year Ended September 30, 2017	No findings/recommendations	No findings/recommendations
D.C. Inspector General	05/30/17	16-1-18KA(a)	District Department of Transportation: Report on the Examination of the District of Columbia's Highway Trust Fund Forecast Statements for Fiscal Years 2017-2021 with Actual Audited Figures for Fiscal Year 2016	No findings/recommendations	No findings/recommendations
D.C. Inspector General	02/01/17	16-1-18KA	District Department of Transportation: Highway Trust Fund Financial Statement Audit For The Fiscal Year Ended September 30, 2016	No findings/recommendations	No findings/recommendations
D.C. Inspector General	09/30/16	15-1-21KA(b)	District Department of Transportation Highway Trust Fund: Management Recommendations	1. Require a contract specialist to review contract files on a periodic basis and report all missing documents to management; and enforce requirements for contract files to have all documents before expenditures can be approved.	Complete
D.C. Inspector General	09/30/16	15-1-21KA(b)	District Department of Transportation Highway Trust Fund: Management Recommendations	2. Strengthen its process to monitor and review the cut-off of FHWA transactions recorded in the District's System of Accounting and Reporting (SOAR); and Reconcile FHWA's unpaid obligations to SOAR.	DDOT/OCFO did not concur with finding
D.C. Inspector General	09/30/16	15-1-21KA(b)	District Department of Transportation Highway Trust Fund: Management Recommendations	3. We recommend that the OCFO/GSC budget office establish specific due dates for obtaining necessary supporting budget documentation for the OIG to complete its examination by the statutory due date of May 31st each year.	Complete
D.C. Inspector General	04/28/16	15-1-21KA(a)	District Department of Transportation - Report on the Examination of the District of Columbia's Highway Trust Fund Forecast Statements for the Fiscal Years 2016-2020 With Actual Audited Figures for Fiscal Year 2015	No findings/recommendations	No findings/recommendations
D.C. Inspector General	01/29/16	15-1-21KA	District Department of Transportation - Highway Trust Fund Financial Statement Audit - For the Fiscal Year Ended September 30, 2015	No findings/recommendations	No findings/recommendations
D.C. Inspector General	06/02/15	14-1-23KA(a)	District Department of Transportation - Report on the Examination of the District of Columbia Highway Trust Fund's Forecast Statements for Fiscal Years 2015-2019 With Actual Audited Figures for Fiscal Year 2014	No findings/recommendations	No findings/recommendations
D.C. Inspector General	01/30/15	14-1-23KA	District Department of Transportation - Highway Trust Fund Financial Statement Audit - For the Fiscal Year Ended September 30, 2014	No findings/recommendations	No findings/recommendations
D.C. Inspector General	09/08/14	14-I-0063	Parking and Automated Traffic Enforcement Tickets	1. That the Chief of MPD (C/MPD) and the Director of DDOT (D/DDOT), to bolster public trust in the District's automated speed enforcement program,	In progress. MPD and DDOT are completing a new SOP to better prioritize requests for new cameras, which requires the development of "warrants." The new SOP will have improved Measures of Effectiveness for cameras so that
D.C. Inspector General	09/08/14	14-I-0063	Parking and Automated Traffic Enforcement Tickets	2. That the D/DDOT promulgate new, comprehensive policies and procedures that address situations commonly encountered by TCOs, including but not limited to: writing a ticket	Complete

D.C. Inspector General	09/08/14	14-I-0063	Parking and Automated Traffic Enforcement Tickets	3. That D/DDOT promptly write and implement policies and procedures, and train TCOs on them, for photographing parking and moving violations. Further, to improve consistency	Complete
D.C. Inspector General	09/08/14	14-I-0063	Parking and Automated Traffic Enforcement Tickets	4. That the D/DDOT establish systems and assign responsibility for monitoring on a monthly basis: (1) the transaction fees paid to Parkmobile and (2) the number and types	Complete
D.C. Inspector General	6/7/2014	11-2-28KA(b)	Audit of Construction Management at the District Department of Transportation	1. Incorporate the Construction Management Manual in all construction management contracts and amend existing contracts to incorporate the manual.	Complete
D.C. Inspector General	6/7/2014	11-2-28KA(b)	Audit of Construction Management at the District Department of Transportation	2. Develop a procedure to standardize the initial CM meeting to ensure that adequate documentation systems are designed and implemented for construction projects, and require	Complete
D.C. Inspector General	6/7/2014	11-2-28KA(b)	Audit of Construction Management at the District Department of Transportation	3. Implement a program to develop or enhance project engineer skills that are necessary to effectively oversee construction managers' documentation and inspection of construction projects. The program should require that the verification of project staff certifications and experience, and the acceptance or approval of staff by DDOT's Engineer or his/her representative be documented in the project files.	Complete
D.C. Inspector General	6/7/2014	11-2-28KA(b)	Audit of Construction Management at the District Department of Transportation	4. Develop a list of the project deliverables required by each construction management contract, include them in a section of the monthly reports, and require the CM to address the status of each deliverable in the monthly report.	Complete
D.C. Inspector General	6/7/2014	11-2-28KA(b)	Audit of Construction Management at the District Department of Transportation	5. Require IPMA approval on contract deliverables included in construction contracts and establish periodic reviews to eliminate or reduce unnecessary contract deliverables as projects wind down to completion.	Complete
D.C. Inspector General	4/7/2014	12-1-13KA(b)	District Department of Transportation Highway Trust Fund Management Advisory Report for Fiscal Year End September 30, 2012	1. Initiate the process to seek reimbursement from FHWA in the amount of \$307,322 (or 83.15% of \$369,600) for the portion of the federal financial participation (FFP) disallowed by FHWA for project STP 8888(269) for payment to the	Complete
D.C. Inspector General	4/7/2014	12-1-13KA(b)	District Department of Transportation Highway Trust Fund Management Advisory Report for Fiscal Year End September 30, 2012	2. Establish adequate internal controls to ensure that new processes and procedures recently put in place, through the Construction Management Manual, are sufficient to timely identify and correct errors.	Complete
D.C. Inspector General	4/7/2014	12-1-13KA(b)	District Department of Transportation Highway Trust Fund Management Advisory Report for Fiscal Year End September 30, 2012	3. Seek assistance from FHWA regarding design costs approved in Report FMISD05A for 8888(171) for Dalecarlia and any documentation supporting the FHWA Area Engineer's decisions related to this project. If there is no documentation evidencing the FHWA Area Engineer's disapproval, DDOT should initiate the process to seek reimbursement from FHWA in the amount of \$77,043 (or 83.15% of \$92,655) for FFP.	Complete
D.C. Inspector General	4/7/2014	12-1-13KA(b)	District Department of Transportation Highway Trust Fund Management Advisory Report for Fiscal Year End September 30, 2012	4. Revise the Rights-of-Way Policies and Procedures to reflect current law governing the HTF.	Previous procedures rescinded. The amount of Rights-of-Way revenue transferred to the HTF annually is determined by BSA legislation, with a one time annual transfer to the HTF once sufficient rights-of way revenue is received. Rights of Way fees are always deposited to the DC Custodial Bank account and recorded as rights of way revenue in the KZ0-Transfer Agency.
D.C. Inspector General	4/7/2014	12-1-13KA(b)	District Department of Transportation Highway Trust Fund Management Advisory Report for Fiscal Year End September 30, 2012	5. Ensure compliance with procurement laws and regulations. Ensure that contract files contain evidence of compliance with relevant procurement laws and regulations.	Complete
D.C. Inspector General	4/7/2014	12-1-13KA(b)	District Department of Transportation Highway Trust Fund Management Advisory Report for Fiscal Year End September 30, 2012	6. Develop, document, and implement controls for the periodic review of payroll costs to ensure that only allowable payroll costs are charged to projects.	Complete
D.C. Inspector General	4/7/2014	12-1-13KA(b)	District Department of Transportation Highway Trust Fund Management Advisory Report for Fiscal Year End September 30, 2012	7. Monitor activity posted to the HTF to ensure it is in accordance with established budget authority.	Complete
D.C. Inspector General	4/7/2014	12-1-13KA(b)	District Department of Transportation Highway Trust Fund Management Advisory Report for Fiscal Year End September 30, 2012	8. Adhere to established policies and procedures to ensure that cost allocation journal entries posted to SOAR are correct; and Ensure that entries submitted to OFOS for processing are correctly recorded in SOAR	Complete

D.C. Inspector General	4/7/2014	12-1-13KA(b)	District Department of Transportation Highway Trust Fund Management Advisory Report for Fiscal Year End September 30, 2012	9. Develop clear and concise policies and procedures to ensure that refunds owed by the HTF are correctly classified in SOAR and incorporate the new procedure(s) in the OTR section of the HTF's Revenue Cycle Memorandum that outlines current revenue controls, policies, and procedures.	Complete
D.C. Inspector General	4/1/2014	13-1-28KA(a)	Examination of the District of Columbia's Highway Trust Fund forecast Statements For FYs 2014 - 2018 with Actual Audit Figures for FY 2013	No findings/recommendations	No findings/recommendations
D.C. Inspector General	1/31/2014	13-1-28KA	District Department of Transportation - Highway Trust Fund Financial Statement Audit - For the Fiscal Year Ended September 30, 2013	No findings/recommendations	No findings/recommendations
DDOT-initiated review	04/01/15	n/a	Report of the APTA Peer Review Panel on the Streetcar Service Readiness	There appear to be no critical issues in the project that would prevent it from beginning passenger or revenue service. 18 items were recommended to complete prior to entering revenue service.	Complete
DDOT-initiated review	01/01/17	DC Cir-Bus Audit 5	DDOT review of contractor's compliance with fleet safety and maintenance requirements for the DC Circulator program	17 "A" defects and 107 "B" defects	All "A" defects have been addressed. DDOT continues to coordinate with WMATA to ensure First Transit continues to improve in performance and maintenance management of the fleet.
DDOT-initiated review	05/01/17	DC Cir-Bus Audit 6	DDOT review of contractor's compliance with fleet safety and maintenance requirements for the DC Circulator program	16 "A" defects and 127 "B" defects	All "A" defects have been addressed. DDOT continues to coordinate with WMATA to ensure First Transit continues to improve in performance and maintenance management of the fleet.
DDOT-initiated review	08/01/17	DC Cir-Bus Audit 7	DDOT review of contractor's compliance with fleet safety and maintenance requirements for the DC Circulator program	4 "A" defects and 82 "B" defects	All "A" defects have been addressed. DDOT continues to coordinate with WMATA to ensure First Transit continues to improve in performance and maintenance management of the fleet.
DDOT-initiated review	01/01/18	DC Cir-Bus Audit 8	DDOT review of contractor's compliance with fleet safety and maintenance requirements for the DC Circulator program	1 "A" defect and 37 "B" defects	All "A" defects have been addressed. DDOT continues to coordinate with WMATA to ensure First Transit continues to improve in performance and maintenance management of the fleet.
DDOT-initiated review	8/28/2015	DC Cir-Bus Audit 1	DDOT review of contractor's compliance with fleet safety and maintenance requirements for the DC Circulator program	DDOT oversight work with WMATA continues to ensure they hold the contractor responsible for completing the close out of findings in each audit. To date, all safety critical "A" defects and the remaining "B" and "BR" defects have been resolved. FT has not implemented a detailed cleaning program for the buses and is still in the process of instituting an effective preventative maintenance program. As of March 1, 2017, First Transit has hired 12 needed mechanics to perform effective maintenance functions but is still contracting out work to close out defect inspections for the May 2016, September 2016 and January 2017 audits. In the fall of 2016, First Transit hired a new Maintenance Manager for the property that is working directly with the First Transit regional office to address the audit findings. First Transit has provided access to training for maintenance technicians to increase the number of Automotive Service Excellence (ASE) certified technicians; however, the existing incentive program to encourage technicians to acquire ASE certification(s) is inadequate as it has not yielded an increase in technician certification. The new manager implemented Zonar (a maintenance support electronic system) in December 2016 and is currently providing ongoing training to technicians. DDOT conducts calls with WMATA and FT staff twice a week with the goal of increase communication between the team and to better support program service goals.	DDOT continues to coordinate with WMATA to ensure First Transit continues to improve in performance and maintenance management of the fleet.

DDOT-initiated review	1/14/2016	DC Cir-Bus Audit 2	DDOT review of contractor's compliance with fleet safety and maintenance requirements for the DC Circulator program	DDOT oversight work with WMATA continues to ensure they hold the contractor responsible for completing the close out of findings in each audit. To date, all safety critical "A" defects and the remaining "B" and "BR" defects have been resolved. FT has not implemented a detailed cleaning program for the buses and is still in the process of instituting an effective preventative maintenance program. As of March 1, 2017, First Transit has hired 12 needed mechanics to perform effective maintenance functions but is still contracting out work to close out defect inspections for the May 2016, September 2016 and January 2017 audits. In the fall of 2016, First Transit hired a new Maintenance Manager for the property that is working directly with the First Transit regional office to address the audit findings. First Transit has provided access to training for maintenance technicians to increase the number of Automotive Service Excellence (ASE) certified technicians; however, the existing incentive program to encourage technicians to acquire ASE certification(s) is inadequate as it has not yielded an increase in technician certification. The new manager implemented Zonar (a maintenance support electronic system) in December 2016 and is currently providing ongoing training to technicians. DDOT conducts calls with WMATA and FT staff twice a week with the goal of increase communication between the team and to better support program service goals.	DDOT continues to coordinate with WMATA to ensure First Transit continues to improve in performance and maintenance management of the fleet.
DDOT-initiated review	5/13/2016	DC Cir-Bus Audit 3	DDOT review of contractor's compliance with fleet safety and maintenance requirements for the DC Circulator program	DDOT oversight work with WMATA continues to ensure they hold the contractor responsible for completing the close out of findings in each audit. To date, all safety critical "A" defects and the remaining "B" and "BR" defects have been resolved. FT has not implemented a detailed cleaning program for the buses and is still in the process of instituting an effective preventative maintenance program. As of March 1, 2017, First Transit has hired 12 needed mechanics to perform effective maintenance functions but is still contracting out work to close out defect inspections for the May 2016, September 2016 and January 2017 audits. In the fall of 2016, First Transit hired a new Maintenance Manager for the property that is working directly with the First Transit regional office to address the audit findings. First Transit has provided access to training for maintenance technicians to increase the number of Automotive Service Excellence (ASE) certified technicians; however, the existing incentive program to encourage technicians to acquire ASE certification(s) is inadequate as it has not yielded an increase in technician certification. The new manager implemented Zonar (a maintenance support electronic system) in December 2016 and is currently providing ongoing training to technicians. DDOT conducts calls with WMATA and FT staff twice a week with the goal of increase communication between the team and to better support program service goals.	DDOT continues to coordinate with WMATA to ensure First Transit continues to improve in performance and maintenance management of the fleet.
DDOT-initiated review	9/15/2016	DC Cir-Bus Audit 4	DDOT review of contractor's compliance with fleet safety and maintenance requirements for the DC Circulator program	DDOT oversight work with WMATA continues to ensure they hold the contractor responsible for completing the close out of findings in each audit. To date, all safety critical "A" defects and the remaining "B" and "BR" defects have been resolved. FT has not implemented a detailed cleaning program for the buses and is still in the process of instituting an effective preventative maintenance program. As of March 1, 2017, First Transit has hired 12 needed mechanics to perform effective maintenance functions but is still contracting out work to close out defect inspections for the May 2016, September 2016 and January 2017 audits. In the fall of 2016, First Transit hired a new Maintenance Manager for the property that is working directly with the First Transit regional office to address the audit findings. First Transit has provided access to training for maintenance technicians to increase the number of Automotive Service Excellence (ASE) certified technicians; however, the existing incentive program to encourage technicians to acquire ASE certification(s) is inadequate as it has not yielded an increase in technician certification. The new manager implemented Zonar (a maintenance support electronic system) in December 2016 and is currently providing ongoing training to technicians. DDOT conducts calls with WMATA and FT staff twice a week with the goal of increase communication between the team and to better support program service goals.	DDOT continues to coordinate with WMATA to ensure First Transit continues to improve in performance and maintenance management of the fleet.
Federal Transit Administration	01/04/16		State Management Review	DDOT made some clarifications in their procurement and grants management standard operating procedures to include new FTA grant requirements, which included: ensure all sub recipients provide a	Complete
Office of the District of Columbia Auditor	9/17/2014	DCA262014	District Special Events Processes Can Be Improved	1. District agencies establish a system to ensure that special event organizers are charged the correct fees and payments are received in a timely manner, in accordance Mayor's Special	Complete
Office of the District of Columbia Auditor	9/17/2014	DCA262014	District Special Events Processes Can Be Improved	2. HSEMA and the agency members of the Mayor's Special Events Task Group execute proper internal controls over the special events process	Complete
Office of the District of Columbia Auditor	08/06/14	None	Contractor Selection and Quality Assurance for Select DDOT Road Projects (August 6, 2014)	1. DDOT should develop clear and complete guidance for required responsibility reviews so that they will be consistently conducted and documented.	Complete

Office of the District of Columbia Auditor	08/06/14	None	Contractor Selection and Quality Assurance for Select DDOT Road Projects (August 6, 2014)	2. DDOT management should further clarify their policies and procedures to indicate which deadline is to be used when calculating possible liquidated damages. In addition, the date which contract work is determined to be complete must be clearly communicated to all parties and documented.	Complete
---	----------	------	--	--	----------

Agency	Claim #	Status	Date Open	Loss Description	Claim Type	Paid	Date of Loss	Date Closed
DDOT	1700215-000	Open	04/03/2017	Rear end collision	Auto Bodily Injury	581	03/17/2017	
DDOT	1700269-000	Open	04/18/2017	Side swipe and/or lane change	Auto Bodily Injury	0	02/02/2017	
DDOT	1700650-000	Closed Denied	07/17/2017	Tree claim	Auto Bodily Injury	0	06/05/2017	08/10/2017
DDOT	1700851-000	Closed Denied	08/10/2017	Auto Bodily Injury / Rear End Collision	Auto Bodily Injury	0	06/02/2017	08/11/2017
DDOT	1601757-000	Closed Litigated	09/12/2017	Improper Turning	Auto Bodily Injury	0	01/29/2016	09/25/2017
DDOT	1700060-000	Closed	02/21/2017	Auto Bodily Injury	Auto Bodily Injury	0	01/23/2017	10/18/2017
DDOT	1601638-000	Closed	03/03/2017	Negligent maintenance of publice space	Auto Bodily Injury	0	12/15/2016	07/28/2017
DDOT	1700816-000	Closed	08/03/2017	Auto Bodily Injury / Traffic Signal	Auto Bodily Injury	0	05/06/2017	08/21/2017
DDOT	1700921-000	Closed	08/30/2017	Negligent Maintenance of Public Space	Auto Bodily Injury	0	08/20/2017	10/03/2017
DDOT	1700921-001	Closed	08/30/2017	Negligent Maintenance of Public Space	Auto Bodily Injury	0	08/20/2017	10/03/2017
DDOT	1700933-000	Closed	09/05/2017	Pedestrian Auto Collision	Auto Bodily Injury	0	05/09/2017	09/20/2017
DDOT	1700042-000	Closed Accepted	02/14/2017	Pothole	Auto Property Pothole Dmg	216.79	01/17/2017	05/08/2017
DDOT	1700049-000	Closed Accepted	02/15/2017	Auto Property Damage / Pothole	Auto Property Pothole Dmg	200	01/30/2017	06/06/2017
DDOT	1700063-000	Closed Accepted	02/22/2017	Pothole	Auto Property Pothole Dmg	183.13	02/10/2017	05/08/2017
DDOT	1601645-000	Closed Accepted	03/07/2017	Pothole	Auto Property Pothole Dmg	5358.21	12/29/2016	08/24/2017
DDOT	1700120-000	Closed Accepted	03/15/2017	Pothole	Auto Property Pothole Dmg	257.92	03/06/2017	06/21/2017
DDOT	1700147-000	Closed Accepted	03/17/2017	Auto Property Damage / Pothole	Auto Property Pothole Dmg	519.48	03/09/2017	06/06/2017
DDOT	1700159-000	Closed Accepted	03/22/2017	Pothole	Auto Property Pothole Dmg	1385.75	03/17/2017	11/07/2017
DDOT	1700190-000	Closed Accepted	03/29/2017	Pothole	Auto Property Pothole Dmg	370.47	02/12/2017	08/24/2017
DDOT	1700207-000	Closed Accepted	03/31/2017	Auto Property Damage / Pothole	Auto Property Pothole Dmg	833.44	03/14/2017	06/06/2017
DDOT	1700227-000	Closed Accepted	04/05/2017	Pothole	Auto Property Pothole Dmg	233.36	03/08/2017	06/21/2017
DDOT	1700255-000	Closed Accepted	04/12/2017	Pothole	Auto Property Pothole Dmg	618.01	02/16/2017	06/22/2017
DDOT	1700259-000	Closed Accepted	04/12/2017	Pothole	Auto Property Pothole Dmg	621.61	04/03/2017	06/22/2017
DDOT	1700261-000	Closed Accepted	04/13/2017	Pothole	Auto Property Pothole Dmg	120	02/05/2017	06/22/2017
DDOT	1700278-000	Closed Accepted	04/20/2017	Pothole	Auto Property Pothole Dmg	566.5	03/31/2017	08/25/2017
DDOT	1700286-000	Closed Accepted	04/21/2017	Pothole	Auto Property Pothole Dmg	1126.7	02/01/2017	06/28/2017
DDOT	1700324-000	Closed Accepted	05/04/2017	Auto Property Damage / Pothole	Auto Property Pothole Dmg	832.36	01/17/2017	06/21/2017
DDOT	1700379-000	Closed Accepted	05/16/2017	Auto Property Damage / Pothole	Auto Property Pothole Dmg	850.01	04/26/2017	07/26/2017
DDOT	1700419-000	Closed Accepted	05/30/2017	Pothole	Auto Property Pothole Dmg	1131.33	05/11/2017	09/29/2017
DDOT	1601632-000	Closed Denied	03/02/2017	Auto Property Damage / Pothole	Auto Property Pothole Dmg	0	12/31/2016	04/14/2017
DDOT	1700103-000	Closed Denied	03/09/2017	Auto Property Damage / Pothole	Auto Property Pothole Dmg	0	02/25/2017	04/14/2017
DDOT	1700106-000	Closed Denied	03/09/2017	Auto Property Damage / Pothole	Auto Property Pothole Dmg	0	02/09/2017	04/04/2017
DDOT	1700166-000	Closed Denied	03/24/2017	Auto Property Damage / Pothole	Auto Property Pothole Dmg	0	03/04/2017	04/14/2017
DDOT	1700193-000	Closed Denied	03/30/2017	Auto Property Damage / Pothole	Auto Property Pothole Dmg	0	03/12/2017	04/21/2017
DDOT	1700197-000	Closed Denied	03/30/2017	Auto Property Damage / Pothole	Auto Property Pothole Dmg	0	03/18/2017	01/19/2018
DDOT	1700202-000	Closed Denied	03/30/2017	Pothole	Auto Property Pothole Dmg	0	02/23/2017	04/28/2017
DDOT	1700203-000	Closed Denied	03/30/2017	Auto Property Damage / Roadwork	Auto Property Pothole Dmg	0	03/27/2017	05/15/2017
DDOT	1700222-000	Closed Denied	04/05/2017	Pothole	Auto Property Pothole Dmg	0	03/27/2017	12/08/2017
DDOT	1601686-000	Closed Denied	04/06/2017	Pothole	Auto Property Pothole Dmg	0	11/16/2016	06/06/2017
DDOT	1700242-000	Closed Denied	04/11/2017	Pothole	Auto Property Pothole Dmg	0	04/07/2017	05/08/2017
DDOT	1700254-000	Closed Denied	04/12/2017	Auto Property Damage / Pothole	Auto Property Pothole Dmg	0	03/22/2017	09/12/2017
DDOT	1700272-000	Closed Denied	04/18/2017	Auto Property Damage / Pothole	Auto Property Pothole Dmg	0	03/16/2017	05/30/2017
DDOT	1700280-000	Closed Denied	04/20/2017	Pothole	Auto Property Pothole Dmg	0	04/15/2017	05/30/2017
DDOT	1700305-000	Closed Denied	04/26/2017	Auto Property Damage / Pothole	Auto Property Pothole Dmg	0	03/30/2017	06/15/2017
DDOT	1700311-000	Closed Denied	04/28/2017	Auto Property Damage / Pothole	Auto Property Pothole Dmg	0	03/17/2017	06/15/2017
DDOT	1700328-000	Closed Denied	05/05/2017	Auto Property Damage / Pothole	Auto Property Pothole Dmg	0	04/05/2017	05/25/2017
DDOT	1700397-000	Closed Denied	05/18/2017	Auto Property Damage / Pothole	Auto Property Pothole Dmg	0	04/14/2017	09/12/2017
DDOT	1601721-000	Closed Denied	05/31/2017	Pothole	Auto Property Pothole Dmg	0	12/13/2016	10/06/2017
DDOT	1700434-000	Closed Denied	05/31/2017	Auto Property Damage / Pothole	Auto Property Pothole Dmg	0	05/08/2017	07/05/2017
DDOT	1700584-000	Closed Denied	06/29/2017	Pothole	Auto Property Pothole Dmg	0	04/20/2017	08/22/2017
DDOT	1700177-000	Closed Abandoned	03/28/2017	Auto Property Damage / Pothole	Auto Property Pothole Dmg	0	03/04/2017	11/09/2017
DDOT	1601606-000	Closed	02/22/2017	Pothole	Auto Property Pothole Dmg	0	10/26/2016	04/21/2017
DDOT	1601228-000	Closed Denied	11/02/2016	property damage	Property Loss	0	07/24/2016	12/05/2016
DDOT	1601297-000	Closed Denied	11/21/2016	property loss	Property Loss	0	10/22/2016	01/09/2017

DDOT	1501732-000	Open	11/14/2016	General Property Damage	General Liability	0	09/01/2015	
DDOT	1601317-000	Open	11/29/2016	Slip, Trip & Falls	General Liability	0	09/02/2016	
DDOT	1601385-000	Open	12/14/2016	Slip, Trip & Falls-Sidewalk	General Liability	0	11/18/2016	
DDOT	1601403-000	Open	12/20/2016	Tree Claim	General Liability	0	10/22/2016	
DDOT	1601421-000	Open	12/22/2016	Slip, Trip & Falls-Sidewalk	General Liability	0	08/24/2016	
DDOT	1601517-000	Open	01/13/2017	Slip, Trip & Falls	General Liability	0	08/27/2016	
DDOT	1601577-000	Open	02/06/2017	Slip, Trip & Falls / Alley	General Liability	0	10/19/2016	
DDOT	1601671-000	Open	03/22/2017	Negligent Maintenance of Public Space	General Liability	0	09/21/2016	
DDOT	1601693-000	Open	04/24/2017	Slip, Trip & Fall	General Liability	0	12/06/2016	
DDOT	1700312-000	Open	04/28/2017	Property Damage / Tree Claim	General Liability	0	04/06/2017	
DDOT	1700464-000	Open	06/06/2017	Personal Injury / Crosswalk	General Liability	0	05/02/2017	
DDOT	1700490-000	Open	06/09/2017	Negligent Handling of Property	General Liability	0	01/01/2017	
DDOT	1700500-000	Open	06/09/2017	Personal Injury / Sidewalk, Concrete Pavers	General Liability	0	02/09/2017	
DDOT	1700501-000	Open	06/12/2017	Personal Injury / Sidewalk	General Liability	0	05/30/2017	
DDOT	1700521-000	Open	06/15/2017	Personal Injury / Sidewalk	General Liability	0	05/01/2017	
DDOT	1700570-000	Open	06/27/2017	Slip, Trip & Fall	General Liability	0	05/14/2017	
DDOT	1700579-000	Open	06/29/2017	General Liability	General Liability	0	05/24/2017	
DDOT	1601751-000	Open	07/03/2017	Property Damage / Sidewalk	General Liability	0	12/31/2016	
DDOT	1700604-000	Open	07/05/2017	Slip, Trip & Fall / Sidewalk	General Liability	0	06/09/2017	
DDOT	1700606-000	Open	07/06/2017	Slip, Trip & Fall	General Liability	0	06/01/2017	
DDOT	1700625-000	Open	07/11/2017	Slip, Trip & Fall / Sidewalk	General Liability	0	01/10/2017	
DDOT	1700656-000	Open	07/17/2017	Property Damage / Sidewalk Repairs	General Liability	0	01/29/2017	
DDOT	1700823-000	Open	08/04/2017	Negligent Maintenance of Public Space	General Liability	0	07/31/2017	
DDOT	1700843-000	Open	08/08/2017	Slip, Trip & Fall / Sidewalk	General Liability	0	07/31/2017	
DDOT	1700864-000	Open	08/16/2017	Slip, trip & fall	General Liability	0	02/19/2017	
DDOT	1700911-000	Open	08/25/2017		General Liability	0	05/10/2017	
DDOT	1700968-000	Open	09/14/2017	Slip, Trip & Falls	General Liability	0	07/24/2017	
DDOT	1700981-000	Open	09/19/2017	General Property Damage	General Liability	0	08/22/2017	
DDOT	1700989-000	Open	09/20/2017	General Property Damage	General Liability	0	09/12/2017	
DDOT	1601312-000	Closed Accepted	11/28/2016	Slip, Trip & Falls - Sidewalk	General Liability	2015	07/07/2016	
DDOT	1601445-000	Closed Accepted	12/30/2016	Tree Claim	General Liability	2118.82	10/19/2016	05/08/2017
DDOT	1601584-000	Closed Accepted	02/08/2017	Slip, Trip & Falls	General Liability	1586.85	06/28/2016	06/21/2017
DDOT	1700630-000	Closed Accepted	07/11/2017	Slip, Trip & Fall	General Liability	4000	06/04/2017	10/30/2017
DDOT	1700913-000	Closed Accepted	08/28/2017	Tree Claim	General Liability	446.58	05/01/2017	11/01/2017
DDOT	1601133-000	Closed Denied	10/12/2016	Pothole - Slip, trip & falls	General Liability	0	09/04/2016	12/12/2016
DDOT	1601176-000	Closed Denied	10/24/2016	General property damage	General Liability	0	09/01/2016	11/21/2016
DDOT	1601284-000	Closed Denied	11/16/2016	general liability	General Liability	0	06/20/2016	02/17/2017
DDOT	1501737-000	Closed Denied	11/29/2016	Slip, Trip & Falls	General Liability	0	08/01/2015	11/29/2016
DDOT	1601321-000	Closed Denied	11/30/2016	General Property Damage	General Liability	0	09/20/2016	01/09/2017
DDOT	1601360-000	Closed Denied	12/07/2016	Tree Claim	General Liability	0	08/27/2016	01/30/2017
DDOT	1601395-000	Closed Denied	12/19/2016	Slip, Trip & Falls-Sidewalk	General Liability	0	09/06/2016	04/04/2017
DDOT	1601449-000	Closed Denied	01/03/2017	Tree Claim	General Liability	0	12/15/2016	03/13/2017
DDOT	1601486-000	Closed Denied	01/09/2017	Tree Claim	General Liability	0	10/02/2016	02/24/2017
DDOT	1501743-000	Closed Denied	01/31/2017	Tree claim	General Liability	0	05/04/2015	02/01/2017
DDOT	1700080-000	Closed Denied	02/28/2017	Negligent maintenance of public space	General Liability	0	12/23/2016	05/08/2017
DDOT	1601642-001	Closed Denied	03/06/2017	General Liability	General Liability	0	08/29/2016	03/13/2017
DDOT	1700137-000	Closed Denied	03/16/2017	Slip, Trip & Fall / Manhole Cover	General Liability	0	02/10/2017	04/21/2017
DDOT	1601678-000	Closed Denied	03/28/2017	Slip, trip & Falls	General Liability	0	10/20/2016	04/21/2017
DDOT	1700308-000	Closed Denied	04/27/2017	Property Damage	General Liability	0	04/05/2017	05/25/2017
DDOT	1601719-000	Closed Denied	05/26/2017	Personal Injury / Slip, Trip & Fall / Sidewalk	General Liability	0	04/12/2016	05/30/2017
DDOT	1601720-000	Closed Denied	05/30/2017	Negligent maintenance of public space	General Liability	0	11/14/2016	05/31/2017
DDOT	1700520-000	Closed Denied	06/15/2017	Auto Bodily Injury / DC Street Car	General Liability	0	03/18/2017	06/16/2017
DDOT	1700524-004	Closed Denied	06/15/2017	Pedestrian Auto Collision	General Liability	0	05/04/2017	06/19/2017
DDOT	1700524-000	Closed Denied	06/15/2017	Pedestrian Auto Collision	General Liability	0	05/04/2017	06/19/2017
DDOT	1700524-001	Closed Denied	06/15/2017	Pedestrian Auto Collision	General Liability	0	05/04/2017	06/19/2017

DDOT	1700524-002	Closed Denied	06/15/2017	Pedestrian Auto Collision	General Liability	0	05/04/2017	06/19/2017
DDOT	1700524-003	Closed Denied	06/15/2017	Pedestrian Auto Collision	General Liability	0	05/04/2017	06/19/2017
DDOT	1700542-000	Closed Denied	06/21/2017	Slip, Trip & Fall	General Liability	0	04/24/2017	07/17/2017
DDOT	1700571-000	Closed Denied	06/27/2017	Slip, Trip & Fall / SideWalk Sewer Plate	General Liability	0	05/04/2017	08/15/2017
DDOT	1700813-000	Closed Denied	08/03/2017	Tree claim	General Liability	0	06/19/2017	09/13/2017
DDOT	1700879-000	Closed Denied	08/21/2017	Slip, Trip & Fall	General Liability	0	04/18/2017	09/12/2017
DDOT	1700879-001	Closed Denied	08/21/2017	General Personal Liability	General Liability	0	04/18/2017	09/12/2017
DDOT	1700937-000	Closed Denied	09/05/2017	Tree Claim	General Liability	0	05/31/2017	11/17/2017
DDOT	1700942-000	Closed Denied	09/06/2017	Slip, Trip & Fall	General Liability	0	08/09/2017	09/26/2017
DDOT	1700898-000	Payment Pending	08/23/2017	Pothole	General Liability	0	05/02/2017	
DDOT	1401614-000	Closed Litigated	02/09/2017	General Liability	General Liability	0	05/25/2014	02/14/2017
DDOT	1700158-000	Closed Litigated	03/22/2017	Slip, Trip & falls	General Liability	0	01/19/2017	05/31/2017
DDOT	1201419-000	Closed	10/19/2016	Slip, Trip & Falls	General Liability	0	10/12/2012	10/19/2016
DDOT	1601146-000	Closed	10/19/2016	Slip, Trip & Fall	General Liability	0	07/01/2016	12/06/2016
DDOT	1601154-000	Closed	10/20/2016	Slip, trip and falls	General Liability	0	03/05/2016	12/28/2016
DDOT	1601231-000	Closed	11/03/2016	Auto Negligence	General Liability	0	10/18/2016	11/08/2016
DDOT	1601315-000	Closed	11/29/2016	General Personal Injury	General Liability	0	11/04/2016	12/12/2017
DDOT	1601336-000	Closed	12/02/2016	UNK	General Liability	0	11/10/2016	11/27/2017
DDOT	1601363-000	Closed	12/08/2016	Slip, Trip & Falls (Water Hole Cap)	General Liability	0	11/19/2016	02/08/2017
DDOT	1601369-000	Closed	12/09/2016	General Property Damage	General Liability	0	10/31/2016	02/13/2017
DDOT	6000003-000	Closed	12/14/2016	Slip, Trip & Fall-Sidewalk	General Liability	0	11/18/1960	01/13/2017
DDOT	1601401-000	Closed	12/20/2016	Negligent Handling of Property	General Liability	0	11/08/2016	03/13/2017
DDOT	1601402-000	Closed	12/20/2016	Negligent Maintenance of Public Space	General Liability	0	11/08/2016	02/07/2017
DDOT	1601507-000	Closed	01/11/2017	General Property Damage	General Liability	0	10/26/2016	03/09/2017
DDOT	1601513-000	Closed	01/13/2017	Negligent handling of public space	General Liability	0	12/15/2016	03/10/2017
DDOT	1601520-000	Closed	01/17/2017	Neglitent handling of property	General Liability	0	11/09/2016	03/09/2017
DDOT	1601521-000	Closed	01/18/2017	Slip, Trip & Falls/Sidewalk	General Liability	0	07/30/2016	03/27/2017
DDOT	1601533-000	Closed	01/23/2017	Tree Claim	General Liability	0	12/29/2016	03/10/2017
DDOT	1601547-000	Closed	01/26/2017	Slip, Trip & Falls	General Liability	0	11/08/2016	02/24/2017
DDOT	1601562-000	Closed	02/01/2017	Slip, Trip & Falls	General Liability	0	10/24/2016	06/09/2017
DDOT	1601576-000	Closed	02/06/2017	Slip, Trip & Falls	General Liability	0	08/04/2016	11/16/2017
DDOT	1601582-000	Closed	02/08/2017	Property Damage	General Liability	0	08/07/2016	03/20/2017
DDOT	1601591-000	Closed	02/14/2017	Tree claim	General Liability	0	04/16/2016	04/27/2017
DDOT	1601596-000	Closed	02/15/2017	General Personal Injury	General Liability	0	08/22/2016	05/08/2017
DDOT	1700091-000	Closed	03/03/2017	Pothole	General Liability	0	02/07/2017	04/18/2017
DDOT	1700121-000	Closed	03/15/2017	Negligent handling of property	General Liability	0	01/01/2017	11/02/2017
DDOT	1700139-000	Closed	03/16/2017	General Property Damage	General Liability	0	02/06/2017	05/31/2017
DDOT	1700142-000	Closed	03/16/2017	Slip, Trip & Falls	General Liability	0	01/27/2017	01/05/2018
DDOT	1601663-000	Closed	03/16/2017	Property Damage	General Liability	0	08/06/2016	10/27/2017
DDOT	1601665-000	Closed	03/17/2017	Slip, Trip & Falls / Sidewalk	General Liability	0	10/10/2016	07/18/2017
DDOT	1700153-000	Closed	03/21/2017	Property Damage / Alley	General Liability	0	02/17/2017	05/15/2017
DDOT	1700206-000	Closed	03/31/2017	Slip, Trip & Fall - Sidewalk	General Liability	0	01/17/2017	08/07/2017
DDOT	1700314-000	Closed	05/01/2017	Pothole	General Liability	0	01/10/2017	10/02/2017
DDOT	1700332-000	Closed	05/05/2017	General Property Damage	General Liability	0	04/20/2017	05/31/2017
DDOT	1700343-000	Closed	05/09/2017	Auto Property Damage / Curbside Grassy Area	General Liability	0	04/07/2017	06/14/2017
DDOT	1601716-000	Closed	05/16/2017	Personal Property - Tree	General Liability	0	10/16/2016	05/25/2017
DDOT	1700415-000	Closed	05/25/2017	Personal Injury	General Liability	0	04/25/2017	07/25/2017
DDOT	1700420-000	Closed	05/30/2017	Negligent maintenance of public space	General Liability	0	04/14/2017	06/23/2017
DDOT	1700435-000	Closed	05/31/2017	Personal Injury / Slip & Fall	General Liability	0	04/03/2017	12/20/2017
DDOT	1700487-000	Closed	06/08/2017	Negligent handling of Property	General Liability	0	05/12/2017	08/17/2017
DDOT	1601735-000	Closed	06/16/2017	Slip & Fall / Sidewalk	General Liability	0	12/23/2016	07/07/2017
DDOT	1601742-000	Closed	06/23/2017	Property Damage / Sidewalk Repair	General Liability	0	08/01/2016	08/17/2017
DDOT	1700561-000	Closed	06/26/2017	Trip & Fall / Steps	General Liability	0	05/09/2017	06/28/2017
DDOT	1700600-000	Closed	07/05/2017	Slip & Fall / Pothole	General Liability	0	06/25/2017	11/03/2017
DDOT	1700612-000	Closed	07/07/2017	Slip, Trip & Fall / Uneven cement around Manhole	General Liability	0	02/17/2017	07/07/2017

DDOT	1700623-000	Closed	07/11/2017	Slip, Trip & Fall / Metal Plate	General Liability	0	06/26/2017	12/11/2017
DDOT	1700723-000	Closed	07/21/2017	General Liability	General Liability	0	06/12/2017	08/07/2017
DDOT	1700764-000	Closed	07/25/2017	Property Damage / Tree Claim	General Liability	0	04/21/2017	12/20/2017
DDOT	1700764-001	Closed	07/25/2017	Auto Property Damage / Tree Claim	General Liability	0	04/21/2017	12/20/2017
DDOT	1700782-000	Closed	07/31/2017	Tree claim	General Liability	0	06/19/2017	10/02/2017
DDOT	1700803-000	Closed	08/02/2017	Personal Injury- Slip, trip & fall	General Liability	0	07/08/2017	10/20/2017
DDOT	1700805-000	Closed	08/02/2017	Tree claim	General Liability	0	07/17/2017	08/22/2017
DDOT	1700815-000	Closed	08/03/2017	Slip, Trip & Fall	General Liability	0	04/29/2017	08/24/2017
DDOT	1700833-000	Closed	08/07/2017	Negligent maitenance of public space	General Liability	0	05/18/2017	01/10/2018
DDOT	1700829-000	Closed	08/07/2017	Slip, Trip & Falls	General Liability	0	03/02/2017	08/30/2017
DDOT	1700830-000	Closed	08/07/2017	Negligent Maintenance of Public Space	General Liability	0	07/24/2017	02/01/2018
DDOT	1700834-000	Closed	08/08/2017	Auto Property Damage / Road Work	General Liability	0	07/25/2017	02/01/2018
DDOT	1700854-000	Closed	08/11/2017	Slip, Trip & Fall / Sidewalk, Manhole cover	General Liability	0	03/27/2017	10/03/2017
DDOT	1700858-000	Closed	08/14/2017	Property Damage / Alley Improvement Work	General Liability	0	07/11/2017	10/17/2017
DDOT	1501756-000	Closed	08/16/2017	General Property Damage	General Liability	0	09/20/2015	08/16/2017
DDOT	1700947-000	Closed	09/07/2017	Negligent handling of property	General Liability	0	08/18/2017	10/03/2017
DDOT	1700956-000	Closed	09/11/2017	Tree claim	General Liability	0	07/29/2017	10/18/2017
DDOT	1700965-000	Closed	09/13/2017	General Personal Injury	General Liability	0	08/20/2017	10/25/2017
DDOT	1700984-000	Closed	09/19/2017	Negligent Maintenance of Public Space	General Liability	0	04/13/2017	11/29/2017
DDOT	1601267-000	Closed Denied	11/15/2016	pothole	Auto Physical Damage	0	10/19/2016	12/12/2016
DDOT	1700112-000	Closed Denied	03/10/2017	Negligent maintenance of public space	Auto Physical Damage	0	02/06/2017	05/30/2017
DDOT	1700744-000	Closed Denied	07/24/2017	Auto Property Damage	Auto Physical Damage	0	07/06/2017	08/14/2017
DDOT	1700789-000	Closed Denied	07/31/2017	Auto Property Damage	Auto Physical Damage	0	06/02/2017	09/08/2017
DDOT	1700796-000	Closed Denied	08/01/2017	Auto Property Damage	Auto Physical Damage	0	07/24/2017	09/22/2017
DDOT	1601346-000	Closed	12/05/2016	auto property- Manhole Cover	Auto Physical Damage	0	06/11/2016	02/28/2017
DDOT	1700745-000	Closed	07/24/2017	Auto Property Damage	Auto Physical Damage	0	07/04/2017	08/09/2017
DDOT	1700749-000	Closed	07/24/2017	Auto Property Damage	Auto Physical Damage	0	06/23/2017	11/01/2017
DDOT	1601311-000	Open	11/28/2016	Pothole	Auto Property Damage	0	11/09/2016	
DDOT	1601578-000	Open	02/06/2017	Pothole	Auto Property Damage	0	12/19/2016	
DDOT	1700105-000	Open	03/09/2017	Auto Property Damage / Pothole	Auto Property Damage	0	02/11/2017	
DDOT	1700090-001	Open	03/10/2017	Auto Bodily Injury / Rear end collision	Auto Property Damage	0	01/23/2017	
DDOT	1700163-000	Open	03/22/2017	Auto Property Damage / Pothole	Auto Property Damage	0	03/07/2017	
DDOT	1700185-000	Open	03/29/2017	Pothole	Auto Property Damage	0	03/16/2017	
DDOT	1700204-000	Open	03/30/2017	Pothole	Auto Property Damage	0	03/16/2017	
DDOT	1700220-000	Open	04/04/2017	Auto Property Damage / Pothole	Auto Property Damage	0	03/05/2017	
DDOT	1700236-000	Open	04/10/2017	Auto Property Damage / Improper Turning	Auto Property Damage	0	03/31/2017	
DDOT	1700316-000	Open	05/02/2017	Auto Property Damage / Manhole Cover	Auto Property Damage	0	02/03/2017	
DDOT	1700406-000	Open	05/24/2017	Pothole	Auto Property Damage	0	05/11/2017	
DDOT	1700426-000	Open	05/30/2017	Auto Property Damage / Pothole	Auto Property Damage	0	05/10/2017	
DDOT	1700441-000	Open	06/01/2017	Pothole	Auto Property Damage	0	05/14/2017	
DDOT	1700486-000	Open	06/08/2017	Pothole	Auto Property Damage	0	05/28/2017	
DDOT	1700522-000	Open	06/15/2017	Auto Property Damage / Pothole	Auto Property Damage	0	05/30/2017	
DDOT	1700527-000	Open	06/16/2017	Auto Property Damage / Collision w/ Non-moving Object	Auto Property Damage	0	02/13/2017	
DDOT	1700610-000	Open	07/06/2017	Auto Property Damage / Tree Claim	Auto Property Damage	0	06/21/2017	
DDOT	1700644-000	Open	07/17/2017	Auto Property Damage / Pothole	Auto Property Damage	0	05/05/2017	
DDOT	1700763-000	Open	07/25/2017	Auto Property Damage / Side Swipe	Auto Property Damage	0	07/18/2017	
DDOT	1700831-000	Open	08/07/2017	Rear end collision	Auto Property Damage	0	07/14/2017	
DDOT	1700831-001	Open	08/07/2017	Rear end collision	Auto Property Damage	0	07/14/2017	
DDOT	1700836-000	Open	08/08/2017	Pothole	Auto Property Damage	0	08/01/2017	
DDOT	1700842-000	Open	08/08/2017	Tree claim	Auto Property Damage	0	07/29/2017	
DDOT	1700852-000	Open	08/10/2017	Auto Property Damage / Pothole	Auto Property Damage	0	04/03/2017	
DDOT	1700882-000	Open	08/22/2017	Tree claim	Auto Property Damage	0	07/14/2017	
DDOT	1700892-000	Open	08/23/2017	Pothole	Auto Property Damage	0	03/01/2017	
DDOT	1700893-000	Open	08/23/2017	Pothole	Auto Property Damage	0	07/20/2017	
DDOT	1700910-000	Open	08/25/2017	Auto Negligence	Auto Property Damage	0	08/07/2017	

DDOT	1700912-000	Open	08/25/2017	Pothole	Auto Property Damage	0	08/09/2017	
DDOT	1700928-000	Open	09/01/2017	Pothole	Auto Property Damage	0	08/19/2017	
DDOT	1700986-000	Open	09/19/2017	Pothole	Auto Property Damage	0	09/08/2017	
DDOT	1701004-000	Open	09/26/2017	Pothole	Auto Property Damage	0	08/25/2017	
DDOT	1601107-000	Closed Accepted	10/05/2016	Pothole	Auto Property Damage	286.35	09/20/2016	06/30/2017
DDOT	1601299-000	Closed Accepted	11/21/2016	pothole	Auto Property Damage	554.25	10/29/2016	03/22/2017
DDOT	1601441-000	Closed Accepted	12/29/2016	Pothole	Auto Property Damage	269.84	10/17/2016	11/01/2017
DDOT	1601515-000	Closed Accepted	01/13/2017	Rear end collision	Auto Property Damage	2099.05	11/07/2016	06/06/2017
DDOT	1601535-000	Closed Accepted	01/24/2017	Auto Property Damage/ Improper Backing	Auto Property Damage	783.73	10/28/2016	07/26/2017
DDOT	1700039-000	Closed Accepted	02/09/2017	Auto Property Damage / Pothole	Auto Property Damage	120	01/19/2017	06/06/2017
DDOT	1700056-000	Closed Accepted	02/17/2017	Pothole	Auto Property Damage	165.72	01/20/2017	06/06/2017
DDOT	1700069-000	Closed Accepted	02/24/2017	Pothole	Auto Property Damage	451.59	01/22/2017	05/08/2017
DDOT	1601621-000	Closed Accepted	02/28/2017	Pothole	Auto Property Damage	6353.5	08/23/2016	11/01/2017
DDOT	1700083-000	Closed Accepted	03/01/2017	Auto Property Damage / Pothole	Auto Property Damage	545.6	02/14/2017	06/06/2017
DDOT	1700089-000	Closed Accepted	03/03/2017	Pothole	Auto Property Damage	1104	02/11/2017	05/08/2017
DDOT	1700090-000	Closed Accepted	03/03/2017	Rear end collision	Auto Property Damage	1916.09	01/23/2017	06/06/2017
DDOT	1601641-000	Closed Accepted	03/06/2017	Auto Property Damage / Pothole	Auto Property Damage	65	02/14/2017	10/30/2017
DDOT	1700095-000	Closed Accepted	03/06/2017	Auto Property Damage / Pothole	Auto Property Damage	2123	02/13/2017	06/06/2017
DDOT	1700097-000	Closed Accepted	03/07/2017	Pothole	Auto Property Damage	387.86	01/20/2017	05/08/2017
DDOT	1700098-000	Closed Accepted	03/07/2017	Auto Property Damage / Pothole	Auto Property Damage	468	02/17/2017	06/21/2017
DDOT	1700104-000	Closed Accepted	03/09/2017	Pothole	Auto Property Damage	552.02	03/02/2017	07/10/2017
DDOT	1700111-000	Closed Accepted	03/10/2017	Pothole	Auto Property Damage	306	02/05/2017	06/06/2017
DDOT	1601656-000	Closed Accepted	03/13/2017	Pothole	Auto Property Damage	276.46	12/05/2016	06/28/2017
DDOT	1700123-000	Closed Accepted	03/15/2017	Pothole	Auto Property Damage	160	03/09/2017	06/21/2017
DDOT	1700124-000	Closed Accepted	03/15/2017	Pothole	Auto Property Damage	283.99	03/03/2017	06/28/2017
DDOT	1700141-000	Closed Accepted	03/16/2017	Pothole	Auto Property Damage	225.93	03/10/2017	07/10/2017
DDOT	1700146-000	Closed Accepted	03/17/2017	Pothole	Auto Property Damage	325.56	03/10/2017	08/24/2017
DDOT	1700150-000	Closed Accepted	03/21/2017	Pothole	Auto Property Damage	117.4	02/23/2017	07/10/2017
DDOT	1700152-000	Closed Accepted	03/21/2017	Auto Property Damage / Pothole	Auto Property Damage	238.49	03/06/2017	06/21/2017
DDOT	1700162-000	Closed Accepted	03/22/2017	Auto Property Damage / Pothole	Auto Property Damage	295	03/08/2017	07/26/2017
DDOT	1700180-000	Closed Accepted	03/28/2017	Pothole	Auto Property Damage	646.49	03/10/2017	07/26/2017
DDOT	1700192-000	Closed Accepted	03/29/2017	Pothole	Auto Property Damage	1123.16	03/14/2017	06/22/2017
DDOT	1700199-000	Closed Accepted	03/30/2017	Auto Property Damage / Pothole	Auto Property Damage	308.71	03/14/2017	10/30/2017
DDOT	1700200-000	Closed Accepted	03/30/2017	Auto Property Damage / Pothole	Auto Property Damage	1397.76	03/16/2017	06/21/2017
DDOT	1700218-000	Closed Accepted	04/04/2017	Pothole	Auto Property Damage	1089.65	03/15/2017	06/22/2017
DDOT	1700226-000	Closed Accepted	04/05/2017	Pothole	Auto Property Damage	1880.47	03/16/2017	07/26/2017
DDOT	1700230-000	Closed Accepted	04/06/2017	Auto Property Damage / Pothole	Auto Property Damage	186.3	03/17/2017	06/21/2017
DDOT	1700232-000	Closed Accepted	04/07/2017	Pothole	Auto Property Damage	340.56	03/09/2017	06/28/2017
DDOT	1700231-000	Closed Accepted	04/07/2017	Auto Property Damage / Pothole	Auto Property Damage	340	03/28/2017	11/07/2017
DDOT	1700237-000	Closed Accepted	04/10/2017	Pothole	Auto Property Damage	320	03/28/2017	10/30/2017
DDOT	1700252-000	Closed Accepted	04/12/2017	Auto Property Damage / Pothole	Auto Property Damage	83.27	03/17/2017	08/09/2017
DDOT	1700260-000	Closed Accepted	04/13/2017	Pothole	Auto Property Damage	662.61	03/27/2017	10/30/2017
DDOT	1700267-000	Closed Accepted	04/18/2017	Improper backing	Auto Property Damage	1165.93	03/31/2017	08/09/2017
DDOT	1700268-000	Closed Accepted	04/18/2017	Auto Property Damage / Pothole	Auto Property Damage	140.05	03/17/2017	06/21/2017
DDOT	1700269-001	Closed Accepted	04/19/2017	Side swipe and/or lane change	Auto Property Damage	1034.13	02/02/2017	10/30/2017
DDOT	1700273-000	Closed Accepted	04/19/2017	Pothole	Auto Property Damage	1249.68	02/10/2017	01/18/2018
DDOT	1700303-000	Closed Accepted	04/25/2017	Pothole	Auto Property Damage	2069.87	04/09/2017	10/30/2017
DDOT	1700307-000	Closed Accepted	04/26/2017	Pothole	Auto Property Damage	236.4	02/17/2017	09/26/2017
DDOT	1601698-000	Closed Accepted	04/28/2017	Improper Turning	Auto Property Damage	5872.28	12/08/2016	08/24/2017
DDOT	1700325-000	Closed Accepted	05/04/2017	Pothole	Auto Property Damage	417.42	03/13/2017	07/26/2017
DDOT	1700349-000	Closed Accepted	05/10/2017	Auto Property Damage / Pothole	Auto Property Damage	1110.59	03/05/2017	11/01/2017
DDOT	1700350-000	Closed Accepted	05/10/2017	Pothole	Auto Property Damage	820.89	05/01/2017	07/25/2017
DDOT	1700354-000	Closed Accepted	05/10/2017	Auto Property Damage / Pothole	Auto Property Damage	550.56	03/11/2017	06/28/2017
DDOT	1700365-000	Closed Accepted	05/11/2017	Pothole	Auto Property Damage	326.68	02/06/2017	06/22/2017
DDOT	1700359-000	Closed Accepted	05/11/2017	Pothole	Auto Property Damage	161.05	03/06/2017	10/30/2017

DDOT	1700405-000	Closed Accepted	05/24/2017	Pothole	Auto Property Damage	1288.48	05/11/2017	07/10/2017
DDOT	1700414-000	Closed Accepted	05/25/2017	Auto Property Damage / Tree Claim	Auto Property Damage	1000	04/22/2017	07/26/2017
DDOT	1700427-000	Closed Accepted	05/30/2017	Auto Property Damage / Pothole	Auto Property Damage	328	04/28/2017	11/13/2017
DDOT	1700421-000	Closed Accepted	05/30/2017	Auto Property Damage / Tree Claim	Auto Property Damage	5024	04/24/2017	07/26/2017
DDOT	1700451-000	Closed Accepted	06/02/2017	Side Swipe / FTYROW	Auto Property Damage	1417.96	05/22/2017	08/09/2017
DDOT	1700549-000	Closed Accepted	06/22/2017	Pothole	Auto Property Damage	163.58	05/18/2017	08/09/2017
DDOT	1700554-000	Closed Accepted	06/23/2017	Tree Claim	Auto Property Damage	938.54	04/06/2017	10/30/2017
DDOT	1700559-000	Closed Accepted	06/26/2017	Pothole	Auto Property Damage	35	03/01/2017	11/01/2017
DDOT	1700618-000	Closed Accepted	07/10/2017	Pothole	Auto Property Damage	163.12	04/24/2017	09/26/2017
DDOT	1700643-000	Closed Accepted	07/17/2017	Pothole	Auto Property Damage	864.04	07/04/2017	09/26/2017
DDOT	1700781-000	Closed Accepted	07/31/2017	Pothole	Auto Property Damage	1012.55	03/26/2017	01/18/2018
DDOT	1700790-000	Closed Accepted	07/31/2017	Tree Claim	Auto Property Damage	1000	07/14/2017	09/26/2017
DDOT	1700889-000	Closed Accepted	08/22/2017	Pothole	Auto Property Damage	781	07/31/2017	10/30/2017
DDOT	1700934-000	Closed Accepted	09/05/2017	Side Swipe and/or lane change	Auto Property Damage	1006.83	07/11/2017	11/01/2017
DDOT	1700962-000	Closed Accepted	09/12/2017	Pothole	Auto Property Damage	705.67	08/24/2017	01/18/2018
DDOT	1601119-000	Closed Denied	10/11/2016		Auto Property Damage	0	09/17/2016	11/09/2016
DDOT	1601129-000	Closed Denied	10/12/2016	Pothole	Auto Property Damage	0	10/11/2016	11/09/2016
DDOT	1601135-000	Closed Denied	10/12/2016	Negligent maintenance of public space	Auto Property Damage	0	05/27/2016	12/12/2016
DDOT	1601201-000	Closed Denied	10/26/2016	pothole	Auto Property Damage	0	05/16/2016	12/05/2016
DDOT	1601206-000	Closed Denied	10/27/2016	pothole	Auto Property Damage	0	03/04/2016	11/03/2016
DDOT	1601273-000	Closed Denied	11/16/2016	auto property	Auto Property Damage	0	08/20/2016	01/10/2017
DDOT	1601300-000	Closed Denied	11/21/2016	pothole	Auto Property Damage	0	11/10/2016	01/12/2017
DDOT	1601330-000	Closed Denied	12/01/2016	Auto Negligence	Auto Property Damage	0	10/13/2016	01/09/2017
DDOT	1601435-000	Closed Denied	12/28/2016	Pothole	Auto Property Damage	0	04/06/2016	01/04/2017
DDOT	1601454-000	Closed Denied	01/04/2017	Pothole	Auto Property Damage	0	12/29/2016	02/17/2017
DDOT	1601475-000	Closed Denied	01/06/2017	Auto Property Damage-Manhole cover	Auto Property Damage	0	12/10/2016	02/21/2017
DDOT	1601491-000	Closed Denied	01/09/2017	Auto Property Damage/Pothole	Auto Property Damage	0	12/17/2016	02/24/2017
DDOT	1700002-000	Closed Denied	01/09/2017	Auto Negligence	Auto Property Damage	0	01/04/2017	02/15/2017
DDOT	1601510-000	Closed Denied	01/12/2017	Tree Claim	Auto Property Damage	0	10/22/2016	02/07/2017
DDOT	1601514-000	Closed Denied	01/13/2017	Auto Property Damage/Pothole	Auto Property Damage	0	12/29/2016	03/13/2017
DDOT	1601519-000	Closed Denied	01/17/2017	Pothole	Auto Property Damage	0	10/09/2016	03/13/2017
DDOT	1601532-000	Closed Denied	01/23/2017	Auto Property Damage/ Manhole Cover	Auto Property Damage	0	06/30/2016	01/24/2017
DDOT	1700016-000	Closed Denied	01/26/2017	Pothole	Auto Property Damage	0	01/24/2017	07/07/2017
DDOT	1700018-000	Closed Denied	01/26/2017	Pothole	Auto Property Damage	0	01/24/2017	05/10/2017
DDOT	1700021-000	Closed Denied	01/30/2017	Auto Property Damage/ Water Drainage Structure	Auto Property Damage	0	01/16/2017	05/08/2017
DDOT	1601563-000	Closed Denied	02/01/2017	Auto Property Damage/ Manhole Cover	Auto Property Damage	0	08/29/2016	02/02/2017
DDOT	1700079-000	Closed Denied	02/28/2017	Auto Property Damage / Pothole	Auto Property Damage	0	02/08/2017	04/21/2017
DDOT	1700077-000	Closed Denied	02/28/2017	Auto Property Damage / Manhole Cover	Auto Property Damage	0	02/04/2017	05/09/2017
DDOT	1700086-000	Closed Denied	03/01/2017	Auto Property Damage / Pothole	Auto Property Damage	0	02/19/2017	05/15/2017
DDOT	1700114-000	Closed Denied	03/13/2017	Pothole	Auto Property Damage	0	03/06/2017	04/14/2017
DDOT	1501746-000	Closed Denied	03/16/2017	Pothole	Auto Property Damage	0	01/29/2015	03/20/2017
DDOT	1601675-000	Closed Denied	03/27/2017	Auto Property Damage / Pothole	Auto Property Damage	0	05/29/2016	06/12/2017
DDOT	1700219-000	Closed Denied	04/04/2017	Auto Property Damage / Debris in Road	Auto Property Damage	0	02/28/2017	01/12/2018
DDOT	1700221-000	Closed Denied	04/05/2017	Auto Property Damage / Pothole	Auto Property Damage	0	03/20/2017	04/28/2017
DDOT	1700235-000	Closed Denied	04/10/2017	Auto Property Damage / Tree	Auto Property Damage	0	04/06/2017	05/05/2017
DDOT	1700356-000	Closed Denied	05/10/2017	Auto Property Damage / Rail Road Tracks	Auto Property Damage	0	01/13/2017	05/30/2017
DDOT	1700382-000	Closed Denied	05/17/2017	Auto Property Damage / Collision w/ Non-moving Object	Auto Property Damage	0	05/04/2017	06/20/2017
DDOT	1700436-000	Closed Denied	05/31/2017	Auto Property Damage / Pothole	Auto Property Damage	0	05/15/2017	10/02/2017
DDOT	1700442-000	Closed Denied	06/01/2017	Auto Property Damage / Pothole	Auto Property Damage	0	05/11/2017	06/21/2017
DDOT	1700459-000	Closed Denied	06/05/2017	Auto Property Damage	Auto Property Damage	0	05/23/2017	06/06/2017
DDOT	1700504-000	Closed Denied	06/12/2017	Auto Property Damage / Pothole	Auto Property Damage	0	05/31/2017	08/10/2017
DDOT	1700588-000	Closed Denied	06/29/2017	Auto Property Damage / Tree Claim	Auto Property Damage	0	06/01/2017	08/07/2017
DDOT	1700595-000	Closed Denied	07/03/2017	Negligent Maintenance of Public Space	Auto Property Damage	0	02/07/2017	12/15/2017
DDOT	1700641-000	Closed Denied	07/13/2017	Auto Property Damage / Tree Claim	Auto Property Damage	0	06/20/2017	08/03/2017
DDOT	1700663-000	Closed Denied	07/19/2017	Tree Claim	Auto Property Damage	0	07/12/2017	08/14/2017

DDOT	1700773-000	Closed Denied	07/26/2017	Auto Bodily Injury / DC Employee Uninsured Personal Inj Claim	Auto Property Damage	0	04/12/2017	07/31/2017
DDOT	1700784-000	Closed Denied	07/31/2017	Auto Property Damage	Auto Property Damage	0	04/07/2017	09/15/2017
DDOT	1700794-000	Closed Denied	08/01/2017	Negligent maintenance of public space	Auto Property Damage	0	07/11/2017	09/01/2017
DDOT	1700813-001	Closed Denied	08/03/2017	Tree claim	Auto Property Damage	0	06/19/2017	09/13/2017
DDOT	1700884-000	Closed Denied	08/22/2017	Negligent maintenance of public space	Auto Property Damage	0	07/22/2017	02/20/2018
DDOT	1700897-000	Closed Denied	08/23/2017	Pothole	Auto Property Damage	0	07/31/2017	10/06/2017
DDOT	1700917-000	Closed Denied	08/28/2017	Improper backing	Auto Property Damage	0	02/22/2017	11/20/2017
DDOT	1700982-000	Closed Denied	09/19/2017	Pothole	Auto Property Damage	0	09/16/2017	10/06/2017
DDOT	1701021-000	Closed Denied	09/29/2017	Pothole	Auto Property Damage	0	04/15/2017	11/03/2017
DDOT	1601254-000	Closed Abandoned	11/09/2016	Negligent maintenance of public space	Auto Property Damage	0	10/25/2016	04/28/2017
DDOT	1700655-000	Closed Abandoned	07/17/2017	Pothole	Auto Property Damage	0	07/13/2017	11/15/2017
DDOT	1700376-000	Payment Pending	05/15/2017	Pothole	Auto Property Damage	0	03/06/2017	
DDOT	1700390-000	Payment Pending	05/17/2017	Auto Property Damage	Auto Property Damage	0	05/01/2017	
DDOT	1700377-001	Payment Pending	06/01/2017	Auto Property Damage / Improper Turning	Auto Property Damage	0	04/29/2017	
DDOT	1700481-000	Payment Pending	06/08/2017	Auto Property Damage / Collision w/ Non-moving Object	Auto Property Damage	0	04/28/2017	
DDOT	1601357-000	Closed Litigated	12/07/2016	Pothole	Auto Property Damage	0	11/13/2016	01/19/2017
DDOT	1601106-000	Closed	10/05/2016	Negligent maintenance of public space	Auto Property Damage	0	09/20/2016	11/15/2016
DDOT	1601103-000	Closed	10/05/2016	Tree claim	Auto Property Damage	0	07/12/2016	11/28/2016
DDOT	1601111-000	Closed	10/06/2016	Negligent maintenance of public space	Auto Property Damage	0	08/15/2016	11/08/2016
DDOT	1601112-000	Closed	10/06/2016	Tree claim	Auto Property Damage	0	08/19/2016	11/21/2016
DDOT	1601150-000	Closed	10/20/2016	Pothole	Auto Property Damage	0	08/11/2016	10/28/2016
DDOT	1601156-000	Closed	10/20/2016	Tree claim	Auto Property Damage	0	10/09/2016	12/01/2016
DDOT	1601163-000	Closed	10/24/2016	auto property damage	Auto Property Damage	0	10/05/2016	12/14/2016
DDOT	1601199-000	Closed	10/26/2016	auto property	Auto Property Damage	0	08/12/2016	12/02/2016
DDOT	1601202-000	Closed	10/26/2016	pothole	Auto Property Damage	0	07/30/2016	12/07/2016
DDOT	1601204-000	Closed	10/27/2016	pothole	Auto Property Damage	0	09/19/2016	12/01/2016
DDOT	1601205-000	Closed	10/27/2016	pothole	Auto Property Damage	0	09/13/2016	12/02/2016
DDOT	1601226-000	Closed	11/01/2016	Pothole	Auto Property Damage	0	09/08/2016	11/28/2016
DDOT	1601227-000	Closed	11/01/2016	Pothole	Auto Property Damage	0	09/10/2016	01/31/2017
DDOT	1601244-000	Closed	11/09/2016	Negligent maintenance of public space	Auto Property Damage	0	10/01/2016	02/09/2017
DDOT	1601247-000	Closed	11/09/2016	Negligent maintenance of public space	Auto Property Damage	0	10/22/2016	01/27/2017
DDOT	1601248-000	Closed	11/09/2016	Pothole	Auto Property Damage	0	10/13/2016	02/17/2017
DDOT	1601261-000	Closed	11/14/2016	Pothole	Auto Property Damage	0	09/02/2016	02/07/2017
DDOT	1601327-000	Closed	12/01/2016	Negligent Maintenance of Public Space-Manhole Cover	Auto Property Damage	0	09/20/2016	02/22/2017
DDOT	1601334-000	Closed	12/02/2016	Negligent Maintenance of Public Space	Auto Property Damage	0	10/05/2016	02/13/2017
DDOT	1601344-000	Closed	12/05/2016	Collision w/ Non-moving Object	Auto Property Damage	0	11/19/2016	10/03/2017
DDOT	1601358-000	Closed	12/07/2016	Pothole	Auto Property Damage	0	10/01/2016	03/13/2017
DDOT	1601359-000	Closed	12/07/2016	rear end	Auto Property Damage	0	05/06/2016	01/26/2017
DDOT	1601426-000	Closed	12/23/2016	Pothole	Auto Property Damage	0	12/08/2016	10/27/2017
DDOT	1601428-000	Closed	12/27/2016	Pothole	Auto Property Damage	0	12/13/2016	02/01/2017
DDOT	1601433-000	Closed	12/28/2016	Negligent Maintenance of Public Space- Street sign	Auto Property Damage	0	11/21/2016	04/04/2017
DDOT	1601443-000	Closed	12/30/2016	Tree Claim	Auto Property Damage	0	12/26/2016	03/21/2017
DDOT	1601457-000	Closed	01/04/2017	Roadwork/Pothole	Auto Property Damage	0	12/17/2016	04/24/2017
DDOT	1601461-000	Closed	01/04/2017	Auto Property Damage/Street Steel Plates	Auto Property Damage	0	11/25/2016	03/31/2017
DDOT	1601467-000	Closed	01/05/2017	Auto Property Damage/Pothole	Auto Property Damage	0	12/14/2016	02/26/2017
DDOT	1601473-000	Closed	01/05/2017	Auto Property Damage/Pothole	Auto Property Damage	0	12/06/2016	07/24/2017
DDOT	1601474-000	Closed	01/06/2017	Auto Property Damage/Concrete Block	Auto Property Damage	0	07/28/2016	01/13/2017
DDOT	1601488-000	Closed	01/09/2017	Contractor Negligence	Auto Property Damage	0	12/15/2016	02/17/2017
DDOT	1601508-000	Closed	01/11/2017	Negligent Maintenance of Public Space	Auto Property Damage	0	11/25/2016	10/16/2017
DDOT	1700003-000	Closed	01/11/2017	Auto Property Damage/Pothole	Auto Property Damage	0	01/03/2017	03/22/2017
DDOT	1700004-000	Closed	01/13/2017	Pothole	Auto Property Damage	0	01/05/2017	08/24/2017
DDOT	1700005-000	Closed	01/17/2017	Tree claim	Auto Property Damage	0	01/04/2017	03/14/2017
DDOT	1601526-000	Closed	01/19/2017	Pothole	Auto Property Damage	0	10/23/2016	03/10/2017
DDOT	1700013-000	Closed	01/24/2017	Auto Property Damage/ Pothole	Auto Property Damage	0	01/18/2017	03/13/2017
DDOT	1700015-000	Closed	01/25/2017	Auto Property Damage/Pothole	Auto Property Damage	0	01/14/2017	03/13/2017

DDOT	1601546-000	Closed	01/26/2017	Pothole	Auto Property Damage	0	12/11/2016	03/13/2017
DDOT	1601549-000	Closed	01/26/2017	Tree claim	Auto Property Damage	0	11/20/2016	04/07/2017
DDOT	1700020-000	Closed	01/27/2017	Auto Property Damage/Pothole	Auto Property Damage	0	01/19/2017	01/31/2017
DDOT	1501742-000	Closed	01/30/2017	Auto Property Damage/ Manhole Cover	Auto Property Damage	0	12/18/2015	01/31/2017
DDOT	1700022-000	Closed	01/31/2017	Pothole	Auto Property Damage	0	01/24/2017	03/21/2017
DDOT	1700026-000	Closed	02/02/2017	Auto Property Damage	Auto Property Damage	0	01/23/2017	05/31/2017
DDOT	1601575-000	Closed	02/03/2017	Auto Property Damage/ Pothole	Auto Property Damage	0	12/31/2016	01/11/2018
DDOT	1700032-000	Closed	02/06/2017	Pothole	Auto Property Damage	633.14	01/03/2017	11/13/2017
DDOT	1700034-000	Closed	02/07/2017	pothole	Auto Property Damage	0	01/29/2017	08/27/2017
DDOT	1700037-000	Closed	02/09/2017	Pothole	Auto Property Damage	222.76	01/25/2017	11/01/2017
DDOT	1700038-000	Closed	02/09/2017	Auto Property Damage / Pothole	Auto Property Damage	0	01/26/2017	05/10/2017
DDOT	1601593-000	Closed	02/14/2017	Auto Property Damage / Pothole	Auto Property Damage	0	06/07/2016	06/05/2017
DDOT	1700043-000	Closed	02/14/2017	Pothole	Auto Property Damage	0	02/07/2017	05/09/2017
DDOT	1700047-000	Closed	02/15/2017	Auto Property Damage / Pothole	Auto Property Damage	0	01/24/2017	04/04/2017
DDOT	1700046-000	Closed	02/15/2017	Tree claim	Auto Property Damage	0	01/23/2017	05/01/2017
DDOT	1700052-000	Closed	02/16/2017	Auto Property Damage	Auto Property Damage	0	01/23/2017	10/18/2017
DDOT	1501744-000	Closed	02/21/2017	Auto Property Damage / Roadwork Construction	Auto Property Damage	0	01/02/2015	03/07/2017
DDOT	1601600-000	Closed	02/21/2017	Negligent Maintenance of Public Space	Auto Property Damage	0	10/09/2016	06/27/2017
DDOT	1700061-000	Closed	02/21/2017	Pothole	Auto Property Damage	397.75	01/18/2017	05/08/2017
DDOT	1700066-000	Closed	02/23/2017	Auto Property Damage / Pothole	Auto Property Damage	0	01/26/2017	05/30/2017
DDOT	1700067-000	Closed	02/23/2017	Auto Property Damage / Pothole	Auto Property Damage	0	02/06/2017	03/31/2017
DDOT	1700076-000	Closed	02/27/2017	Auto Property Damage / Pothole	Auto Property Damage	0	02/03/2017	04/11/2017
DDOT	1700081-000	Closed	02/28/2017	Auto Property Damage / Pothole	Auto Property Damage	0	01/23/2017	05/22/2017
DDOT	1601620-000	Closed	02/28/2017	Pothole	Auto Property Damage	0	09/29/2016	05/17/2017
DDOT	1700078-000	Closed	02/28/2017	Pothole	Auto Property Damage	0	01/21/2017	06/05/2017
DDOT	1700082-000	Closed	03/01/2017	Auto Property Damage / Pothole	Auto Property Damage	0	02/08/2017	04/11/2017
DDOT	1601639-000	Closed	03/03/2017	Auto Property Damage / Pothole	Auto Property Damage	0	02/05/2016	03/29/2017
DDOT	1601643-000	Closed	03/06/2017	Negligent maintenance of public space	Auto Property Damage	0	09/22/2016	06/19/2017
DDOT	1601644-000	Closed	03/07/2017	Auto Property Damage / Negligence	Auto Property Damage	0	08/27/2016	06/19/2017
DDOT	1700102-000	Closed	03/08/2017	Auto Property Damage / Pothole	Auto Property Damage	0	02/15/2017	10/02/2017
DDOT	1700110-000	Closed	03/10/2017	Auto Property Damage / Pothole	Auto Property Damage	0	02/08/2017	05/04/2017
DDOT	1700113-000	Closed	03/10/2017	Pothole	Auto Property Damage	0	02/02/2017	06/21/2017
DDOT	1601652-000	Closed	03/10/2017	Auto Property Damage / Pothole	Auto Property Damage	0	11/05/2016	09/29/2017
DDOT	1700115-000	Closed	03/13/2017	Pothole	Auto Property Damage	0	02/09/2017	05/09/2017
DDOT	1601660-000	Closed	03/15/2017	Negligent maintenance of public space	Auto Property Damage	0	11/21/2016	07/03/2017
DDOT	1700125-000	Closed	03/15/2017	Auto Property Damage / Pothole	Auto Property Damage	0	02/22/2017	12/19/2017
DDOT	1700129-000	Closed	03/16/2017	Slip, Trip & Falls	Auto Property Damage	0	01/05/2017	07/17/2017
DDOT	1601664-000	Closed	03/17/2017	Auto Property Damage	Auto Property Damage	0	11/08/2016	05/16/2017
DDOT	1700155-000	Closed	03/21/2017	Auto Property Damage / Pothole	Auto Property Damage	0	02/07/2017	06/26/2017
DDOT	1700156-000	Closed	03/22/2017	Pothole	Auto Property Damage	0	03/03/2017	11/20/2017
DDOT	1700157-000	Closed	03/22/2017	Auto Property Damage / Pothole	Auto Property Damage	0	02/05/2017	05/09/2017
DDOT	1700161-000	Closed	03/22/2017	Auto Property Damage / Pothole	Auto Property Damage	0	01/04/2017	08/08/2017
DDOT	1700167-000	Closed	03/24/2017	Auto Property Damage / Pothole	Auto Property Damage	0	03/01/2017	08/08/2017
DDOT	1700184-000	Closed	03/29/2017	Auto Property Damage / Pothole	Auto Property Damage	0	03/17/2017	10/18/2017
DDOT	1700194-000	Closed	03/30/2017	Pothole	Auto Property Damage	0	03/14/2017	07/07/2017
DDOT	1700209-000	Closed	03/31/2017	Auto Property Damage / Pothole	Auto Property Damage	0	03/27/2017	08/07/2017
DDOT	1700223-000	Closed	04/05/2017	Auto Property Damage / Manhole Cover	Auto Property Damage	0	03/08/2017	07/13/2017
DDOT	1700224-000	Closed	04/05/2017	Auto Property Damage / Pothole	Auto Property Damage	0	03/30/2017	05/06/2017
DDOT	1700228-000	Closed	04/06/2017	Auto Property Damage / Pothole	Auto Property Damage	0	03/16/2017	08/08/2017
DDOT	1700241-000	Closed	04/11/2017	Pothole	Auto Property Damage	0	03/18/2017	05/09/2017
DDOT	1700244-000	Closed	04/11/2017	Auto Property Damage / Pothole	Auto Property Damage	0	03/27/2017	05/22/2017
DDOT	1700257-000	Closed	04/12/2017	Auto Property Damage / Pothole	Auto Property Damage	0	03/21/2017	06/14/2017
DDOT	1700263-000	Closed	04/14/2017		Auto Property Damage	0	01/25/2017	08/08/2017
DDOT	1700279-000	Closed	04/20/2017	Auto Property Damage / Pothole	Auto Property Damage	0	03/18/2017	10/31/2017
DDOT	1700285-000	Closed	04/21/2017	Auto Property Damage / Pothole	Auto Property Damage	0	02/01/2017	10/18/2017

DDOT	1700287-000	Closed	04/21/2017	Auto Property Damage / Road hazard-Screw	Auto Property Damage	0	03/16/2017	11/20/2017
DDOT	1700289-000	Closed	04/21/2017	Auto Property Damage / Pothole	Auto Property Damage	0	04/07/2017	11/06/2017
DDOT	1700304-000	Closed	04/26/2017	Auto Property Damage / Pothole	Auto Property Damage	0	02/01/2017	05/30/2017
DDOT	1700313-000	Closed	04/28/2017	Auto Property Damage / Pothole	Auto Property Damage	0	04/23/2017	12/18/2017
DDOT	1700317-000	Closed	05/02/2017	Auto Property Damage / Construction-Roadwork	Auto Property Damage	0	03/21/2017	05/23/2017
DDOT	1700321-000	Closed	05/03/2017	Pothole	Auto Property Damage	0	02/01/2017	01/11/2018
DDOT	1700342-000	Closed	05/09/2017	Auto Property Damage / Sign	Auto Property Damage	0	04/07/2017	10/13/2017
DDOT	1700347-000	Closed	05/10/2017	Pothole	Auto Property Damage	0	04/22/2017	10/25/2017
DDOT	1700352-000	Closed	05/10/2017	Auto Property Damage / Pothole	Auto Property Damage	0	04/05/2017	07/25/2017
DDOT	1700355-000	Closed	05/10/2017	General Property Damage	Auto Property Damage	0	04/24/2017	10/31/2017
DDOT	1700361-000	Closed	05/11/2017	Auto Property Damage / Tree	Auto Property Damage	0	04/21/2017	05/18/2017
DDOT	1700363-000	Closed	05/11/2017	Auto Property Damage / Pothole	Auto Property Damage	0	04/01/2017	11/08/2017
DDOT	1700368-000	Closed	05/12/2017	Auto Property Damage / Street Sign	Auto Property Damage	0	05/07/2017	09/29/2017
DDOT	1700380-000	Closed	05/16/2017	Auto Property Damage / Pothole	Auto Property Damage	0	04/08/2017	11/20/2017
DDOT	1700381-000	Closed	05/16/2017	Auto Property Damage / Pothole	Auto Property Damage	0	03/27/2017	07/25/2017
DDOT	1700384-000	Closed	05/17/2017	Auto Property Damage / Failed to Yield ROW	Auto Property Damage	0	03/17/2017	11/20/2017
DDOT	1700385-000	Closed	05/17/2017	Pothole	Auto Property Damage	0	04/15/2017	07/24/2017
DDOT	1700387-000	Closed	05/17/2017	Auto Property Damage	Auto Property Damage	0	04/22/2017	01/17/2018
DDOT	1700398-000	Closed	05/19/2017	Auto Property Damage / Side Swipe	Auto Property Damage	0	03/28/2017	06/20/2017
DDOT	1700413-000	Closed	05/25/2017	Auto Property Damage / Pothole	Auto Property Damage	0	03/03/2017	08/14/2017
DDOT	1700418-000	Closed	05/26/2017	Pothole	Auto Property Damage	0	05/08/2017	07/25/2017
DDOT	1700431-000	Closed	05/31/2017	Auto Property Damage / Storm Grate	Auto Property Damage	0	05/17/2017	10/02/2017
DDOT	1700449-000	Closed	06/02/2017	Tree claim	Auto Property Damage	0	05/17/2017	07/10/2017
DDOT	1700454-000	Closed	06/02/2017	Pothole	Auto Property Damage	0	04/13/2017	06/15/2017
DDOT	1700456-000	Closed	06/05/2017	Auto Property Damage / Manhole Cover	Auto Property Damage	0	02/03/2017	07/05/2017
DDOT	1700476-000	Closed	06/08/2017	Auto Property Damage / Pothole	Auto Property Damage	0	05/13/2017	07/25/2017
DDOT	1700480-000	Closed	06/08/2017	Tree Claim	Auto Property Damage	0	02/09/2017	06/27/2017
DDOT	1700493-000	Closed	06/09/2017	Auto Property Damage / Detour Sign	Auto Property Damage	0	04/06/2017	09/13/2017
DDOT	1700503-000	Closed	06/12/2017	Auto Property Damage / Pothole	Auto Property Damage	0	04/01/2017	08/03/2017
DDOT	1700510-000	Closed	06/13/2017	Auto Property Damage / Tree	Auto Property Damage	0	06/02/2017	11/01/2017
DDOT	1700512-000	Closed	06/14/2017	Auto Property Damage / Rear End Collision	Auto Property Damage	0	06/02/2017	06/14/2017
DDOT	1700518-000	Closed	06/14/2017	Auto Property Damage / Pothole	Auto Property Damage	0	05/14/2017	08/08/2017
DDOT	1700536-000	Closed	06/20/2017	Auto Property Damage / Pothole	Auto Property Damage	0	05/20/2017	06/21/2017
DDOT	1700551-000	Closed	06/22/2017	Auto Property Damage / Pothole	Auto Property Damage	0	05/14/2017	01/16/2018
DDOT	1700552-000	Closed	06/22/2017	Auto Property Damage / Pothole	Auto Property Damage	0	06/06/2017	10/10/2017
DDOT	1601744-000	Closed	06/26/2017	Auto Negligence	Auto Property Damage	0	12/20/2016	06/26/2017
DDOT	1700572-000	Closed	06/27/2017	Auto Property Damage / Tree Claim	Auto Property Damage	0	05/31/2017	08/31/2017
DDOT	1700583-000	Closed	06/29/2017	Auto Property Damage / Tree Claim	Auto Property Damage	0	06/06/2017	10/27/2017
DDOT	1700585-000	Closed	06/29/2017	Negligent Maintenance of Public Space	Auto Property Damage	0	06/21/2017	07/25/2017
DDOT	1700597-000	Closed	07/05/2017	Auto Property Damage / Tree Claim	Auto Property Damage	0	05/27/2017	08/31/2017
DDOT	1700605-000	Closed	07/06/2017	Auto Property Damage / Manhole Cover	Auto Property Damage	0	02/23/2017	09/11/2017
DDOT	1700615-000	Closed	07/07/2017	Negligent handling of property	Auto Property Damage	0	01/09/2017	10/17/2017
DDOT	1700512-001	Closed	07/25/2017	Auto Bodily Injury / Rear End Collision	Auto Property Damage	0	06/02/2017	07/25/2017
DDOT	1700778-000	Closed	07/28/2017	Tree claim	Auto Property Damage	0	06/19/2017	12/20/2017
DDOT	1700783-000	Closed	07/31/2017	Auto Property Damage	Auto Property Damage	0	06/03/2017	01/26/2018
DDOT	1700806-000	Closed	08/02/2017	Auto Property Damage / Tree Claim	Auto Property Damage	0	07/10/2017	08/14/2017
DDOT	1700808-000	Closed	08/02/2017	Auto Property Damage /	Auto Property Damage	0	06/28/2017	08/25/2017
DDOT	1700809-000	Closed	08/03/2017	Auto Property Damage / Tree Claim	Auto Property Damage	0	07/25/2017	10/10/2017
DDOT	1700871-000	Closed	08/17/2017	Negligent maintenance of public space	Auto Property Damage	0	07/17/2017	12/08/2017
DDOT	1700872-000	Closed	08/18/2017	Pothole	Auto Property Damage	0	08/07/2017	01/10/2018
DDOT	1700896-000	Closed	08/23/2017	Pothole	Auto Property Damage	0	07/17/2017	01/10/2018
DDOT	1700927-000	Closed	08/31/2017	Negligent Maintenance of Public Space	Auto Property Damage	0	08/12/2017	09/13/2017
DDOT	1700936-000	Closed	09/05/2017	Tree claim	Auto Property Damage	0	08/12/2017	10/06/2017
DDOT	1700932-000	Closed	09/05/2017	Pothole	Auto Property Damage	0	02/19/2017	11/27/2017
DDOT	1700955-000	Closed	09/11/2017	Pothole	Auto Property Damage	0	08/18/2017	10/19/2017

DDOT	1700996-000	Closed	09/25/2017	Pothole	Auto Property Damage	0	09/12/2017	10/24/2017
DDOT	1701006-000	Closed	09/26/2017	Pothole	Auto Property Damage	0	01/14/2017	09/27/2017
DDOT	1701007-000	Closed	09/26/2017	Pothole	Auto Property Damage	0	09/17/2017	10/19/2017
DDOT	1701019-000	Closed	09/28/2017	Pothole	Auto Property Damage	0	07/17/2017	12/07/2017
DDOT	1701020-000	Closed	09/29/2017	Pothole	Auto Property Damage	0	09/25/2017	10/02/2017
DDOT	1601158-000	Open	10/24/2016	trip and fall	Bodily Injury	0	08/27/2016	
DDOT	1601168-000	Open	10/24/2016	bodily injury	Bodily Injury	0	04/24/2016	
DDOT	1601132-000	Closed Denied	10/12/2016	bodily injury	Bodily Injury	0	09/08/2016	10/27/2016
DDOT	1601282-000	Closed Denied	11/16/2016	bodily injury	Bodily Injury	0	06/19/2016	01/05/2017
DDOT	1601305-000	Closed Denied	11/23/2016	bodily injury	Bodily Injury	0	05/26/2016	04/07/2017
DDOT	1601350-000	Closed Denied	12/06/2016	trip & fall	Bodily Injury	0	11/08/2016	12/12/2016
DDOT	1700478-000	Closed Denied	06/08/2017	Negligent Handling of Property	Bodily Injury	0	01/03/2017	11/08/2017
DDOT	1601209-000	Closed	10/27/2016	trip & fall	Bodily Injury	0	08/18/2016	07/17/2017
DDOT	1601265-000	Closed	11/14/2016	bodily injury	Bodily Injury	0	10/19/2016	01/12/2017
DDOT	1700714-000	Closed	07/21/2017	Personal Injury	Bodily Injury	0	06/15/2017	12/04/2017
DDOT	1601266-000	Open	11/15/2016	property damage	Property Damage	0	08/16/2016	
DDOT	1601287-000	Closed Denied	11/17/2016	property loss	Property Damage	0	11/02/2016	01/24/2017
DDOT	1601288-000	Closed	11/17/2016	property damage	Property Damage	0	11/07/2016	06/26/2017
DDOT	1601289-000	Closed	11/17/2016	property damage	Property Damage	0	11/07/2016	02/03/2017
DDOT	1700719-000	Closed	07/21/2017	property damage	Property Damage	0	06/26/2017	07/28/2017
DDOT	1700392-000	Open	05/18/2017	Auto Property Damage / Auto Bodily Injury	Auto Bodily Injury & Property Damage	0	01/17/2017	
DDOT	1600527-001	Closed Accepted	01/26/2017	rear end collision	Auto Bodily Injury & Property Damage	4195.3	05/06/2016	03/22/2017
DDOT	1601179-000	Closed Denied	10/25/2016	auto bodily injury & property damage	Auto Bodily Injury & Property Damage	0	08/09/2016	11/01/2016
DDOT	1601425-000	Closed Denied	12/23/2016	Auto Property Damage & Auto Bodily Injury	Auto Bodily Injury & Property Damage	0	08/26/2016	01/19/2017
DDOT	1601642-000	Closed Denied	03/06/2017	Tree claim	Auto Bodily Injury & Property Damage	0	08/29/2016	03/13/2017
DDOT	1601216-000	Closed	10/28/2016	collision w/ non moving object	Auto Bodily Injury & Property Damage	0	05/06/2016	11/01/2017
DDOT	1601307-000	Closed	11/23/2016	auto bodily injury & property damage	Auto Bodily Injury & Property Damage	0	10/21/2016	06/08/2017
DDOT	1601307-001	Closed	11/23/2016	auto bodily injury & property damage	Auto Bodily Injury & Property Damage	0	10/21/2016	06/08/2017
DDOT	1700513-000	Closed	06/14/2017	Auto Property Damage / Auto Bodily Injury	Auto Bodily Injury & Property Damage	0	06/02/2017	06/23/2017
						91359.98		

Q30 - FY18 Settlement Claims

Agency	Claim #	Status	Date Open	Loss Description	Claim Type	Paid	Date of Loss	Date Closed
DDOT	1701327-000	Open	12/14/2017	Auto Negligence	Auto Bodily Injury	\$0.00	11/25/2017	
DDOT	1700921-002	Open	11/15/2017	Negligent Maintenance of Public Space	Auto Bodily Injury	\$0.00	08/20/2017	
DDOT	1701246-001	Open	11/27/2017	Failure to Yield Right of Way	Auto Bodily Injury	\$0.00	10/13/2017	
DDOT	1701082-000	Closed Denied	10/19/2017	Rear End Collision	Auto Bodily Injury	\$0.00	09/28/2017	12/15/2017
DDOT	1701037-000	Open	10/04/2017	Slip, Trip & Fall	General Liability	\$0.00	09/07/2017	
DDOT	1701076-000	Open	10/17/2017	Slip, trip & falls	General Liability	\$0.00	05/23/2017	
DDOT	1701174-000	Open	11/13/2017	Slip, Trip & Fall	General Liability	\$0.00	10/07/2017	
DDOT	1701183-000	Open	11/14/2017	Slip, Trip & Fall	General Liability	\$0.00	05/15/2017	
DDOT	1701187-000	Open	11/14/2017	Slip, trip & Falls	General Liability	\$0.00	09/27/2017	
DDOT	1701215-000	Open	11/20/2017	Tree Claim	General Liability	\$0.00	07/14/2017	
DDOT	1701189-000	Open	11/14/2017	Slip, trip & falls / Negligent maintenance of public space	General Liability	\$0.00	07/19/2017	
DDOT	1701223-000	Open	11/21/2017	Slip, Trip & Falls	General Liability	\$0.00	10/27/2017	
DDOT	1701225-000	Open	11/21/2017	Slip, Trip & Fall	General Liability	\$0.00	05/18/2017	
DDOT	1701441-000	Open	01/18/2018	Slip, Trip & Fall	General Liability	\$0.00	11/10/2017	
DDOT	1701456-000	Open	01/24/2018	Slip, trips & falls	General Liability	\$0.00	12/11/2017	
DDOT	1701481-000	Open	01/31/2018	General liability	General Liability	\$0.00	07/19/2017	
DDOT	1701460-000	Open	01/29/2018	Slip, Trip & Falls	General Liability	\$0.00	11/08/2017	
DDOT	1701467-000	Open	01/29/2018	Slip, trip & fall	General Liability	\$0.00	12/05/2017	
DDOT	1701490-000	Open	02/02/2018	Auto Negligence	General Liability	\$0.00	12/13/2017	
DDOT	1800026-000	Open	02/05/2018	Slip, Trip & Fall	General Liability	\$0.00	01/19/2018	
DDOT	1701487-000	Open	02/01/2018	Slip, Trip & Falls	General Liability	\$0.00	12/01/2017	
DDOT	1701488-000	Open	02/01/2018	Slip, Trip & Fall	General Liability	\$0.00	10/26/2017	
DDOT	1601766-000	Open	12/06/2017	Slip, Trip & Fall	General Liability	\$0.00	09/24/2016	
DDOT	1701047-000	Open	10/10/2017	Slip, Trip & Fall / Sidewalk	General Liability	\$0.00	09/22/2017	
DDOT	1701133-000	Open	11/01/2017	Pedestrian Auto Collision	General Liability	\$0.00	05/03/2017	
DDOT	1701133-001	Open	11/01/2017	Pedestrian Auto Collision	General Liability	\$0.00	05/03/2017	
DDOT	1701165-000	Open	11/08/2017	Pothole	General Liability	\$0.00	09/08/2017	
DDOT	1701169-000	Open	11/09/2017	Side, Trip & Fall	General Liability	\$0.00	05/18/2017	
DDOT	1701263-000	Open	11/30/2017	Negligent Handling of Public Space	General Liability	\$0.00	05/17/2017	
DDOT	1701284-000	Open	12/05/2017	Tree claim / Slip Trip & Falls	General Liability	\$0.00	11/24/2017	
DDOT	1701257-000	Open	11/29/2017	Slip, Trip & Fall	General Liability	\$0.00	11/04/2017	
DDOT	1701268-000	Open	12/01/2017	Negligent handling of public space	General Liability	\$0.00	08/18/2017	
DDOT	1701269-000	Open	12/01/2017	Slip, trip & falls	General Liability	\$0.00	11/11/2017	
DDOT	1701405-000	Open	01/09/2018	Slip, Trip & Fall	General Liability	\$0.00	07/01/2017	
DDOT	1701431-000	Open	01/17/2018	Slip, Trips & Falls	General Liability	\$0.00	12/09/2017	
DDOT	1701421-000	Open	01/12/2018	Slip, Trip & Fall	General Liability	\$0.00	08/05/2017	
DDOT	1701425-000	Open	01/16/2018	Slip, Trip & Fall	General Liability	\$0.00	09/25/2017	
DDOT	1800019-000	Open	01/29/2018	General Liability	General Liability	\$0.00	01/02/2018	
DDOT	1701509-000	Open	02/12/2018	Slip, Trip & Falls	General Liability	\$0.00	08/10/2017	
DDOT	1701511-000	Open	02/13/2018	Negligent maintenance of public space	General Liability	\$0.00	12/18/2017	
DDOT	1701501-000	Open	02/08/2018	Slip, Trip & Fall	General Liability	\$0.00	08/13/2017	
DDOT	1701324-000	Open	12/13/2017	Tree Claim	General Liability	\$0.00	08/12/2017	
DDOT	1701325-000	Open	12/14/2017	Negligent handling of property	General Liability	\$0.00	12/01/2017	
DDOT	1701326-000	Open	12/14/2017	General property damage	General Liability	\$0.00	12/04/2017	
DDOT	1701086-000	Closed Accepted	10/19/2017	General Property Damage	General Liability	\$200.00	04/19/2017	01/18/2018
DDOT	1601761-000	Closed Denied	10/19/2017	Slip, Trip & Fall	General Liability	\$0.00	03/31/2016	10/23/2017
DDOT	1701304-000	Closed Denied	12/08/2017	Tree Claim	General Liability	\$0.00	06/19/2017	01/19/2018
DDOT	1701108-000	Closed Denied	10/25/2017	Tree Claim	General Liability	\$0.00	10/04/2017	11/03/2017
DDOT	1701121-000	Closed Denied	10/30/2017	General Personal Injury	General Liability	\$0.00	07/25/2017	12/01/2017
DDOT	1800017-000	Closed Denied	01/26/2018	Slip, Trip & Falls	General Liability	\$0.00	01/08/2018	02/02/2018
DDOT	1701100-000	Closed Denied	10/24/2017	Slip, trip & falls	General Liability	\$0.00	10/14/2017	11/20/2017

Q30 - FY18 Settlement Claims

DDOT	1701232-000	Closed Denied	11/22/2017	Slip, Trip & Fall	General Liability	\$0.00	07/04/2017	12/08/2017
DDOT	1800039-000	Closed Denied	02/13/2018	Non-District Claim	General Liability	\$0.00	01/23/2018	02/14/2018
DDOT	1701111-000	Closed	10/25/2017	General Property Damages	General Liability	\$0.00	10/11/2017	01/10/2018
DDOT	1701131-000	Closed	11/01/2017	Slip, Trip & Fall	General Liability	\$0.00	09/08/2017	01/09/2018
DDOT	1701184-000	Closed	11/14/2017	Slip, Trip & Fall	General Liability	\$0.00	10/26/2017	01/04/2018
DDOT	1701185-000	Closed	11/14/2017	Contractor Negligence	General Liability	\$0.00	09/14/2017	12/11/2017
DDOT	1701219-000	Closed	11/20/2017	Slip, Trip & Fall	General Liability	\$0.00	07/14/2017	12/14/2017
DDOT	1701028-000	Closed	10/03/2017	Slip, Trip & Fall	General Liability	\$0.00	08/27/2017	01/31/2018
DDOT	1701029-000	Closed	10/03/2017	Negligent Maintenance of Public Space / Sidewalk Improvement	General Liability	\$0.00	09/29/2017	12/12/2017
DDOT	1701024-000	Closed	10/02/2017	Tree Claim	General Liability	\$0.00	06/20/2017	10/19/2017
DDOT	1701099-001	Closed	10/24/2017	Slip, Trip & Fall	General Liability	\$0.00	10/17/2017	12/11/2017
DDOT	1701099-000	Closed	10/24/2017	Negligent Maintenance of Public Space	General Liability	\$0.00	10/17/2017	12/11/2017
DDOT	1701088-000	Closed	10/19/2017	General Property Damage	General Liability	\$0.00	09/12/2017	11/29/2017
DDOT	1701084-000	Closed	10/19/2017	Pothole	General Liability	\$0.00	08/12/2017	12/12/2017
DDOT	1701116-000	Closed	10/27/2017	Tree Claim	General Liability	\$0.00	10/16/2017	12/11/2017
DDOT	1701259-000	Closed	11/29/2017	Negligent maintenance of public space	General Liability	\$0.00	10/30/2017	01/05/2018
DDOT	1701312-000	Closed	12/12/2017	Negligent handling of property	General Liability	\$0.00	11/09/2017	02/09/2018
DDOT	1501758-000	Closed	01/02/2018	General Property Damage	General Liability	\$0.00	09/01/2015	01/04/2018
DDOT	1701090-000	Open	10/19/2017	Improper Turning	Auto Property Damage	\$0.00	08/23/2017	
DDOT	1701321-000	Open	12/13/2017	Pothole	Auto Property Damage	\$0.00	10/30/2017	
DDOT	1701061-000	Open	10/13/2017	Pothole	Auto Property Damage	\$0.00	04/19/2017	
DDOT	1800011-000	Open	01/24/2018	Pothole	Auto Property Damage	\$0.00	01/12/2018	
DDOT	1800013-000	Open	01/25/2018	Pothole	Auto Property Damage	\$0.00	01/12/2018	
DDOT	1800012-000	Open	01/24/2018	Roadwork	Auto Property Damage	\$0.00	01/07/2018	
DDOT	1800020-000	Open	01/29/2018	Tree Claim	Auto Property Damage	\$0.00	01/13/2018	
DDOT	1701491-000	Open	02/02/2018	Tree Claim	Auto Property Damage	\$0.00	10/12/2017	
DDOT	1800025-000	Open	02/05/2018	Pothole	Auto Property Damage	\$0.00	01/07/2018	
DDOT	1800027-000	Open	02/06/2018	Pothole	Auto Property Damage	\$0.00	01/15/2018	
DDOT	1701500-000	Open	02/07/2018	Rear end collision	Auto Property Damage	\$0.00	09/20/2017	
DDOT	1701126-000	Open	10/31/2017	Pothole	Auto Property Damage	\$0.00	10/09/2017	
DDOT	1701145-000	Open	11/03/2017	Pothole	Auto Property Damage	\$0.00	10/03/2017	
DDOT	1701244-000	Open	11/27/2017	Negligent maintenance of public space	Auto Property Damage	\$0.00	11/16/2017	
DDOT	1701233-000	Open	11/22/2017	Pothole	Auto Property Damage	\$0.00	11/07/2017	
DDOT	1701238-000	Open	11/27/2017	Pothole	Auto Property Damage	\$0.00	10/30/2017	
DDOT	1701266-000	Open	12/01/2017	Pothole	Auto Property Damage	\$0.00	11/13/2017	
DDOT	1701285-000	Open	12/05/2017	Negligent Maintenance of Public Space	Auto Property Damage	\$0.00	07/24/2017	
DDOT	1701305-000	Open	12/08/2017	Tree claim	Auto Property Damage	\$0.00	05/11/2017	
DDOT	1701262-000	Open	11/30/2017	Pothole	Auto Property Damage	\$0.00	11/14/2017	
DDOT	1701409-000	Open	01/10/2018	Pothole	Auto Property Damage	\$0.00	12/17/2017	
DDOT	1701411-000	Open	01/10/2018	Pothole	Auto Property Damage	\$0.00	09/13/2017	
DDOT	1800004-000	Open	01/16/2018	Pothole	Auto Property Damage	\$0.00	01/07/2018	
DDOT	1701439-000	Open	01/18/2018	Pothole	Auto Property Damage	\$0.00	11/14/2017	
DDOT	1800007-000	Open	01/19/2018	Pothole	Auto Property Damage	\$0.00	01/14/2018	
DDOT	1701470-000	Open	01/30/2018	Pothole	Auto Property Damage	\$0.00	11/21/2017	
DDOT	1701473-000	Open	01/30/2018	Pothole	Auto Property Damage	\$0.00	12/24/2017	
DDOT	1800028-000	Open	02/07/2018	Pothole	Auto Property Damage	\$0.00	02/05/2018	
DDOT	1800036-000	Open	02/13/2018	Pothole	Auto Property Damage	\$0.00	01/10/2018	
DDOT	1701495-000	Open	02/05/2018	Tree Claim	Auto Property Damage	\$0.00	08/31/2017	
DDOT	1800031-000	Open	02/09/2018	Negligent Maintenance of Public Space	Auto Property Damage	\$0.00	01/20/2018	
DDOT	1800032-000	Open	02/09/2018	Auto Negligence	Auto Property Damage	\$0.00	01/31/2018	
DDOT	1800037-000	Open	02/13/2018	Pothole	Auto Property Damage	\$0.00	01/12/2018	
DDOT	1800038-000	Open	02/13/2018	Pothole	Auto Property Damage	\$0.00	02/04/2018	

Q30 - FY18 Settlement Claims

DDOT	1701333-000	Open	12/18/2017	Pothole	Auto Property Damage	\$0.00	12/06/2017	
DDOT	1701335-000	Open	12/18/2017	Slip, Trip & Fall	Auto Property Damage	\$0.00	11/30/2017	
DDOT	1701337-000	Open	12/18/2017	Negligent maintenance of public space	Auto Property Damage	\$0.00	12/06/2017	
DDOT	1701358-000	Open	12/21/2017	Pothole	Auto Property Damage	\$0.00	12/07/2017	
DDOT	1701363-000	Open	12/27/2017	Tree Claim	Auto Property Damage	\$0.00	11/06/2017	
DDOT	1701364-000	Open	12/27/2017	Pothole	Auto Property Damage	\$0.00	12/10/2017	
DDOT	1701378-000	Open	12/29/2017	Negligent Maintenance of Public Space	Auto Property Damage	\$0.00	07/09/2017	
DDOT	1701380-000	Open	12/29/2017	Pothole	Auto Property Damage	\$0.00	12/08/2017	
DDOT	1701287-000	Closed Accepted	12/06/2017	Pothole	Auto Property Damage	\$472.05	11/10/2017	01/18/2018
DDOT	1701270-000	Closed Accepted	12/04/2017	Pothole	Auto Property Damage	\$232.65	11/08/2017	01/18/2018
DDOT	1701026-000	Closed Denied	10/02/2017	Negligent Maintenance of Public Space / Roadwork	Auto Property Damage	\$0.00	08/29/2017	11/07/2017
DDOT	1701056-000	Closed Denied	10/11/2017	Pothole	Auto Property Damage	\$0.00	09/19/2017	11/13/2017
DDOT	1701066-000	Closed Denied	10/16/2017	Negligent maintenance of public space	Auto Property Damage	\$0.00	09/13/2017	01/24/2018
DDOT	1701078-000	Closed Denied	10/18/2017	Pothole	Auto Property Damage	\$0.00	04/13/2017	10/18/2017
DDOT	1701043-000	Closed Denied	10/05/2017	Negligent Maintenance of Public Space / Roadwork	Auto Property Damage	\$0.00	09/25/2017	12/13/2017
DDOT	1701228-000	Closed Denied	11/21/2017	Tree Claim	Auto Property Damage	\$0.00	07/25/2017	12/08/2017
DDOT	1701153-000	Closed Denied	11/06/2017	Negligent Maintenance of Public Space- Road Debris	Auto Property Damage	\$0.00	10/20/2017	11/27/2017
DDOT	1701221-000	Closed Denied	11/20/2017	Negligent Maintenance of Public Space	Auto Property Damage	\$0.00	09/13/2017	01/24/2018
DDOT	1701311-000	Closed Denied	12/11/2017	Auto Negligence	Auto Property Damage	\$0.00	07/10/2017	01/18/2019
DDOT	1701179-000	Payment Pending	11/13/2017	Pothole	Auto Property Damage	\$0.00	09/09/2017	
DDOT	1701222-000	Payment Pending	11/21/2017	Pothole	Auto Property Damage	\$0.00	11/14/2017	
DDOT	1701036-000	Closed	10/04/2017	Tree Claim	Auto Property Damage	\$0.00	09/28/2017	01/10/2018
DDOT	1701038-000	Closed	10/05/2017	Negligent Maintenance of Public Space / Manhole	Auto Property Damage	\$0.00	08/12/2017	12/12/2017
DDOT	1701065-000	Closed	10/16/2017	Pothole	Auto Property Damage	\$0.00	09/06/2017	11/14/2017
DDOT	1701052-000	Closed	10/11/2017	Pothole	Auto Property Damage	\$0.00	08/09/2017	12/14/2017
DDOT	1701317-000	Closed	12/12/2017	Tree Claim	Auto Property Damage	\$0.00	08/12/2017	01/09/2018
DDOT	1701217-000	Closed	11/20/2017	Tree Claim	Auto Property Damage	\$0.00	07/14/2017	12/18/2017
DDOT	1701303-000	Closed	12/08/2017	Auto Neligence	Auto Property Damage	\$0.00	09/05/2017	02/05/2018
DDOT	1701115-000	Closed	10/26/2017	Pothole	Auto Property Damage	\$0.00	10/04/2017	12/01/2017
DDOT	1701113-000	Closed	10/26/2017	Pothole	Auto Property Damage	\$0.00	06/13/2017	01/29/2018
DDOT	1701130-000	Closed	10/31/2017	Negligent maintenance of public space	Auto Property Damage	\$0.00	10/23/2017	12/01/2017
DDOT	1701172-000	Closed	11/09/2017	Pothole	Auto Property Damage	\$0.00	10/28/2017	12/01/2017
DDOT	1701155-000	Closed	11/07/2017	Roadwork	Auto Property Damage	\$0.00	02/01/2017	11/07/2017
DDOT	1701235-000	Closed	11/22/2017	Pothole	Auto Property Damage	\$0.00	10/27/2017	12/18/2017
DDOT	1701249-000	Closed	11/28/2017	Negligent maintenance of public space	Auto Property Damage	\$0.00	03/06/2017	02/01/2018
DDOT	1701245-000	Closed	11/27/2017	Pothole	Auto Property Damage	\$0.00	10/21/2017	01/04/2018
DDOT	1701267-000	Closed	12/01/2017	Pothole	Auto Property Damage	\$0.00	11/13/2017	01/29/2018
DDOT	1701264-000	Closed	12/01/2017	Pothole	Auto Property Damage	\$0.00	11/10/2017	01/10/2018
DDOT	1701438-000	Closed	01/18/2018	Negligent Maintenance of Public Space	Auto Property Damage	\$0.00	09/13/2017	02/05/2018
DDOT	1701344-000	Closed	12/19/2017	Roadwork	Auto Property Damage	\$0.00	12/18/2017	02/08/2018
DDOT	1701345-000	Closed	12/20/2017	Tree Claim	Auto Property Damage	\$0.00	10/12/2017	02/05/2018
DDOT	1701352-000	Closed	12/20/2017	Negligent Maintenance of Public Space	Auto Property Damage	\$0.00	10/23/2017	01/11/2018
DDOT	1701246-000	Open	11/27/2017	Failure to Yield Right of Way	Auto Bodily Injury & Property Damage	\$0.00	10/13/2017	
DDOT	1701302-000	Closed	12/07/2017	Negligent Maintenance of Public Space	Auto Bodily Injury & Property Damage	\$0.00	06/06/2017	02/05/2018
						\$904.70		

DDOT Active Streetscape Projects

Project

14th Street NW

Oregon Avenue

Kennedy Street NW, Phase I

4th/Cedar/Blair

Maryland Avenue NE

Reconstruction of Hill East WaterFront-

Minnesota Avenue Phase II

Southern Avenue Phase I

Florida Avenue NW/9th St NW

Cleveland Park

Kennedy Street NW, Phase II

Eastern Avenue NE/NW

Rhode Island Avenue NE

Ivy City

C Street NE

Florida Avenue NE

Pennsylvania/Minnesota

Southern Avenue Phase II

Martin Luther King, Jr. Avenue SE phase I

Pennsylvania Avenue West

Massachusetts Avenue

Dupont North/Connecticut Avenue

Aspen Street NW

New York Avenue Streetscape and Trail

Pennsylvania/Potomac

Martin Luther King, Jr. Avenue SE phase II

Pennsylvania Avenue East

Tenleytown Station Access

Southeast Boulevard & Barney Circle

Alabama Avenue

Updated 2/14/18

Description

Rehabilitation of 14th Street from Thomas Circle to Florida Avenue, including upgrades to existing bicycle lanes.

Reconstruction and safety improvements on Oregon Avenue NW, including installation of new sidewalks.

Revitalization of Kennedy Street from Georgia to N Capital, improving safety, pedestrian access, and streetscape.

Traffic safety improvements at 4th/Cedar/Blair intersection in Takoma Park

Rehabilitation of Maryland Avenue from 2nd Street NE to 14th Street NE to improve pedestrian safety, improve access to transit, and include bicycle lanes.

Installation of new street infrastructure, including drainage, streetlights, pedestrian and bicycle facilities.

Revitalization of Minnesota Avenue from A Street NE to Sherriff Road and upgrades to lighting, tree planting, and sidewalks. Safety improvements at Minnesota and Benning Road.

Southern Ave SE, between South Capitol Street SE and Barnaby Road SE including traffic calming, pedestrian and bicycle facilities.

Reconstruction of Florida Ave and 9th Street from T Street to Barry Place with pavement rehabilitation and streetscape improvements, including improved sidewalks and bike lanes.

Streetscape and stormwater management on Connecticut Avenue from Quebec Street to Macomb Street, including improvements to pedestrian access along service lane and at Ordway.

Reconstruction of Kennedy Street NW from Georgia Avenue to 16th Street, including reconfiguration of Kennedy/14th/Colorado.

Reconstruction of Eastern Avenue from New Hampshire to Whittier for improved pedestrian access and safety.

Streetscape improvements from 4th Street NE to Eastern Ave NE with improved lighting, tree planting, and sidewalks.

Green infrastructure and tree installation in Ivy City neighborhood.

Streetscape, bicycle, and pedestrian safety improvements along C Street NE from 21st Street NE to 15th Street NE.

Safety and operational improvements from 2nd Street NE to 14th Street NE, including widened sidewalks and protected bicycle lanes from 2nd to West Virginia.

Rehabilitation and upgrade of intersection and consolidation/transfer of green space to improve safety and operations.

Southern Avenue from Barnaby Rd to 13th Street SE, including pedestrian and traffic safety improvements.

Safety improvements and pavement reconstruction/resurfacing from Milwaukee Place SE to 4th Street SE, with lighting and green infrastructure upgrades.

Streetscape of Pennsylvania Ave NW from 17th St NW to Washington Circle including a separate cycle track, double rows of trees.

Rehabilitation of Massachusetts Avenue from Dupont Circle to Waterside Drive. Pavement rehabilitation/resurfacing along the corridor, with other streetscape improvements.

Streetscape of Connecticut Avenue, from Dupont Circle to California Street including deckover of Dupont Circle underpass.

Rehabilitation and widening of Aspen Street from 16th Street to Georgia Avenue adjacent to Walter Reed to provide continuous sidewalk and off-street bike trail.

Trail and streetscape upgrades from Penn Ave NE to Bladensburg Road NE.

Streetscape and intersection improvement for Pennsylvania Avenue SE and Potomac Avenue SE
Safety improvements and pavement reconstruction/resurfacing from 4th Street SE to South Capitol Street, with lighting and green infrastructure upgrades.

Feasibility study to identify the existing transportation conditions and capacity needs for all modes on Pennsylvania Avenue NW between 3rd Street to 15th Street.

Access and streetscape improvements at Albermarle Street NW and Fort Drive NW

Environmental Assessment to convert existing facility into an urban boulevard consistent with its surrounding context. Project area is from Pennsylvania Ave/Barney Circle SE to 11th Street SE.

Streetscape to improve pedestrian and bicyclist safety and reduce speeding along the corridor.

Ward	Status	Projected Construction Cost (current year \$)		Anticipated Construction Start	Anticipated Construction End
1/2	Construction	\$	16,700,000	Feb-18	May-19
3/4	Construction	\$	20,200,000	Oct-18	Feb-21
4	Construction	\$	11,000,000	Oct-16	Apr-18
4	Construction	\$	2,000,000	Sep-18	Sep-19
6	Construction	\$	23,000,000	Aug-17	Aug-20
7	Construction	\$	10,000,000	Oct-18	Oct-19
7	Construction	\$	20,000,000	Sep-17	Oct-19
8	Construction	\$	16,000,000	Nov-18	Nov-20
1	Final Design	\$	5,500,000	Apr-19	Apr-20
3	Final Design	\$	16,000,000	Apr-19	Oct-20
4	Final Design	\$	7,000,000	Jun-19	Oct-20
4	Final Design	\$	6,000,000	Feb-19	
5	Final Design	\$	20,600,000	Mar-20	Mar-22
5	Final Design	\$	1,200,000	Jul-18	Jan-20
6/7	Final Design	\$	11,600,000	Mar-20	Mar-22
6	Final Design	\$	20,600,000	Mar-20	Mar-22
7	Final Design	\$	11,100,000	Mar-20	Sep-21
8	Final Design	\$	8,000,000	Jan-20	Jul-21
8	Final design	\$	6,000,000	Sep-19	Nov-20

2	Preliminary Design	\$	30,000,000	Mar-21	Mar-23
2	Preliminary Design	\$	8,000,000	Apr-19	Apr-20
2	Preliminary Design	\$	25,000,000	Jul-20	Jul-22
4	Preliminary Design	\$	6,000,000	Sep-20	Sep-21
5	Preliminary Design	\$	27,000,000	TBD	TBD
6	Preliminary Design	\$	10,000,000	Aug-20	Aug-21
8	Final design	\$	6,000,000	Sep-20	Sep-21
2	Planning	\$	19,800,000	TBD	TBD
3	Planning	\$	10,000,000	TBD	TBD
6	Planning	\$	200,000,000	TBD	TBD
8	Planning	\$	6,230,627	TBD	TBD



Mayor Muriel Bowser's

AlleyPalooza 6

October 10, 2017

d.

2/20/2018

Prepared by: Shanelle Goode, Program Analyst

d.

Jeff Marootian, Director
Todd McIntyre, Chief of Staff
Suzette Robinson, Chief Operations Officer
Aaron Horton, Chief of Maintenance Division
Joseph Dorsey, Scheduling/Planner
Art Arias, Construction Supervisor
Srinath Ananth, Project Engineer

Selection Criteria

Primary Criteria: All AlleyPalooza 6 locations are in poor condition or worse with a rating of 54 or lower.

Alley Condition Rating Scale						
GOOD	SATISFACTORY	FAIR	POOR	VERY POOR	SERIOUS	FAILED
100 -- 85	84 -- 70	69 -- 55	54 -- 40	39 -- 25	24 -- 11	10 -- 0

<u>Color Key</u>	<u>Status</u>
Gray/White	Proposed
Yellow	Scheduled/Under Construction
Green	Completed

Ward 1 Locations

<u>NO.</u>	<u>WORK ORDER (SR YEAR)</u>	<u>SQUARE NUMBER</u>	<u>ANC</u>	<u>LOCATION</u>	<u>MATERIAL</u>	<u>ACTUAL START DATE</u>	<u>DATE COMPLETED</u>	<u>RATING</u>
1	423982	2832	1A	3553 11 th Street NW	Concrete			54
2	390776 (2013)	305	1B	1910 11 th Street NW*	Brick			37
3	438490 (2014)	358	1B	2120 Vermont Avenue NW	Asphalt Block			43
4	603165	2845	1A	3212 Sherman Avenue NW	Concrete			40
5	423776 (2014)	2842	1A	1114 Park Road NW	Brick			48
6	603180	2854	1A	2914 13 th Street NW	Concrete			39
7	424777 (2013)	2587	1C	2900 18 th Street NW	Concrete	9/26/2017	10/3/2017	30
8	603728	2541	1C	2328 Ashmead Place NW*	Concrete			46

Ward 1 Locations

(Broader Service Request Information)

NO.	<u>MAIN WORK ORDER</u>	<u>NO. OF WORK ORDERS</u>	<u>NO. OF SERVICE REQUESTS</u>	<u>LOCATION</u>	<u>CONNECTED STREETS TO ALLEY LOCATION</u>	<u>RATING</u>
1	423982	4	8	3553 11 th Street NW	3509-3563 11 th St./1006-1010 Otis Pl./3510-3544 10 th St./1001-1021 Monroe St.	54
2	390776	7	8	1910 11 th Street NW	1902-1942 11 th St./1108-1114 U St./1901-1941 12 th St./1101-1199 T St.	37
3	438490	3	5	2120 Vermont Avenue NW	2108-2120 Vermont Ave./911-933 V St./2109-2133 10 th St./912-924 W St.	43
4	603165	1	0	3212 Sherman Avenue NW	3212-3228 Sherman Ave./1001-1029 Kenyon St./3201-3229 11 th St./1002-1038 Lamont St.	40
5	423776	2	4	1114 Park Road NW	1108-1214 Park Rd./3300-3314 11 th St./1111-1215 Lamont St./3301-3311 13 th St.	48
6	603180	1	0	2914 13 th Street NW	2904-2914 13 th St./1301-1371 Harvard St./2901 14 th St./1300-1316 Columbia Rd.	39
7	424777	2	5	2900 18 th Street NW	2900-2922 18 th St./1820-1826 Harvard St./1821-1845 Summit Pl./Adams Mill Rd.	30
8	603728	1	1	2328 Ashmead Place NW	2308-2328 Ashmead Pl./2311 Connecticut Ave./2040-2070 Belmont Rd.	46

Ward 2 Locations

<u>NO.</u>	<u>WORK ORDER (SR YEAR)</u>	<u>SQUARE NUMBER</u>	<u>ANC</u>	<u>LOCATION</u>	<u>MATERIAL</u>	<u>ACTUAL START DATE</u>	<u>DATE COMPLETED</u>	<u>RATING</u>
1	478957	431	2C	709 D Street NW*	Brick	11/21/2017	11/21/2017	32
2	458454	156	2B	1710 Q Street NW	Brick			21
3	417767	215	2F	1121 Vermont Avenue NW	Concrete			49
4	449446	196	2B	1500 Massachusetts Avenue NW*	Concrete	11/21/2017	11/30/2017	29
5	304717	158	2B	1325 18 th Street NW*	Concrete			54
6	509356	97	2B	1311 21 st Street NW*	Brick	9/26/2017	10/11/2017	18
7	603868	1264E	2E	2439 P Street NW*	Brick			40
8	603869	1290	2E	3335 Dent Place NW	Concrete			36

Ward 2 Locations

(Broader Service Request Information)

<u>NO.</u>	<u>MAIN WORK ORDER</u>	<u>NO. OF WORK ORDERS</u>	<u>NO. OF SERVICE REQUESTS</u>	<u>LOCATION</u>	<u>CONNECTED STREETS TO ALLEY LOCATION</u>	<u>RATING</u>
1	478957	1	2	709 D Street NW	701-799 D St./400-498 7 th St./700-798 E St./401-499 8 th St.	32
2	458454	3	5	1710 Q Street NW	1700-1748 Q St./1526-1540 17 th St./1723-1779 Church St./1525-1545 18 th St.	21
3	417767	1	1	1121 Vermont Avenue NW	1101-1199 Vermont Ave./1100-1198 14 th St./1401-1499 L St.	49
4	449446	3	3	1500 Massachusetts Avenue NW	1500-1598 Massachusetts Ave./1100-1198 15 th St./1501-1599 M St./1101-1199 16 th St.	29
5	304717	4	7	1325 18 th Street NW	Small alley section beside 1329 18 th Street NW	54
6	509356	1	1	1311 21 st Street NW	1311-1337 21 st St./2011-2025 N St./1300-1330 New Hampshire Ave./2012-2040 O St.	18
7	603868	1	1	2439 P Street NW	2439-2599 P St.	40
8	603869	1	1	3335 Dent Place NW	3301-3345 Dent Pl./1640-1670 33 rd St./3308-3346 Reservoir Rd./1647-1675 34 th St.	36

Ward 3 Locations

<u>NO.</u>	<u>WORK ORDER (SR YEAR)</u>	<u>SQUARE NUMBER</u>	<u>ANC</u>	<u>LOCATION</u>	<u>MATERIAL</u>	<u>ACTUAL START DATE</u>	<u>DATE COMPLETED</u>	<u>RATING</u>
1	508446 (2016)	1737	3E	4124 Fessenden Street NW	Concrete	10/24/2017	11/7/2017	27
2	604091 (2017)	1876	3G	3745 Huntington Street NW	Concrete	11/21/2017	11/22/2017	54
3	337023 (2012)	1299	3B	2309 Wisconsin Avenue NW	Asphalt	11/13/2017	11/15/2017	26
4	527572 (2016)	1865	3G	3765 Northampton Street NW	Concrete	10/24/2017	11/7/2017	48
5	443383 (2014)	2106	3C	2918 28 th Street NW	Concrete			29
6	428842 (2014)	1867	3G	3710 McKinley Street NW	Brick	11/21/2017	12/8/2017	21
7	604095	2274	3F	4914 30 th Place NW	Concrete	11/21/2017	12/4/2017	38
8	604085 (2016)	1935	3C	3643 Davis Street NW	Concrete	10/24/2017	10/27/2017	30

Ward 3 Locations

(Broader Service Request Information)

<u>NO.</u>	<u>MAIN WORK ORDER</u>	<u>NO. OF WORK ORDERS</u>	<u>NO. OF SERVICE REQUESTS</u>	<u>LOCATION</u>	<u>CONNECTED STREETS TO ALLEY LOCATION</u>	<u>RATING</u>
1	508446	1	2	4124 Fessenden Street NW	4100-4124 Fessenden St./4910-4916 41 st St./4109-4117 Emery Pl./4911-4917 42 nd St.	27
2	604091	1	1	3745 Huntington Street NW	3701-3747 Huntington St./3700-3726 Ingomar St./5210-5225 Connecticut Ave./5204-5208 38 th St.	54
3	337023	2	3	2309 Wisconsin Avenue NW	2309-2323 Wisconsin Ave./Observatory Ln.	26
4	527572	1	2	3765 Northampton Street NW	3701-3765 Northampton St./5700-5724 Chevy Chase Pkwy./3700-3752 Oliver St./5701 Connecticut Ave.	48
5	443383	1	4	2918 28 th Street NW	2918-2940 28 th St./2800-2812 Cortland Pl./2901-2913 29 th St./2809-2817 Cathedral Ave.	29
6	428842	1	3	3710 McKinley Street NW	3700-3770 McKinley St./5518 Chevy Chase Pkwy./3701-3723 Morrison St./5501 Connecticut Ave.	21
7	604095	1	0	4914 30 th Place NW	4914-4950 30 th Pl./3052-3060 Garrison St./3033 Ellicott St./4909-5025 Linnean Ave.	38
8	604085	1	5	3643 Davis Street NW	3643 Davis St./2613-2619 Wisconsin Ave./3616-3698 Edmunds St./2600-2610 36 th Pl.	30

Ward 4 Locations

<u>NO.</u>	<u>WORK ORDER (SR YEAR)</u>	<u>SQUARE NUMBER</u>	<u>ANC</u>	<u>LOCATION</u>	<u>MATERIAL</u>	<u>ACTUAL START DATE</u>	<u>DATE COMPLETED</u>	<u>RATING</u>
1	444455 (2014)	3135	4C	729 Taylor Street NW	Brick	10/10/2017	10/20/2017	36
2	434799 (2014)	2700	4C	4406 14 th Street NW	Asphalt Block	10/10/2017	11/29/2017	33
3	479802 (2015)	2771	4A	1310 Locust Road NW	Concrete	10/17/2017	10/26/2017	15
4	604176 (2017)	3133	4C	3915 8 th Street NW	Asphalt Block	10/17/2017	11/29/2017	44
5	412691 (2013)	3160	4B	718 Rittenhouse Street NW	Concrete	10/10/2017	10/18/2017	37
6	402689 (2013)	2807	4C	4910 13 th Street NW	Asphalt Block			28
7	428598 (2014)	2013	3G	3321 McKinley Street NW	Concrete	10/10/2017	10/18/2017	31
10/	429759 (2012)	2947	4A	6610 13 th Place NW	Concrete	11/7/2017	11/13/2017	49

Ward 4 Locations

(Broader Service Request Information)

<u>NO.</u>	<u>MAIN WORK ORDER</u>	<u>NO. OF WORK ORDERS</u>	<u>NO. OF SERVICE REQUESTS</u>	<u>LOCATION</u>	<u>CONNECTED STREETS TO ALLEY LOCATION</u>	<u>RATING</u>
1	444455	8	14	729 Taylor Street NW	701-733 Taylor St./4118-4142 7 th St./700-730 Upshur St./4101-4127 8 th St.	36
2	434799	2	2	4406 14 th Street NW	4406-4420 14 th St./1404-1420 Allison St./4407-4423 15 th St./1401-1429 Webster St.	33
3	479802	2	6	1310 Locust Road NW	1300-1376 Locust Rd./7806-7810 13 th St./1301-1371 Kalmia Rd./7809 14 th St.	15
4	604176	1	2	3915 8 th Street NW	3913-3923 8 th St./716-730 Shepherd St./3910-3934 New Hampshire Ave./715 Randolph St.	44
5	412691	3	5	718 Rittenhouse Street NW	718-740 Rittenhouse St./6110-6118 7 th Pl./717-731 Quackenbos St./6121-2167 8 th St.	37
6	402689	6	20	4910 13 th Street NW	4910 13 th St./1301-1333 Emerson St./4901-4913 14 th St./1302-1332 Farragut St.	28
7	428598	4	7	3321 McKinley Street NW	3311-3333 McKinley St./5601-5609 Broad Branch Rd./3302-3328 Northampton St./5600-5620 33 rd St.	31
8	429759	2	5	6610 13 th Place NW	6610-6744 13 th Pl./1224-1242 Aspen St./6601-6665 13 th St./1247-1263 Van Buren St.	49

Ward 5 Locations

<u>NO.</u>	<u>WORK ORDER (SR YEAR)</u>	<u>SQUARE NUMBER</u>	<u>ANC</u>	<u>LOCATION</u>	<u>MATERIAL</u>	<u>ACTUAL START DATE</u>	<u>DATE COMPLETED</u>	<u>RATING</u>
1	604286 (2015)	4507	5D	777 18 th Street NE	Concrete	10/5/2017	10/18/2017	25
2	438645 (2014)	3920	5B	4218 12 th Place NE	Concrete	9/26/2017	9/29/2017	36
3	444176 (2014)	3910	5A	5043 Sargent Road NE	Concrete	9/6/2017	9/13/2017	49
4	499726 (2015)	3501	5E	2801 North Capitol Street NE	Brick	9/6/2017	9/20/2017	18
5	604315	3959	5B	1338 Hamlin Street NE	Concrete	10/17/2017	10/30/2017	54
6	604268 (2016)	4055	5D	1215 Meigs Place NE	Concrete	10/5/2017	10/20/2017	35
7	604317	4015	5B	3114 15 th Street NE	Concrete	10/5/2017	10/16/2017	26
8	447927 (2014)	3994	5A	4442 South Dakota Avenue NE	Concrete	10/10/2017	10/20/2017	54

Ward 5 Locations

(Broader Service Request Information)

<u>NO.</u>	<u>MAIN WORK ORDER</u>	<u>NO. OF WORK ORDERS</u>	<u>NO. OF SERVICE REQUESTS</u>	<u>LOCATION</u>	<u>CONNECTED STREETS TO ALLEY LOCATION</u>	<u>RATING</u>
1	604286	1	8	777 18 th Street NE	765-777 18 th St./1801-1835 H St./748-766 19 th St./1800-1824 Benning Rd.	25
2	438645	2	3	4218 12 th Place NE	4200-4218 12 th Pl./Upshur St./4201-4215 12 th St./Taylor St.	36
3	444176	1	5	5043 Sargent Road NE	5043-5059 Sargent Rd./1225-1275 Gallatin St./5001-5039 13 th Pl./5000-5062 13 th St./1226-1260 Farragut Pl.	49
4	499726	2	8	2801 North Capitol Street NE	2801-2817 N. Capitol St./1-53 Girard St./10-50 Franklin St.	18
5	604315	1	0	1338 Hamlin Street NE	1300-1344 Hamlin St./3001-3021 13 th St./1301-1345 Irving St./3006-3022 14 th St.	54
6	604268	1	2	1215 Meigs Place NE	1215-1275 Meigs Pl./1621-1647 Montello Ave./1206-1286 Holbrook Terr./1600-1646 Trinidad Ave.	35
7	604317	1	0	3114 15 th Street NE	3106-3122 15 th St./1410-1428 Irving St./3101-3111 14 th St./1423-1435 Jackson St.	26
8	447927	2	8	4442 South Dakota Avenue NE	4402-4442 S. Dakota Ave./1412-1424 Michigan Ave./4401-4441 14 th St.	54

Ward 6 Locations

<u>NO.</u>	<u>WORK ORDER (SR YEAR)</u>	<u>SQUARE NUMBER</u>	<u>ANC</u>	<u>LOCATION</u>	<u>MATERIAL</u>	<u>ACTUAL START DATE</u>	<u>DATE COMPLETED</u>	<u>RATING</u>
1	402819 (2015)	831	6C	523 K Street NE	Brick	9/14/2017	9/22/2017	30
2	436984 (2014)	868	6C	627 A Street NE	Brick	2/13/2017		44
3	402889 (2013)	1032	6A	310 14 th Street NE	Brick	9/14/2017	9/29/2017	26
4	402850 (2013)	810	6C	643 4 th Street NE	Brick	1/11/2018		47
5	425073 (2012)	911	6A	811 8 th Street NE	Yellow Brick			34
6	484906 (2015)	835	6C	522 6 th Street NE*	Brick			42
7	387597 (2013)	1036	6B	15 14 th Street SE*	Brick			35
8	426447 (2014)	910	6A	910 9 th Street NE	Brick			20

Ward 6 Locations

(Broader Service Request Information)

<u>NO.</u>	<u>MAIN WORK ORDER</u>	<u>NO. OF WORK ORDERS</u>	<u>NO. OF SERVICE REQUESTS</u>	<u>LOCATION</u>	<u>CONNECTED STREETS TO ALLEY LOCATION</u>	<u>RATING</u>
1	402819	2	8	523 K Street NE	505-523 K St./901-941 5 th St./500-510 I St./910-926 6 th St.	30
2	436984	2	16	627 A Street NE	601-653 A St./7-27 6 th St./600-656 East Capitol St./8-30 7 th St.	44
3	402889	1	1	310 14 th Street NE	310-340 14 th St./1348-1378 C St./301-351 Tennessee Ave./1389 D St.	26
4	402850	1	3	643 4 th Street NE	607-643 4 th St./400-420 F St./604-658 5 th St./401-421 G St.	47
5	425073	4	9	811 8 th Street NE	811-833 8 th St./802-820 H St./802-824 9 th St./801-821 I St.	34
6	484906	1	6	522 6 th Street NE*	504-522 6 th St./503-527 F St./505-535 5 th St./500-520 E St.	42
7	387597	2	3	15 14 th Street SE*	15-19 14 th St./1302-1350 A St./1300-1332 Massachusetts Ave./104-110 13 th St./1301-1357 East Capitol St.	35
8	426447	2	3	910 9 th Street NE	900-936 9 th St./809-815 K St./901-937 8 th St./800-824 I St.	20

Ward 7 Locations

<u>NO.</u>	<u>WORK ORDER (SR YEAR)</u>	<u>SQUARE NUMBER</u>	<u>ANC</u>	<u>LOCATION</u>	<u>MATERIAL</u>	<u>ACTUAL START DATE</u>	<u>DATE COMPLETED</u>	<u>RATING</u>
1	604349	5498	7B	1144 Branch Avenue SE	Concrete			30
2	448566	5050	7F	3816 Blaine Street NE	Concrete	9/6/2017	9/19/2017	54
3	495734	5050	7F	3983 Clay Place NE	Concrete	9/6/2017	9/19/2017	26
4	604354	5001W	7D	200 33 rd Street NE	Concrete			47
5		5669	7B	2116 34 th Street SE	Concrete			25
6		5643	7B	2911 Denver Street SE	Concrete			21
7		5048W	7F	3743 Minnesota Avenue NE	Concrete			35
8		5498	7B	3203 Loud Place SE	Concrete			20

Ward 7 Locations

(Broader Service Request Information)

<u>NO.</u>	<u>MAIN WORK ORDER</u>	<u>NO. OF WORK ORDERS</u>	<u>NO. OF SERVICE REQUESTS</u>	<u>LOCATION</u>	<u>CONNECTED STREETS TO ALLEY LOCATION</u>	<u>RATING</u>
1	604349	1	0	1144 Branch Avenue SE	1106-1144 Branch Ave./1003-1117 Anacostia Rd./20-22 Randle Cir. (20, 21 and 22)/3209-3221 Massachusetts Ave.	30
2	448566	1	5	3816 Blaine Street NE	3816-3830 Blaine St./3801-3815 Minnesota Ave.	54
3	495734	1	3	3983 Clay Place NE	3915-3983 Clay Pl./3821-3847 Minnesota Ave./3908-3984 Blaine St.	26
4	604354	1	7	200 33 rd Street NE	200-262 33 rd St./Clay St./201-253 Anacostia Ave./Blaine St.	47
5	428414	1	1	2116 34 th Street SE		25
6	604357	1	0	2911 Denver Street SE		21
7	604359	1	0	3743 Minnesota Avenue NE		35
8	493311	1	2	3203 Loud Place SE		20

Ward 8 Locations

<u>NO.</u>	<u>WORK ORDER (SR YEAR)</u>	<u>SQUARE NUMBER</u>	<u>ANC</u>	<u>LOCATION</u>	<u>MATERIAL</u>	<u>ACTUAL START DATE</u>	<u>DATE COMPLETED</u>	<u>RATING</u>
1		6117	8C	115 Wayne Place SE	Concrete	10/5/2017	10/10/2017	48
2		5622	8A	1901 Ridge Place SE	Concrete			49
3		5944	8C	3212 10 th Place SE	Concrete	11/7/2017	11/22/2017	51
4		5602	8A	1309 T Street SE	Concrete	11/7/2017	11/22/2017	38
5		5602	8A	1810 13 th Street SE	Concrete	11/7/2017	11/22/2017	45
6		6003	8C	3301 Brothers Place SE	Concrete	10/5/2017	10/17/2017	36
7		5942	8C	3227 9 th Place SE	Concrete	11/7/2017	11/22/2017	50
8		6070	8C	3606 Brothers Place SE	Concrete	10/5/2017	10/10/2017	35

Ward 8 Locations

(Broader Service Request Information)

<u>NO.</u>	<u>MAIN WORK ORDER</u>	<u>NO. OF WORK ORDERS</u>	<u>NO. OF SERVICE REQUESTS</u>	<u>LOCATION</u>	<u>CONNECTED STREETS TO ALLEY LOCATION</u>	<u>RATING</u>
1	604360	1	0	115 Wayne Place SE		48
2	449470	2	2	1901 Ridge Place SE		49
3	604362	1	2	3212 10 th Place SE		51
4	604363	1	0	1309 T Street SE		38
5	449464	1	1	1810 13 th Street SE		45
6	604365	1	0	3301 Brothers Place SE		36
7	604364	1	1	3227 9 th Place SE		50
8	448683	1	2	3606 Brothers Place SE		35

d. delivers



Status	Colors
Completed	
Under Construction	
Scheduled	
Included in the last emailed locations list	
Proposed	
On-Hold/Location Not Found	

2017 Flexi-Pave Location Spreadsheet
 UPDATED ON:
 2/15/2018

S/No.	Ward	Block	Street Name	Quadrant	From	To	Staus	Proposed Start Date	Date	Completed Date
1	5		2900 & 2911 Rhode Island Avenue	NE			COMPLETED	1/30/2017-1/31/2017	1/31/2017	1/31/2017
2	7		4551 Benning Road & 4620 Hillside Road	SE			COMPLETED	2/1/2017	2/1/2017	2/1/2017
3	7		1206 & 1460 Eastern Avenue	NE			COMPLETED	2/2/2017-2/3/2017	2/3/2017	2/3/2017
4	3		4509 River Road	NW			COMPLETED	2/9/2017	2/9/2017	2/9/2017
5	4		2821 Northampton Street	NW			COMPLETED	2/10/2017	2/10/2017	2/10/2017
6	4		6915 33rd Street NW & 240 Quackenbos Street NE	NW & NE				2/13/2017		
7	2		2315 Bancroft Place/ 1821 23rd Street/ 2208 Kalorama Road	NW			COMPLETED	2/14/2017	2/14/2017	2/14/2017
8	6		1229 Linden Place	NE			COMPLETED	2/15/2017	2/15/2017	2/15/2017
9	2		24th Street & 25th Street	NW				2/16/2017		
10	4		5905 32nd Street	NW			Completed w/PCC	2/17/2017	9/14/2017	9/14/2017
11	5		4200 & 4300 19th Street	NE			COMPLETED	2/20/2017-2/24/2017	2/24/2017	2/24/2017
12	5		4400 & 4500 1st Street	NE			COMPLETED	2/27/2017-3/1/2017	3/1/2017	3/1/2017
13	8		315-319 Atlantic Street	SE				3/3/2017	12/12/2017	12/14/2017
14	6		905 Massachusetts Avenue	NE			DELETED-Nothing to Fix	3/13/2017		
15	2		1821 23rd Street	NW				3/14/2017		
16	6		416 & 418 10th Street	NE			COMPLETED w/Flexi Pave	3/15/2017	7/25/2017	7/25/2017
17	7		Branch Avenue & Pennsylvania Avenue	SE			COMPLETED w/Flexi Pave	3/16/2017	7/26/2017	7/26/2017
18	6		1101 E Street	NE				3/20/2017		
19	6		1050 New Jersey Avenue	NW			COMPLETED w/Flexi Pave	3/21/2017	7/31/2017	07/31/2017
20	1		1337 & 1357 Meridian Place	NW			COMPLETED w/Flexi Pave	3/22/2017	7/26/2017	07/26/2017
21	1		2600 14th Street	NW			COMPLETED w/Flexi Pave	3/22/2017	8/18/2017	8/18/2017
22	1		1758 Kenyon Street	NW			COMPLETED w/Flexi Pave	3/23/2017	7/26/2017	7/27/2017
23	3		2749 Arizona Avenue	NW				3/24/2017		
24	7	100	19th Street	SE				3/27/2017		
25	4		3346 Tennyson Street	NW				4/4/2017		
26	5		4414 14th Street	NE			Completed w/Flexi Pave		11/07/2017	11/07/2017
27	3		3750 Jocelyn St	NW						
28	3		4441 & 4452 Volta Place	NW			Completed w/PCC SW		06/27/2017	06/27/2017
29	3		4429 P Street	NW			Completed w/PCC SW		07/07/2017	07/07/2017
30	3		3914 Military Road	NW						
31	2		1700 Johnson Ave	NW			Completed w/Brick SW		06/07/2017	06/07/2017
32	6		325 2nd Street	SE						
33	5		4200 19th place	NE			COMPLETED w/Flexi Pave		07/26/2017	07/26/2017
34	4		211 Sheridan St	NW			Completed w/temp Asphalt		06/22/2017	06/22/2017
35	3		4750 Wisconsin Ave	NW						
36	4		7901 & 7909 Orchid Street	NW					12/4/2017	12/5/2017

37	4		426 Quackenbos St	NW			Completed w/PCC SW		5/5/2017	5/5/2017
38	2		3726 S Street	NW						
39	4		526 Nicholson St	NE					12/4/2017	12/5/2017
40	4		Nicholson St	NW	5th St	8th St	Completed w/PCC SW		06/02/0201	06/02/0201
41	7	200	49th St	NE						
42	1		3100 18th St	NW			W/O#380393-Need SW R/R			
43	5		1209 Taylor Street	NE			Completed w/Flexi Pave		11/08/2017	11/08/2017
44	7		2145, 2120, 2106, 2105 Suitland Terr	SE			COMPLETED w/Flexi Pave		07/21/2017	07/24/2017
45	7		3300 Pennsylvania Ave & Carter St Intersection	SE			COMPLETED w/Flexi Pave	07/25/2017	07/26/2017	07/26/2017
46	6		15th & Constitution Ave	NW			Email-Lowest Priority			
47	4		Longfellow St	NW	13th St	Georgia Ave	Completed w/PCC SW		06/01/2017	06/01/2017
48	8		4600 MLK Ave	SE						
49	5		1010 16th St	NE			COMPLETED w/Flexi Pave		07/31/2017	07/31/2017
50	3		4601 Reno Rd	NW			COMPLETED w/Flexi Pave		11/02/2017	11/02/2017
51	2		1320, 1322, 1324 30th St	NW			Completed w/Brick SW		08/30/2017	09/08/2017
52	5		4116 18th Pl	NE			Completed w/temp Asphalt			06/20/2017
53	4	4000-440	18th St	NW			Completed w/Flexi Pave		08/02/2017	08-04-2017
54	5		700 Buchanan Street	NE			Request ID #1716101		08/28/2017	08/28/2017
55	2		2700 Virignia Avenue	NW						
56	6		18 19th St	SE			COMPLETED w/Flexi Pave	07/27/2017	07/27/2017	07/27/2017
57	1		1718 Euclid St	NW			COMPLETED w/Flexi Pave		08/17/2017	08/17/2017
58	6		15, 27 & 113 19th St	SE			COMPLETED w/Flexi Pave	07/24/2017	07/25/2017	07/25/2017
59		200	20th St	NW						
60	1		2408 19th St	NW			Request # 17-00086911			
61	2		1510 & 1810 13th St	NW			Scheduled		11/16/2017	
62	2		1537 17th St	NW			Scheduled		11/16/2017	
63	2		3726 S St	NW			Request # 15-00155236			
64	2		1712 17th St	NW						
65	5		1332 W St	NE					12/7/2017	12/8/2017
66	4		618 Van Buren St and 605 Van Buren St	NW			Email			
67	3		3939 Military Road	NW			Email			
68	4		5809 8th Street	NE			Email			
69	4		812, 822, and 837 Oglethorpe Street	NE			Email			
70	5		4206, 4208, 4210, 4216, and 4219 12th Place	NE			Email			
71	5		Opposite 4304 12th Place	NE			Email			
72	5		1414, 1416, 1411, 1427, and 1429 Saratoga Avenue	NE			Completed w/Flexi-Pave		10/13/2017	10/13/2017
73	4		713 Webster St	NW			Email-REQUEST NO. 871492			
74	3		5040 Lowell St	NW			Completed w/Flexi-Pave		11/14/2017	11/14/2017
75	4		5848 Eastern Ave	NE			Email/Verbal			
76	4		5451, 5471 & 5481 31st St	NW			SW R/R			
77	4		6211 & 6207 Broad Branch Rd	NW			SW R/R			
78	4		5524 30th Pl	NW			SW R/R			
79	3		5814 Chevy Chase Parkway	NW			Completed w/Flexi-Pave		11/14/2017	11/14/2017
80	5		Opposite 1217 Varnum St	NE			Completed w/Flexi-Pave		11/08/2017	11/08/2017
81	1		1730 Lanier				Email			
82	5		4916 12th St	NE			Completed w/Flexi-Pave		10/24/2017	10/24/2017
83	5		4914 12th St	NE			Completed w/Flexi-Pave		10/24/2017	10/24/2017

[illegible]

FY-17 Local Pavement Restoration List
Updated on December 11, 2017

Local Pavement 2017 List

UPDATED ON:
2/15/2018

Status	Colors
Completed	
Under Construction	
Scheduled	
Proposed	
Substantially Completed	
On-Hold/Location Not Found	

S/No.	Ward	Block	Street Name	Quadrant	From	To	Miles	Length	Width	Staus	Proposed Start Date	Actual Start Date	Completed Date
1	1	2300	6TH STREET	NW	COLLEGE STREET	HOWARD PLACE	0.09	489.74	30	PROPOSED			
2	1	2400	6TH STREET	NW	HOWARD PLACE	FAIRMONT STREET	0.17	908.93	27	PROPOSED			
3	1	3200	6TH STREET	NW	LAMONT STREET (S)	LAMONT STREET (N)	0.02	129.25	30	ON HOLD UNTIL 12/31/2017 / Gas Co.			
4	1	3100	17TH STREET	NW	KILBOURNE PLACE	LAMONT STREET	0.06	294.46	30	PROPOSED			
5	1	2200	19TH STREET	NW	COLUMBIA ROAD	KALORAMA ROAD	0.04	186.94	29	COMPLETED	9/25/2017	9/26/2017	10/25/2017
6	1	3100	19TH STREET	NW	KENYON STREET	KILBOURNE PLACE	0.07	374.56	36	COMPLETED	9/25/2017	9/29/2017	9/29/2017
7	1	3100	19TH STREET	NW	KILBOURNE PLACE	LAMONT STREET	0.08	401.19	30	COMPLETED	9/25/2017	9/29/2017	9/29/2017
8	1	3300	19TH STREET	NW	MONROE STREET	INGLESIDE TERR., NEWTON ST	0.06	321.56	29	PROPOSED			
9	1	2300	ASHMEAD PLACE	NW	CONNECTICUT AVENUE	20TH ST / BELMONT RD	0.15	785.33	30	Home Renovation (Dumpster)			
10	1	2300	HAWTHORNE STREET	NW	CATHEDRAL AVENUE	CONNECTICUT AVENUE	0.18	950.65	14	PROPOSED			
11	1	3300	HOLMEAD PLACE	NW	PARK ROAD	MONROE STREET	0.07	379.52	30	COMPLETED	9/25/2017	9/25/2017	10/25/2017
12	1	600	HOWARD PLACE	NW	6TH STREET	GEORGIA AVENUE	0.06	334.31	30	PROPOSED			
13	1	1800	INGLESIDE TERRACE	NW	18TH STREET	19TH ST, NEWTON ST	0.02	1107.27	30	Home Renovation (Dumpster)			
14	1	1700	LANIER PLACE	NW	ONTARIO ROAD	ADAMS MILL ROAD	0.19	983.72	30	ON HOLD UNTIL 12/31/2017 / Gas Co.			
15	1	600	MORTON STREET	NW	DEAD END	GEORGIA AVENUE	0.12	632.62	28	Existing Utility Work			
16	1	700	MORTON STREET	NW	GEORGIA AVENUE	SHERMAN AVENUE	0.16	863.66	30	Existing Utility Work			
17	1	2600	MOZART PLACE	NW	FULLER STREET	COLUMBIA ROAD	0.06	340.91	24	Existing Utility Work			
18	1	600	NEWTON PLACE	NW	6TH STREET	GEORGIA AVENUE	0.10	537.51	20	Scoped on 8/9/2017	No Work Required		
19	1	600	QUEBEC PLACE	NW	PARK PLACE	WARDER STREET	0.11	586.94	30	Existing Utility Work			
20	1	700	QUEBEC PLACE	NW	WARDER STREET	GEORGIA AVENUE	0.16	862.43	30	Existing Utility Work			

FY-17 Local Pavement Restoration List

Updated on December 11, 2017

21	1	1800	VERNON STREET	NW	18TH STREET, U STREET	19TH STREET	0.12	635.88	30	COMPLETED	9/25/2017	9/25/2017	9/27/2017
22	1	200 & 300	W STREET	NW	2ND STREET (N)	4TH STREET	0.17	880.02	30	PROPOSED			
23	1	2600	WOODLEY PLACE	NW	CALVERT STREET	WOODLEY ROAD	0.14	744.24	25	UNDER CONSTRUCTION	9/18/2017	9/28/2017	
24	2	1200	5TH STREET	NW	M STREET	N STREET	0.11	572.62	32	Pepco Manhole needs to be reset			
25	2	1300	5TH STREET	NW	N STREET	O STREET	0.09	485.74	31	Pepco Manhole needs to be reset			
26	2	1100	26TH STREET	NW	PENNSYLVANIA AVENUE	M STREET	0.08	409.56	32	PROPOSED			
27	2	900-1100	30TH STREET	NW	INTERSTATE 66, K ST, WHITEH	M STREET	0.18	965.92	28	Existing Utility Work			
28	2	2200	CALIFORNIA STREET	NW	PHELPS PLACE	23RD STREET	0.09	500.72	30	COMPLETED	9/18/2017	10/17/2017	11/15/2017
29	2	2300	CALIFORNIA STREET	NW	23RD STREET	24TH STREET	0.11	564.46	30	COMPLETED	9/18/2017	10/17/2017	11/15/2017
30	2	2400	CALIFORNIA STREET	NW	24TH STREET	MASSACHUSETTS AVENUE	0.14	762.62	30	COMPLETED	9/18/2017	10/17/2017	11/15/2017
31	2	1700	D STREET	NW	17TH STREET	18TH STREET	0.12	643.79	34	UNDER CONSTRUCTION	9/18/2017	10/24/2017	
32	2	1700	DE SALES STREET	NW	17TH STREET	CONNECTICUT AVENUE	0.11	592.86	36	PROPOSED			
33	2	3200	GRACE STREET	NW	WISCONSIN AVENUE	CECIL PLACE	0.06	324.94	20	PROPOSED			
34	2	3200	GRACE STREET	NW	CECIL PLACE	POTOMAC STREET	0.06	309.30	20	PROPOSED			
35	2	2400	I STREET	NW	NEW HAMPSHIRE AVENUE	25TH STREET	0.08	420.33	37	UNDER CONSTRUCTION	10/23/2017	11/6/2017	
36	2	2100	LEROY PLACE	NW	COLUMBIA RD, CONN. AVE	PHELPS PLACE	0.13	705.10	29	COMPLETED	9/25/2017	9/29/2017	10/9/2017
37	2	1700	N STREET	NW	17TH STREET	18TH STREET	0.17	907.73	32	Existing Construction (Condominiums)			
38	2	2200	N STREET	NW	22ND STREET	23RD STREET	0.07	368.59	32	UNDER CONSTRUCTION	10/23/2017	11/20/2017	
39	2	3100	N STREET	NW	31ST STREET	WISCONSIN AVENUE	0.10	519.96	29	COMPLETED	9/25/2017	9/25/2017	10/19/2017
40	2	1700	S STREET	NW	NEW HAMPSHIRE AVENUE	18TH STREET	0.13	679.14	32	Home Renovation (Dumpster)			
41	2	1900	S STREET	NW	19TH STREET	20TH STREET	0.08	411.03	32	PROPOSED			
42	2	1600	T STREET	NW	16TH STREET	NEW HAMPSHIRE AVENUE	0.07	391.64	32	UNDER CONSTRUCTION	9/18/2017	10/2/2017	
43	2	1900	T STREET	NW	19TH STREET	FLORIDA AVENUE (W) NW	0.03	184.20	32	COMPLETED	9/18/2017	9/21/2017	10/19/2017
44	2	400	2ND STREET	SW	D STREET	VIRGINIA AVENUE	0.10	506.79	35	SCHEDULED	10/23/2017		
45	2	200	12TH STREET	SW	INDEPENDENCE AVENUE	C STREET	0.11	581.38	28	COMPLETED	10/23/2017	11/20/2017	12/1/2017

FY-17 Local Pavement Restoration List

Updated on December 11, 2017

46	2	400, 500	12TH STREET	SW	MARYLAND AVENUE	MAINE AVENUE (N) SW	0.11	602.62	30	COMPLETED	10/23/2017	11/20/2017	12/1/2017
47	2	400, 500	E STREET	SW	4TH STREET	6TH STREET	0.13	667.88	40	SCHEDULED	10/23/2017		
48	3	2700	38TH STREET	NW	DEAD END (Call Tree)	FULTON STREET	0.04	221.87	29	UNDER CONSTRUCTION	10/23/2017	10/23/2017	
49	3	2800	38TH STREET	NW	FULTON STREET (Call Tree)	GARFIELD STREET	0.09	488.65	30	UNDER CONSTRUCTION	10/23/2017	10/23/2017	
50	3	2200	40TH PLACE	NW	BENTON STREET	BEECHER STREET	0.08	450.04	30	COMPLETED	5/30/2017	6/19/2017	6/23/2017
51	3	2300	40TH PLACE	NW	BEECHER STREET	CALVERT STREET	0.04	229.79	30	COMPLETED	5/30/2017	6/19/2017	6/23/2017
52	3	3800	45TH STREET	NW	MASSACHUSETTS AVENUE	SEDGWICK STREET	0.08	404.72	34	UNDER CONSTRUCTION	11/27/2017	1/24/2018	
53	3	4300	45TH STREET	NW	WINDOM PLACE	YUMA STREET	0.05	273.55	30	COMPLETED	11/27/2017	12/4/2017	12/11/2017
54	3	4400	48TH STREET	NW	ALTON PLACE	ALBEMARLE STREET	0.06	295.05	30				
55	3	4500	48TH STREET	NW	ALBEMARLE STREET	BUTTERWORTH PLACE	0.06	324.61	33				
56	3	4500	48TH STREET	NW	BUTTERWORTH PLACE	BRANDYWINE STREET	0.06	325.33	34				
57	3	4600	48TH STREET	NW	BRANDYWINE STREET	CHESAPEAKE STREET	0.09	489.06	28	DC PLUG Location			
58	3	4700	48TH STREET	NW	CHESAPEAKE STREET	DAVENPORT STREET	0.07	390.03	33	DC PLUG Location			
59	3	4800	48TH STREET	NW	DAVENPORT STREET	ELLCOTT STREET	0.08	441.77	34				
60	3	2800	ALLENDALE PLACE	NW	DEAD END	LINNEAN AVENUE	0.07	390.10	30	COMPLETED	9/25/2017	9/26/2017	10/19/2017
61	3	4600	CATHEDRAL AVENUE	NW	FOXHALL ROAD	DEAD END	0.06	332.44	30	COMPLETED	9/25/2017	9/25/2017	10/19/2017
62	3	3500	DAVENPORT STREET	NW	CONNECTICUT AVENUE	36TH STREET	0.09	489.47	35	Existing Building Construction			
63	3	3600	DAVENPORT STREET	NW	36TH STREET	RENO ROAD	0.09	476.77	30	Existing Building Construction			
64	3	3700	DAVENPORT STREET	NW	RENO ROAD	GRANT ROAD (W)	0.07	383.19	30	Existing Building Construction			
65	3	3800	DAVENPORT STREET	NW	GRANT ROAD (W)	NEBRASKA AVENUE	0.05	250.94	30	Existing Building Construction			
66	3	4900	KLINGLE STREET	NW	ARIZONA AVENUE	WEAVER TERRACE	0.06	309.37	31	COMPLETED	10/23/2017	11/1/2017	11/6/2017
67	3	5000	KLINGLE STREET	NW	WEAVER TERRACE	51ST PLACE	0.19	980.83	28	COMPLETED	10/23/2017	11/1/2017	11/6/2017

FY-17 Local Pavement Restoration List
Updated on December 11, 2017

68	3	4400	MACOMB STREET		44TH STREET	45TH STREET	0.13	689.44	30	COMPLETED	7/19/2017	7/19/2017	9/5/2017
69	3	4500	MACOMB STREET		45TH STREET	NEBRASKA AVENUE	0.1	533.23	29	COMPLETED	7/19/2017	7/19/2017	9/5/2017
70	3	4900	PALISADE LANE	NW	LOUGHBORO ROAD	WATSON STREET	0.06	307.59	31	UNDER CONSTRUCTION	11/27/2017	1/24/2018	
71	3	5000	PALISADE LANE	NW	WATSON STREET	PARTRIDGE LANE	0.03	184.37	29	UNDER CONSTRUCTION	11/27/2017	1/24/2018	
72	3	5000	PALISADE LANE	NW	PARTRIDGE LANE	MANNING PLACE	0.03	159.47	30	UNDER CONSTRUCTION	11/27/2017	1/24/2018	
73	3	5100	PALISADE LANE	NW	MANNING PLACE	DEAD END	0.14	759.45	30	UNDER CONSTRUCTION	11/27/2017	1/24/2018	
74	3	4400	SEDGWICK STREET	NW	44TH STREET	45TH STREET	0.2	1058.12	34	COMPLETED	10/23/2017	12/11/2017	
75	3	2900, 3000	VAN NESS STREET	NW	DEAD END	CONNECTICUT AVENUE	0.13	687.41	34	Building Construction			
76	4	6900	6TH STREET	NW	BUTTERNUT STREET	CEDAR STREET	0.08	430.16	30	COMPLETED	8/14/2017	8/28/2017	9/7/2017
77	4	5700	7TH STREET	NW	MADISON STREET	MISSOURI AVENUE (S)	0.04	231.63	30	COMPLETED	8/14/2017	8/18/2017	10/20/2017
78	4	3700	9TH STREET	NW	ROCK CREEK CHURCH ROAD	QUINCY STREET	0.11	574.07	24	COMPLETED	8/14/2017	8/23/2017	8/25/2017
79	4	4800	18TH STREET	NW	BLAGDEN AVENUE	BLAGDEN TERRACE	0.04	230.25	32	SUBSTANTIALLY COMPLETE	10/23/2017	10/30/2017	
80	4	4800	18TH STREET	NW	BLAGDEN TERRACE	COLORADO AVENUE	0.04	230.69	30	SUBSTANTIALLY COMPLETE	10/23/2017	10/30/2017	
81	4	6500, 6400, 6500	32ND STREET	NW	WORTHINGTON ST (S)	TENNYSON STREET	0.21	1100.00	30	COMPLETED	8/14/2017	8/21/2017	8/31/2017
82	4	6200	32ND PLACE	NW	STEPHENSON PLACE	TENNYSON STREET	0.11	570.57	30	COMPLETED	8/14/2017	8/21/2017	8/31/2017
83	4	5700	33RD STREET	NW	NORTHAMPTON STREET	OLIVER STREET	0.06	328.81	28	Scoped on 7/31/2017	No Work Required		
84	4	800	HAMILTON STREET	NW	ILLINOIS AVENUE	9TH STREET	0.01	63.46	31	Existing Utility Work (Plates)			
85	4	1000, 1100, 1200	HAMILTON STREET	NW	GEORGIA AVENUE	13TH STREET	0.11	604.14	30	Scoped on 7/7/2017	No Work Required		
86	4	6300	LUZON AVENUE	NW	16TH ST, SOMERSET PL	TUCKERMAN STREET	0.07	362.23	30	COMPLETED	8/14/2017	8/14/2017	8/31/2017
87	4	6400	LUZON AVENUE	NW	TUCKERMAN STREET	UNDERWOOD STREET	0.12	656.25	30	COMPLETED	8/14/2017	8/14/2017	8/31/2017
88	4	6500	LUZON AVENUE	NW	UNDERWOOD STREET	14TH ST, VAN BUREN ST	0.07	393.56	30	COMPLETED	8/14/2017	8/14/2017	8/31/2017
89	4	300	MADISON STREET	NW	3RD STREET (S)	3RD PLACE (S)	0.05	265.39	28	Scoped on 8/2/2017	No Work Required		
90	4	6900	MAPLE STREET	NW	SANDY SPRING ROAD	VINE STREET	0.06	328.31	25	COMPLETED	8/14/2017	8/25/2017	8/28/2017
91	4	1600	MONTAGUE STREET	NW	16TH STREET	DEAD END	0.11	557.16	30	PROPOSED	10/16/2017		
92	4	2700	NEWLANDS STREET	NW	27TH STREET	28TH STREET	0.07	363.05	34	SCHEDULED	8/14/2017		

FY-17 Local Pavement Restoration List

Updated on December 11, 2017

93	4	2800	NEWLANDS STREET	NW	28TH STREET	29TH ST, KANAWHA ST	0.07	385.24	34	SCHEDULED	8/14/2017		
94	4	400	ONEIDA PLACE	NW	4TH STREET	5TH STREET	0.1	528.68	30	COMPLETED	7/17/2017	9/12/2017	9/21/2017
95	4	500, 600	ONEIDA PLACE	NW	5TH STREET	7TH STREET	0.14	725.99	30	COMPLETED	7/17/2017	9/12/2017	9/21/2017
96	4	700	ONEIDA PLACE	NW	7TH STREET	PEABODY STREET	0.12	627.99	30	COMPLETED	7/17/2017	9/12/2017	9/21/2017
97	4	200	PEABODY STREET	NW	2ND PLACE	3RD STREET	0.07	359.85	30	COMPLETED	7/17/2017	7/24/2017	9/19/2017
98	4	300	PEABODY STREET	NW	3RD STREET	4TH STREET	0.1	530.95	29	COMPLETED	7/17/2017	7/24/2017	9/19/2017
99	4	700	PEABODY STREET	NW	7TH STREET	7TH PLACE	0.05	257.65	30	COMPLETED	7/17/2017	7/24/2017	9/20/2017
100	4	800	PEABODY STREET	NW	8TH STREET	9TH STREET	0.09	500.46	29	COMPLETED	7/17/2017	7/24/2017	9/20/2017
101	4	900	PEABODY STREET	NW	9TH STREET	GEORGIA AVENUE	0.1	546.46	29	COMPLETED	7/17/2017	7/24/2017	9/20/2017
102	4	400	SHEPHERD ROAD	NW	LONGFELLOW STREET	5TH STREET	0.05	250.50	29	PROPOSED			
103	4	1400	SOMERSET PLACE	NW	14TH STREET	16TH ST, LUZON AVE	0.16	843.38	30	COMPLETED	7/24/2017	7/31/2017	8/18/2017
104	4	1200	VAN BUREN STREET	NW	GEORGIA AVENUE	13TH PLACE	0.06	343.08	29	COMPLETED	7/24/2017	7/24/2017	8/23/2017
105	4	5800	8TH STREET	NE	NICHOLSON STREET (W)	OGLETHORPE STREET	0.05	270.27	34	SUBSTANTIALLY COMPLETE	7/24/2017	8/11/2017	
106	4	5900	8TH STREET	NE	OGLETHORPE STREET	EASTERN AVENUE	0.05	275.35	34	SUBSTANTIALLY COMPLETE	7/24/2017	8/11/2017	
107	4	800	OGLETHORPE STREET	NE	8TH STREET	EASTERN AVENUE	0.13	713.09	34	COMPLETED	7/24/2017	8/11/2017	9/7/2017
108	5	4200	12TH PLACE	NE	TAYLOR STREET	UPSHUR STREET	0.07	390.04	24	COMPLETED	7/24/2017	7/31/2017	9/21/2017
109	5	4300	12TH PLACE	NE	UPSHUR STREET	VARNUM STREET	0.07	390.18	24	COMPLETED	7/24/2017	7/31/2017	9/21/2017
110	5	4400	13TH PLACE	NE	VARNUM STREET	WEBSTER STREET	0.09	499.88	29	COMPLETED	7/24/2017	8/22/2017	9/25/2017
111	5	4400	19TH STREET	NE	VARNUM STREET	WEBSTER STREET	0.09	499.15	30	COMPLETED	7/24/2017	8/17/2017	11/3/2017
112	5	1700	24TH STREET	NE	RAND PLACE	S STREET	0.05	264.54	30	Scoped on 5/17/2017	No Work Required		
113	5	2600	31ST PLACE	NE	DOUGLAS ST./S. DAKOTA	BANNEKER DR./ THEO. HAGANS	0.07	355.70	40	PCC WORK DONE BY LOCAL SIDEWALK	12/14/2017		
114	5	2700, 2800	31ST PLACE	NE	BANNEKER DR./THEO. HAGANS	FORT LINCOLN DRIVE	0.12	653.32	39	PCC WORK DONE BY LOCAL SIDEWALK	12/14/2017		
115	5	2700, 2800	BRENTWOOD ROAD	NE	CENTRAL AVENUE	MONROE STREET	0.20	1030.38	24	Scoped on 4/18/2017	No Work Required		
116	5	5100	CHILLUM PLACE	NE	12TH STREET	11TH ST/JEFFERSON ST	0.05	238.13	33	COMPLETED	8/28/2017	9/20/2017	11/3/2017
117	5	5200, 5300	CHILLUM PLACE	NE	11TH ST/JEFFERSON ST	JEFFERSON STREET (E)	0.36	1895.68	33	COMPLETED	8/28/2017	9/20/2017	11/3/2017

FY-17 Local Pavement Restoration List

Updated on December 11, 2017

118	5	1700	DOUGLAS STREET	NE	17TH STREET	18TH STREET	0.10	502.14	30	PROPOSED			
119	5	Unit	GALLATIN STREET	NE	GALLATIN ST NW, N. CAPITOL ST	ROCK CREEK CHURCH RD	0.03	170.10	30	COMPLETED	9/18/2017	9/14/2017	9/22/2017
120	5	Unit	GALLATIN STREET	NE	ROCK CREEK CHURCH RD	FORT TOTTEN DRIVE	0.03	165.01	30	COMPLETED	9/18/2017	9/14/2017	9/22/2017
121	5	3400	HOOVER ROAD	NE	LAWRENCE STREET	MONROE STREET	0.07	369.82	18	COMPLETED	5/15/2017	6/1/2017	6/1/2017
122	5	1000, 1100	IRVING STREET	NE	10TH STREET	12TH STREET	0.09	499.68	30	Scoped on 7/28/2017	No Work Required		
123	5	1700	KEARNY STREET	NE	17TH STREET	18TH STREET	0.08	444.01	30	Existing Utility Work (Plates)			
124	5	1700	LANG PLACE	NE	17TH STREET	19TH ST / SUMMIT ST	0.15	788.63	26	COMPLETED	8/14/2017	9/7/2017	9/21/2017
125	5	3100	MONROE STREET	NE	CLINTON STREET	CHESTNUT STREET	0.07	355.93	30	COMPLETED	9/13/2017	9/14/2017	9/20/2017
126	5	3100	MONROE STREET	NE	CHESTNUT STREET	34TH ST / EASTERN AVE	0.09	455.41	30	COMPLETED	9/13/2017	9/14/2017	9/20/2017
127	5	200	S STREET	NE	2ND STREET	3RD STREET	0.08	418.15	34	UNDER CONSTRUCTION	7/5/2017	10/5/2017	
128	5	300	S STREET	NE	3RD STREET	4TH STREET	0.08	413.98	35	UNDER CONSTRUCTION	7/5/2017	10/5/2017	
129	5	1400	SARATOGA AVENUE	NE	14TH STREET	MONTANA AVENUE	0.12	640.15	32	COMPLETED	8/28/2017	10/2/2017	10/25/2017
130	5	300	U STREET	NE	3RD STREET	4TH STREET	0.08	416.61	30	UNDER CONSTRUCTION	10/16/2017	11/14/2017	
131	5	1200	UPSHUR STREET	NE	12TH PLACE	13TH STREET	0.05	275.23	30	SUBSTANTIALLY COMPLETE	8/7/2017	10/3/2017	
132	5		V STREET, NE	NE	DEAD END	LINCOLN ROAD	0.11	557.28	30	COMPLETED No Asphalt Required	10/16/2017	11/14/2017	11/15/2017
133	5	100	VARNUM STREET	NE	1ST STREET	2ND STREET	0.08	422.34	30	COMPLETED	7/5/2017	7/31/2017	10/25/2017
134	5	1800	VARNUM STREET	NE	18TH STREET	19TH STREET	0.11	587.41	30	COMPLETED	7/5/2017	10/25/2017	11/3/2017
135	5	1900	VARNUM STREET	NE	19TH STREET	19TH PLACE	0.06	294.19	30	COMPLETED	7/5/2017	10/25/2017	11/3/2017
136	6	400	1ST STREET	NE	C STREET	COLUMBUS CIRCLE	0.08	432.02	56	PROPOSED			
137	6	400	12TH STREET	NE	D STREET	DUNCAN PLACE	0.04	237.31	36	COMPLETED	7/5/2017	7/20/2017	10/20/2017
138	6	400	12TH STREET	NE	DUNCAN PLACE	E STREET	0.05	247.94	36	COMPLETED	7/5/2017	7/20/2017	10/20/2017
139	6	600	12TH STREET	NE	F ST / MARYLAND AVE	G STREET	0.11	566.92	43	COMPLETED	7/5/2017	7/20/2017	10/20/2017
140	6	600	16TH STREET	NE	KRAMER STREET	GALES STREET	0.03	176.00	24	UNDER CONSTRUCTION	7/5/2017	9/20/2017	
141	6	700	16TH STREET	NE	GALES STREET	BENNING ROAD	0.09	490.72	24	COMPLETED	7/5/2017	9/20/2017	10/21/2017
142	6	700	D STREET	NE	7TH STREET	8TH STREET	0.06	343.22	34	COMPLETED	6/26/2017	6/26/2017	6/28/2017

FY-17 Local Pavement Restoration List

Updated on December 11, 2017

143	6	800	D STREET	NE	8TH STREET	9TH STREET	0.06	343.33	34	COMPLETED	6/26/2017	10/5/2017	
144	6	900	D STREET	NE	9TH STREET	10TH STREET	0.06	316.11	34	COMPLETED	6/26/2017	6/26/2017	6/28/2017
145	6	1000	D STREET	NE	10TH STREET	11TH STREET	0.06	317.46	34	COMPLETED	6/26/2017	6/26/2017	6/28/2017
146	6	1100	D STREET	NE	11TH STREET	12TH STREET	0.07	365.94	34	COMPLETED	6/26/2017	6/26/2017	6/28/2017
147	6	500	G STREET	NE	5TH STREET	6TH STREET	0.06	302.07	30	COMPLETED	4/10/2017	6/9/2017	7/13/2017
148	6	600	G STREET	NE	6TH STREET	7TH STREET	0.12	648.89	30	Scoped on 4/3/2017	No Work Required		
149	6	1700	GALES STREET	NE	17TH STREET	18TH STREET	0.10	513.44	23	COMPLETED	9/19/2017	9/19/2017	10/21/2017
150	6	600	I STREET	NE	6TH STREET	7TH STREET	0.12	648.46	23	COMPLETED	8/28/2017	9/27/2017	10/23/2017
151	6	1200	I STREET	NE	12TH STREET	13TH STREET	0.1	550.56	30	UNDER CONSTRUCTION	8/28/2017	9/28/2017	
152	6	1300	I STREET	NE	13TH STREET	FLORIDA AVENUE	0.08	424.65	30	COMPLETED	8/28/2017	9/28/2017	10/26/2017
153	6	600	LEXINGTON PLACE	NE	6TH STREET	7TH STREET	0.12	649.30	25	UNDER CONSTRUCTION	8/28/2017	10/3/2017	
154	6	400	TENNESSEE AVENUE	NE	D STREET	14TH ST / DUNCAN ST	0.05	283.15	40	Scoped on 5/4/2017	No Work Required		
155	6	600	3RD STREET	SE	G STREET	VIRGINIA AVENUE (N)	0.04	186.64	32	Clark Construction			
156	6	Unit	18TH STREET	SE	EAST CAPITOL STREET	A STREET	0.08	411.52	30	COMPLETED	6/26/2017	6/28/2017	8/31/2017
157	6	900	C STREET	SE	9TH STREET	10TH STREET	0.06	317.10	30	UNDER CONSTRUCTION	6/26/2017	8/21/2017	
158	6	1000	C STREET	SE	10TH STREET	11TH STREET	0.06	317.88	30	UNDER CONSTRUCTION	6/26/2017	8/21/2017	
159	6	800	D STREET	SE	8TH STREET (N)	9TH ST / SO. CAROLINA AVE.	0.06	340.90	29	COMPLETED	6/26/2017	7/12/2017	10/23/2017
160	6	400	E STREET	SE	4TH ST / SO. CAROLINA AVE	5TH STREET	0.06	304.39	30	COMPLETED	6/26/2017	8/25/2017	9/8/2017
161	6	500	E STREET	SE	5TH STREET	6TH STREET	0.06	302.96	29	COMPLETED	6/26/2017	8/25/2017	9/8/2017
162	6	1600	HALF STREET	SW	POTOMAC AVENUE	R STREET	0.04	225.65	34	DC United Stadium Concrete Plant			
163	6		2ND STREET	SW	V STREET	DEAD END	0.07	370.29	38	Scoped on 5/9/2017	No Work Required		
164	6		CANAL STREET	SW	M STREET	DEAD END	0.08	419.84	26	Scoped on 10/3/2017	No Work Required		
165	7	1500	45TH STREET	NE	DOUGLAS STREET	QUARLES STREET	0.14	731.00	33	COMPLETED	10/16/2017	10/25/2017	10/27/2017
166	7	1200	50TH PLACE	NE	MEADE STREET	NASH STREET	0.08	414.37	29	COMPLETED	5/15/2017	6/2/2017	6/2/2017
167	7	900	52ND STREET	NE	JAY STREET	JUST STREET	0.07	368.54	32	COMPLETED	10/16/2017	10/25/2017	11/27/2017

FY-17 Local Pavement Restoration List
Updated on December 11, 2017

168	7	900	52ND STREET	NE	JUST STREET	SHERIFF ROAD	0.07	354.96	33	COMPLETED	10/16/2017	10/25/2017	11/27/2017
169	7		56TH PLACE	NE	DEAD END	EASTERN AVENUE	0.04	193.97	34	COMPLETED	5/15/2017	6/2/2017	6/6/2017
170	7	400	59TH STREET	NE	DIX STREET	EADS STREET	0.09	487.56	33	COMPLETED	5/15/2017	6/2/2017	6/6/2017
171	7	500	59TH STREET	NE	EADS STREET	FOOTE STREET	0.09	484.72	32	COMPLETED	5/15/2017	6/2/2017	6/6/2017
172	7	4200, 4300	DIX STREET	NE	42ND STREET	44TH STREET	0.19	982.51	30	COMPLETED	9/18/2017	10/10/2017	11/21/2017
173	7		EADS STREET	NE	55TH STREET	56TH STREET	0.07	392.33	34	COMPLETED	5/15/2017	6/7/2017	6/7/2017
174	7		EADS STREET	NE	56TH STREET	57TH STREET	0.07	388.13	34	COMPLETED	5/15/2017	6/7/2017	6/7/2017
175	7		EADS STREET	NE	57TH STREET	58TH STREET	0.07	390.14	34	COMPLETED	5/15/2017	6/7/2017	6/7/2017
176	7		JAMES PLACE	NE	DIVISION AVENUE	HUNT PLACE	0.11	580.54	30	COMPLETED	5/15/2017	6/6/2017	6/26/2017
177	7	5500, 3600, 2700	JAY STREET	NE	HAYES STREET	KENILWORTH TERRACE	0.31	1637.12	34	COMPLETED	10/16/2017	11/13/2017	12/19/2017
178	7		NASH STREET	NE	47TH PLACE	48TH STREET	0.05	284.98	34	COMPLETED	5/15/2017	6/6/2017	6/12/2017
179	7		NASH STREET	NE	49TH PLACE	50TH PLACE	0.06	292.99	34	COMPLETED	5/15/2017	6/6/2017	6/12/2017
180	7		NASH STREET	NE	50TH PLACE	50TH STREET	0.06	297.84	34	COMPLETED	5/15/2017	6/6/2017	6/12/2017
181	7	1800	17TH STREET	SE	S STREET	T STREET	0.07	350.89	30	COMPLETED	6/26/2017	6/28/2017	8/31/2017
182	7	1600	29TH STREET	SE	Q STREET	R STREET	0.09	460.11	28	UNDER CONSTRUCTION	6/26/2017	7/17/2017	
183	7	Unit	49TH STREET	SE	AYERS PLACE	A STREET	0.05	249.40	30	COMPLETED	5/30/2017	6/13/2017	6/30/2017
184	7	100	49TH STREET	SE	A STREET	47TH ST / ASTOR PL	0.04	225.52	30	COMPLETED	5/30/2017	6/13/2017	6/30/2017
185	7	100	49TH STREET	SE	47TH ST / ASTOR PL	B STREET	0.05	274.62	34	COMPLETED	5/30/2017	6/13/2017	6/30/2017
186	7	200	49TH STREET	SE	B STREET	BASS PLACE	0.05	250.56	34	COMPLETED	5/30/2017	6/13/2017	6/30/2017
187	7	5500	AYERS PLACE	SE	55TH STREET	56TH STREET	0.06	327.01	32	COMPLETED	5/30/2017	6/12/2017	6/23/2017
188	7	3000	ERIE STREET	SE	30TH STREET	31ST STREET	0.11	586.92	36	Scoped on 5/9/2017	No Work Required		
189	7	5000	HANNA PLACE	SE	BENNING ROAD (S)	51ST STREET	0.12	619.67	30	PCC WORK DONE BY LOCAL SIDEWALK	10/16/2017	11/9/2017	
190	7	2900	S STREET	SE	29TH STREET	30TH STREET	0.06	291.08	30	PCC WORK DONE BY LOCAL SIDEWALK	9/18/2017	10/11/2017	
191	8	3400	12TH STREET	SE	CONGRESS STREET	TRENTON PLACE	0.07	354.28	30	COMPLETED	10/16/2017	11/7/2017	11/21/2017
192	8	1500	17TH STREET	SE	FAIRLAWN AVENUE	Q STREET	0.09	471.92	30	COMPLETED	6/26/2017	6/28/2017	7/3/2017

FY-17 Local Pavement Restoration List
Updated on December 11, 2017

193	8	1600	17TH STREET	SE	Q STREET	R STREET	0.09	461.31	30	COMPLETED	6/26/2017	6/28/2017	7/3/2017
194	8	3300	18TH PLACE	SE	ALABAMA AVENUE	SAVANNAH PLACE	0.05	265.46	30	COMPLETED	10/16/2017	10/31/2017	1/25/2018
195	8	3400, 3500, 3600	22ND STREET	SE	SAVANNAH STREET	SOUTHERN AVENUE	0.24	1262.77	32	PROPOSED			
196	8	3400	25TH STREET	SE	SAVANNAH STREET	SOUTHERN AVENUE	0.19	1001.37	34	COMPLETED	6/26/2017	6/28/2017	7/24/2017
197	8	1400	BANGOR STREET	SE	MORRIS ROAD	BRYAN PLACE	0.07	371.75	34	UNDER CONSTRUCTION	10/10/2017	10/17/2017	
198	8	1400	BANGOR STREET	SE	BRYAN PLACE	PITTS PLACE	0.11	591.41	34	UNDER CONSTRUCTION	10/10/2017	10/17/2017	
199	8	2600	BIRNEY PLACE	SE	EATON ROAD	POMEROY ROAD	0.11	582.77	34	Existing Housing Project			
200	8	700	BONINI ROAD	SE	BARNABY RD / ELMIRA ST	OWENS RD / SOUTHERN AVE	0.08	427.04	32	UNDER CONSTRUCTION	10/10/2017	10/16/2017	
201	8	700	CHESAPEAKE STREET	SE	7TH STREET	BARNABY RD / BARNABY ST	0.07	376.75	38	UNDER CONSTRUCTION	7/5/2017	10/16/2017	
202	8	2600	DOUGLASS ROAD	SE	DOUGLASS PLACE	STANTON ROAD (W)	0.20	1032.08	30	COMPLETED BY DCHD	5/15/2017	5/23/2017	5/31/2017
203	8	1900	FAIRLAWN AVENUE	SE	18TH STREET	NAYLOR ROAD	0.07	371.87	30	COMPLETED	10/10/2017	10/19/2017	11/21/2017
204	8	1600	FRANKFORD STREET	SE	16TH STREET	17TH STREET	0.08	413.42	34	COMPLETED	5/30/2017	6/13/2017	6/30/2017
205	8	1700	FRANKFORD STREET	SE	17TH STREET	17TH PLACE	0.06	323.67	34	COMPLETED	5/30/2017	6/13/2017	6/30/2017
206	8	1300	HOWARD ROAD	SE	SAYLES PLACE	BOWEN ROAD	0.11	581.52	26	UNDER CONSTRUCTION	10/10/2017	10/25/2017	
207	8	1300	MAPLE VIEW PLACE	SE	MOUNT VIEW PLACE	PAYNE TERRACE	0.04	224.19	25	UNDER CONSTRUCTION	10/10/2017	10/23/2017	
208	8	2200	RAILROAD AVENUE		W STREET	CHICAGO STREET	0.10	518.46	40	SUBSTANTIALLY COMPLETE	10/10/2017	11/7/2017	
209	8	1900-2100	SAVANNAH TERRACE	SE	19TH ST / SAVANNAH ST	22ND STREET	0.27	1415.02	34	COMPLETED	6/5/2017	6/7/2017	6/22/2017
210	8	2300	SHANNON PLACE	SE	CHICAGO STREET	TALBERT STREET	0.08	406.52	30	SUBSTANTIALLY COMPLETE	10/10/2017	11/1/2017	
211	8	1800, 1900	U STREET	SE	18TH STREET	19TH PLACE	0.07	360.64	34	COMPLETED	7/5/2017	7/12/2017	10/23/2017
212	8	1600	V STREET	SE	16TH STREET	FENDALL STREET	0.13	691.16	30	SUBSTANTIALLY COMPLETE	10/10/2017	10/18/2017	
213	8	200	ELMIRA STREET	SW	MLK JR AVENUE	DEAD END	0.07	379.70	33	SUBSTANTIALLY COMPLETE	10/10/2017	10/11/2017	
							19.3	103436.2					

2017 Local Sidewalk Restoration Citywide List

UPDATED ON:
2/15/2018

Status	Colors
Completed	
Under Construction	
Scheduled	
Proposed	
On-Hold/Location Not Found	

S/No.	Work Type	Material	Location Origin	Ward	Block	Street Name	Quadrant	From	To	Proposed Restart Date	Length	Width	Status	Proposed Start Date	Actual Start Date	Completed Date
						ADD ON LISTS			Email Receipt Date							
149	Sidewalk Repair			2	1821	23rd St., NW	NW						Completed by others			
150	Sidewalk Repair			2		Bancroft St., NW	NW						Completed by others			
151	Sidewalk Repair			5	1924	Varnum St., NE	NE						Completed by others			
152	Sidewalk Repair					32nd St., NW	NE	Albermarle St					Completed by others			
153	Sidewalk Repair			4		Park Place		Newton	Otis				Completed by others			
154	Sidewalk Repair			7	2515	33rd St., SE	SE	Camden	Denver				Completed by others			
155	Sidewalk Repair			6	901	I St., NW	NW	1st	I Street				Completed by others			
156	Sidewalk Repair			3		4509 River Rd., NW	NW						Completed by others			
157	Sidewalk Repair			5	1226	Farragut Pl NE	NE						Completed by others			
158	Sidewalk Repair			8	4319	3rd St., SE	SE						Completed by others			
159	Sidewalk Repair				4000	Yuma St., NW	NW						Completed by others			
160	Sidewalk Repair			4	1400	Taylor St., NW	NW						Completed by others			
161	Sidewalk Repair			2	400	G Street, NW	NW	400	900				Completed by others			
162	Sidewalk Repair			2	1200	K Street, NW	NW	12th	14th				Completed by others			
163	Sidewalk Repair			2	1400	New York Ave							Completed by others			
164	Sidewalk Repair			4	1200	1210 Ingraham St., NW	NW						Completed by others			
165	Sidewalk Repair			4	900	905 Farragut St., NW	NW						Completed			
166	Sidewalk Repair			4	900	901 Hamilton St., NW	NW						Completed			
167	Sidewalk Repair			4		800 Hamilton st., NW	NW						Completed			
168	Sidewalk Repair			2		9th St NW	NW	G Street NW					Completed			5/8/2017
169	Sidewalk Repair			4		503 Nicholson St NW	NW						Completed			5/8/2017
170	Sidewalk Repair					4409 Nash St NE	NE						Completed			
171	Sidewalk Repair					15th Street NW (in front of TD Bank)	NW	P Street					Completed			6/2/2017
172	Sidewalk Repair					Madison Street NE	NE								9/5/2017	
173	Sidewalk Repair					American University - Massachusetts Ave NW	NW	Nebraska Avenue					Completed			5/12/2017
174	Sidewalk Repair					49th St NE	NE						Completed			
175	Sidewalk Repair					7th Place NW	NW	Farragut	Gallatin				Completed			9/14/2017
176	Sidewalk Repair					5126 8th Street NW	NW						Completed			5/15/2017
177	Sidewalk Repair					3208 Volta Pl NW	NW									
178	Sidewalk Repair					426 Quackenbos Street NW	NW						Completed			
179	Sidewalk Repair					56th Pl SE	SE						Completed			5/12/2017
180	Sidewalk Repair					Lamont St NW	NW	18th St	19th St				Completed			
181	Sidewalk Repair					3300 Carpenter St SE	SE						Fixed with Flexi Pave			10/04/2017
182	Sidewalk Repair					5403 8th Street	NW						Completed			5/18/2017
183	Sidewalk Repair					Aspen St NW	NW	Georgia Ave	16th St				Completed			7/12/2017
184	Sidewalk Repair					8228 Eastern Ave NW	NW						Scheduled			
185	Sidewalk Repair					6223 Utah Ave NE	NE						Scheduled			

186	Sidewalk Repair					Blk of Ingraham St NW	NW									
187	Sidewalk Repair					1600 G St SE	SE						Completed			
188	Sidewalk Repair					27 19th St NW	NW									
189	Sidewalk Repair					3rd, 4th, 8th & 9th St SE	SE	East Capitol	A St				Completed		10/2/2017	10/27/2017
190	Sidewalk Repair					39th St NW	NW	Livingston St	Northampton St				Completed			
191	Sidewalk Repair					526 Nicholson St NE	NE									
192	Sidewalk Repair					4631 41st St NW	NW						Crew on 42nd to Fix			
193	Sidewalk Repair					1730 Lerner Pl NW	NW									
194	Sidewalk Repair					27 19th St SE	SE						Completed			
195	Sidewalk Repair					20th & O St Intersection NW	NW						Completed		9/25/2017	10/4/2017
196	Sidewalk Repair					Nicholson & 6th St NE	NE						Completed			
197	Sidewalk Repair					Minnesota Ave SE	SE	M Street					Completed			
198	Sidewalk Repair					1427 Van Buren St NW	NW						Completed			
199	Sidewalk Repair					5403 8th St NW	NW						Completed			
200	Sidewalk Repair					1745 S St NW	NW					Crew on 20th St (R-S St) NW to fix				
201	Sidewalk Repair					2408 Bueno Vista Terr SE	SE									
202	Sidewalk Repair					14th St SE	SE									
203	Sidewalk Repair					5318 42nd St NW	NW						Completed			
204	Sidewalk Repair					Lincoln Rd NE	NE									
205	Sidewalk Repair					3125 Adams Mill Rd NW	NW									
206	Sidewalk Repair					401 Van Buren St NW	NW						Completed			
207	Sidewalk Repair					532 Shepherd St NW	NW									
208	Sidewalk Repair					2121 Branch Ave SE	SE									
209	Sidewalk Repair					14th & Spring NW	NW									
210	Sidewalk Repair					27th St	NW	Cathedral Ave	Woodley Rd	10/23/2017			Completed		10/26/2017	11/6/2017
211	Sidewalk Repair					5020 Palisade Ln NW	NW									
212	Sidewalk Repair					Lang Pl & Bladensburg Rd NE	NE						Completed	12/14/2017	1/19/2018	1/20/2018
213	Sidewalk Repair					20th St NW	NW	Florida Ave	S St				Completed			9/28/2017
214	Sidewalk Repair					1624 Q St SE	SE						Completed			
215	Sidewalk Repair					3004 20th St NE	NE						Completed			
216	Sidewalk Repair					Southern Avenue SE	SE						Completed			7/11/2017
217	Sidewalk Repair					1178 46th Pl SE	SE									
218	Sidewalk Repair					Neal St	NE	West Virginia Avenue	Trinidad Avenue	9/25/2017			Completed		10/5/2017	10/13/2017
219	Sidewalk Repair					3904 8th St NW	NW									
220	Sidewalk Repair					3325 B St SE	SE	34th	Dead End				Completed	11/16/2017	11/15/2017	11/21/2017
221	Sidewalk Repair					Howard University	NW	4th	6th				Completed			
222	Sidewalk Repair					4623 Yuma St NW	NW						Completed			
223	Sidewalk Repair					Livingston St & 3rd St SE	SE					ADDED TO Safe Route To School				
224	Sidewalk Repair					First Street SE - Congress Area	SE						Completed			8/21/2017
225	Sidewalk Repair					4824 Upton St NW	NW									
226	Sidewalk Repair					10th St	NW	Quincy Street NW	Spring Road	10/23/2017			Completed		10/23/2017	11/3/2017
227	Sidewalk Repair					Bancroft Pl NW	NW	Leroy Place NW								
228	Sidewalk Repair					Q St NW	NW	North Capitol St NW	First St NW				Completed			9/12/2017
229	Sidewalk Repair					Morgan St NW	NW	New Jersey Ave NW	Kirby St NW				Completed			9/12/2017
230	Sidewalk Repair					5904 32nd St NW	NW						Completed			9/15/2017
231	Sidewalk Repair					4445 Volta Pl NW	NW						Completed			

232	Sidewalk Repair					7th Pl NW	NW	Faragut St.	Gallatin St				Completed			9/14/2017
233	Sidewalk Repair					Chevy Chase Pkway	NW	Olivier	McKinley				Completed			8/24/2017
234	Sidewalk Repair					Kanawha	NW						Completed			8/24/2017
235	Sidewalk Repair					C St SE	SE	First	2nd St				Completed			8/18/2017
236	Sidewalk Repair					2nd St SE	SE	C St	D St				Completed			9/25/2017
237	Sidewalk Repair					400 School St.SW.	SW									
238	Sidewalk Repair					131/2 Penn Ave NW	NW									
239	Sidewalk Repair					30th St NW	NW	O	Dumbarton St				Completed			9/8/2017
240	Sidewalk Repair					2304 25th street SE	SE									
241						35 E Street NW	NW									
242					5200	5232/3 Chevy Chase Pkwy	NW						Completed PRIORITY			
243					4400	Cathedral Ave NW	NW						PRIORITY			
244	Drainage				1500	1514 17th St NW	NW						PRIORITY			
245					1700-1800	Johnson Ave NW	NW	R	S				PRIORITY			
246					400	424 Shepherd St NW	NW						PRIORITY			
247					4200	4212 19th Pl NE	NE						PRIORITY			
248	Park				1900	1911 Otis St NE	NE						PRIORITY			
249						2013 O St NW	NW						PRIORITY			
250						4720 Quebec St NW	NW						PRIORITY			
251						901 1st Street NW	NW						PRIORITY			
252					14-28	Todd Pl NE	NE						PRIORITY			
253	Brick Pavers					G St SW	SW	4th St	4th Pl				PRIORITY			06/05/2017
254	Incomplete					5315 42nd St NW	NW						PRIORITY			
255	Trash					630 5th St	NW						PRIORITY			
256	Sidewalk Repair					900 Farragut St NW	NW						PRIORITY			06/08/2017
257	Paving					4900 Blk of Sherier Rd NW	NW	Nebraska Avenue	Chain Bridge Rd				PRIORITY			06/09/2017
258	Sidewalk Repair					5th St	NW	Randolph St					PRIORITY			
259	Sidewalk Repair					Whittier St	NW	7th St	8th St				Completed			09/19/2017
260	Sidewalk Repair					Van Burren St	NW	4th St	6th St				Completed		09/15/2017	09/25/2017
261	Sidewalk Repair					Underwood Pl	NW	North Capitol St	Kansas Ave				Completed		09/25/2017	09/29/2017
262	Sidewalk Repair				4300-4400	18th St	NW	Argyle Terrace	Varnum St				Completed	09/25/2017	10/2/2017	
263	Sidewalk Repair					44th St	NW	Ellicott St	Fessenden St				Completed			09/27/2017
264	Sidewalk Repair					4824 Upton St	NW									
265	Sidewalk Repair				4200	8th Street	NW						Completed	11/27/2017	11/28/2017	12/6/2017
266	Curb					248 Quackenbos Street	NW						Completed	10/23/2017	10/23/2017	11/13/2017
267	Sidewalk Repair					552 49TH PL	NE						Completed	11/07/2017	11/08/2017	11/08/2017
268	Sidewalk Repair					6640 Piney Branch Rd	NW	Whittier Pl	Venable Pl				Scheduled	10/23/2017	11/03/2017	11/17/2017
269	Curbs				4300-43	40th Street NW	NW									
270	WCRs					12th & Clifton St NW	NW									
271	SW					4640 Livingston Road SE	SE									
272	SW					Blaine Rd	NE	47th	49th St				Completed	11/01/2017	11/02/2017	11/14/2017
273	SW					Cathedral Ave NW	NW	29th	Connecticut Ave				Completed	10/30/2017	11/07/2017	11/20/2017
274	SW					1200 Block of Florida	NE									
275	SW					400-432 W St	NW									
276	SW					Park Road	NW	11th	13th St				Completed	11/16/2017	11/15/2017	11/22/2017
277	SW & WCRs					North Portal Drive	NW	East Beech Drive	16th St				Completed	11/27/2017	12/4/2017	12/26/2017

278	SW - Water Leak					1817 Franklin St	NE	18th	20th				Completed		11/27/2018	11/27/2018
279	SW					1826 Varnum St	NW									
280	SW				200	Quincy St	NE									
281	Sidewalk Repair					31st Pl	NE	Fort Lincoln Dr.	SouthDokota Ave.					12/6/2017		
282	Sidewalk Repair					Bladensburg Rd.	NE	L street	Blook 1100					12/6/2017		
283	SW					C St	SW	7th St	9th St				Moved to DPW	12/27/2017		
284	SW				800	16th St	NW								1/26/2018	1/29/2018

Additional Local SW List - \$6M Budget
Local Sidewalk 2017 List

UPDATED ON:
2/15/2018

Status	Colors
Completed	
Under Construction	
Scheduled	
Proposed	
On-Hold/Location Not Found	

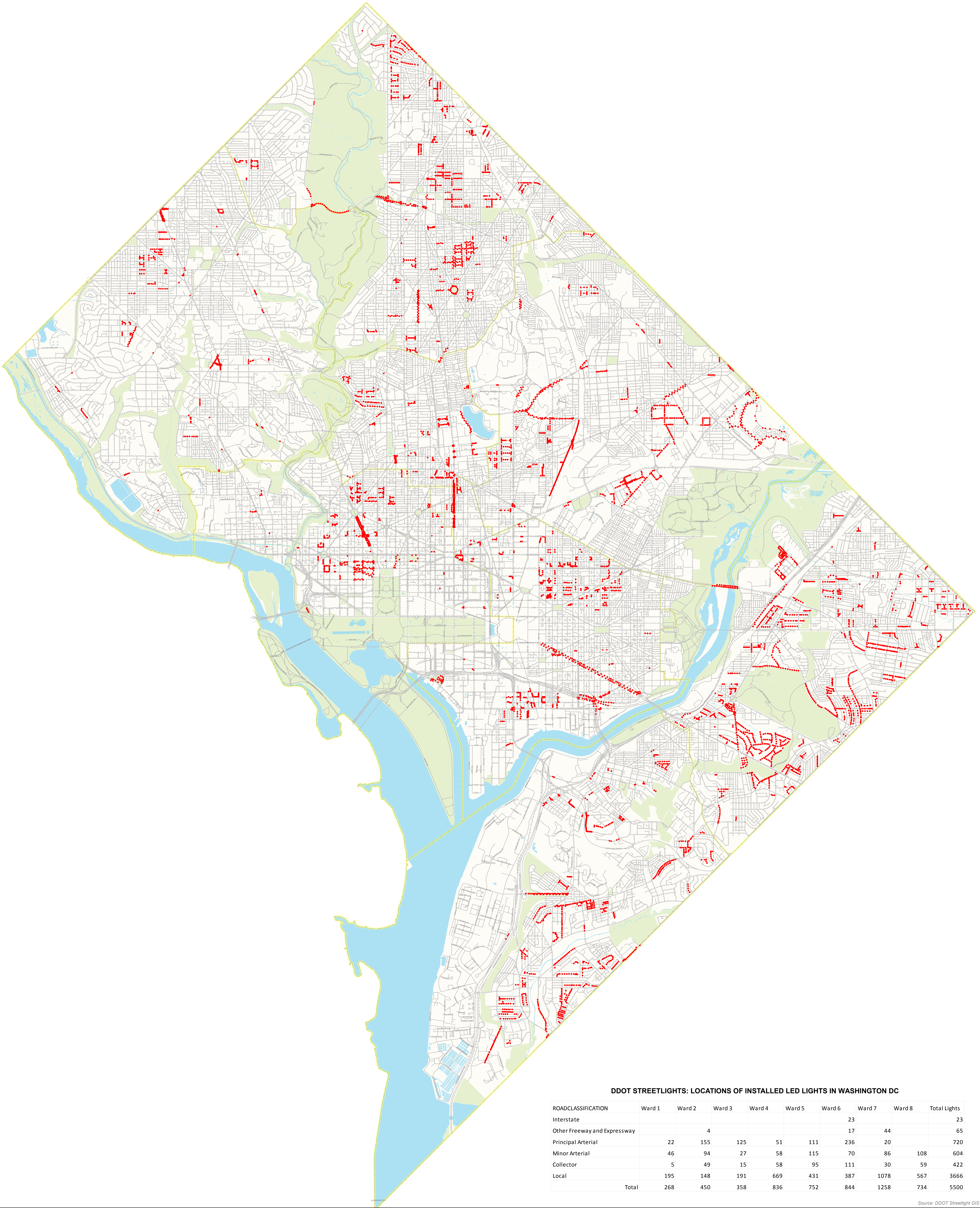
S/No.	Work Type	Material	SWSID	Ward	Block	Street Name	Quadrant	From	To	Work Location	Condition	Length	Width	Est.Cost	Actual Cost	Staus	Proposed Start Date	Actual Start Date	Completed Date
1	Sidewalk Repair		5072120400110E0	7		40TH ST	NE	LEE ST	MEADE ST	EAST SIDE		323	0			Done by Others			
2	Sidewalk Repair		5174020503110E0	7		50TH PL	NE	LEE ST	MEADE ST	EAST SIDE		442	0			Done by Others			
3	Sidewalk Repair		5181020493060E0	7		49TH PL	NE	FITCH PL	NANNIE HELEN BURROUGHS AVE	EAST SIDE		289	0			Completed	11/16/2017	11/29/2017	12/8/2017
4	Sidewalk Repair		5217020550060E0	7		55TH ST	NE	FOOTE ST	NANNIE HELEN BURROUGHS AVE	EAST SIDE		380	0			Completed	11/16/2017	11/22/2017	11/28/2017
5	Sidewalk Repair		5095024972430S1	7		JAY ST	NE	43RD PL	44TH ST	SOUTH SIDE		314	0			Done by Others			
6	Sidewalk Repair		5097026116420W0	7		MINNESOTA AVE	NE	NANNIE HELEN BURROUGHS AVE	SHERIFF RD	WEST SIDE		539	0			Done by Others			
7	Sidewalk Repair		5106020400120W0	7		40TH ST	NE	MEADE ST	ANACOSTIA AVE	WEST SIDE		1302	0			Done by Others			
8	Sidewalk Repair		5181023679491S1	7		FOOTE ST	NE	49TH PL	50TH ST	SOUTH SIDE		339	0			Completed			
9	Sidewalk Repair		5184023146490N1	7		EADS PL	NE	49TH PL	50TH ST	NORTH SIDE		348	0			Proposed			
10	Sidewalk Repair		5189221027497S0	7		AMES ST	NE	Sycamore Rd	50TH ST	SOUTH SIDE		251	0			Completed	11/16/2017	11/15/2017	11/29/2017
11	Sidewalk Repair		5189621027497N0	7		AMES ST	NE	Sycamore Rd	50TH ST	NORTH SIDE		257	0			Completed	11/16/2017	11/15/2017	11/29/2017
12	Sidewalk Repair		5197024407520S0	7		HAYES ST	NE	52ND ST	DIVISION AVE	SOUTH SIDE		803	0			Proposed			
13	Sidewalk Repair		5202026025505N0	7		MEADE ST	NE	50TH ST	51ST PL	NORTH SIDE		567	0			Proposed			
14	Sidewalk Repair		5238022372520N2	7		CLAY ST	NE	DIVISION AVE	53RD ST	NORTH SIDE		207	0			Completed	11/16/2017	11/22/2017	12/5/2017
15	Sidewalk Repair		5239022372520S1	7		CLAY ST	NE	DIVISION AVE	53RD ST	SOUTH SIDE		413	0			Completed	11/16/2017	11/22/2017	12/5/2017
16	Sidewalk Repair	Concrete	3739020050570E0	4		5TH ST	NE	CHILLUM PL	NICHOLSON ST	EAST SIDE		503	3			Proposed			
17	Sidewalk Repair	Concrete	2060017904300S0	3		SEDGWICK ST	NW	CONNECTICUT AVE	TILDEN ST	SOUTH SIDE		1059	6			Proposed			
18	Sidewalk Repair	Concrete	2312116714310N0	4		OLIVER ST	NW	NEBRASKA AVE	32ND ST	NORTH SIDE		679	4			Proposed			
19	Sidewalk Repair	Concrete	3743026675080N0	4		OGLETHORPE ST	NE	8TH ST	EASTERN AVE	NORTH SIDE		563	4			Proposed			
20	Sidewalk Repair	Concrete	3744026675080S0	4		OGLETHORPE ST	NE	8TH ST	EASTERN AVE	SOUTH SIDE		677	4			Proposed			
21	Sidewalk Repair	Concrete	4063026636120S0	5		OATES ST	NE	MONTELLO AVE	TRINIDAD AVE	SOUTH SIDE		834	4			Completed	12/20/2017	1/19/2018	1/31/2018
22	Sidewalk Repair	Concrete	5244021625550S0	7		BLAINE ST	NE	55TH ST	56TH ST	SOUTH SIDE		982	6			Completed	11/16/2017	11/15/2017	11/22/2017
23	Sidewalk Repair	Concrete	5305031163530S0	7		ASTOR PL	SE	53RD ST	CENTRAL AVE	SOUTH SIDE		605	5			Proposed			
24	Sidewalk Repair	Concrete	5642132892280N0	7		DENVER ST	SE	NAYLOR RD	30TH ST	NORTH SIDE		1179	6			Completed	12/06/2017	12/7/2017	12/19/2017
25	Sidewalk Repair	Concrete	5729233874270S0	8		GAINESVILLE ST	SE	ALABAMA AVE	28TH ST	SOUTH SIDE		1126	6			Completed by Others			
26	Sidewalk Repair	Concrete	5730033874270N0	8		GAINESVILLE ST	SE	ALABAMA AVE	28TH ST	NORTH SIDE		118	6			Completed by Others			
27	Sidewalk Repair	Concrete	5777038846160N0	8		V ST	SE	16TH ST	FENDALL ST	NORTH SIDE		632	6			Completed by Others		12/6/2017	2/15/2018
28	Sidewalk Repair	Brick	5779038846150S0	8		V ST	SE	15TH ST	16TH ST	SOUTH SIDE		315	5			Completed	12/06/2017	12/6/2017	
29	Sidewalk Repair	Concrete	5780039015140N0	8		W ST	SE	14TH ST	15TH ST	NORTH SIDE		496	5			Completed	12/06/2017	12/6/2017	2/9/2018
30	Sidewalk Repair	Brick	5792032268220W0	8		CHESTER ST	SE			WEST SIDE		387	6			Proposed			
31	Sidewalk Repair	Brick	5795039015140S0	8		W ST	SE	14TH ST	15TH ST	SOUTH SIDE		536	6			Completed	12/06/2017	12/6/2017	
32	Sidewalk Repair	Concrete	5872033016265W0	8		DOUGLASS RD	SE	DOUGLAS PL	STANTON RD	WEST SIDE		965	6			Completed by Others			
33	Sidewalk Repair	Concrete	5969230040330W0	8		4TH ST	SE	SAVANNAH ST	TRENTON ST	WEST SIDE		1967	6			Completed	12/06/2017	12/5/2017	12/11/2017
34	Sidewalk Repair	Concrete	6001036747040S0	8		ORANGE ST	SE	4TH ST	5TH ST	SOUTH SIDE		1278	6			Completed	12/06/2017	12/5/2017	12/21/2017
35	Sidewalk Repair	Concrete	6271044894020N0	8		IVANHOE ST	SW	IRVINGTON ST	IRVINGTON ST	NORTH SIDE		597	3			Proposed			
36	Sidewalk Repair	Brick	0939020090020E0	6		9TH ST	NE	CONSTITUTION AVE	C ST	EAST SIDE		495	5			Completed	12/19/2017	1/24/2018	1/31/2018
37	Sidewalk Repair	Concrete	1581010450510E0	3		45TH ST	NW	GARRISON ST	HARRISON ST	EAST SIDE		338	4			Completed	12/28/2017	1/31/2018	2/13/2018
38	Sidewalk Repair	Concrete	2205019418260E0	3		WOODLEY PL	NW	CALVERT ST	WOODLEY RD	EAST SIDE		671	5			Proposed			
39	Sidewalk Repair	Concrete	5423030370030E1	7		37TH ST	SE	37TH PL	ELY PL	EAST SIDE		1050	6			Proposed			
40	Sidewalk Repair	Concrete	0378010090030S0	2		9TH ST	NW	PENNSYLVANIA AVE	D ST	SOUTH SIDE		449	18			Proposed			
41	Sidewalk Repair	Concrete	1311018456380S0	2		T ST	NW	38TH ST	39TH ST	SOUTH SIDE		351	6			Completed	1/2/2018	1/20/2018	1/26/2018
42	Sidewalk Repair	Concrete	1666010420510W0	3		42ND ST	NW	GARRISON ST	HARRISON ST	WEST SIDE		337	6			Proposed			
43	Sidewalk Repair	Concrete	1905017689350N2	3		RODMAN ST	NW	35TH ST	IDAHO AVE	NORTH SIDE		722	6			Completed	12/14/2017	12/19/2017	1/19/2018
44	Sidewalk Repair	Concrete	1975011748360S0	3		BRANDYWINE ST	NW	36TH ST	RENO RD	SOUTH SIDE		591	4			Completed	12/14/2017	1/5/2018	1/20/2018
45	Sidewalk Repair	Concrete	2013010330560W0	4		33RD ST	NW	MCKINLEY ST	NORTHAMPTON ST	WEST SIDE		271	4			Proposed			

46	Sidewalk Repair	Concrete	2059018612300S0	3		TILDEN ST	NW	CONNECTICUT AVE	SEDGWICK ST	SOUTH SIDE		594	6			Proposed			
47	Sidewalk Repair	Concrete	2219115798270N0	3		MACOMB ST	NW	27TH ST	CONNECTICUT AVE	NORTH SIDE		480	4			Under Construction			
48	Sidewalk Repair	Concrete	2302016012280S0	4		MCKINLEY ST	NW	UTAH AVE	29TH ST	SOUTH SIDE		236	4			Proposed			
49	Sidewalk Repair	Concrete	2337110290620N0	4		29TH ST	NW	STEPHENSON PL	STEPHENSON LN	NORTH SIDE		1126	4			Proposed			
50	Sidewalk Repair	Concrete	2337118528290S0	4		TENNYSON ST	NW	29TH ST	30TH ST	SOUTH SIDE		485	4			Proposed			
51	Sidewalk Repair	Concrete	2827014615360W0	1		HOLMEAD PL	NW	PERRY PL	SPRING RD	WEST SIDE		242	6			Proposed			
52	Sidewalk Repair	Concrete	2966112704080N0	4		DAHLIA ST	NW	8TH ST	9TH ST	NORTH SIDE		269	6			Under Construction	1/2/2018	2/15/2018	
53	Sidewalk Repair	Concrete	2973018879080S0	4		VAN BUREN ST	NW	8TH ST	PINEY BRANCH RD	SOUTH SIDE		260	6			Completed		12/4/2017	12/5/2017
54	Sidewalk Repair	Concrete	3196018742060N0	4		UNDERWOOD ST	NW	6TH ST	7TH ST	NORTH SIDE		311	6			Under Construction	12/26/2017	2/8/2018	
55	Sidewalk Repair	Concrete	5269028151635W0	7		SOUTHERN AVE	NE	MARYLAND PARK DR	EASTERN AVE	WEST SIDE		375	6			Proposed			
56	Sidewalk Repair	Concrete	5988036909030S0	8		PARKLAND PL	SE	WACLARK PL	MARTIN LUTHER KING JR AVE	SOUTH SIDE		1140	6			Proposed			
57	Sidewalk Repair	Concrete	6164031748060S0	8		BRANDYWINE ST	SE	6TH ST	BARNABY ST	SOUTH SIDE		1218	6			Proposed			
58	Sidewalk Repair	Concrete	1334010403240E0	3		40TH PL	NW	BEECHER ST	CALVERT ST	EAST SIDE		621	6			Proposed			
59	Sidewalk Repair	Concrete	2607010180340E0	3		18TH ST	NW	LAMONT ST	PARK RD	EAST SIDE		274	6			Proposed			
60	Sidewalk Repair	Concrete	3166010070660E0	4		7TH ST	NW	VAN BUREN ST	WHITTIER ST	EAST SIDE		434	6			Proposed			
61	Sidewalk Repair	Concrete	3264010050580E0	4		5TH ST	NW	NICHOLSON ST	OGLETHORPE ST	EAST SIDE		351	6			Completed		12/11/2017	12/12/2017
62	Sidewalk Repair	Concrete	3266010050605E0	4		5TH ST	NW	POWHATAN PL	QUACKENBOS ST	EAST SIDE		321	6			Proposed			
63	Sidewalk Repair	Concrete	5730030936245E1	8		ALABAMA AVE	SE	GAINESVILLE ST	AINGER PL	EAST SIDE		936	5			Proposed			
64	Sidewalk Repair	Brick	0239117611130N1	2		RIGGS ST	NW	13TH ST	14TH ST	NORTH SIDE		297	5			Proposed			
65	Sidewalk Repair	Concrete	0672026948000N0	6		PATTERSON ST, NE, NORTH SIDE	NE			NORTH SIDE		790	6			Proposed			
66	Sidewalk Repair	Brick	0960023438100N0	6		F ST, NE	NE	10TH ST	11TH ST	NORTH SIDE		248	7			Proposed			
67	Sidewalk Repair	Concrete	1050023861145N0	6		G ST,	NE	14TH PL	15TH ST	NORTH SIDE		452	9			Proposed			
68	Sidewalk Repair	Concrete	1300410380270W0	3		38TH ST, NW, WEST SIDE	NW			WEST SIDE		201	5			Proposed			
69	Sidewalk Repair	Concrete	1316111443400S0	3		BEECHER ST	NW	40TH PL	41ST ST	SOUTH SIDE		246	6			Proposed			
70	Sidewalk Repair	Concrete	1365015193465S0	3		KENMORE DR, NW, SOUTH SIDE	NW			SOUTH SIDE		352	4			Proposed			
71	Sidewalk Repair	Concrete	1471013685370W0	3		FORDHAM RD	NW	QUEBEC ST	RODMAN ST	WEST SIDE		768	4			Proposed			
72	Sidewalk Repair	Concrete	1478018807490S0	3		UPTON ST	NW	49TH ST	FORDHAM RD	SOUTH SIDE		480	4			Completed	12/28/2017	1/24/2018	2/10/2018
73	Sidewalk Repair	Concrete	1503018807480S0	3		UPTON ST	NW	48TH ST	49TH ST	SOUTH SIDE		502	3			Completed	12/28/2017	1/24/2018	2/10/2018
74	Sidewalk Repair	Concrete	2014016214330N0	4		MORRISON ST	NW	33RD ST	BROAD BRANCH RD	NORTH SIDE		302	4			Proposed			
75	Sidewalk Repair	Concrete	2106112515290W0	3		CONNECTICUT AVE	NW	CATHEDRAL AVE	HAWTHORNE ST	WEST SIDE		1314	9			Proposed			
76	Sidewalk Repair	Brick	2543010975200S0	1		ALLEN PL	NW	20TH ST	WATERSIDE DR	SOUTH SIDE		296	6			Proposed			
77	Sidewalk Repair	Concrete	2728018099140N0	4		SOMERSET PL	NW	14TH ST	16TH ST	NORTH SIDE		721	6			Proposed			
78	Sidewalk Repair	Concrete	3203010060580W0	4		6TH ST	NW	NICHOLSON ST	OGLETHORPE ST	WEST SIDE		359	6			Completed		1/19/2018	1/26/2018
79	Sidewalk Repair	Concrete	3740020060570S0	4		6TH ST	NE	MADISON ST	NICHOLSON ST	SOUTH SIDE		329	4			Completed		1/19/2018	1/26/2018
80	Sidewalk Repair	Concrete	5779039015150N0	8		W ST	SE	15TH ST	16TH ST	NORTH SIDE		312	6			Completed	12/06/2017	12/6/2017	2/9/2018
81	Sidewalk Repair	Concrete	5846030240310W0	8		24TH ST	SE	IRVING ST	IRVING PL	WEST SIDE		546	6			Proposed			
82	Sidewalk Repair	Concrete	0840020050000E0	6		5TH ST	NE	EAST CAPITOL ST	A ST	EAST SIDE		331	7			Proposed			
83	Sidewalk Repair	Brick	0847030050070E0	6		5TH ST	SE	G ST	VIRGINIA AVE	EAST SIDE		354	6			Proposed			
84	Sidewalk Repair	Concrete	0936020090050E0	6		9TH ST	NE	E ST	F ST	EAST SIDE		359	6			Proposed			
85	Sidewalk Repair	Concrete	4327122474350E0	5		COMMODORE JOSHUA BARNEY DR	NE	FORT LINCOLN DR	NORTH FORT LINCOLN DR	EAST SIDE		2025	6			Under Construction	12/14/2017	1/29/2018	2/15/2018
86	Sidewalk Repair	Concrete	4469020190110E0	5		19TH ST, NE	NE	L ST	SUMMIT ST	EAST SIDE		402	6			Completed	12/14/2017	12/12/2017	1/18/2018
87	Sidewalk Repair	Brick	5611030160190E0	8		16TH ST, SE	SE	T ST	GOOD HOPE RD	EAST SIDE		308	5			Proposed			
88	Sidewalk Repair	Concrete	5724030250340E0	8		25TH ST, SE	SE	SAVANNAH ST	SOUTHERN AVE	EAST SIDE		808	6			Proposed			
89	Sidewalk Repair	Brick	5793032268220E0	8		CHESTER ST, SE, EAST SIDE	SE			EAST SIDE		396	4			Proposed			
90	Sidewalk Repair	Concrete	0546146318030S0	6		N ST, SW, SOUTH SIDE	SW			SOUTH SIDE		508	6			Proposed			
91	Sidewalk Repair	Concrete	0547142866120S0	6		DELAWARE AVE	SW	M ST	CANAL ST	SOUTH SIDE		388	6			Proposed			
92	Sidewalk Repair	Concrete	0914020090050W0	6		9TH ST	NE	E ST	F ST	WEST SIDE		362	6			Proposed			
93	Sidewalk Repair	Concrete	3267010040610W0	4		4TH ST	NW	QUACKENBOS ST	RITTENHOUSE ST	WEST SIDE		367	6			complete	11/27/2017	11/27/2017	12/8/2017
94	Sidewalk Repair	Concrete	3291016675035S0	4		OGLETHORPE ST	NW	3RD ST	4TH ST	SOUTH SIDE		203	6			complete	11/27/2017	12/6/2017	1/10/2018
95	Sidewalk Repair	Concrete	3346219334030S0	4		WHITTIER ST	NW	3RD ST	4TH ST	SOUTH SIDE		465	6			Proposed			
96	Sidewalk Repair	Concrete	4348020280260W0	5		28TH ST	NE	DOUGLAS ST	EVARTS ST	WEST SIDE		330	8			Proposed			
97	Sidewalk Repair	Concrete	5077123991400S0	7		GAULT PL	NE	MINNESOTA AVE	42ND ST	SOUTH SIDE		793	5			Completed by Others			

98	Sidewalk Repair	Concrete	5177020510080W0	7		51ST ST	NE	HAYES ST	JAY ST	WEST SIDE		748	6			Completed by Others			
99	Sidewalk Repair	Concrete	5353033133420N0	7		E ST	SE	TEXAS AVE	HILLTOP TER	NORTH SIDE		1855	6			Proposed			
100	Sidewalk Repair	Concrete	5362131534500W0	7		BENNING RD	SE	H ST	HILLSIDE RD	WEST SIDE		724	6			Proposed			
101	Sidewalk Repair	Concrete	5680030360220W0	7		36TH ST	SE	ALABAMA AVE	AUSTIN ST	WEST SIDE		678	6			Proposed			
102	Sidewalk Repair	Brick	5780038846140S0	8		V ST	SE	14TH ST	15TH ST	SOUTH SIDE		500	3			Completed		12/6/2017	12/12/2017
103	Sidewalk Repair	Concrete	5797030160230W0	8		16TH ST	SE	GALEN ST	FORT STANTON RD	WEST SIDE		453	6			Proposed			
104	Sidewalk Repair	Concrete	5924039288420S0	8		WHEELER RD	SE	BARNABY ST	BARNABY TER	SOUTH SIDE		142	25			Proposed			
105	Sidewalk Repair	Concrete	6219030030400W0	8		3RD ST	SE	ATLANTIC ST	LIVINGSTON TER	WEST SIDE		2498	6			Proposed			
106	Sidewalk Repair	Concrete	2613010180360E0	1		18TH ST	NW	MONROE ST	NEWTON ST	EAST SIDE		600	6			Proposed			
107	Sidewalk Repair	Concrete	2783110143670E0	4		14TH PL	NW	LUZON AVE	ASPEN STE	EAST SIDE		333	3			Proposed			
108	Sidewalk Repair	Concrete	2963010090740E0	4		9TH ST	NW	GERANIUM ST	HEMLOCK ST	EAST SIDE		681	6			Proposed			
109	Sidewalk Repair	Concrete	3263010050575E0	4		5TH ST	NW	MARIETTA PL	NICHOLSON ST	EAST SIDE		202	6			Completed	11/27/2017	12/11/2017	12/20/2017
110	Sidewalk Repair	Concrete	3337110023590E0	4		2ND PL	NW	OGLETHORPE ST	PEABODY ST	EAST SIDE		446	4			Proposed			
111	Sidewalk Repair	Concrete	4068324589110E0	5		HOLBROOK ST	NE	FLORIDA AVE	MORSE ST	EAST SIDE		303	6			Proposed			
112	Sidewalk Repair	Concrete	5692031735250E0	7		BRANCH AVE	SE	CAMDEN ST	DENVER ST	EAST SIDE		330	6			Proposed			
113	Sidewalk Repair	Concrete	5821130180240E0	8		18TH ST	SE	ERIE ST	MORRIS RD	EAST SIDE		378	3			Proposed			
114	Sidewalk Repair	Concrete	1886112678370N0	3		CUMBERLAND ST	NW	RENO RD	GRANT RD	NORTH SIDE		559	6			Proposed			
115	Sidewalk Repair	Concrete	1933113243360N0	3		EDMUNDS ST	NW	36TH ST	36TH PL	NORTH SIDE		269	4			Proposed			
116	Sidewalk Repair	Concrete	1970010949350S0	3		ALBEMARLE ST	NW	35TH ST	36TH ST	SOUTH SIDE		773	6			Proposed			
117	Sidewalk Repair	Concrete	1972010949350N0	3		ALBEMARLE ST	NW	35TH ST	36TH ST	NORTH SIDE		1086	6			Proposed			
118	Sidewalk Repair	Concrete	1989014998360S0	3		JENIFER ST	NW	NEBRASKA AVE	CHEVY CHASE PKWY	SOUTH SIDE		527	6			Completed	11/27/2017	11/28/2017	12/5/2017
119	Sidewalk Repair	Concrete	2000016714340N0	3		OLIVER ST	NW	BROAD BRANCH RD	NEVADA AVE	NORTH SIDE		569	4			Completed	11/27/2017	11/27/2017	12/1/2017
120	Sidewalk Repair	Concrete	2011010330570W0	3		33RD ST	NW	NORTHAMPTON ST	OLIVER ST	WEST SIDE		969	4			Proposed			
121	Sidewalk Repair	Concrete	2018018833625W0	4		UTAH AVE	NW	32ND ST	TENNYSON ST	WEST SIDE		107	6			Completed			
122	Sidewalk Repair	Concrete	2079115798290N0	3		MACOMB ST	NW	CONNECTICUT AVE	ROSS PL	NORTH SIDE		919	4			Under Construction		2/8/2018	
123	Sidewalk Repair	Concrete	2214015798270S0	3		MACOMB ST	NW	27TH ST	CONNECTICUT AVE	SOUTH SIDE		455	3			Under Construction		2/8/2018	
124	Sidewalk Repair	Concrete	2270013276300S0	3		ELLICOTT ST	NW	30TH ST	30TH PL	SOUTH SIDE		449	4			Proposed			
125	Sidewalk Repair	Concrete	2292016064270S0	4		MILITARY RD	NW	27TH ST	28TH ST	SOUTH SIDE		141	3			Proposed			
126	Sidewalk Repair	Concrete	2340010290620S0	4		29TH ST	NW	STEPHENSON PL	STEPHENSON LN	SOUTH SIDE		762	6			Proposed			
127	Sidewalk Repair	Concrete	2516012814220S0	2		DECATUR PL	NW	22ND ST	MASSACHUSETTS AVE	SOUTH SIDE		882	5			Proposed			
128	Sidewalk Repair	Concrete	3166018879065N0	4		VAN BUREN ST	NW	6TH ST	7TH ST	NORTH SIDE		236	6			Proposed			
129	Sidewalk Repair	Concrete	3176010070720W0	4		7TH ST	NW	ELDER ST	FERN PL	WEST SIDE		316	6			Proposed			
130	Sidewalk Repair	Concrete	3194018879050N0	4		VAN BUREN ST	NW	5TH ST	6TH ST	NORTH SIDE		371	6			Proposed			
131	Sidewalk Repair	Concrete	3201116968050N0	4		PEABODY ST	NW	5TH ST	7TH ST	NORTH SIDE		667	6			Proposed			
132	Sidewalk Repair	Concrete	3204216487050S0	4		NICHOLSON ST	NW	5TH ST	6TH ST	SOUTH SIDE		307	6			Completed	12/18/2017	12/14/2017	12/14/2017
133	Sidewalk Repair	Concrete	3264016487040N0	4		NICHOLSON ST	NW	4TH ST	5TH ST	NORTH SIDE		462	6			Completed	11/27/2017	12/21/2017	12/22/2017
134	Sidewalk Repair	Concrete	3266017293040S0	4		QUACKENBOS ST	NW	4TH ST	5TH ST	SOUTH SIDE		467	6			Proposed			
135	Sidewalk Repair	Concrete	3338010020600W0	4		2ND ST	NW	PEABODY ST	QUACKENBOS ST	WEST SIDE		328	6			Proposed			
136	Sidewalk Repair	Concrete	3708226422560W0	4		NEW HAMPSHIRE AVE	NE	LONGFELLOW ST	BLAIR RD	WEST SIDE		56	5			Proposed			
137	Sidewalk Repair	Concrete	3711022333572N0	4		CHILLUM PL	NE	3RD ST	2ND ST	NORTH SIDE		359	4			Proposed			
138	Sidewalk Repair	Concrete	3731127293030N0	4		QUACKENBOS ST	NE	3RD ST	EASTERN AVE	NORTH SIDE		676	6			Proposed			
139	Sidewalk Repair	Concrete	3890128482100N0	5		TAUSSIG PL	NE	10TH ST	12TH ST	NORTH SIDE		624	6			Under Construction	1/31/2028	2/8/2018	2/14/2018
140	Sidewalk Repair	Concrete	4067224589120W0	5		HOLBROOK ST	NE	MORSE ST	NEAL ST	WEST SIDE		326	6			Completed		12/19/2017	1/18/2018
141	Sidewalk Repair	Concrete	4068224589110W0	5		HOLBROOK ST	NE	FLORIDA AVE	MORSE ST	WEST SIDE		298	6			Completed		12/19/2017	1/18/2018
142	Sidewalk Repair	Concrete	4304020303370W0	5		30TH PL	NE	OTIS ST	PERRY ST	WEST SIDE		354	6			Proposed			
143	Sidewalk Repair	Concrete	4339022054290S0	5		CARLTON AVE	NE	SOUTH DAKOTA AVE	CENTRAL AVE	SOUTH SIDE		811	6			Proposed			
144	Sidewalk Repair	Concrete	5044026116397W0	7		MINNESOTA AVE	NE	DIX ST	BENNING RD	WEST SIDE		375	18			Under Construction in Federal Contract			
145	Sidewalk Repair	Concrete	5047021027350S0	7		AMES ST	NE	35TH ST	36TH ST	SOUTH SIDE		620	6			Completed	11/16/2017	11/15/2017	11/21/2017
146	Sidewalk Repair	Concrete	5257023198061W0	7		EASTERN AVE	NE	61ST AVE	60TH ST	WEST SIDE		520	6			Under Construction in Federal Contract			
147	Sidewalk Repair	Concrete	5342034316480N0	7		HANNA PL	SE	BENNING RD	51ST ST	NORTH SIDE		912	5			Completed			
148	Sidewalk Repair	Concrete	5363134537460S0	7		HILLSIDE RD	SE	46TH ST	BENNING RD	SOUTH SIDE		630	6			Completed by Others			
149	Sidewalk Repair	Concrete	5727030300300W0	8		30TH ST	SE	HARTFORD ST	BUENA VISTA TER	WEST SIDE		1123	6			Proposed			

150	Sidewalk Repair	Concrete	6159032255080N0	8		CHESAPEAKE ST	SE	8TH ST	SOUTHERN AVE	NORTH SIDE		991	6			Proposed			
-----	-----------------	----------	-----------------	---	--	---------------	----	--------	--------------	------------	--	-----	---	--	--	----------	--	--	--

DDOT STREETLIGHTS: LOCATION OF LED LIGHTS, WASHINGTON DC



DDOT STREETLIGHTS: LOCATIONS OF INSTALLED LED LIGHTS IN WASHINGTON DC

ROADCLASSIFICATION	Ward 1	Ward 2	Ward 3	Ward 4	Ward 5	Ward 6	Ward 7	Ward 8	Total Lights
Interstate						23			23
Other Freeway and Expressway		4				17	44		65
Principal Arterial	22	155	125	51	111	236	20		720
Minor Arterial	46	94	27	58	115	70	86	108	604
Collector	5	49	15	58	95	111	30	59	422
Local	195	148	191	669	431	387	1078	567	3666
Total	268	450	358	836	752	844	1258	734	5500

Source: DDOT Streetlight GIS

HOUSENO	STREETNAME	CROSSSTREE	WARD	QUADRANT	Pole ID Tag	CCT	LIGHTMANUF	WATTAGE1	WHATMODIFI
1912	PARK RD	19TH ST	1	NW	10499	5000	LSG	54	70HPS to 54LED.
0	GEORGIA AVE	W ST	1	NW	14056	4000	King Luminaire	200	250H to 200L.
431	KENYON ST	PARK PL	1	NW	12011	5000	LSG	75	100HPS to 75LED.
1840	7TH ST	T ST	1	NW	1A129	4000	King Luminaire	100	400HPS to 100LED. PP to T20. Relocate. 13410
0	7TH ST	S ST	1	NW	14130	4000	King Luminaire	150	400HPS to 150LED.
0	GEORGIA AVE	BRYANT ST	1	NW	13386	4000	Spring City	200	250H to 200L.
705	FLORIDA AVE	GEORGIA AVE	1	NW	14476	4000	King Luminaire	100	250H to 100L, pole replace.
1844	IRVING ST	HOBART ST	1	NW	10533DC	5000	LSG	54	189INC to 54LED.
2520	11TH ST	CLIFTON ST	1	NW	12354	4000	Philips	30	100H to 30L.
772	FAIRMONT ST	SHERMAN AVE	1	NW	12402	4000	Philips	30	189INC to 30LED.
2528	11TH ST	CLIFTON ST	1	NW	12352DC	4000	Philips	30	100H to 30L.
2500	5TH ST	GRESHAM PL	1	NW	13522	4000	King Luminaire	120	250H to 120L.
48	ADAMS ST	1ST ST	5	NW	53170	5000	LSG	75	74LED to 75LED.
2500	5TH ST	GRESHAM PL	1	NW	13520	4000	King Luminaire	120	250HPS to 120LED.
2500	5TH ST	HOWARD PL	1	NW	13525	4000	King Luminaire	120	250H to 120L.
0	PEABODY ST	2ND ST	4	NW	4N060DC	5000	LSG	75	295INC to 75LED.
900	SHERIDAN ST	9TH ST	4	NW	4N004DC	4000	Philips	70	250HPS to 70LED.
702	PEABODY ST	7TH ST	4	NW	4N080DC	5000	LSG	50	295INC to 50LED.
6108	1ST PL	CHILLUM PL	4	NE	4P309DC	4000	Philips	70	100HPS to 72LED.
780	FAIRMONT ST	SHERMAN AVE	1	NW	12401	4000	Philips	30	189INC to 30LED.
619	DELAFIELD PL	7TH ST	4	NW	4R559	4000	Philips	100	295I to 100L.
4300	13TH ST	ALLISON ST	4	NW	4U143	4000	Philips	110	400HPS to 110LED. Pole 4K429 replaced.
1453	PRIMROSE RD	NORTHGATE RD	4	NW	4C882DC	5000	LSG	75	189INC to 75LED.
7051	SPRING PL	CHESTNUT ST	4	NW	4H523	4000	Philips	35	295IN to 35L. WP to 5A, rel.
7618	GEORGIA AVE	SHEPHERD RD	4	NW	4D637DC	5000	LSG	75	100HPS to 75LED.
425	BUTTERNUT ST	4TH ST	4	NW	4H457DC	4000	Philips	35	70HPS to 35LED.
1225	CLIFTON ST	13TH ST	1	NW	12346	4000	Philips	30	189I to 30L.
3226	QUESADA ST	32ND ST	4	NW	4B553DC	5000	LSG	75	70HPS to 75LED.
7424	9TH ST	HEMLOCK ST	4	NW	4D813DC	4000	Philips	70	295INC to 70LED.
1433	IRIS ST	16TH ST	4	NW	4C898DC	5000	LSG	75	70HPS to 75LED.
1428	IRIS ST	16TH ST	4	NW	4C891DC	5000	LSG	75	189INC to 75LED.
1331	GERANIUM ST	14TH ST	4	NW	4C913DC	5000	LSG	75	70HPS to 75LED.
2721	SHERMAN AVE	GIRARD ST	1	NW	12432	4000	Philips	30	189INC to 30LED.
3243	QUESADA ST	33RD ST	4	NW	4B561DC	5000	LSG	75	70HPS to 75LED.
1927	HAMLIN ST	20TH ST	5	NE	5B144DC	4000	Philips	110	100HPS to 110LED.
1212	EUCLID ST	12TH ST	1	NW	12345	4000	Philips	30	189I to 30L.
4343	ALTON PL	44TH ST	3	NW	36161DC	5000	LSG	54	189INC to 54LED.
4401	YUMA ST	47TH ST	3	NW	36134DC	5000	LSG	54	70HPS to 54LED.
6001	BROAD BRANCH RD	RITTENHOUSE ST	4	NW	4B520DC	5000	LSG	50	75LED to 50LED.
560	PEABODY ST	7TH ST	4	NW	4N078DC	5000	LSG	50	295INC to 50LED.
1448	LEEGATE RD	16TH ST	4	NW	4C209DC	5000	LSG	75	70HPS to 75LED.
0	30TH ST	EVARTS ST	5	NE	5B216DC	4000	Philips	100	250H to 110L.
5119	7TH ST	HAMILTON ST	4	NW	4M775DC	4000	Philips	35	100HPS to 35LED.
5109	7TH ST	GALLATIN ST	4	NW	4M168	4000	King Luminaire	100	150HPS to 100LED.
727	FAIRMONT ST	GEORGIA AVE	1	NW	12428DC	4000	Philips	30	175MV to 30LED.
105	FRANKLIN ST	GIRARD ST	5	NE	56236	4000	Philips	215	400HPS to 215LED.
750	FAIRMONT ST	GEORGIA AVE	1	NW	12404	4000	Philips	30	100HPS to 30LED.
639	FRANKLIN ST	7TH ST	5	NE	56251DC	4000	Philips	110	250HPS to 110LED.
511	FRANKLIN ST	5TH ST	5	NE	56245DC	4000	Philips	110	250HPS to 110LED.
729	FAIRMONT ST	GEORGIA AVE	1	NW	12429	4000	Philips	30	189INC to 30LED.
0	OKIE ST	FENWICK ST	5	NE	52603DC	4000	Philips	110	400HPS to 110LED.
0	NORTH CAPITOL ST	IRVING ST	5	NW	53842	4000	Philips	215	250HPS to 215LED.
1015	8TH ST	WEST VIRGINIA AVE	6	NE	62026	5000	LSG	75	189INC to 75LED.
800	PENNSYLVANIA AVE	8TH ST	6	SE	65332	4000	Philips	215	400HPS to 215LED.
421	SEWARD SQ	5TH ST	6	SE	65784	4000	Philips	215	400H to 215L.
1012	49TH PL	LEE ST	7	NE	70783DC	4000	Philips	110	400HPS to 110LED.
1218	POTOMAC AVE	12TH ST	6	SE	66131	4000	Philips	215	400HPS to 215LED.
701	PENNSYLVANIA AVE	D ST	6	SE	65328	4000	Philips	215	400HPS to 215LED.
0	POTOMAC AVE	13TH ST	6	SE	66127	4000	Philips	215	400HPS to 215LED.
909	NEW JERSEY AVE	I ST	6	SE	67471	4000	King Luminaire	100	400H to 100L.
33	46TH ST	CENTRAL AVE	7	NE	72182DC	5000	LSG	75	74LED to 75LED.
617	ACKER PL	6TH ST	6	NE	61824	5000	LSG	75	100HPS to 75LED.
647	E ST	7TH ST	6	NE	61806	5000	LSG	75	189INC to 75LED.
4706	CLAY ST	47TH ST	7	NE	72102DC	5000	LSG	75	74LED to 75LED.
531	9TH ST	F ST	6	NE	62182	5000	LSG	75	175MV to 75LED.
4718	CLAY ST	49TH ST	7	NE	72106DC	5000	LSG	75	74LED to 75LED.
0	K ST	SOUTH CAPITOL ST	6	SW	66982	4000	Philips	110	400H to 110L.
513	SEWARD SQ	PENNSYLVANIA AVE	6	SE	65426	4000	Philips	110	250H to 110L.
1235	D ST	13TH ST	6	NE	62895	5000	LSG	75	189INC to 75LED.
3505	AMES ST	35TH ST	7	NE	74123DC	5000	LSG	75	74LED to 75LED.
1241	WYLIE ST	13TH ST	6	NE	62477	5000	LSG	75	100HPS to 75LED.
811	12TH ST	H ST	6	NE	62474	5000	LSG	75	70HPS to 75LED.
0	13TH ST	WYLIE ST	6	NE	62471	4000	Philips	215	400HPS to 215LED.
628	5TH ST	G ST	6	NE	61623	5000	LSG	75	189INC to 75LED.
1330	BRANCH AVE	HIGHWOOD DR	7	SE	77576DC	4000	Philips	110	250HPS to 110LED.
3210	NASH PL	HIGHWOOD DR	7	SE	77711DC	4000	Philips	70	100HPS to 72LED.
3900	R ST	FORT DAVIS ST	7	SE	77953DC	4000	Philips	215	250HPS to 215LED.
0	FORT DAVIS ST	R ST	7	SE	77930DC	4000	Philips	215	250HPS to 215LED.
3006	Q ST	P ST	7	SE	78507DC	4000	Philips	110	250HPS to 110LED.
517	9TH ST	E ST	6	NE	62179	5000	LSG	75	100HPS to 75LED.
3217	POPE ST	BRANCH AVE	7	SE	77839DC	4000	Philips	70	100HPS to 72LED.
0	BRANCH AVE	NASH ST	7	SE	77574DC	4000	Philips	110	250HPS to 110LED.
4612	BASS PL	BASS CIR	7	SE	75144DC	4000	Philips	135	400HPS to 135LED.
2600	30TH ST	ERIE ST	7	SE	79026DC	4000	Philips	110	250HPS to 110LED.
513	9TH ST	E ST	6	NE	62178	5000	LSG	75	100HPS to 75LED.
417	3RD ST	E ST	6	NE	61483	5000	LSG	75	189INC to 75LED.
219	PARKER ST	3RD ST	6	NE	61385	5000	LSG	54	100H to 54L. 8/21/2015 Correct asset type.
800	L'ENFANT PROMENADE	9TH ST	6	SW	66620	4000	Philips	200	250HPS to 200LED.
122	47TH ST	CENTRAL AVE	7	NE	72270DC	5000	LSG	75	74LED to 75LED.
2926	KNOX PL	ALABAMA AVE	8	SE	83056DC	4000	Philips	110	250HPS to 110LED.
4310	H ST	CHAPLIN ST	7	SE	76125DC	4000	Philips	30	70H to 30L.
608	44TH ST	FOOTE ST	7	NE	71463DC	5000	LSG	75	74LED to 75LED.
1500	BRANCH AVE	Q ST	7	SE	77581DC	4000	Philips	110	250HPS to 110LED.
1733	38TH ST	S ST	7	SE	77824DC	4000	Philips	110	100HPS to 110LED.
613	GALVESTON PL	6TH ST	8	SE	84482DC	5000	LSG	75	189INC to 75LED.
830	RIDGE RD	BURNS ST	7	SE	76864DC	4000	Philips	110	250HPS to 110LED.
3911	R ST	FORT DAVIS ST	7	SE	77954DC	4000	Philips	215	250HPS to 215LED.
3413	TEXAS AVE	S ST	7	SE	77814DC	4000	Philips	70	100HPS to 72LED.

319	PENNSYLVANIA AVE	4TH ST	6	SE	65433	4000	Philips	215	400HPS to 215LED.
1764	W ST	18TH ST	8	SE	80758DC	4000	Philips	60	100H to 60L.
800	RIDGE RD	G ST	7	SE	76854DC	4000	Philips	110	250HPS to 110LED.
5212	F ST	53RD ST	7	SE	75365DC	4000	Philips	135	250HPS to 135LED.
1655	40TH ST	R ST	7	SE	77984DC	5000	LSG	75	74LED to 75LED.
3029	BUENA VISTA TER	30TH ST	8	SE	82993DC	5000	LSG	75	74LED to 75LED.
2400	HOWARD RD	MARTIN LUTHER KING JR AVE	8	SE	81286DC	4000	Philips	215	400HPS to 215LED.
4601	46TH ST	HILLSIDE RD	7	SE	75663DC	4000	Philips	135	250HPS to 135LED.
4340	GARRISON ST	44TH ST	3	NW	30915DC	4000	Philips	70	405INC to 72LED.
606	CHAPLIN ST	F ST	7	SE	76167DC	5000	LSG	75	74LED to 75LED.
3422	CARPENTER ST	35TH ST	7	SE	77726DC	4000	Philips	70	100HPS to 70LED.
534	46TH ST	F ST	7	SE	75685DC	4000	Philips	135	250HPS to 135LED.
3565	TEXAS AVE	CARPENTER ST	7	SE	77805DC	4000	Philips	70	100HPS to 70LED.
2001	37TH ST	ALABAMA AVE	7	SE	79412DC	4000	Philips	110	250HPS to 110LED.
67	FORRESTER ST	SOUTH CAPITOL ST	8	SW	84692DC	4000	Philips	60	150H to 60L.
2618	32ND ST	ERIE ST	7	SE	74847DC	5000	LSG	75	74LED to 75LED.
3242	T ST	33RD ST	7	SE	76314DC	4000	Philips	70	100HPS to 70LED.
0	PENNSYLVANIA AVE	7TH ST	6	SE	65420	4000	Philips	215	400HPS to 215LED.
4413	BROOKS ST	44TH ST	7	NE	71658DC	5000	LSG	75	74LED to 75LED.
0	37TH ST	ALABAMA AVE	7	SE	7A082DC	4000	Philips	110	250HPS to 110LED.
1913	T PL	21ST PL	8	SE	79271DC	4000	Philips	110	250HPS to 110LED.
1306	BRANCH AVE	NASH ST	7	SE	77573DC	4000	Philips	110	250HPS to 110LED.
3244	O ST	CARPENTER ST	7	SE	77683DC	4000	Philips	70	100HPS to 70LED.
5503	HAYES ST	55TH ST	7	NE	72673DC	5000	LSG	75	150HPS to 75LED.
3678	HIGHWOOD DR	POPE ST	7	SE	77749DC	4000	Philips	70	100HPS to 70LED.
0	HILLTOP TER	CHAPLIN ST	7	SE	76111DC	4000	Philips	60	100H to 60L.
631	BARNES ST	ROOSEVELT PL	7	NE	7U751	4000	King Luminaire	100	250h TO 100L. 72468 rep. 716 to Up.
1429	34TH ST	NASH PL	7	SE	77719DC	4000	Philips	70	100HPS to 70LED.
146	UHLAND TER	SUMMIT PL	5	NE	59657	5000	LSG	75	189INC to 75LED.
0	49TH PL	LEE ST	7	NE	70785DC	4000	Philips	110	400HPS to 110LED.
3850	NASH ST	CARPENTER ST	7	SE	77788DC	4000	Philips	70	100HPS to 70LED.
513	8TH ST	E ST	6	NE	62173	5000	LSG	75	189INC to 75LED.
0	53RD ST	E ST	7	SE	75349DC	4000	Philips	110	250HPS to 110LED.
0	BENNING RD	ANACOSTIA AVE	5	NE	74681	4000	Philips	215	400h to 215L.
0	BENNING RD	ANACOSTIA AVE	7	NE	74680	4000	Philips	215	400h to 215L.
1207	47TH PL	MEADE ST	7	NE	71040DC	4000	Philips	30	150H to 30L.
501	32ND ST	E ST	7	SE	76467DC	4000	Philips	30	70HPS to 30LED.
1917	T ST	21ST PL	8	SE	79287DC	4000	Philips	35	150HPS to 35LED.
1515	CORCORAN ST	16TH ST	2	NW	26954	5000	LSG	75	70HPS to 75LED.
5202	BANKS PL	DIVISION AVE	7	NE	73268DC	5000	LSG	75	74LED to 75LED.
1502	R ST	16TH ST	2	NW	26953	5000	LSG	75	70HPS to 75LED.
0	6TH ST	FORRESTER ST	8	SE	84046DC	4000	Philips	215	400HPS to 215LED.
3203	G ST	32ND ST	7	SE	76707DC	5000	LSG	75	74LED to 75LED.
746	RIDGE RD	G ST	7	SE	76853DC	4000	Philips	110	250HPS to 110LED.
3125	E ST	32ND ST	7	SE	76466DC	4000	Philips	30	70HPS to 30LED.
1	POTOMAC AVE	SOUTH CAPITOL ST	6	SW	67185DC	4000	Philips	215	250H to 215L.
1100	11TH ST	M ST	6	SE	6L993	4000	King Luminaire	200	400HPS to 200LED. Pole 67614 replaced.
0	BENNING RD	ANACOSTIA AVE	7	NE	74458	4000	Philips	215	400h to 215L.
0	BENNING RD	ANACOSTIA AVE	7	NE	74460	4000	Philips	215	400h to 215L.
419	VALLEY AVE	4TH ST	8	SE	83763DC	4000	Philips	215	400H to 215L.
1546	41ST ST	SOUTHERN AVE	7	SE	78310DC	5000	LSG	75	74LED to 75LED.
1711	40TH ST	R ST	7	SE	77940DC	4000	Philips	70	70HPS to 72LED.
900	2ND ST	K ST	6	SE	67492	4000	King Luminaire	100	400H to 100L.
329	59TH ST	DIX ST	7	NE	72882DC	5000	LSG	75	74LED to 75LED.
0	55TH ST	DIX ST	7	NE	72784DC	4000	King Luminaire	100	400HPS to 100LED. Correct LWF.
3708	ELY PL	37TH PL	7	SE	76948DC	4000	Philips	110	250HPS to 110LED.
0	VIRGINIA AVE	8TH ST	6	SE	67621	4000	Philips	215	250HPS to 215LED.
4928	ASTOR PL	50TH ST	7	SE	75238DC	4000	Philips	135	250HPS to 135LED.
0	PENNSYLVANIA AVE	15TH ST	6	SE	65360	4000	Philips	215	400HPS to 215LED.
3626	ALABAMA AVE	36TH PL	7	SE	79068DC	4000	Philips	110	250HPS to 110LED.
736	50TH ST	HAYES ST	7	NE	70427DC	5000	LSG	75	150HPS to 75LED.
17	46TH ST	A ST	7	SE	75061DC	4000	Philips	135	250HPS to 135LED.
11	46TH ST	EAST CAPITOL ST	7	SE	75062DC	4000	Philips	135	250HPS to 135LED.
4644	EASY PL	BENNING RD	7	SE	75823DC	5000	LSG	75	189INC to 75LED.
5115	F ST	51ST ST	7	SE	75363DC	4000	Philips	135	250HPS to 135LED.
1045	WISCONSIN AVE	SOUTH ST	2	NW	21199	4000	Philips	35	189INC to 35LED. Relocated.
1016	2ND PL	L ST	6	SE	68132	4000		70	295INC to 250HPS. Pole, fixture replaced.
1607	38TH ST	CARPENTER ST	7	SE	77835DC	4000	Philips	110	100HPS to 110LED.
318	60TH ST	CLAY ST	7	NE	72884DC	5000	LSG	75	74LED to 75LED.
310	63RD ST	CLAY ST	7	NE	73005DC	5000	LSG	75	74LED to 75LED.
3210	NASH PL	POPE ST	7	SE	77712DC	4000	Philips	70	100HPS to 72LED.
4208	HILLSIDE RD	BURNS ST	7	SE	76004DC	5000	LSG	75	100HPS to 75LED.
37	L ST	HALF ST	6	SE	67430DC	4000	Philips	24	189INC to 25LED.
4067	GRANT ST	MINNESOTA AVE	7	NE	71423DC	5000	LSG	75	74LED to 75LED.
724	50TH ST	NANNIE HELEN BURROUGHS AVE	7	NE	70429DC	5000	LSG	75	150HPS to 75LED.
4407	GRANT ST	44TH ST	7	NE	71443DC	4000	Philips	70	250HPS to 70LED. Arm and Fixture.
5309	ASTOR PL	53RD ST	7	SE	75571DC	4000	Philips	135	400HPS to 135LED.
812	HILLTOP TER	CHAPLIN ST	7	SE	76133DC	4000	Philips	30	70H to 30L.
4647	HILLSIDE RD	BENNING RD	7	SE	75820DC	4000	Philips	215	400H to 215L. 2/13/2013 250HPS to 400HPS.
74	N ST	1ST ST	6	SW	67290	4000	King Luminaire	150	Correct asset type.
712	RIDGE RD	G ST	7	SE	76849DC	4000	Philips	110	250HPS to 110LED.
5029	B ST	50TH ST	7	SE	75250DC	4000	Philips	135	250HPS to 135LED.
0	PENNSYLVANIA AVE	7TH ST	6	SE	65327	4000	Philips	215	400HPS to 215LED.
0	M ST	SOUTH CAPITOL ST	6	SW	66854	4000	King Luminaire	200	400H to 200L.
0	BRANCH AVE	LYNDALE PL	7	SE	77564DC	4000	Philips	110	400HPS to 110LED.
3030	M PL	MINNESOTA AVE	7	SE	76671DC	5000	LSG	75	74LED to 75LED.
4401	BANKS PL	44TH ST	7	NE	71652DC	5000	LSG	75	74LED to 75LED.
650	PENNSYLVANIA AVE	6TH ST	6	SE	65324	4000	Philips	215	400HPS to 215LED.
3724	S ST	38TH ST	7	SE	77818DC	4000	Philips	70	100HPS to 72LED.
1413	34TH ST	NASH PL	7	SE	77717DC	4000	Philips	70	100HPS to 72LED.
1147	44TH PL	HILLSIDE RD	7	SE	75901DC	4000	Philips	135	250HPS to 135LED.
3508	ELY PL	ANACOSTIA RD	7	SE	76961DC	4000	Philips	110	250HPS to 110LED.
3229	E ST	33RD ST	7	SE	76470DC	4000	Philips	30	70HPS to 30LED.
532	46TH ST	F ST	7	SE	75686DC	4000	Philips	135	250HPS to 135LED.
1120	46TH ST	HILLSIDE RD	7	SE	75669DC	4000	Philips	135	250HPS to 135LED.
161	35TH ST	BLAINE ST	7	NE	74080DC	5000	LSG	75	74LED to 75LED.
0	BRANCH AVE	POPE ST	7	SE	77571DC	4000	Philips	110	250HPS to 110LED.
330	63RD ST	CLAY ST	7	NE	73008DC	5000	LSG	75	175MV to 75LED. Correct LWF.
5408	E ST	SOUTHERN AVE	7	SE	75636DC	4000	Philips	110	250HPS to 110LED.

0 49TH ST	A ST	7	SE	75094DC	4000	Philips	135	250HPS to 135LED.
0 49TH ST	AYERS PL	7	SE	75096DC	4000	Philips	135	250HPS to 135LED.
0 36TH ST	CROFFUT PL	7	SE	77328DC	4000	Philips	110	250HPS to 110LED
1212 44TH PL	HILLSIDE RD	7	SE	75886DC	5000	LSG	75	74LED to 75LED.
3742 ELY PL	RIDGE RD	7	SE	76944DC	4000	Philips	110	250HPS to 110LED.
724 CHAPLIN ST	BURNS ST	7	SE	76123DC	4000	Philips	30	70H to 30L.
4260 FOOTE ST	44TH ST	7	NE	71465DC	5000	LSG	75	74LED to 75LED.
4326 H ST	CHAPLIN ST	7	SE	76127DC	4000	Philips	30	70H to 30L.
821 HILLTOP TER	CHAPLIN ST	7	SE	76109DC	4000	Philips	60	100H to 60L.
1136 46TH ST	HILLSIDE RD	7	SE	75667DC	4000	Philips	135	250HPS to 135LED.
300 COLLEGE ST	4TH ST	1	NW	1U199	4000	King Luminaire	100	
1904 3RD ST	T ST	5	NE	59640	5000	LSG	75	175MV to 75LED. Correct LWF.
3600 ELY PL	ANACOSTIA RD	7	SE	76959DC	4000	Philips	110	250HPS to 110LED.
1117 24TH ST	M ST	2	NW	24801	4000	Philips	30	70H to 30L.
2005 T ST	21ST PL	8	SE	79286DC	4000	Philips	35	150HPS to 35LED.
829 HILLTOP TER	ALABAMA AVE	7	SE	76108DC	4000	Philips	60	100H to 60L.
0 OVERLOOK AVE	SOUTH CAPITOL ST	8	SW	82092	4000	King Luminaire	150	250HPS to 150LED.
5219 E ST	53RD ST	7	SE	75350DC	4000	Philips	110	250HPS to 110LED.
1433 SOUTHERN AVE	13TH ST	8	SE	83481DC	4000	Philips	215	400HPS to 215LED.
254 MALCOLM X AVE	OAKWOOD ST	8	SE	81836DC	4000	Philips	110	400HPS to 110LED.
864 BURNS ST	HILLSIDE RD	7	SE	75984DC	4000	Philips	110	100HPS to 110LED.
5215 B ST	53RD ST	7	SE	75262DC	4000	Philips	135	250HPS to 135LED.
4133 WHEELER RD	BARNABY TER	8	SE	84433DC	5000	LSG	75	74LED to 75LED.
1210 SOUTHERN AVE	13TH ST	8	SE	83658DC	4000	Philips	215	400HPS to 215LED.
0 SOUTH CAPITOL ST	LIVINGSTON RD	8	SE	84900DC	4000	Philips	215	400H to 215L.
1428 U ST	15TH ST	2	NW	26831	5000	LSG	50	100HPS to 50LED.
2270 MOUNT VIEW PL	MAPLE VIEW PL	8	SE	80632DC	5000	LSG	75	74LED to 75LED.
489 VALLEY AVE	9TH ST	8	SE	83757DC	4000	Philips	215	400H to 215L.
0 39TH ST	GARFIELD ST	3	NW	36392DC	4000	LSG	60	295INC to 60LED.
3512 6TH ST	MISSISSIPPI AVE	8	SE	85594DC	4000	Philips	110	400HPS to 110LED.
1905 33RD ST	T ST	7	SE	76319DC	4000	Philips	110	250HPS to 110LED.
3356 6TH ST	SAVANNAH ST	8	SE	85602DC	4000	Philips	110	400HPS to 110LED.
0 ALABAMA AVE	7TH ST	8	SE	85418DC	4000	Philips	110	400HPS to 110LED. Arm.
600 ALABAMA AVE	6TH ST	8	SE	85406DC	4000	Philips	110	100HPS to 110LED. Arm.
3366 BROTHERS PL	HIGHVIEW PL	8	SE	85317DC	5000	LSG	75	74LED to 75LED.
3500 ELY PL	ANACOSTIA RD	7	SE	76962DC	4000	Philips	110	250HPS to 110LED.
0 MALCOLM X AVE	MARTIN LUTHER KING JR AVE	8	SE	81987DC	4000	Philips	110	400HPS to 110LED.
4031 SOUTH CAPITOL ST	ATLANTIC ST	8	SW	84827DC	5000	LSG	75	74LED to 75LED.
0 BENNING RD	ANACOSTIA AVE	7	NE	74679	4000	Philips	215	400H to 215L.
1233 U ST	MARTIN LUTHER KING JR AVE	8	SE	81064	5000	LSG	75	70HPS to 75LED.
3109 BUENA VISTA TER	30TH ST	8	SE	82995DC	5000	LSG	75	189INC to 75LED.
930 FARRAGUT ST	GEORGIA AVE	4	NW	4R066	4000	King Luminaire	100	250HPS to 100LED.
620 MELLON ST	MARTIN LUTHER KING JR AVE	8	SE	81774DC	5000	LSG	75	74LED to 75LED.
1425 T ST	15TH ST	2	NW	26842	5000	LSG	50	100HPS to 50LED.
0 CARPENTER ST	38TH ST	7	SE	77774DC	4000	Philips	110	100HPS to 110LED.
0 46TH ST	HILLTOP TER	7	SE	75675DC	4000	Philips	135	250HPS to 135LED.
2125 36TH PL	U ST	7	SE	74977DC	4000	Philips	110	250HPS to 110LED.
1529 CORCORAN ST	16TH ST	2	NW	26957	5000	LSG	75	70HPS to 75LED.
0 NEWCOMB ST	MALCOLM X AVE	8	SE	81844DC	4000	Philips	110	400HPS to 110LED.
2420 MARTIN LUTHER KING JR AVE	TALBERT ST	8	SE	82148DC	4000	Philips	60	150H to 60L.
632 CHAPLIN ST	G ST	7	SE	76163DC	5000	LSG	75	74LED to 75LED.
2313 HARTFORD ST	23RD ST	8	SE	83051DC	4000	Philips	110	150HPS to 110LED.
814 YUMA ST	8TH ST	8	SE	84353DC	5000	LSG	75	189INC to 75LED.
1058 BARNABY TER	WHEELER RD	8	SE	84145DC	4000	Philips	110	250HPS to 110LED.
1825 T PL	T ST	8	SE	79269DC	4000	Philips	110	250HPS to 110LED.
4330 HALLEY TER	ELMIRA ST	8	SE	84724DC	5000	LSG	75	74LED to 75LED.
3729 NASH ST	TEXAS AVE	7	SE	77796DC	4000	Philips	70	100HPS to 70LED.
1709 38TH ST	S ST	7	SE	77827DC	4000	Philips	110	100HPS to 110LED.
1234 CHAPLIN ST	RIDGE RD	7	SE	75950DC	5000	LSG	75	70HPS to 75LED.
5000 H ST	BENNING RD	7	SE	75472DC	4000	Philips	215	400H to 215L. 2/12/2013 250H to 400H.
0 BENNING RD	ANACOSTIA AVE	7	NE	74461	4000	Philips	215	400H to 215L.
0 SHERIDAN RD	BOWEN RD	8	SE	88102	4000	King Luminaire	100	250HPS to 100LED. Pole 81362DC replace, relocate.
819 51ST ST	H ST	7	SE	75486DC	5000	LSG	75	74LED to 75LED.
3143 LYNDALE PL	BRANCH AVE	7	SE	78350DC	4000	Philips	30	150H to 30L.
3551 TEXAS AVE	CARPENTER ST	7	SE	77807DC	4000	Philips	70	100HPS to 70LED.
644 RIDGE RD	G ST	7	SE	76846DC	4000	Philips	110	250HPS to 110LED.
1725 33RD PL	CARPENTER ST	7	SE	77692DC	4000	Philips	70	250HPS to 72LED.
5820 SOUTHERN AVE	58TH ST	7	SE	73641DC	5000	LSG	75	74LED to 75LED.
834 HILLTOP TER	ALABAMA AVE	7	SE	76130DC	4000	Philips	30	70H to 30L.
1209 44TH PL	HILLSIDE RD	7	SE	75905DC	4000	Philips	135	250HPS to 135LED.
3808 UNIVERSITY AVE	RODMAN ST	3	NW	33709DC	4000	Philips	70	405INC to 72LED.
2600 DOUGLAS PL	DOUGLASS RD	8	SE	81461DC	4000	Philips	215	250HPS to 215LED.
3880 UNIVERSITY AVE	RODMAN ST	3	NW	33710DC	4000	LSG	70	405INC to 72LED.
1641 40TH ST	R ST	7	SE	77982DC	5000	LSG	75	74LED to 75LED.
4949 ASTOR PL	50TH ST	7	SE	75235DC	4000	Philips	135	250HPS to 135LED.
1312 44TH PL	REED TER	7	SE	75881DC	5000	LSG	75	74LED to 75LED.
1327 44TH PL	RIDGE RD	7	SE	75912DC	4000	Philips	135	250HPS to 135LED.
6 UNIVERSITY AVE	RODMAN ST	3	NW	33711DC	4000	Philips	70	295INC to 72LED.
1800 38TH ST	PENNSYLVANIA AVE	7	SE	77821DC	4000	Philips	110	100HPS to 110LED.
5053 BENNING RD	HILLSIDE RD	7	SE	75791DC	4000	Philips	30	70H to 30L.
44 58TH ST	SOUTHERN AVE	7	SE	73642DC	5000	LSG	75	74LED to 75LED.
642 F ST	7TH ST	6	NE	61840	5000	LSG	75	189INC to 75LED.
548 PEABODY ST	7TH ST	4	NW	4N077DC	5000	LSG	50	295INC to 50LED.
4218 DIX ST	42ND ST	7	NE	71759DC	5000	LSG	75	74LED to 75LED.
3301 HIGHLAND PL	33RD PL	3	NW	37391DC	4000	Philips	110	295INC to 110LED.
1403 VARNUM ST	ARKANSAS AVE	4	NW	4F165	4000	Philips	110	250HPS to 110LED.
615 3RD ST	F ST	6	NE	61505	5000	LSG	75	175MV to 75LED.
2004 FRANKLIN ST	20TH ST	5	NE	58115DC	4000	Philips	110	150HPS to 110LED.
630 8TH ST	G ST	6	NE	61979	5000	LSG	75	189INC to 75LED.
4059 GRANT ST	42ND ST	7	NE	71422DC	5000	LSG	75	74LED to 75LED.
0 PENNSYLVANIA AVE	POTOMAC AVE	6	SE	65389	4000	Philips	215	400HPS to 215LED.
4709 DIX ST	47TH ST	7	NE	72100DC	5000	LSG	75	74LED to 75LED.
0 MILITARY RD	16TH ST	4	NW	4E250	4000	Philips	110	400HPS to 110LED. Pole, fixture replace.
1321 GERANIUM ST	14TH ST	4	NW	4C918DC	5000	LSG	75	70HPS to 75LED.
0 EASTERN AVE	NEWELL ST	4	NW	4C803DC	4000	Philips	110	250HPS to 110LED.
0 41ST ST	CHESAPEAKE ST	3	NW	38207DC	4000	Philips	215	250H to 215L.
816 GERANIUM ST	GEORGIA AVE	4	NW	4D859DC	4000	Philips	70	295INC to 70LED.
831 CRITTENDEN ST	9TH ST	4	NW	4K084	4000	King Luminaire	100	150HPS to 100LED.
2913 39TH ST	CATHEDRAL AVE	3	NW	36393DC	4000	LSG	60	405INC to 60LED.

629 FRANKLIN ST	7TH ST	5	NE	56250DC	4000	Philips	110	250HPS to 110LED.
4300 GARRISON ST	WISCONSIN AVE	3	NW	30919DC	4000	Philips	70	295INC to 72LED.
5600 OREGON AVE	MORELAND PL	4	NW	48063DC	2700	Cree	100	250H to 100L Test
8019 16TH ST	ROXANNA RD	4	NW	4C845DC	5000	LSG	75	70HPS to 75LED.
806 GERANIUM ST	9TH ST	4	NW	4D861DC	4000	Philips	70	295INC to 70LED.
1748 TAYLOR ST	18TH ST	4	NW	4F517DC	5000	LSG	75	189INC to 75LED.
0 MILITARY RD	16TH ST	4	NW	4E253	4000	Philips	110	400HPS to 110LED. Pole, fixture replace.
0 COLUMBIA RD	ONTARIO RD	1	NW	10683	4000	Philips	215	400HPS to 215LED
391 MICHIGAN AVE	HAREWOOD RD	5	NE	53269	4000	Philips	215	400HPS to 215LED.
1653 HOBART ST	MOUNT PLEASANT ST	1	NW	10584	5000	LSG	54	70HPS to 54LED.
1661 HOBART ST	MOUNT PLEASANT ST	1	NW	10585	5000	LSG	54	189INC to 54LED.
1762 KILBOURNE PL	18TH ST	1	NW	10577	5000	LSG	54	70HPS to 54LED.
6724 13TH PL	ASPEN ST	4	NW	4D428DC	4000	Philips	35	70HPS to 35LED.
713 SHERIDAN ST	7TH ST	4	NW	4N012DC	4000	Philips	70	295INC to 72LED.
0 QUACKENBOS ST	7TH PL	4	NW	4N445DC	4000	Philips	35	295INC to 35LED.
0 FLORIDA AVE	GEORGIA AVE	1	NW	14309	4000	King Luminaire	200	250H to 200L.
METROPOLITAN BRANCH TRAIL	RHODE ISLAND AVE	5	NE	5P8008	4000	Philips	110	
1620 ARGONNE PL	HARVARD ST	1	NW	10975	5000	LSG	54	189INC to 54LED.
4700 41ST ST	BELT RD	3	NW	3B206DC	4000	Philips	215	250H to 215L.
2012 T ST	FLORIDA AVE	1	NW	12331	4000	King Luminaire	100	400HPS to 100LED. Pole, fix replaced.
800 FERN PL	8TH ST	4	NW	4D970DC	4000	Philips	70	100HPS to 72LED.
4335 HARRISON ST	WISCONSIN AVE	3	NW	30863DC	4000	Philips	70	295INC to 72LED.
4034 CALVERT ST	41ST ST	3	NW	36541DC	4000	Philips	110	100HPS to 110LED.
612 QUINTANA PL	7TH ST	4	NW	4N358DC	4000	Philips	70	150HPS to 70LED.
0 CALVERT ST	40TH ST	3	NW	36537DC	4000	Philips	110	100HPS to 110LED.
2500 5TH ST	GRESHAM PL	1	NW	13517	4000	King Luminaire	120	250HPS to 120LED.
2500 5TH ST	GRESHAM PL	1	NW	13518	4000	King Luminaire	120	250HPS to 120LED.
0 V ST	8TH ST	1	NW	1U032	4000	King Luminaire	200	400HPS to 200LED. Pole 14234 replaced.
2137 36TH PL	ALABAMA AVE	7	SE	74979DC	4000	Philips	110	250HPS to 110LED.
1201 SOUTH CAPITOL ST	M ST	6	SE	67042	4000	Philips	215	400H to 215L.
0 B ST	53RD ST	7	SE	75170DC	4000	Philips	135	250HPS to 135LED.
913 ASPEN ST	GEORGIA AVE	4	NW	4D949DC	4000	Philips	35	189INC to 35LED.
1 L ST	SOUTH CAPITOL ST	6	SW	66981	4000	Philips	35	70LED to 39LED. 10/28/2015 400HPS to 70LED.
4800 15TH ST	DECATUR ST	4	NW	4F637DC	4000	Philips	110	295INC to 110LED.
719 FERN PL	7TH ST	4	NW	4D894DC	4000	Philips	60	295I to 60L.
612 FERN PL	BLAIR RD	4	NW	4D892DC	4000	Philips	60	250H to 60L. 1/28/2015 Correct LWF.
1717 IRVING ST	17TH ST	1	NW	14531DC	5000	LSG	54	189INC to 54LED.
21 L ST	SOUTH CAPITOL ST	6	SW	66979	4000	Philips	70	250HPS to 72LED.
6825 GEORGIA AVE	BUTTERNUT ST	4	NW	4K724DC	4000	Philips	35	70HPS to 35LED.
0 U ST	36TH ST	7	SE	74974DC	4000	Philips	110	250H to 110L.
1416 42ND PL	FORT DUPONT ST	7	SE	78314DC	5000	LSG	75	74LED to 75LED.
6626 13TH PL	VAN BUREN ST	4	NW	4D426DC	4000	Philips	35	100HPS to 35LED.
906 ASPEN ST	9TH ST	4	NW	4D391DC	4000	Philips	110	295INC to 110LED.
1637 HOBART ST	MOUNT PLEASANT ST	1	NW	10581	5000	LSG	54	189INC to 54LED.
5827 DIX ST	59TH ST	7	NE	72881DC	5000	LSG	75	150HPS to 75LED.
1307 D ST	13TH ST	6	SE	64150	4000	King Luminaire	100	250H to 100L. Rep, Rel.
2254 HALL PL	WISCONSIN AVE	3	NW	37003	4000	Philips	35	189INC to 35LED.
0 PENNSYLVANIA AVE	20TH ST	2	NW	28033	4000	Philips	200	400HPS to 200LED.
1726 7TH ST	R ST	6	NW	6A836	4000	King Luminaire	100	400HPS to 100LED. PP to T20. Relocate. 25707
1435 RITTENHOUSE ST	16TH ST	4	NW	4D097DC	4000	Philips	70	100HPS to 72LED.
0 W ST	GEORGIA AVE	1	NW	14054	4000	King Luminaire	200	250H to 200L.
6669 13TH ST	WHITTIER PL	4	NW	4D058DC	4000	Philips	70	100HPS to 72LED.
1875 I ST	19TH ST	2	NW	28072	4000	Philips	215	400HPS to 215LED.
818 18TH ST	H ST	2	NW	28122	4000	Philips	215	400HPS to 215LED.
0 EASTERN AVE	12TH ST	4	NW	4C811DC	4000	Philips	110	250HPS to 110LED.
0 15TH ST	V ST	1	NW	11775	4000	King Luminaire	215	400HPS to 215LED. Pole, fix replaced.
1401 7TH ST	O ST	6	NW	6A805	4000	King Luminaire	100	400HPS to 100LED. PP to T20. 25699
6627 13TH ST	VAN BUREN ST	4	NW	4D064DC	4000	Philips	70	100HPS to 72LED.
6619 13TH ST	VAN BUREN ST	4	NW	4D065DC	4000	Philips	70	100HPS to 72LED.
1307 W ST	13TH ST	1	NW	11809	4000	Philips	35	100HPS to 35LED. Pole 11809 replaced.
0 ASPEN ST	9TH ST	4	NW	4D392DC	4000	Philips	110	295INC to 110LED.
0 34TH ST	HIGHLAND PL	3	NW	39267DC	4000	Philips	110	150H to 110L.
1301 7TH ST	O ST	6	NW	6A794	4000	King Luminaire	100	400HPS to 100LED. PP to T20. Relocate. 25660
1718 7TH ST	R ST	6	NW	6A833	4000	King Luminaire	100	400HPS to 100LED. PP to T20. 25650
2301 L ST	23RD ST	2	NW	24587	4000	King Luminaire	100	250H to 100L.
1708 KILBOURNE PL	17TH ST	1	NW	14528	5000	LSG	75	189INC to 75LED.
3400 34TH ST	NEWARK ST	3	NW	39268DC	4000	Philips	110	150H to 110L.
2500 5TH ST	GRESHAM PL	1	NW	13523	4000	King Luminaire	120	250H to 120L.
629 RHODE ISLAND AVE	7TH ST	6	NW	29326	4000	Philips	35	70HPS to 35LED.
0 15TH ST	NEW HAMPSHIRE AVE	1	NW	11770	4000	King Luminaire	200	400HPS to 200LED. Pole, fix replace.
0 8TH ST	UNDERWOOD ST	4	NW	4H225DC	4000	Philips	60	405I to 60L.
7213 8TH ST	ELDER ST	4	NW	4D789DC	4000	Philips	70	295INC to 72LED.
0 MISSOURI AVE	16TH ST	4	NW	4E665	4000	King Luminaire	200	400HPS to 200LED. Pole, fixture replace, relocate.
1652 ARGONNE PL	LANIER PL	1	NW	10976	5000	LSG	50	189INC to 50LED.
1405 RITTENHOUSE ST	14TH ST	4	NW	4D093DC	4000	Philips	70	100HPS to 72LED.
6610 13TH PL	VAN BUREN ST	4	NW	4D424DC	4000	Philips	35	70HPS to 35LED.
3209 WALBRIDGE PL	LAMONT ST	1	NW	10496	5000	LSG	54	70HPS to 54LED.
0 GEORGIA AVE	MISSOURI AVE	4	NW	4E205	4000	Philips	110	400H to 110L.
617 SHERIDAN ST	7TH ST	4	NW	4N015DC	4000	Philips	70	295INC to 72LED.
0 SOMERSET PL	9TH ST	4	NW	4H309DC	4000	Philips	70	295INC to 72LED.
1608 MISSOURI AVE	16TH ST	4	NW	4E578	4000	Philips	215	400HPS to 215LED. Pole, fixture replace.
1911 8TH ST	T ST	1	NW	13567	4000	Philips	215	250HPS to 215LED.
1613 HOBART ST	MOUNT PLEASANT ST	1	NW	10579	5000	LSG	54	70HPS to 54LED.
1817 KENYON ST	19TH ST	1	NW	10360	5000	LSG	54	70HPS to 54LED.
928 MADISON ST	GEORGIA AVE	4	NW	4N713DC	4000	Philips	35	70HPS to 35LED.
0 GEORGIA AVE	SHERIDAN ST	4	NW	4N795	4000	King Luminaire	200	400H to 200L. Pole rep.
1366 SHEPHERD ST	14TH ST	4	NW	4I660DC	4000	Philips	30	70H to 30L.
1302 GALLATIN ST	13TH ST	4	NW	4R044DC	4000	Philips	35	175MV to 35LED.
812 SOMERSET PL	9TH ST	4	NW	4H312DC	4000	Philips	70	295INC to 72LED.
0 N ST	7TH ST	6	NW	6A792	4000	King Luminaire	150	400HPS to 150LED. Id 25599 rep.
3700 13TH ST	KANSAS AVE	4	NW	4J624	4000	Philips	30	70H to 30L.
1720 KILBOURNE PL	17TH ST	1	NW	10574	5000	LSG	54	189INC to 54LED.
1632 HOBART ST	MOUNT PLEASANT ST	1	NW	10556	5000	LSG	54	70HPS to 54LED.
2538 5TH ST	HOWARD PL	1	NW	13526	4000	King Luminaire	120	250H to 120L.
1433 DECATUR ST	15TH ST	4	NW	4F657DC	4000	Philips	35	189INC to 30LED.
0 14TH ST	MILITARY RD	4	NW	4E164	4000	Philips	215	400HPS to 215LED. Pole, fixture replace.
0 PENNSYLVANIA AVE	H ST	2	NW	28030	4000	Philips	215	400HPS to 215LED.
1701 PENNSYLVANIA AVE	17TH ST	2	NW	28025	4000	Philips	215	400HPS to 215LED.
945 LONGFELLOW ST	GEORGIA AVE	4	NW	4N715DC	4000	Philips	35	70HPS to 35LED.

0 MISSOURI AVE	PINEY BRANCH RD	4	NW	4E232	4000	Philips	110	400H to 110L. Pole change.
0 VOLTA PL	WISCONSIN AVE	2	NW	21024	3000	King Luminaire	100	4K to 3K. 7/20/2016 150HPS to 100LED.
4524 BRANDYWINE ST	46TH ST	3	NW	3F016DC	5000	LSG	54	189INC to 54LED.
1632 19TH ST	CORCORAN ST	2	NW	27003DC	5000	LSG	75	70HPS to 75LED.
4427 DAVENPORT ST	45TH ST	3	NW	3F080DC	5000	LSG	54	189INC to 54LED.
5905 7TH ST	ONEIDA PL	4	NW	4N397DC	5000	LSG	50	295INC to 50LED.
0 16TH ST	MILITARY RD	4	NW	4E678	4000	Philips	215	400HPS to 215LED. Pole, fixture replace, relocate.
3415 ASHLEY TER	HIGHLAND PL	3	NW	37403DC	5000	LSG	75	70HPS to 75LED.
0 VARNUM ST	15TH ST	4	NW	4F162	4000	Philips	110	295INC to 110LED.
1513 7TH ST	P ST	6	NW	6A810	4000	King Luminaire	100	400HPS to 100LED. PP to T20. 25701
1410 COLUMBIA ST	O ST	2	NW	29268DC	5000	LSG	54	100HPS to 54LED.
0 VOLTA PL	WISCONSIN AVE	2	NW	21023	4000	Spring City	100	4K 2.7K. 7/20/2016 250HPS to 100LED.
4912 44TH ST	ELLCOTT ST	3	NW	3A133DC	5000	LSG	54	189INC to 54LED.
4917 44TH ST	ELLCOTT ST	3	NW	3A130DC	5000	LSG	54	70HPS to 54LED.
3307 QUESADA ST	33RD ST	4	NW	4B527DC	5000	LSG	50	75LED to 50LED.
3232 RITTENHOUSE ST	33RD ST	4	NW	4B560DC	5000	LSG	75	70HPS to 75LED.
1311 COLUMBIA RD	14TH ST	1	NW	14340	5000	LSG	75	150HPS to 75LED.
5140 FULTON ST	DANA PL	3	NW	34654DC	5000	LSG	54	189INC to 54LED.
0 N ST	7TH ST	6	NW	6A791	4000	King Luminaire	150	400HPS to 150LED. Id 25583 rep.
934 P ST	10TH ST	2	NW	29267	5000	LSG	54	100HPS to 54LED.
7502 9TH ST	HEMLOCK ST	4	NW	4D809DC	4000	Philips	70	295INC to 70LED.
300 W ST	4TH ST	1	NW	1U189	4000	King Luminaire	100	
0 39TH ST	TUNLAW RD	3	NW	36575DC	4000	Philips	110	100HPS to 110LED.
0 EASTERN AVE	NEWTON ST	5	NE	57507DC	4000	Philips	215	250HPS to 215LED.
1350 I ST	14TH ST	2	NW	23098	4000	King Luminaire	200	400HPS to 200LED.
1722 CORCORAN ST	17TH ST	2	NW	26479	5000	LSG	75	189INC to 75LED.
4517 ELLICOTT ST	46TH ST	3	NW	3F005DC	5000	LSG	54	189INC to 54LED.
0 GEORGIA AVE	SHERIDAN ST	4	NW	4N794	4000	King Luminaire	200	400H to 200L. Pole rep.
0 18TH ST	I ST	2	NW	28156	4000	Philips	215	400HPS to 215LED.
705 QUACKENBOS ST	7TH ST	4	NW	4N446DC	4000	Philips	35	70HPS to 35LED.
1828 RIGGS PL	19TH ST	2	NW	26905	5000	LSG	75	189INC to 75LED.
7216 7TH ST	FERN PL	4	NW	4K713DC	5000	LSG	75	150HPS to 75LED.
1815 RIGGS PL	18TH ST	2	NW	26913	5000	LSG	75	189INC to 75LED.
521 SHERIDAN ST	5TH ST	4	NW	4N018DC	4000	Philips	70	295INC to 72LED.
2119 N ST	21ST ST	2	NW	24494	5000	LSG	75	189INC to 75LED.
1836 SWANN ST	S ST	2	NW	26818DC	5000	LSG	75	100HPS to 75LED.
1615 RIGGS PL	S ST	2	NW	26502DC	5000	LSG	75	100HPS to 75LED.
1614 7TH ST	RHODE ISLAND AVE	6	NW	6A822	4000	King Luminaire	100	400HPS to 100LED. PP to T20. Relocate. 25704
0 I ST	19TH ST	2	NW	28117	4000	Philips	215	400HPS to 215LED.
447 KENYON ST	WARDER ST	1	NW	12010	5000	LSG	75	100HPS to 75LED.
1732 CORCORAN ST	17TH ST	2	NW	26478	5000	LSG	75	70HPS to 75LED.
2020 I ST	21ST ST	2	NW	28078	4000	Philips	200	400HPS to 200LED.
2310 L ST	24TH ST	2	NW	24586	4000	King Luminaire	100	250H to 100L.
1503 DELAFIELD PL	PINEY BRANCH RD	4	NW	4F659	4000	Philips	110	295INC to 110LED.
700 19TH ST	H ST	2	NW	28167	4000	Philips	215	400HPS to 215LED.
0 MILITARY RD	MISSOURI AVE	4	NW	4E686	4000	Philips	215	400HPS to 215LED. Pole, fixture replace.
1604 7TH ST	Q ST	6	NW	6A819	4000	King Luminaire	100	400HPS to 100LED. PP to T20. 25653
1410 VARNUM ST	ARKANSAS AVE	4	NW	4F164	4000	Philips	110	250HPS to 110LED.
628 S ST	7TH ST	6	NW	29328	4000	Philips	35	70HPS to 35LED.
1540 8TH ST	Q ST	6	NW	26054DC	4000	Philips	30	189I to 30L.
1409 DELAFIELD PL	15TH ST	4	NW	4F662	4000	Philips	110	295INC to 110LED.
4812 44TH ST	DAVENPORT ST	3	NW	3F082DC	5000	LSG	54	189INC to 54LED.
0 VOLTA PL	33RD ST	2	NW	21027	3000	King Luminaire	100	4K to 3K. 7/20/2016 150HPS to 100LED.
0 I ST	15TH ST	2	NW	23102	4000	Philips	200	400HPS to 200LED.
1729 H ST	18TH ST	2	NW	28062	4000	Philips	215	400HPS to 215LED.
2106 RHODE ISLAND AVE	MILLS AVE	5	NE	55135DC	4000	Philips	215	400HPS to 245LED.
812 TUCKERMAN ST	9TH ST	4	NW	4H272DC	4000	Philips	70	100HPS to 70LED.
2123 TWINING CT	P ST	2	NW	24345	5000	LSG	75	100HPS to 75LED.
2600 L ST	26TH ST	2	NW	24824	4000	Philips	110	400HPS to 110LED.
1800 PENNSYLVANIA AVE	19TH ST	2	NW	28055	4000	Philips	215	400HPS to 215LED.
0 CRITTENDEN ST	9TH ST	4	NW	4K083	4000	Philips	110	150HPS to 110LED.
1722 19TH ST	R ST	2	NW	27012	5000	LSG	75	70HPS to 75LED.
1833 S ST	SWANN ST	2	NW	26816	5000	LSG	75	100HPS to 75LED.
439 BUCHANAN ST	5TH ST	4	NW	4K374	4000	Philips	35	9/19/2016 Correct W. 3/20/2015 Correct asset type.
920 RANDOLPH ST	GEORGIA AVE	4	NW	4J278	4000	King Luminaire	100	250HPS to 100LED.
0 14TH ST	WALLACH PL	2	NW	26568	4000	Philips	110	400HPS to 110LED. Pole Style, fixture.
0 19TH ST	G ST	2	NW	28168	4000	Philips	215	400HPS to 215LED.
2ND PL	OGLETHORPE ST	4	NW	4N525DC	5000	LSG	75	295INC to 75LED.
1608 R ST	16TH ST	2	NW	26486	5000	LSG	75	189INC to 75LED.
5920 2ND ST	PEABODY ST	4	NW	4N531DC	5000	LSG	75	295INC to 75LED.
5910 2ND ST	OGLETHORPE ST	4	NW	4N529DC	5000	LSG	75	295INC to 75LED.
1717 CORCORAN ST	17TH ST	2	NW	26490	5000	LSG	75	189INC to 75LED.
1407 10TH ST	O ST	2	NW	29260	5000	LSG	54	100HPS to 54LED.
1655 PRIMROSE RD	ORCHID ST	4	NW	4C431DC	4000	Philips	70	295INC to 70LED.
1369 CONNECTICUT AVE	DUPONT CIR	2	NW	27400	4000	King Luminaire	120	100HPS to 120LED.
4403 CLERMONT DR	WEBSTER ST	5	NE	53894DC	4000	Philips	215	250HPS to 215LED.
1622 7TH ST	RHODE ISLAND AVE	6	NW	6A825	4000	King Luminaire	100	400HPS to 100LED. PP to T20. 25652
0 DELAFIELD PL	7TH ST	4	NW	4R558	4000	Philips	60	150H to 60L. 2/19/2015 Correct LWF.
440 INGRAHAM ST	5TH ST	4	NW	4M757	4000	Philips	35	189INC to 35LED.
1816 CORCORAN ST	18TH ST	2	NW	26934	5000	LSG	75	189INC to 75LED.
0 PENNSYLVANIA AVE	19TH ST	2	NW	28054	4000	Philips	215	400HPS to 215LED.
2214 1ST ST	FLAGLER PL	5	NW	53139	5000	LSG	75	100HPS to 75LED.
406 RIGGS RD	CHILLUM PL	4	NE	4P554DC	4000	Philips	215	250HPS to 215LED.
4601 UNIVERSITY AVE	RODMAN ST	3	NW	33707	4000	King Luminaire	100	295INC to 100LED.
920 PEABODY ST	9TH ST	4	NW	4N089DC	4000	Philips	215	400HPS to 215LED.
1307 GALLATIN ST	13TH ST	4	NW	4E328DC	5000	LSG	50	70HPS to 50LED.
3917 14TH ST	RANDOLPH ST	4	NW	4I659DC	4000	Philips	30	70H to 30L.
1363 CONNECTICUT AVE	DUPONT CIRCLE	2	NW	27405	4000	King Luminaire	120	100HPS to 120LED.
4725 RODMAN ST	48TH ST	3	NW	34222DC	5000	LSG	54	189INC to 54LED.
1506 Q ST	15TH ST	2	NW	26307	4000	Philips	110	400HPS to 110LED.
3602 SOUTH DAKOTA AVE	NEWTON ST	5	NE	52425DC	4000	Philips	215	250HPS to 215LED.
1822 R ST	18TH ST	2	NW	26926	5000	LSG	75	189INC to 75LED.
5228 4TH ST	INGRAHAM ST	4	NW	4M135	4000	Philips	110	250HPS to 110LED. 3/26/2015 Correct W.
0 20TH ST	I ST	2	NW	23821	4000	Philips	200	400HPS to 200LED.
1832 CORCORAN ST	18TH ST	2	NW	26930	5000	LSG	75	100HPS to 75LED.
SHERMAN CIR	ILLINOIS AVE	4	NW	4R404	4000	Philips	215	400HPS to 215LED.
SHERMAN CIR	7TH ST	4	NW	4R405	4000	Philips	215	400HPS to 215LED.
1423 GERANIUM ST	14TH ST	4	NW	4C074DC	5000	LSG	75	189INC to 75LED.
13TH ST	LOCUST RD	4	NW	4C233DC	4000	Philips	110	295INC to 110LED.

RITTENHOUSE ST	1ST PL	4	NE	4P316DC	5000	LSG	75	100HPS to 75LED.
0 MICHIGAN AVE	FRANKLIN ST	5	NE	53669DC	4000	Philips	215	400HPS to 215LED.
4331 ALTON PL	44TH ST	3	NW	36160DC	5000	LSG	54	189INC to 54LED.
4345 ELLICOTT ST	44TH ST	3	NW	38265DC	5000	LSG	75	75LED to 50LED.
4629 43RD PL	CHESAPEAKE ST	3	NW	3F058DC	5000	LSG	54	70HPS to 54LED.
1619 R ST	17TH ST	2	NW	26495	5000	LSG	75	175MV to 75LED.
4512 BURLINGTON PL	45TH ST	3	NW	3F012DC	5000	LSG	54	189INC to 54LED.
4804 44TH ST	DAVENPORT ST	3	NW	3F081DC	5000	LSG	54	189INC to 54LED.
950 15TH ST	I ST	2	NW	23462	4000	Philips	200	400HPS to 200LED.
4336 ELLICOTT ST	43RD PL	3	NW	38267DC	5000	LSG	75	150HPS to 75LED.
0 19TH ST	G ST	2	NW	28194	4000	Philips	215	400HPS to 215LED.
0 INTERSTATE 66	CONSTITUTION AVE	2	NW	29558	4000	Philips	30	400HPS to 41LED
1331 GERANIUM ST	14TH ST	4	NW	4C919DC	5000	LSG	75	70HPS to 75LED.
4713 46TH ST	DAVENPORT ST	3	NW	3F008DC	5000	LSG	54	189INC to 54LED.
PENNSYLVANIA AVE	I ST	2	NW	28047	4000	Philips	200	400HPS to 200LED.
0 G ST	18TH ST	2	NW	27969	4000	Philips	215	400HPS to 215LED.
1722 I ST	18TH ST	2	NW	28118	4000	Philips	215	400HPS to 215LED.
2211 H ST	22ND ST	2	NW	2A218	4000	King Luminaire	100	250HPS to 100LED. Pole 27996 replaced.
0 CLERMONT DR	WEBSTER ST	5	NE	53892DC	4000	Philips	215	250HPS to 215LED.
1700 H ST	17TH ST	2	NW	28068	4000	Philips	215	400HPS to 215LED.
2725 39TH ST	TUNLAW RD	3	NW	36577DC	4000	Philips	110	100HPS to 110LED.
1628 RIGGS PL	17TH ST	2	NW	26503	5000	LSG	75	189INC to 75LED.
0 G ST	18TH ST	2	NW	27970	4000	Philips	215	400HPS to 215LED.
1706 18TH ST	RIGGS PL	2	NW	26909	5000	LSG	75	189INC to 75LED.
443 L ST	NEW YORK AVE	6	NW	6A529	4000	King Luminaire	100	400HPS to 100LED. Pole replaced.
1911 R ST	19TH ST	2	NW	27010	5000	LSG	75	70HPS to 75LED.
811 VERMONT AVE	I ST	2	NW	23461	4000	King Luminaire	100	400H to 100L.
4505 BRANDYWINE ST	46TH ST	3	NW	3F017DC	5000	LSG	54	189INC to 54LED.
1110 23RD ST	L ST	2	NW	23927	4000	King Luminaire	100	Pole, fix replaced
1875 H ST	PENNSYLVANIA AVE	2	NW	28064	4000	Philips	215	400HPS to 215LED.
1610 RIGGS PL	16TH ST	2	NW	26500	5000	LSG	75	175MV to 75LED.
0 37TH ST	WHITEHAVEN ST	3	NW	36892	4000		100	
4500 DAVENPORT ST	45TH ST	3	NW	3F095DC	5000	LSG	54	189INC to 54LED.
1342 IRVING ST	13TH ST	1	NW	14341	5000	LSG	75	150HPS to 75LED.
1316 IRVING ST	13TH ST	1	NW	14343	5000	LSG	75	150HPS to 75LED.
2013 I ST	PENNSYLVANIA AVE	2	NW	28113	4000	Philips	200	400HPS to 200LED.
3411 ASHLEY TER	HIGHLAND PL	3	NW	37402DC	5000	LSG	75	70HPS to 75LED.
600 W ST	GEORGIA AVE	1	NW	14053	4000	King Luminaire	100	250H to 100L. Pole, fix rep.
815 TEWKESBURY PL	8TH ST	4	NW	4H252DC	5000	LSG	50	70HPS to 50LED.
0 RITTENHOUSE ST	9TH ST	4	NW	4N145DC	4000	Philips	110	295INC to 110LED.
0 PEABODY ST	7TH ST	4	NW	4N079DC	5000	LSG	50	295INC to 50LED.
5014 3RD ST	FARRAGUT ST	4	NW	4R721DC	4000	Philips	35	189INC to 35LED.
409 ALLISON ST	NEW HAMPSHIRE AVE	4	NW	4K635	4000	Philips	35	189INC to 35LED.
247 TUCKERMAN ST	3RD ST	4	NW	4H004DC	5000	LSG	75	295INC to 75LED.
1536 ROXANNA RD	16TH ST	4	NW	4C844DC	5000	LSG	75	70HPS to 75LED.
1535 LOCUST RD	16TH ST	4	NW	4C211DC	5000	LSG	75	70HPS to 75LED.
6010 GEORGIA AVE	PEABODY ST	4	NW	4N788	4000	Philips	215	400HPS to 215LED.
6316 8TH ST	TUCKERMAN ST	4	NW	4H304DC	5000	LSG	50	295INC to 50LED.
202 PEABODY ST	2ND ST	4	NW	4N061DC	5000	LSG	75	295INC to 75LED.
OGLETHORPE ST	2ND ST	4	NW	4N528DC	5000	LSG	75	295INC to 75LED.
536 PEABODY ST	5TH ST	4	NW	4N076DC	5000	LSG	50	295INC to 50LED.
1675 PRIMROSE RD	PORTAL DR	4	NW	4C434DC	4000	Philips	70	100HPS to 70LED.
900 HEMLOCK ST	GEORGIA AVE	4	NW	4D856DC	4000	Philips	70	150HPS to 70LED.
123 FRANKLIN ST	LINCOLN RD	5	NE	56414	4000	Philips	215	400HPS to 215LED.
16 BRYANT ST	NORTH CAPITOL ST	5	NW	53334DC	5000	LSG	75	74LED to 75LED.
0 MICHIGAN AVE	IRVING ST	5	NE	53274DC	4000	Philips	215	400HPS to 215LED.
421 18TH ST	E ST	6	SE	63952	4000	Philips	35	100HPS to 35LED.
524 PEABODY ST	5TH ST	4	NW	4N075DC	5000	LSG	50	295INC to 50LED.
3644 NEW HAMPSHIRE AVE	PRINCETON PL	4	NW	4J336	4000	Philips	215	400HPS to 215LED.
3731 NEW HAMPSHIRE AVE	8TH ST	4	NW	4J312	4000	Philips	215	400HPS to 215LED.
232 PEABODY ST	2ND PL	4	NW	4N064DC	5000	LSG	75	295INC to 75LED.
807 RITTENHOUSE ST	8TH ST	4	NW	4N143DC	4000	Philips	110	295INC to 110LED.
1425 PRIMROSE RD	14TH ST	4	NW	4C879DC	5000	LSG	75	189INC to 75LED.
3412 RITTENHOUSE ST	BROAD BRANCH RD	4	NW	4B518DC	5000	LSG	50	75LED to 50LED.
6132 1ST PL	CHILLUM PL	4	NE	4P307DC	4000	Philips	70	100HPS to 72LED.
1451 JONQUIL ST	16TH ST	4	NW	4C908DC	5000	LSG	75	70HPS to 75LED.
1428 PRIMROSE RD	14TH ST	4	NW	4C853DC	5000	LSG	75	189INC to 75LED.
8030 14TH ST	ROXANNA RD	4	NW	4C868DC	5000	LSG	75	189INC to 75LED.
607 DELAFIELD PL	KANSAS AVE	4	NW	4R560	4000	Philips	100	295I to 100L.
900 CRITTENDEN ST	9TH ST	4	NW	4K081	4000	King Luminaire	100	150HPS to 100LED.
425 OGLETHORPE ST	5TH ST	4	NW	4N414DC	4000	Philips	110	100HPS to 110LED.
7737 16TH ST	KALMIA RD	4	NW	4C910DC	5000	LSG	75	70HPS to 75LED.
1639 PRIMROSE RD	ORCHID ST	4	NW	4C429DC	4000	Philips	70	295INC to 70LED.
300 BUTTERNUT ST	4TH ST	4	NW	4H453DC	4000	Philips	215	250HPS to 215LED.
1415 HEMLOCK ST	14TH ST	4	NW	4C889DC	5000	LSG	75	189INC to 75LED.
GEORGIA AVE	PEABODY ST	4	NW	4N787	4000	Philips	215	400HPS to 215LED.
836 JEFFERSON ST	JAMAICA ST	5	NE	50239DC	5000	LSG	75	70HPS to 75LED.
0 EASTERN AVE	NEWELL ST	4	NW	4C802DC	4000	Philips	110	250HPS to 110LED.
7 ADAMS ST	NORTH CAPITOL ST	5	NW	53335	5000	LSG	75	189INC to 75LED.
113 U ST	1ST ST	5	NW	53106	5000	LSG	75	70HPS to 75LED.
415 MICHIGAN AVE	HAREWOOD RD	5	NE	53653DC	4000	Philips	215	400HPS to 215LED.
615 OGLETHORPE ST	7TH ST	4	NW	4N408DC	4000	Philips	110	100HPS to 110LED.
6004 NORTH DAKOTA AVE	PEABODY ST	4	NW	4N577DC	4000	Philips	110	295INC to 110L.
7934 14TH ST	PRIMROSE RD	4	NW	4C877DC	5000	LSG	75	189INC to 75LED.
804 BUCHANAN ST	8TH ST	5	NE	51048DC	5000	LSG	75	70HPS to 75LED.
1327 GALLATIN ST	14TH ST	4	NW	4E325DC	5000	LSG	50	70HPS to 50LED.
1265 NEWTON ST	13TH ST	5	NE	54923DC	5000	LSG	75	100HPS to 75LED.
1420 PRIMROSE RD	14TH ST	4	NW	4C854DC	5000	LSG	75	189INC to 75LED.
411 OGLETHORPE ST	4TH ST	4	NW	4N416DC	4000	Philips	110	100HPS to 110LED.
8160 EASTERN AVE	NORTHGATE RD	4	NW	4C874DC	5000	LSG	75	189INC to 75LED.
8028 EASTERN AVE	14TH ST	4	NW	4C804DC	4000	Philips	110	250HPS to 110LED.
8128 EASTERN AVE	EASTERN DR	4	NW	4C799DC	4000	Philips	110	250HPS to 110LED.
1445 PRIMROSE RD	NORTHGATE RD	4	NW	4C881DC	5000	LSG	75	189INC to 75LED.
45 FRANKLIN ST	MICHIGAN AVE	5	NE	53671	4000	Philips	215	250HPS to 215LED.
METROPOLITAN BRANCH TRAIL	RHODE ISLAND AVE	5	NE	5P8007	4000	Philips	110	
300 BRYANT ST	4TH ST	1	NW	1U194	4000	King Luminaire	100	
427 ALLISON ST	5TH ST	4	NW	4K638	4000	Philips	35	189INC to 35LED.
0 7TH ST	OGLETHORPE ST	4	NW	4N398DC	4000	Philips	110	100HPS to 110LED.
5900 7TH ST	ONEIDA PL	4	NW	4N395DC	5000	LSG	50	295INC to 50LED.

919 SHERIDAN ST	GEORGIA AVE	4	NW	4N001DC	4000	Philips	70	250HPS to 70LED.
1631 PRIMROSE RD	ORCHID ST	4	NW	4C428DC	4000	Philips	70	295INC to 70LED.
1312 HOLLY ST	ALASKA AVE	4	NW	4C915DC	5000	LSG	75	70HPS to 75LED.
506 PEABODY ST	5TH ST	4	NW	4N074DC	5000	LSG	50	295INC to 50LED.
20 KENNEDY ST	1ST PL	4	NW	4M664DC	4000	Philips	35	70HPS to 35LED.
3246 QUESADA ST	33RD ST	4	NW	4B557DC	5000	LSG	75	70HPS to 75LED.
620 GALLATIN ST	5TH ST	4	NW	4R578	4000	Philips	35	100HPS to 35LED.
6011 BROAD BRANCH RD	RITTENHOUSE ST	4	NW	4B519DC	5000	LSG	50	75LED to 50LED.
900 HEMLOCK ST	9TH ST	4	NW	4D855DC	4000	Philips	70	295INC to 70LED.
3247 PATTERSON ST	33RD ST	4	NW	4B555DC	5000	LSG	75	70HPS to 75LED.
3305 QUESADA ST	33RD ST	4	NW	4B528DC	5000	LSG	50	75LED to 50LED.
3307 NORTHAMPTON ST	33RD ST	4	NW	4B654DC	4000	Philips	35	75LED to 35LED.
718 SOMERSET PL	7TH ST	4	NW	4H318DC	4000	Philips	70	295INC to 72LED.
6428 2ND PL	UNDERWOOD ST	4	NW	4H028DC	5000	LSG	75	100HPS to 75LED.
0 4TH ST	BLAIR RD	4	NW	4H450DC	4000	Philips	215	400HPS to 215LED.
0 19TH ST	I ST	2	NW	28161	4000	Philips	215	400HPS to 215LED.
0 18TH ST	H ST	2	NW	28123	4000	Philips	215	400HPS to 215LED.
1520 8TH ST	P ST	6	NW	26053DC	4000	Philips	30	189I to 30L.
METROPOLITAN BRANCH TRAIL	RHODE ISLAND AVE	5	NE	5P8004	4000	Philips	110	
7406 14TH ST	GERANIUM ST	4	NW	4C080DC	5000	LSG	75	70HPS to 75LED.
0 14TH ST	LOCUST RD	4	NW	4C151DC	4000	Philips	110	295INC to 110LED.
1543 HEMLOCK ST	16TH ST	4	NW	4C893DC	5000	LSG	75	70HPS to 75LED.
4624 RODMAN ST	47TH ST	3	NW	34226DC	5000	LSG	54	189INC to 54LED.
4001 47TH ST	TILDEN ST	3	NW	34191DC	5000	LSG	54	189INC to 54LED.
0 EASTERN AVE	13TH ST	4	NW	4C807DC	4000	Philips	110	250HPS to 110LED.
1442 JONQUIL ST	16TH ST	4	NW	4C907DC	5000	LSG	75	70HPS to 75LED.
1671 PRIMROSE RD	PORTAL DR	4	NW	4C433DC	4000	Philips	70	100HPS to 70LED.
1361 LOCUST RD	14TH ST	4	NW	4C228DC	4000	Philips	110	295INC to 110LED.
0 PENNSYLVANIA AVE	18TH ST	2	NW	28057	4000	Philips	215	400HPS to 215LED.
1725 I ST	17TH ST	2	NW	28069	4000	Philips	215	400HPS to 215LED.
3307 NORTHAMPTON ST	33RD ST	4	NW	4B655DC	4000	Philips	35	75LED to 35LED.
1341 GALLATIN ST	14TH ST	4	NW	4E321DC	5000	LSG	50	70HPS to 50LED.
1370 HAMILTON ST	14TH ST	4	NW	4E322DC	5000	LSG	50	70HPS to 50LED.
1469 NORTHGATE RD	PRIMROSE RD	4	NW	4C849DC	5000	LSG	75	70HPS to 75LED.
1818 H ST	PENNSYLVANIA AVE	2	NW	27977	4000	Philips	215	400HPS to 215LED.
0 7TH ST	R ST	6	NW	6A832	4000	King Luminaire	150	400HPS to 150LED. 25706
6424 8TH ST	TEWKESBURY PL	4	NW	4H253DC	5000	LSG	50	70HPS to 50LED.
8116 EASTERN AVE	EASTERN DR	4	NW	4C800DC	4000	Philips	110	250HPS to 110LED.
2206 I ST	22ND ST	2	NW	2A226	4000	King Luminaire	100	400HPS to 100LED. Pole 28105 replaced.
652 H ST	7TH ST	6	NE	61871	4000	Philips	70	100HPS to 72LED.
0 JEFFERSON ST	9TH ST	4	NW	4M371	4000	Philips	110	250HPS to 110LED.
3666 NEW HAMPSHIRE AVE	PRINCETON PL	4	NW	4J335	4000	Philips	215	250HPS to 215LED.
5621 33RD ST	QUESADA ST	4	NW	4B556DC	5000	LSG	75	70HPS to 75LED.
6910 4TH ST	BUTTERNUT ST	4	NW	4H451DC	4000	Philips	215	250HPS to 215LED.
644 H ST	7TH ST	6	NE	61872	4000	Philips	70	70HPS to 72LED.
1417 HOLLY ST	14TH ST	4	NW	4C885DC	5000	LSG	75	189INC to 75LED.
724 SOMERSET PL	8TH ST	4	NW	4H317DC	4000	Philips	70	295INC to 72LED.
600 GALLATIN ST	5TH ST	4	NW	4R576	4000	Philips	35	100HPS to 35LED.
1118 ALLISON ST	GEORGIA AVE	4	NW	4K484DC	5000	LSG	75	150HPS to 75LED.
1726 17TH ST	MONTANA AVE	5	NE	59004DC	4000	Philips	110	250HPS to 110LED.
419 GALLATIN ST	KANSAS AVE	4	NW	4M764DC	5000	LSG	50	189INC to 50LED.
521 INGRAHAM ST	5TH ST	4	NW	4M343	4000	King Luminaire	100	250HPS to 100LED.
31 SHERMAN CIR	CRITTENDEN ST	4	NW	4R403	4000	Philips	215	400HPS to 215LED.
1239 HOWISON PL	N ST	6	SW	67315	4000	Philips	70	150HPS to 70LED. Correct LWF.
1818 CORCORAN ST	MOUNT OLIVET RD	5	NE	54485DC	5000	LSG	50	70HPS to 50LED.
824 DELAFIELD PL	8TH ST	4	NW	4R301	4000	Philips	35	70HPS to 35LED.
1356 OKIE ST	FENWICK ST	5	NE	52605DC	4000	Philips	215	400HPS to 215LED.
1712 TAYLOR ST	17TH ST	4	NW	4F512DC	5000	LSG	75	70HPS to 75LED.
KANSAS AVE	SHERMAN CIR	4	NW	4R619	4000	Philips	215	400HPS to 215LED.
0 FENWICK ST	CAPITOL AVE	5	NE	52591DC	4000	Philips	110	400HPS to 110LED.
0 ALLISON ST	13TH ST	4	NW	4U137	4000	Philips	110	400HPS to 110LED. Pole 4K102 reused.
2050 HAMLIN ST	MILLS AVE	5	NE	58158DC	4000	Philips	110	100HPS to 110LED.
1724 TAYLOR ST	17TH ST	4	NW	4F514DC	5000	LSG	75	150HPS to 75LED.
218 PEABODY ST	2ND PL	4	NW	4N062DC	5000	LSG	75	295INC to 75LED.
0 INGRAHAM ST	5TH ST	4	NW	4M340	4000	Philips	110	400HPS to 110LED.
0 DOUGLAS ST	QUEENS CHAPEL RD	5	NE	58301DC	4000	Philips	215	100HPS to 215LED.
1730 17TH ST	WEST VIRGINIA AVE	5	NE	59003DC	4000	Philips	110	250HPS to 110LED.
2310 NORTH CAPITOL ST	ADAMS ST	5	NW	53336	5000	LSG	75	189INC to 75LED.
5235 7TH ST	INGRAHAM ST	4	NW	4M795	4000	Philips	35	189INC to 30LED.
238 TUCKERMAN ST	2ND PL	4	NW	4H019DC	5000	LSG	75	295INC to 75LED.
2100 W ST	1ST ST	5	NW	53175DC	5000	LSG	75	74LED to 75LED.
907 RITTENHOUSE ST	9TH ST	4	NW	4N147DC	4000	Philips	110	295INC to 110LED.
607 OGLETHORPE ST	6TH ST	4	NW	4N409DC	4000	Philips	110	100HPS to 110LED.
5303 4TH ST	INGRAHAM ST	4	NW	4M137	4000	Philips	110	150HPS to 110LED. 3/26/2015 Correct LWF.
811 CRITTENDEN ST	8TH ST	4	NW	4K086	4000	King Luminaire	100	150HPS to 100LED.
1952 3RD ST	V ST	5	NE	59647	5000	LSG	75	150HPS to 75LED.
0 HAMLIN ST	KING PL	5	NE	58147DC	4000	Philips	110	100HPS to 110LED.
0 RHODE ISLAND AVE	HAMLIN ST	5	NE	55150DC	4000	Philips	110	400HPS to 110LED.
431 BUCHANAN ST	5TH ST	4	NW	4K371	4000	Philips	35	70HPS to 35LED.
0 7TH ST	GALLATIN ST	4	NW	4M167	4000	Philips	110	295INC to 110LED.
221 RITTENHOUSE ST	SLIGO MILL RD	4	NE	4P324DC	5000	LSG	75	100HPS to 75LED.
2416 4TH ST	CHANNING ST	5	NE	56064	5000	LSG	75	189INC to 75LED.
838 DELAFIELD PL	9TH ST	4	NW	4R302	4000	Philips	35	70HPS to 35LED.
432 HAMILTON ST	5TH ST	4	NW	4M767DC	5000	LSG	50	189INC to 50LED.
0 FORT LINCOLN DR	EASTERN AVE	5	NE	58698	4000	Philips	215	250HPS to 215LED.
60 CHANNING ST	1ST ST	5	NW	53014	5000	LSG	75	74LED to 75LED.
1214 JAMAICA ST	EASTERN AVE	5	NE	50240DC	5000	LSG	75	70HPS to 75LED.
230 TUCKERMAN ST	2ND PL	4	NW	4H017DC	5000	LSG	75	150HPS to 75LED.
236 12TH ST	WALTER ST	6	SE	64456	4000	Philips	35	100HPS to 35LED. Pole moved.
2 17TH ST	EAST CAPITOL ST	6	SE	63709	5000	LSG	75	100HPS to 75LED.
6412 2ND PL	TUCKERMAN ST	4	NW	4H030DC	5000	LSG	75	295INC to 75LED.
4447 ALBEMARLE ST	45TH ST	3	NW	3F303DC	5000	LSG	54	70HPS to 54LED.
0 BUTTERNUT ST	4TH ST	4	NW	4H448DC	4000	Philips	215	250HPS to 215LED.
36 SHERMAN CIR	CRITTENDEN ST	4	NW	4K548	4000	Philips	215	250HPS to 215LED.
1435 GERANIUM ST	FLORAL ST	4	NW	4C076DC	5000	LSG	75	70HPS to 75LED.
1420 NORTHGATE RD	ROXANNA RD	4	NW	4C876DC	5000	LSG	75	189INC to 75LED.
4515 DAVENPORT ST	45TH ST	3	NW	3F096DC	5000	LSG	54	189INC to 54LED.
0 7TH ST	GALLATIN ST	4	NW	4R425	4000	Philips	110	295INC to 110LED.
5022 7TH ST	GALLATIN ST	4	NW	4R424	4000	King Luminaire	100	295INC to 100LED.

18 CHANNING ST	NORTH CAPITOL ST	5	NW	53010	5000	LSG	75	400HPS to 75LED.
700 GALLATIN ST	7TH ST	4	NW	4M836	4000	King Luminaire	100	295INC to 100LED.
613 GALLATIN ST	5TH ST	4	NW	4M832	4000	King Luminaire	100	295INC to 100LED.
438 JEFFERSON ST	5TH ST	4	NW	4M753	4000	Philips	35	70HPS to 35LED.
3210 QUESADA ST	32ND ST	4	NW	4B549DC	5000	LSG	75	70HPS to 75LED.
4429 RIVER RD	FESSENDEN ST	3	NW	3A105DC	5000	LSG	54	70HPS to 54LED.
3319 QUESADA ST	BROAD BRANCH RD	4	NW	4B525DC	5000	LSG	50	75LED to 50LED.
3238 QUESADA ST	33RD ST	4	NW	4B554DC	5000	LSG	75	70HPS to 75LED.
0 GIRARD ST	FRANKLIN ST	5	NE	53405	4000	Philips	215	400HPS to 215LED.
0 13TH ST	ALLISON ST	4	NW	4U138	4000	Philips	110	400HPS to 110LED. Pole 4K425 reused.
4406 FESSENDEN ST	RIVER RD	3	NW	3A106DC	5000	LSG	54	70HPS to 54LED.
802 GERANIUM ST	8TH ST	4	NW	4D862DC	4000	Philips	70	295INC to 70LED.
3900 WATSON PL	TUNLAW RD	3	NW	36275DC	4000	Philips	110	100HPS to 110LED.
3223 QUESADA ST	32ND ST	4	NW	4B563DC	5000	LSG	75	70HPS to 75LED.
3213 PATTERSON ST	32ND ST	4	NW	4B551DC	5000	LSG	75	70HPS to 75LED.
3210 QUESADA ST	32ND ST	4	NW	4B550DC	5000	LSG	75	70HPS to 75LED.
0 SHERMAN CIR	7TH ST	4	NW	4K551	4000	Philips	215	400HPS to 215LED.
0 13TH ST	CRITTENDEN ST	4	NW	4U118	4000	Philips	110	400HPS to 110 LED. Pole 4K415 replaced.
0 EASTERN AVE	NEWELL ST	4	NW	4C864DC	4000	Philips	110	250HPS to 110LED.
1452 JUNIPER ST	16TH ST	4	NW	4C900DC	5000	LSG	75	70HPS to 75LED.
NORTH CAPITOL ST	IRVING ST	5	NE	53797	4000	Philips	215	250HPS to 215LED.
5015 4TH ST	FARRAGUT ST	4	NW	4R723DC	4000	Philips	35	189INC to 35LED.
318 GALLATIN ST	3RD ST	4	NW	4R722DC	4000	Philips	35	189INC to 35LED.
1335 RANDOLPH ST	14TH ST	4	NW	4J656DC	4000	Philips	30	70H to 30L.
1327 RANDOLPH ST	14TH ST	4	NW	4J655DC	4000	Philips	30	70H to 30L.
440 1ST ST	D ST	6	NW	61106	5000	LSG	75	100HPS to 75LED.
1437 IRIS ST	16TH ST	4	NW	4C899DC	5000	LSG	75	70HPS to 75LED.
900 HEMLOCK ST	GEORGIA AVE	4	NW	4D857DC	4000	Philips	70	295INC to 70LED.
724 TUCKERMAN ST	8TH ST	4	NW	4H277DC	4000	Philips	70	405INC to 72LED.
643 INGRAHAM ST	5TH ST	4	NW	4M345	4000	King Luminaire	100	400HPS to 100LED.
1371 LOCUST RD	14TH ST	4	NW	4C227DC	4000	Philips	110	295INC to 110LED.
8160 EASTERN AVE	NORTHGATE RD	4	NW	4C875DC	5000	LSG	75	189INC to 75LED.
7115 8TH ST	DAHLIA ST	4	NW	4K717DC	5000	LSG	75	189INC to 75LED.
7135 8TH ST	ELDER ST	4	NW	4K715DC	5000	LSG	75	189INC to 75LED.
211 TUCKERMAN ST	BLAIR RD	4	NW	4H016DC	5000	LSG	75	150HPS to 75LED.
299 8TH ST	C ST	6	SE	64750	4000	Philips	70	150HPS to 72LED. 9/2/2015 Correct W.
0 IRVING ST	MICHIGAN AVE	5	NE	53271	4000	Philips	215	250HPS to 215LED.
4403 IOWA AVE	WEBSTER ST	4	NW	4K487DC	5000	LSG	75	150HPS to 75LED.
1510 LOCUST RD	16TH ST	4	NW	4C223DC	5000	LSG	75	70HPS to 75LED.
3214 QUESADA ST	32ND ST	4	NW	4B552DC	5000	LSG	75	70HPS to 75LED.
1417 PRIMROSE RD	14TH ST	4	NW	4C878DC	5000	LSG	75	189INC to 75LED.
5011 7TH ST	FARRAGUT ST	4	NW	4R423	4000	King Luminaire	100	295INC to 100LED.
0 7TH ST	FARRAGUT ST	4	NW	4R422	4000	Philips	110	295INC to 110LED.
0 PORTAL DR	PRIMROSE RD	4	NW	4C294DC	4000	Philips	70	100HPS to 70LED.
1455 ROXANNA RD	NORTHGATE RD	4	NW	4C873DC	5000	LSG	75	189INC to 75LED.
242 W ST	4TH ST	1	NW	1U187	4000	King Luminaire	100	
1445 ROXANNA RD	NORTHGATE RD	4	NW	4C872DC	5000	LSG	75	189INC to 75LED.
1441 ROXANNA RD	NORTHGATE RD	4	NW	4C871DC	5000	LSG	75	189INC to 75LED.
828 EMERSON ST	9TH ST	4	NW	4R311	4000	Philips	35	189INC to 35LED.
120 RITTENHOUSE ST	SLIGO MILL RD	4	NE	4P321DC	5000	LSG	75	100HPS to 75LED.
3287 FORT LINCOLN DR	33RD PL	5	NE	58718	4000	Philips	215	250HPS to 215LED.
3100 FORT LINCOLN DR	31ST PL	5	NE	58713	4000	Philips	215	250HPS to 215LED.
3139 FORT LINCOLN DR	31ST PL	5	NE	58711	4000	Philips	215	250HPS to 215LED.
3414 FORT LINCOLN DR	SUMMIT CT	5	NE	58708	4000	Philips	215	250HPS to 215LED.
3100 FORT LINCOLN DR	PINEVIEW CT	5	NE	58705	4000	Philips	215	250HPS to 215LED.
3100 FORT LINCOLN DR	EASTERN AVE	5	NE	58703	4000	Philips	215	250HPS to 215LED.
1415 HOLLY ST	14TH ST	4	NW	4C884DC	5000	LSG	75	70HPS to 75LED.
1414 JONQUIL ST	14TH ST	4	NW	4C902DC	5000	LSG	75	189INC to 75LED.
1331 LOCUST RD	13TH ST	4	NW	4C231DC	4000	Philips	110	150HPS to 110LED.
0 WEST VIRGINIA AVE	FENWICK ST	5	NE	52688DC	4000	Philips	215	400HPS to 215LED.
2420 QUEENS CHAPEL RD	22ND ST	5	NE	58259DC	4000	Philips	215	150HPS to 215LED.
1237 NEWTON ST	13TH ST	5	NE	54921DC	5000	LSG	75	100HPS to 75LED.
2600 QUEENS CHAPEL RD	EVARTS ST	5	NE	58307DC	4000	Philips	215	100HPS to 215LED.
3100 FORT LINCOLN DR	COMMODORE JOSHUA BARNEY DR	5	NE	58670	4000	Philips	215	400HPS to 215LED.
5216 4TH ST	KANSAS AVE	4	NW	4M134	4000	Philips	110	150HPS to 110LED. 3/26/2015 Correct LWF.
0 BANNEKER DR	BLADENSBURG RD	5	NE	58391	4000	Philips	215	250HPS to 215LED.
700 2ND ST	G ST	6	NE	61302	4000	King Luminaire	100	250HPS to 100LED. Pole, fix replaced.
0 FRANKLIN ST	4TH ST	5	NE	56242	4000	Philips	215	400HPS to 215LED.
3125 TEXAS AVE	NASH ST	7	SE	77799DC	4000	Philips	70	100HPS to 70LED.
5115 8TH ST	GALLATIN ST	4	NW	4M258	4000	King Luminaire	100	295INC to 100LED.
410 INGRAHAM ST	4TH ST	4	NW	4M336	4000	Philips	110	250HPS to 110LED.
2531 QUEENS CHAPEL RD	DOUGLAS ST	5	NE	58300DC	4000	Philips	215	100HPS to 215LED.
0 WEST VIRGINIA AVE	16TH ST	5	NE	52678DC	4000	Philips	215	400HPS to 215LED.
900 BUNKER HILL RD	9TH ST	5	NE	56611DC	4000	Philips	215	250HPS to 215LED.
804 CRITTENDEN ST	8TH ST	5	NE	51066DC	5000	LSG	75	70HPS to 75LED.
19 EVARTS ST	NORTH CAPITOL ST	5	NE	53363	5000	LSG	50	150HPS to 50LED.
487 MICHIGAN AVE	MONROE ST	5	NE	53651DC	4000	Philips	215	400HPS to 215LED.
3701 COMMODORE JOSHUA BARNEY DR	HURSTON LN	5	NE	58689	4000	Philips	110	400HPS to 110LED.
3829 COMMODORE JOSHUA BARNEY DR	NORTH FORT LINCOLN DR	5	NE	58686	4000	Philips	110	400HPS to 110LED.
3113 FORT LINCOLN DR	31ST PL	5	NE	58666	4000	Philips	215	250HPS to 215LED.
2214 NORTH CAPITOL ST	W ST	5	NW	53166	5000	LSG	75	74LED to 75LED.
1932 3RD ST	TODD PL	5	NE	59645	5000	LSG	75	100HPS to 75LED.
415 MICHIGAN AVE	HAREWOOD RD	5	NE	53267	4000	Philips	215	400HPS to 215LED.
3131 FORT LINCOLN DR	31ST PL	5	NE	58665	4000	Philips	215	250HPS to 215LED.
3157 FORT LINCOLN DR	31ST PL	5	NE	58663	4000	Philips	215	250HPS to 215LED.
3100 FORT LINCOLN DR	31ST PL	5	NE	58662	4000	Philips	215	250HPS to 215LED.
514 INGRAHAM ST	5TH ST	4	NW	4M798	4000	Philips	35	189INC to 30LED.
4100 SOUTH DAKOTA AVE	TAYLOR ST	5	NE	52450DC	4000	Philips	215	400HPS to 215LED.
609 FRANKLIN ST	6TH ST	5	NE	56249DC	4000	Philips	110	250HPS to 110LED.
0 MONTANA AVE	17TH ST	5	NE	59009DC	4000	Philips	215	400HPS to 215LED.
2008 HAMLIN ST	20TH ST	5	NE	58146DC	4000	Philips	110	100HPS to 110LED.
629 INGRAHAM ST	5TH ST	4	NW	4M806DC	4000	Philips	35	70HPS to 35LED.
28 BRYANT ST	NORTH CAPITOL ST	5	NW	53333	5000	LSG	75	189INC to 75LED.
628 GALLATIN ST	7TH ST	4	NW	4M833	4000	King Luminaire	100	295INC to 100LED.
815 JEFFERSON ST	8TH ST	4	NW	4M373	4000	King Luminaire	100	250HPS to 100LED.
0 7TH ST	HAMILTON ST	4	NW	4M170	4000	Philips	110	295INC to 110LED.
643 FARRAGUT ST	7TH ST	4	NW	4R580	4000	Philips	35	100HPS to 35LED.
3038 MONROE ST	RHODE ISLAND AVE	5	NE	57538DC	4000	Philips	70	100HPS to 70LED.
2845 MILLS AVE	GIRARD PL	5	NE	58057DC	4000	Philips	110	100HPS to 110LED.

1824	FENWICK ST	GALLAUDET ST	5	NE	52593DC	4000	Philips	110	250HPS to 110LED.
0	20TH ST	HAMLIN ST	5	NE	58131DC	4000	Philips	110	100HPS to 110LED.
900	MICHIGAN AVE	10TH ST	5	NE	50938DC	4000	Philips	215	400HPS to 215LED.
5331	4TH ST	JEFFERSON ST	4	NW	4M140	4000	Philips	110	150HPS to 110LED. 3/26/2015 Correct LWF.
217	OGLETHORPE ST	2ND PL	4	NW	4N526DC	5000	LSG	75	295INC to 75LED.
1226	DUNCAN PL	13TH ST	6	NE	62611	5000	LSG	75	70HPS to 75LED.
125	FRANKLIN ST	GIRARD ST	5	NE	56237	4000	Philips	215	400HPS to 215LED.
0	ADAMS ST	18TH ST	5	NE	58335DC	4000	Philips	110	250HPS to 110LED.
0	ADAMS ST	18TH PL	5	NE	58337DC	4000	Philips	110	150HPS to 110LED.
2230	LAWRENCE AVE	ADAMS ST	5	NE	58277DC	4000	Philips	110	150HPS to 110LED.
0	LAWRENCE AVE	ADAMS ST	5	NE	58276DC	4000	Philips	110	150HPS to 110LED.
0	ADAMS ST	LAWRENCE AVE	5	NE	58340DC	4000	Philips	110	150HPS to 110LED.
1851	ADAMS ST	18TH PL	5	NE	58338DC	4000	Philips	110	150HPS to 110LED.
2006	FENWICK ST	OKIE ST	5	NE	52598DC	4000	Philips	110	400HPS to 110LED.
2107	ALABAMA AVE	21ST ST	8	SE	82813DC	4000	Philips	215	400H to 215L.
2900	18TH ST	GIRARD ST	5	NE	58480DC	4000	Philips	110	150HPS to 110LED.
2800	MILLS AVE	GIRARD PL	5	NE	58059DC	4000	Philips	110	100HPS to 110LED.
2853	MILLS AVE	HAMLIN PL	5	NE	58056DC	4000	Philips	110	100HPS to 110LED.
150	W ST	2ND ST	5	NW	53127	5000	LSG	75	70HPS to 75LED.
1407	IRVING ST	14TH ST	5	NE	54825DC	4000	Philips	60	100H to 60L.
1350	OKIE ST	FENWICK ST	5	NE	52606DC	4000	Philips	215	400HPS to 215LED.
111	W ST	1ST ST	5	NW	53138DC	5000	LSG	75	74LED to 75LED.
1365	EMERALD ST	14TH ST	6	NE	62605	5000	LSG	75	189INC to 75LED.
2118	ALABAMA AVE	22ND ST	8	SE	82814DC	4000	Philips	215	400H to 215L.
125	MICHIGAN AVE	FRANKLIN ST	5	NE	53668DC	4000	Philips	215	400HPS to 215LED.
125	MICHIGAN AVE	FRANKLIN ST	5	NE	53667DC	4000	Philips	215	400HPS to 215LED.
410	FRANKLIN ST	4TH ST	5	NE	56243DC	4000	Philips	215	250HPS to 215LED.
413	INGRAHAM ST	4TH ST	4	NW	4M750DC	4000	Philips	35	70HPS to 35LED.
112	U ST	SUMMIT PL	5	NE	59766	5000	LSG	75	74LED to 75LED.
6400	2ND PL	TUCKERMAN ST	4	NW	4H031DC	5000	LSG	75	295INC to 75LED.
210	QUACKENBOS ST	2ND ST	4	NW	4N536DC	4000	Philips	35	70HPS to 35LED.
441	INGRAHAM ST	5TH ST	4	NW	4M339	4000	Philips	110	400HPS to 110LED.
1912	HAMLIN ST	20TH ST	5	NE	58143DC	4000	Philips	110	100HPS to 110LED.
1009	WEBSTER ST	GEORGIA AVE	4	NW	4K489DC	5000	LSG	75	150HPS to 75LED.
2220	FLAGLER PL	ADAMS ST	5	NW	53150	5000	LSG	75	150HPS to 75LED.
0	EVARTS ST	20TH ST	5	NE	58165DC	4000	Philips	215	150HPS to 215LED.
0	31ST PL	BANNEKER DR	5	NE	58405	4000	Philips	215	400HPS to 215LED.
3054	MONROE ST	BRENTWOOD RD	5	NE	57534DC	4000	Philips	70	100HPS to 70LED.
804	BUCHANAN ST	8TH ST	5	NE	51047DC	5000	LSG	75	70HPS to 75LED.
429	OGLETHORPE ST	5TH ST	4	NW	4N413DC	4000	Philips	110	100HPS to 110LED.
2813	EVARTS ST	28TH ST	5	NE	58213DC	4000	Philips	100	100H to 110L.
2021	RHODE ISLAND AVE	MILLS AVE	5	NE	55138DC	4000	Philips	215	250HPS to 245LED.
2301	LAWRENCE AVE	BRYANT ST	5	NE	58274DC	4000	Philips	110	150HPS to 110LED.
2301	LAWRENCE AVE	ADAMS ST	5	NE	58275DC	4000	Philips	110	150HPS to 110LED.
0	RHODE ISLAND AVE	24TH ST	5	NE	55128DC	4000	Philips	215	400HPS to 245LED.
3633	TEXAS AVE	NASH ST	7	SE	77800DC	4000	Philips	70	100HPS to 72LED.
105	RITTENHOUSE ST	SLIGO MILL RD	4	NE	4P313DC	4000	Philips	30	70HPS to 30LED.
22	ADAMS ST	NORTH CAPITOL ST	5	NW	53168	5000	LSG	75	74LED to 75LED.
6830	OREGON AVE	BIRCH ST	4	NW	4A024DC	4000	Philips	70	250HPS to 70LED.
934	MICHIGAN AVE	10TH ST	5	NE	50937DC	4000	Philips	215	250HPS to 215LED.
1700	17TH ST	WEST VIRGINIA AVE	5	NE	59001DC	4000	Philips	110	250HPS to 110LED.
417	BUCHANAN ST	4TH ST	4	NW	4K370	4000	Philips	35	189INC to 35LED.
414	JEFFERSON ST	4TH ST	4	NW	4M751	4000	Philips	35	70HPS to 35LED.
440	1ST ST	E ST	6	NW	61110	5000	LSG	75	100HPS to 75LED.
807	JEFFERSON ST	8TH ST	4	NW	4M374	4000	King Luminaire	100	250HPS to 100LED.
600	GALLATIN ST	7TH ST	4	NW	4M835	4000	King Luminaire	100	295INC to 100LED.
0	NORTH CAPITOL ST	IRVING ST	5	NW	53762	4000	Philips	215	400HPS to 215LED.
845	CRITTENDEN ST	10TH ST	5	NE	51052DC	5000	LSG	75	70HPS to 75LED.
836	JEFFERSON ST	9TH ST	4	NW	4M372	4000	King Luminaire	100	250HPS to 100LED.
424	JEFFERSON ST	4TH ST	4	NW	4M752	4000	Philips	35	70HPS to 35LED.
125	MICHIGAN AVE	IRVING ST	5	NE	53663DC	4000	Philips	215	400HPS to 215LED.
300	COLLEGE ST	4TH ST	1	NW	1U200	4000	King Luminaire	100	
6226	9TH ST	SHERIDAN ST	4	NW	4N135DC	4000	Philips	110	295INC to 110LED.
519	6TH ST	ACKER PL	6	NE	61832	5000	LSG	75	100HPS to 75LED.
225	RITTENHOUSE ST	SLIGO MILL RD	4	NE	4P325DC	5000	LSG	75	100HPS to 75LED.
123	PEABODY ST	2ND ST	4	NW	4N058DC	5000	LSG	75	295INC to 75LED.
0	FRANKLIN ST	24TH ST	5	NE	58106DC	4000	Philips	110	100HPS to 110LED.
5434	4TH ST	KENNEDY ST	4	NW	4M142DC	4000	Philips	110	150HPS to 110LED. 6/19/2012 Fixture.
534	INGRAHAM ST	5TH ST	4	NW	4M344	4000	King Luminaire	100	250HPS to 100LED.
234	TUCKERMAN ST	2ND PL	4	NW	4H018DC	5000	LSG	75	295INC to 75LED.
0	IRVING ST	1ST ST	5	NW	53316	4000	Philips	215	250HPS to 215LED.
4100	SOUTH DAKOTA AVE	TAYLOR ST	5	NE	52451DC	4000	Philips	215	150HPS to 215LED.
3712	NASH ST	TEXAS AVE	7	SE	77797DC	4000	Philips	70	100HPS to 70LED.
632	C ST	7TH ST	6	NE	63384DC	4000	Philips	70	175MV to 70LED.
1332	HOLLY ST	14TH ST	4	NW	4C921DC	5000	LSG	75	295INC to 75LED.
1843	CORCORAN ST	GALLAUDET ST	5	NE	52643DC	4000	Philips	110	250HPS to 110LED.
1814	CORCORAN ST	MOUNT OLIVET RD	5	NE	52645DC	4000	Philips	110	250HPS to 110LED.
812	6TH ST	H ST	6	NE	61673	4000	King Luminaire	100	Pole. fixture replaced. 400HPS to 100LED.
0	NORTH CAROLINA AVE	4TH ST	6	SE	65652	4000	Philips	215	400H to 215L.
2625	30TH ST	DENVER ST	7	SE	79022DC	4000	Philips	110	250HPS to 110LED.
0	SHERMAN CIR	CRITTENDEN ST	4	NW	4K554	4000	Philips	215	400HPS to 215LED.
3111	35TH ST	BLADENSBURG RD	5	NE	58725DC	4000	Philips	70	295INC to 60LED.
1800	FRANKLIN ST	18TH ST	5	NE	58121DC	4000	Philips	110	100HPS to 110LED.
318	E ST	4TH ST	6	NE	61490	5000	LSG	75	100HPS to 75LED.
639	I ST	7TH ST	6	NE	61888	4000	Philips	70	75LED to 72LED. 9/23/2012 100HPS to 75LED.
0	GIRARD PL	MILLS AVE	5	NE	58058DC	4000	Philips	110	100HPS to 110LED.
0	SEWARD SQ	5TH ST	6	SE	65785	4000	Philips	215	400HPS to 215LED.
1834	T PL	21ST PL	8	SE	79290DC	4000	Philips	35	150HPS to 35LED.
2316	RHODE ISLAND AVE	24TH ST	5	NE	55129DC	4000	Philips	215	400HPS to 245LED.
0	6TH ST	C ST	2	NW	60560	4000	Philips	110	400HPS to 110LED.
901	6TH ST	MASSACHUSETTS AVE	6	NW	6A984	4000	King Luminaire	100	400HPS to 100LED. 60526 rep.
0	SHERMAN CIR	KANSAS AVE	4	NW	4K550	4000	Philips	215	400HPS to 215LED.
124	U ST	SUMMIT PL	5	NE	59769	5000	LSG	75	100HPS to 75LED.
0	PENNSYLVANIA AVE	4TH ST	6	SE	65430	4000	Philips	215	400MV to 215LED.
2014	U ST	SUMMIT PL	5	NE	59770	5000	LSG	75	189INC to 75LED.
1240	E ST	13TH ST	6	NE	62571	5000	LSG	75	70HPS to 75LED.
2705	30TH ST	EVARTS ST	5	NE	58218DC	4000	Philips	100	250H to 110L.
0	QUEENS CHAPEL RD	CHANNING ST	5	NE	58297DC	4000	Philips	215	100HPS to 215LED.
5811	DIX ST	58TH ST	7	NE	72876DC	5000	LSG	75	150HPS to 75LED.

5814 SOUTHERN AVE	58TH ST	7	SE	73640DC	5000	LSG	75	74LED to 75LED.
1130 SOUTH CAPITOL ST	M ST	6	SE	67043	4000	Philips	215	400H to 215L.
0 FENWICK ST	OKIE ST	5	NE	52596DC	4000	Philips	110	400HPS to 110LED.
0 12TH ST	K ST	6	SE	66091	4000	Philips	215	400HPS to 215LED.
500 K ST	5TH ST	6	SE	67655	4000	King Luminaire	100	400HPS to 100LED. Pole replaced.
2110 1ST ST	V ST	5	NW	58750	5000	LSG	75	189INC to 75LED.
1354 OKIE ST	FENWICK ST	5	NE	52602DC	5000	LSG	50	150HPS to 50LED.
1806 CORCORAN ST	MOUNT OLIVET RD	5	NE	52646DC	4000	Philips	110	250HPS to 110LED.
314 7TH ST	D ST	6	NE	63381DC	4000	Philips	70	100HPS to 70LED.
650 4TH ST	G ST	6	NE	61506	5000	LSG	75	70HPS to 75LED.
308 10TH ST	C ST	6	NE	63368	5000	LSG	75	189INC to 75LED.
112 49TH ST	ASTOR PL	7	SE	75093DC	4000	Philips	135	250HPS to 135LED.
847 HILLTOP TER	ALABAMA AVE	7	SE	76107DC	4000	Philips	60	100H to 60L.
316 PENNSYLVANIA AVE	3RD ST	6	SE	65312	4000	Philips	215	400HPS to 215LED.
1811 ALABAMA AVE	STANTON TER	8	SE	82797DC	4000	Philips	215	400H to 215L.
302 BRYANT ST	3RD ST	5	NE	56071	5000	LSG	75	189INC to 75LED.
2417 3RD ST	CHANNING ST	5	NE	56069	5000	LSG	75	189INC to 75LED.
4024 CALVERT ST	40TH PL	3	NW	36540DC	4000	Philips	110	100HPS to 110LED.
1550 OKIE ST	16TH ST	5	NE	52639DC	4000	Philips	215	400HPS to 215LED.
534 4TH ST	E ST	6	NE	61495	5000	LSG	75	70HPS to 75LED.
0 INTERSTATE 395	9TH ST	6	SW	66625	4000	Philips	200	400HPS to 200LED.
800 L'ENFANT PROMENADE	9TH ST	6	SW	66615	4000	Philips	200	250HPS to 200LED.
1 POTOMAC AVE	HALF ST	6	SW	67184DC	4000	Philips	215	250H to 215L.
6009 DIX ST	60TH ST	7	NE	72889DC	5000	LSG	75	74LED to 75LED.
407 3RD ST	D ST	6	NE	61474	5000	LSG	75	70HPS to 75LED.
3729 FRANKLIN D ROOSEVELT PL	PARKSIDE PL	7	NE	72495	4000	King Luminaire	100	250H to 100L. pole replaced.
900 2ND ST	I ST	6	SE	67493	4000	King Luminaire	100	400H to 100L.
0 POTOMAC AVE	HALF ST	6	SW	67183DC	4000	Philips	215	250H to 215L.
741 51ST ST	H ST	7	SE	75475DC	5000	LSG	75	189INC to 75LED.
MICHIGAN AVE	FRANKLIN ST	5	NE	53673DC	4000	Philips	215	250HPS to 215LED.
76 BATES ST	1ST ST	5	NW	59780	5000	LSG	75	150HPS to 75LED.
1205 POTOMAC AVE	12TH ST	6	SE	66130	4000	Philips	215	400HPS to 215LED.
421 10TH ST	E ST	6	NE	63290	5000	LSG	75	70HPS to 75LED.
1437 IRVING ST	15TH ST	5	NE	54822DC	4000	Philips	60	100H to 60L.
0 HAMLIN ST	MILLS AVE	5	NE	58159DC	4000	Philips	110	100HPS to 110LED.
723 13TH ST	LINDEN PL	6	NE	62408	4000	Philips	215	400HPS to 215LED.
614 7TH ST	F ST	6	NE	61839DC	5000	LSG	75	74LED to 75LED.
36 BRYANT ST	1ST ST	5	NW	53332	5000	LSG	75	189INC to 75LED.
200 MICHIGAN AVE	IRVING ST	5	NE	53276DC	4000	Philips	215	400MV to 215LED.
2018 FRANKLIN ST	22ND ST	5	NE	58112DC	4000	Philips	110	150HPS to 110LED.
0 FRANKLIN ST	20TH ST	5	NE	58117DC	4000	Philips	110	150HPS to 110LED.
2425 3RD ST	CHANNING ST	5	NE	56068	5000	LSG	75	189INC to 75LED.
1426 PENNSYLVANIA AVE	15TH ST	6	SE	65359	4000	Philips	215	400HPS to 215LED.
1833 HAMLIN ST	20TH ST	5	NE	58142DC	4000	Philips	110	100HPS to 110LED.
443 JEFFERSON ST	5TH ST	4	NW	4M386	4000	King Luminaire	100	250HPS to 100LED.
822 CRITTENDEN ST	10TH ST	5	NE	51065DC	5000	LSG	75	70HPS to 75LED.
154 ADAMS ST	2ND ST	5	NW	53148	5000	LSG	75	150HPS to 75LED.
37 MICHIGAN AVE	NORTH CAPITOL ST	5	NE	53282DC	4000	Philips	215	400HPS to 215LED.
2018 EVARTS ST	22ND ST	5	NE	58170DC	4000	Philips	110	150H to 110L.
915 10TH ST	I ST	6	NE	62095	5000	LSG	75	70HPS to 75LED.
2426 4TH ST	CHANNING ST	5	NE	56065DC	5000	LSG	75	74LED to 75LED.
2832 FRANKLIN ST	30TH ST	5	NE	58230DC	4000	Philips	110	100H to 110L.
2609 30TH ST	DENVER ST	7	SE	79020DC	4000	Philips	110	250HPS to 110LED.
3500 FORT LINCOLN DR	COMMODORE JOSHUA BARNEY DR	5	NE	58697	4000	Philips	215	400HPS to 215LED.
419 JEFFERSON ST	4TH ST	4	NW	4M388	4000	King Luminaire	100	250HPS to 100LED.
1200 NEWTON ST	12TH ST	5	NE	54918DC	5000	LSG	75	100HPS to 75LED.
1377 EMERALD ST	14TH ST	6	NE	62604	5000	LSG	75	189INC to 75LED.
824 BUCHANAN ST	10TH ST	5	NE	51049DC	5000	LSG	75	70HPS to 75LED.
28 BATES ST	NORTH CAPITOL ST	5	NW	59783DC	5000	LSG	75	150HPS to 75LED.
3106 15TH ST	IRVING ST	5	NE	54649DC	5000	LSG	75	100HPS to 75LED.
529 3RD ST	E ST	6	NE	61499	5000	LSG	75	189INC to 75LED.
626 LEXINGTON PL	7TH ST	6	NE	61808	5000	LSG	75	100HPS to 75LED.
626 4TH ST	F ST	6	NE	61502	5000	LSG	75	100HPS to 75LED.
0 L'ENFANT PROMENADE	9TH ST	6	SW	66614	4000	Philips	200	250HPS to 200LED.
2002 FRANKLIN ST	20TH ST	5	NE	58116DC	4000	Philips	110	150HPS to 110LED.
526 14TH ST	F ST	6	NE	62587	5000	LSG	75	70HPS to 75LED.
0 L'ENFANT PROMENADE	9TH ST	6	SW	66606	4000	Philips	200	250HPS to 200LED.
216 F ST	2ND ST	6	NE	61401	5000	LSG	75	175MV to 75LED.
0 PENNSYLVANIA AVE	11 ST	6	SE	65339	4000	Philips	215	400HPS to 215LED.
800 PENNSYLVANIA AVE	8TH ST	6	SE	65333	4000	Philips	215	400HPS to 215LED.
1304 46TH ST	REED TER	7	SE	75657DC	4000	Philips	135	250HPS to 135LED.
7217 8TH ST	FERN PL	4	NW	4D790DC	4000	Philips	70	295INC to 72LED.
908 8TH ST	I ST	6	NE	62004	5000	LSG	75	100HPS to 75LED.
4922 NANNIE HELEN BURROUGHS AVE	50TH ST	7	NE	70430DC	5000	LSG	75	150HPS to 75LED.
1219 47TH PL	NASH ST	7	NE	71041DC	4000	Philips	30	150H to 30L.
902 13TH ST	FLORIDA AVE	6	NE	62123	4000	Philips	215	400HPS to 215LED.
0 INTERSTATE 295	M ST	6	SE	6L968	4000	Philips	215	
0 C ST	3RD ST	2	NW	60683	4000	Philips	110	400HPS to 110LED. Pole, fixture replaced.
1200 VAN ST	M ST	6	SE	67789	4000	Philips	70	150HPS to 70LED.
5631 EADS ST	57TH ST	7	NE	72745DC	5000	LSG	75	74LED to 75LED.
1447 RITTENHOUSE ST	16TH ST	4	NW	4D099DC	4000	Philips	70	100HPS to 72LED.
1453 PENNSYLVANIA AVE	15TH ST	6	SE	65385	4000	Philips	215	400HPS to 215LED.
520 45TH ST	EADS PL	7	NE	71820DC	5000	LSG	75	74LED to 75LED.
PENNSYLVANIA AVE	E ST	6	SE	65343	4000	Philips	215	400HPS to 215LED.
0 4TH ST	NORTH CAROLINA AVE	6	SE	65653	4000	Philips	215	400H to 215L.
684 4TH ST	G ST	6	NE	61507	5000	LSG	75	175MV to 75LED.
813 7TH ST	I ST	6	NE	61998	5000	LSG	75	100HPS to 75LED.
413 12TH ST	DUNCAN PL	6	NE	62621	5000	LSG	75	100HPS to 75LED.
4717 DIX ST	49TH ST	7	NE	72105DC	5000	LSG	75	74LED to 75LED.
901 HALF ST	I ST	6	SE	6U342	4000	King Luminaire	100	400H TO 100L. 67433. pp to up 8/12/2015 Correct W.
1428 42ND PL	FORT DUPONT ST	7	SE	78313DC	5000	LSG	75	74LED to 75LED.
1400 MILITARY RD	14TH ST	4	NW	4E247	4000	Philips	110	400HPS to 110LED. Pole, fixture replace, relocate.
4300 GARRISON ST	WISCONSIN AVE	3	NW	30920DC	4000	Philips	70	295INC to 72LED.
534 13TH ST	EMERALD ST	6	NE	62594	5000	LSG	75	100HPS to 75LED.
0 NORTH CAROLINA AVE	PENNSYLVANIA AVE	6	SE	65428	4000	Philips	215	400H to 215L.
326 EVARTS ST	4TH ST	5	NE	56501	5000	LSG	75	189INC to 75LED.
315 EVARTS ST	4TH ST	5	NE	56500DC	5000	LSG	75	74LED to 75LED.
0 SOUTHEAST-SOUTHWEST BLVD	11TH ST	6	SE	6U001	4000	King Luminaire	200	400HPS to 200LED. Pole 67824 replaced.
0 M ST	INTERSTATE 695	6	SE	6L960	4000	Philips	110	

1800 FENWICK ST	CAPITOL AVE	5	NE	52592DC	4000	Philips	110	250HPS to 110LED.
503 6TH ST	ACKER PL	6	NE	61823	5000	LSG	75	175MV to 75LED.
0 WEST VIRGINIA AVE	CENTRAL PL	5	NE	52692DC	4000	Philips	215	400HPS to 215LED.
1400 OKIE ST	FENWICK ST	5	NE	52629DC	4000	Philips	215	400HPS to 215LED.
0 PENNSYLVANIA AVE	POTOMAC AVE	6	SE	65357	4000	Philips	215	400HPS to 215LED.
644 ACKER PL	7TH ST	6	NE	61829	5000	LSG	75	175MV to 75LED.
1400 OKIE ST	16TH ST	5	NE	52635DC	4000	Philips	215	400HPS to 215LED.
626 3RD ST	G ST	6	NE	61397	5000	LSG	75	175MV to 75LED.
1846 KENYON ST	19TH ST	1	NW	10520DC	5000	LSG	54	100HPS to 54LED.
310 E ST	3RD ST	6	NE	61488	5000	LSG	75	100HPS to 75LED.
317 E ST	4TH ST	6	NE	61480	5000	LSG	75	100HPS to 75LED.
0 K ST	2ND ST	6	SE	67664	4000	King Luminaire	100	400H to 100L.
100 K ST	2ND ST	6	SE	67665	4000	King Luminaire	100	400H to 100L.
1200 HALF ST	N ST	6	SE	67794	4000	King Luminaire	200	250HPS to 200LED. 9/1/2014 250 HPS to 110 LED.
1925 ALABAMA AVE	FREDERICK DOUGLASS PL	8	SE	82807DC	4000	Philips	215	400H to 215L.
1877 ALABAMA AVE	WEBSTER PL	8	SE	82803DC	4000	Philips	215	400H to 215L.
509 3RD ST	E ST	6	NE	61487DC	5000	LSG	75	74LED to 75LED.
1530 OKIE ST	16TH ST	5	NE	52638DC	4000	Philips	215	400HPS to 215LED.
1255 HALF ST	N ST	6	SW	67314	4000	Philips	70	150HPS to 70LED. Correct LWF, asset type.
3044 MONROE ST	RHODE ISLAND AVE	5	NE	57536DC	4000	Philips	70	100HPS to 70LED.
117 RHODE ISLAND AVE	SUMMIT PL	5	NE	59767	5000	LSG	75	189INC to 75LED.
514 12TH ST	E ST	6	NE	63171	5000	LSG	50	70HPS to 50LED.
116 V ST	1ST ST	5	NW	53110	5000	LSG	75	100HPS to 74LED.
900 BUNKER HILL RD	OTIS ST	5	NE	56612DC	4000	Philips	215	250HPS to 215LED.
4401 CLERMONT DR	HAREWOOD RD	5	NW	53883	4000	Philips	215	250HPS to 215LED.
314 D ST	4TH ST	6	NE	61472	5000	LSG	75	70HPS to 75LED.
424 4TH ST	E ST	6	NE	61477	5000	LSG	75	70HPS to 75LED.
1201 PENNSYLVANIA AVE	12TH ST	6	SE	65403	4000	Philips	215	400HPS to 215LED.
325 E ST	D ST	6	NE	61479	5000	LSG	75	100HPS to 75LED.
410 D ST	5TH ST	6	NE	61613	5000	LSG	75	175MV to 75LED.
0 QUEENS CAHPEL RD	CHANNING ST	5	NE	58258DC	4000	Philips	215	295INC to 215LED.
0 RHODE ISLAND AVE	20TH ST	5	NE	55141DC	4000	Philips	215	400HPS to 245LED.
2700 30TH ST	EVARTS ST	5	NE	58217DC	4000	Philips	100	250H to 110L.
0 BRANCH AVE	O ST	7	SE	77578DC	4000	Philips	110	250HPS to 110LED.
3309 HIGHWOOD DR	NASH PL	7	SE	77704DC	4000	Philips	70	100HPS to 70LED.
5605 EADS ST	56TH ST	7	NE	72747DC	5000	LSG	75	74LED to 75LED.
626 14TH ST	F ST	6	NE	62564	5000	LSG	75	100HPS to 75LED.
0 WEST VIRGINIA AVE	15TH ST	5	NE	52683DC	4000	Philips	215	400HPS to 215LED.
613 2ND ST	F ST	6	NE	61400	5000	LSG	75	175MV to 75LED.
5709 NANNIE HELEN BURROUGHS AVE	58TH ST	7	NE	72697DC	5000	LSG	75	74LED to 75LED.
1223 F ST	13TH ST	6	NE	62568	5000	LSG	75	189INC to 75LED.
0 GRANT ST	46TH ST	7	NE	71449DC	4000	Philips	110	250HPS to 110LED. Arm and Fixture
5315 E ST	54TH ST	7	SE	75640DC	4000	Philips	110	250HPS to 110LED.
908 8TH ST	I ST	6	NE	62005	5000	LSG	75	70HPS to 75LED.
614 ELLIOTT ST	F ST	6	NE	62556	5000	LSG	75	70HPS to 75LED.
4415 EDSON PL	44TH ST	7	NE	71826DC	5000	LSG	75	74LED to 75LED.
3930 BENNING RD	39TH ST	7	NE	72315DC	5000	LSG	75	74LED to 75LED.
0 PENNSYLVANIA AVE	8TH ST	6	SE	65330	4000	Philips	215	400HPS to 215LED.
0 13TH ST	G ST	6	NE	62411	4000	Philips	215	400HPS to 215LED.
800 9TH ST	MAINE AVE	6	SW	66605	4000	Philips	200	400HPS to 200LED.
2000 WEST VIRGINIA AVE	FENWICK ST	5	NE	52685DC	4000	Philips	215	400HPS to 215LED.
0 PENNSYLVANIA AVE	4TH ST	6	SE	65316	4000	Philips	215	400HPS to 215LED.
2643 30TH ST	ERIE ST	7	SE	79024DC	4000	Philips	110	250HPS to 110LED.
5021 EAST CAPITOL ST	CENTRAL AVE	7	SE	73454DC	5000	LSG	75	74LED to 75LED.
1853 ALABAMA AVE	18TH PL	8	SE	82801DC	4000	Philips	215	400H to 215L.
800 BANNEKER CIR	9TH ST	6	SW	66617	4000	Philips	200	250HPS to 200LED.
601 PENNSYLVANIA AVE	6TH ST	6	SE	65424	4000	Philips	215	400HPS to 215LED.
2627 EVARTS ST	28TH ST	5	NE	58203DC	4000	Philips	110	100H to 110L.
215 63RD ST	SOUTHERN AVE	7	NE	73658DC	5000	LSG	75	74LED to 75LED.
3118 15TH ST	JACKSON ST	5	NE	54648DC	5000	LSG	75	100HPS to 75LED.
1817 FRANKLIN ST	18TH ST	5	NE	58122DC	4000	Philips	110	100HPS to 110LED.
2700 20TH ST	FRANKLIN ST	5	NE	58167DC	4000	Philips	110	100H to 110L.
1926 FRANKLIN ST	20TH ST	5	NE	58119DC	4000	Philips	110	100HPS to 110LED.
179 35TH ST	BLAINE ST	7	NE	74078DC	5000	LSG	75	74LED to 75LED.
117 35TH ST	AMES ST	7	NE	74085DC	5000	LSG	75	74LED to 75LED.
600 46TH ST	G ST	7	SE	75680DC	4000	Philips	135	250HPS to 135LED.
714 CHAPLIN ST	BURNS ST	7	SE	76124DC	4000	Philips	30	100H to 30L.
0 49TH ST	ASTOR PL	7	SE	75092DC	4000	Philips	135	250HPS to 135LED.
5620 9TH ST	MADISON ST	4	NW	4N709DC	4000	Philips	35	70HPS to 35LED.
4348 SOUTHERN AVE	STANLEY ST	7	SE	77299DC	5000	LSG	75	74LED to 75LED.
704 RIDGE RD	G ST	7	SE	76848DC	4000	Philips	110	250HPS to 110LED.
3227 O ST	BRANCH AVE	7	SE	77686DC	4000	Philips	70	100HPS to 70LED.
3867 ALABAMA AVE	R ST	7	SE	77889DC	5000	LSG	50	70HPS to 50LED.
3337 HIGHWOOD DR	CARPENTER ST	7	SE	77701DC	4000	Philips	70	100HPS to 70LED.
810 RIDGE RD	G ST	7	SE	76855DC	4000	Philips	110	250HPS to 110LED.
5350 E ST	54TH ST	7	SE	75639DC	4000	Philips	110	250HPS to 110LED.
4843 BASS PL	49TH ST	7	SE	75135DC	4000	Philips	135	250HPS to 135LED. Correct LWF.
3400 CARPENTER ST	34TH ST	7	SE	77724DC	4000	Philips	70	100HPS to 70LED.
2001 36TH ST	U ST	7	SE	74953DC	4000	Philips	110	250H to 110L.
2214 30TH ST	ALABAMA AVE	7	SE	78978DC	5000	LSG	75	74LED to 75LED.
721 FAIRMONT ST	GEORGIA AVE	1	NW	12425DC	4000	Philips	30	175MV to 30LED.
3226 HIGHWOOD DR	NASH PL	7	SE	77708DC	4000	Philips	70	100HPS to 70LED.
3675 HIGHWOOD DR	POPE ST	7	SE	77747DC	4000	Philips	70	100HPS to 70LED.
3504 TEXAS AVE	S ST	7	SE	77812DC	4000	Philips	70	100HPS to 760LED.
1441 34TH ST	CARPENTER ST	7	SE	77721DC	4000	Philips	70	100HPS to 70LED.
4260 6TH ST	DARRINGTON ST	8	SE	84053DC	4000	Philips	215	250HPS to 215LED.
5721 BLAINE ST	57TH PL	7	NE	73306DC	5000	LSG	75	74LED to 75LED.
332 58TH ST	DIX ST	7	NE	72877DC	5000	LSG	75	150HPS to 75LED.
105 35TH ST	AMES ST	7	NE	74086DC	5000	LSG	75	74LED to 75LED.
3233 POPE ST	BRANCH AVE	7	SE	77841DC	4000	Philips	70	100HPS to 72LED.
608 RIDGE RD	TEXAS AVE	7	SE	76842DC	4000	Philips	110	250HPS to 110LED.
3024 M PL	MINNESOTA AVE	7	SE	76673DC	5000	LSG	75	74LED to 75LED.
0 W ST	16TH ST	8	SE	80722DC	2700	Holophane	100	250H to 100L. Test
0 BARNABY TER	WHEELER RD	8	SE	84135DC	4000	Philips	110	250HPS to 110LED.
0 30TH ST	ERIE ST	7	SE	79027DC	4000	Philips	110	250HPS to 110LED.
1529 FORT DAVIS PL	Q ST	7	SE	77916DC	5000	LSG	75	74LED to 75LED.
638 MILWAUKEE PL	MARTIN LUTHER KING JR AVE	8	SE	81861DC	4000	Philips	110	295INC to 110LED.
2332 PAYNE TER	MAPLE VIEW PL	8	SE	80629DC	4000	Philips	215	250H to 215L.
1100 4TH ST	M ST	6	SE	67548	4000	King Luminaire	100	250H to 100L.

3915 CLAY PL	MINNESOTA AVE	7	NE	73917DC	5000	LSG	75	74LED to 75LED.
3034 ALABAMA AVE	31ST ST	7	SE	78976DC	5000	LSG	75	74LED to 75LED.
3012 ALABAMA AVE	30TH ST	7	SE	78975DC	5000	LSG	75	74LED to 75LED.
3849 ALABAMA AVE	R ST	7	SE	77874DC	4000	Philips	110	250HPS to 110LED.
1562 41ST ST	SOUTHERN AVE	7	SE	78308DC	5000	LSG	75	74LED to 75LED.
3242 T ST	33RD ST	7	SE	76312DC	4000	Philips	70	150HPS to 70LED.
615 57TH ST	NANNIE HELEN BURROUGHS AVE	7	NE	72698DC	5000	LSG	75	74LED to 75LED.
4 EAST CAPITOL ST	35TH ST	7	NE	74119DC	5000	LSG	75	74LED to 75LED.
2603 30TH ST	DENVER ST	7	SE	79019DC	4000	Philips	110	250HPS to 110LED.
5039 EAST CAPITOL ST	CENTRAL AVE	7	SE	73452DC	5000	LSG	75	74LED to 75LED.
3117 NASH PL	BRANCH AVE	7	SE	78422DC	5000	LSG	75	74LED to 75LED.
3201 O ST	BRANCH AVE	7	SE	77688DC	4000	Philips	70	100HPS to 70LED.
3301 HIGHWOOD DR	NASHPL	7	SE	77705DC	4000	Philips	70	100HPS to 70LED.
3667 ALABAMA AVE	R ST	7	SE	77873DC	4000	Philips	110	250HPS to 110LED.
0 F ST	53RD ST	7	SE	75367DC	4000	Philips	135	250HPS to 135LED.
3316 POPE ST	NASH PL	7	SE	77844DC	4000	Philips	70	100HPS to 720LED.
129 35TH ST	AMES ST	7	NE	74084DC	5000	LSG	75	74LED to 75LED.
3927 1ST ST	ATLANTIC ST	8	SE	85034DC	5000	LSG	75	74LED to 75LED.
3008 M PL	30TH ST	7	SE	76676DC	5000	LSG	75	74LED to 75LED.
114 55TH ST	CENTRAL AVE	7	SE	73413DC	5000	LSG	75	74LED to 75LED.
806 BURNS ST	HILDRETH ST	7	SE	75990DC	4000	Philips	110	100HPS to 110LED
3819 POPE ST	38TH ST	7	SE	77780DC	4000	Philips	70	100HPS to 70LED.
3871 ALABAMA AVE	R ST	7	SE	77872DC	4000	Philips	110	250HPS to 110LED.
5302 F ST	53RD ST	7	SE	75369DC	4000	Philips	135	250HPS to 135LED.
4940 ASTOR PL	50TH ST	7	SE	75237DC	4000	Philips	135	250HPS to 135LED.
1103 44TH PL	H ST	7	SE	75896DC	4000	Philips	135	250HPS to 135LED.
4642 HILLSIDE RD	BENNING RD	7	SE	75792DC	4000	Philips	30	70H to 30L.
5207 E ST	53RD ST	7	SE	75352DC	4000	Philips	110	250HPS to 110LED.
834 HILLTOP TER	ALABAMA AVE	7	SE	76129DC	4000	Philips	30	70H to 30L. 12/15/2015 Correct asset type.
0 CARPENTER ST	33RD PL	7	SE	77690DC	4000	Philips	70	100HPS to 70LED.
3122 M PL	MINNESOTA AVE	7	SE	78360DC	4000	Philips	110	250H to 110L.
808 CHESAPEAKE ST	BARNABY ST	8	SE	84452DC	5000	LSG	75	150HPS to 75LED.
0 BRANCH AVE	HIGHWOOD DR	7	SE	77575DC	4000	Philips	110	250HPS to 110LED.
1201 BRANCH AVE	ANACOSTIA RD	7	SE	77568DC	4000	Philips	110	250HPS to 110LED.
1908 21ST PL	T ST	8	SE	79283DC	4000	Philips	110	250HPS to 110LED.
5043 B ST	51ST ST	7	SE	75252DC	4000	Philips	135	250HPS to 135LED.
4920 B ST	49TH ST	7	SE	75242DC	4000	Philips	135	250HPS to 135LED.
4401 BANKS PL	44TH ST	7	NE	71653DC	5000	LSG	75	74LED to 75LED.
2718 38TH ST	FULTON ST	3	NW	36353DC	5000	LSG	54	189INC to 54LED.
4800 15TH ST	DELAFIELD PL	4	NW	4F639DC	4000	Philips	110	295INC to 110LED.
521 8TH ST	E ST	6	NE	62172	5000	LSG	75	100HPS to 75LED.
3812 HAYES ST	KENILWORTH TER	7	NE	7A369DC	4000	Philips	215	
3150 M PL	BRANCH AVE	7	SE	78362DC	4000	Philips	110	250H to 110L.
4334 LIVINGSTON RD	OLD LIVINGSTON RD	8	SE	83792DC	4000	Philips	215	400H to 215L.
3667 HIGHWOOD DR	POPE ST	7	SE	77746DC	4000	Philips	70	100HPS to 70LED.
0 HIGHWOOD DR	HIGHWOOD PL	7	SE	77761DC	4000	Philips	70	100HPS to 70LED.
5070 CENTRAL AVE	51ST ST	7	SE	73449DC	5000	LSG	75	74LED to 75LED.
4619 HILLSIDE RD	46TH ST	7	SE	75816DC	4000	Philips	215	400H to 215L. 2/12/2013 250H to 400H.
0 PENNSYLVANIA AVE	NORTH CAROLINA AVE	6	SE	65318	4000	Philips	215	400HPS to 215LED.
1241 PENNSYLVANIA AVE	G ST	6	SE	65402	4000	Philips	215	400HPS to 215LED.
1508 MISSOURI AVE	16TH ST	4	NW	4E685	4000	Philips	100	400HPS to 215LED. Fixture replace.
2105 SUITLAND TER	SOUTHERN AVE	7	SE	75006DC	4000	Philips	110	250HPS to 110LED.
0 MILITARY RD	16TH ST	4	NW	4E682	4000	Philips	110	250HPS to 110LED. Pole, fixture replace, relocate.
0 VIRGINIA AVE	8TH ST	6	SE	6L982	4000	Philips	215	250HPS to 150LED. Pole 67622 replaced.
4300 HILLSIDE RD	CHAPLIN ST	7	SE	75953DC	5000	LSG	75	100HPS to 75LED.
922 PENNSYLVANIA AVE	10TH ST	6	SE	65336	4000	Philips	215	400HPS to 215LED.
0 PENNSYLVANIA AVE	15TH ST	6	SE	65383	4000	Philips	215	400HPS to 215LED.
3541 HIGHWOOD DR	CARPENTER ST	7	SE	77756DC	4000	Philips	70	250HPS to 70LED.
2611 33RD ST	DENVER ST	7	SE	74846DC	5000	LSG	75	74LED to 75LED.
3108 M PL	MINNESOTA AVE	7	SE	78359DC	4000	Philips	110	250H to 110L.
5909 CLAY ST	59TH ST	7	NE	72926DC	5000	LSG	75	74LED to 75LED.
0 MAINE AVE	9TH ST	6	SW	66561	4000	Philips	200	400HPS to 200LED.
1049 5TH ST	L ST	6	SE	67555	4000	King Luminaire	100	400HPS to 100LED. Pole replaced.
0 ELY PL	ANACOSTIA RD	7	SE	76963DC	4000	Philips	110	250HPS to 110LED.
732 RIDGE RD	G ST	7	SE	76851DC	4000	Philips	110	250HPS to 110LED.
0 NORTH CAPITOL ST	Q ST	5	NE	56874	4000	Philips	215	400HPS to 215LED.
302 55TH ST	CLAY ST	7	NE	73074DC	5000	LSG	75	189INC to 75LED.
312 55TH ST	CLAY ST	7	NE	73073DC	5000	LSG	75	189INC to 75LED.
3809 NASH ST	POPE ST	7	SE	77793DC	4000	Philips	70	100HPS to 70LED.
6110 CLAY ST	62ND ST	7	NE	72895DC	5000	LSG	75	74LED to 75LED.
5333 AMES ST	53RD ST	7	NE	72807DC	5000	LSG	75	150HPS to 75LED. Correct asset type.
800 HILLTOP TER	CHAPLIN ST	7	SE	76134DC	4000	Philips	30	70H to 30L. 12/15/2015 Correct asset type.
4906 B ST	49TH ST	7	SE	75241DC	4000	Philips	135	250HPS to 135LED.
4627 HILLSIDE RD	BENNING RD	7	SE	75817DC	4000	Philips	215	400H to 215L. 2/13/2013 250HPS to 400HPS.
4500 ELLICOTT ST	45TH ST	3	NW	3F091DC	5000	LSG	54	189INC to 54LED.
1307 FARRAGUT ST	13TH ST	4	NW	4R046DC	4000	Philips	35	175MV to 35LED.
1527 38TH ST	CARPENTER ST	7	SE	77775DC	4000	Philips	110	100HPS to 110LED.
3316 CARPENTER ST	HIGHWOOD DR	7	SE	77696DC	4000	Philips	70	100HPS to 70LED.
0 ANACOSTIA RD	BRANCH AVE	7	SE	77624DC	4000	Philips	110	100HPS to 110LED.
0 46TH ST	F ST	7	SE	75684DC	4000	Philips	135	250HPS to 135LED.
1307 44TH PL	REED TER	7	SE	75909DC	4000	Philips	135	250HPS to 135LED.
1441 PENNSYLVANIA AVE	15TH ST	6	SE	65386	4000	Philips	215	400HPS to 215LED.
3535 TEXAS AVE	CARPENTER ST	7	SE	77809DC	4000	Philips	70	100HPS to 70LED.
2814 FRANKLIN ST	30TH ST	5	NE	58231DC	4000	Philips	110	100H to 110L.
1928 FRANKLIN ST	20TH ST	5	NE	58118DC	4000	Philips	110	100HPS to 110LED.
0 44TH PL	HILLSIDE RD	7	SE	75903DC	4000	Philips	135	400HPS to 135LED.
19 46TH ST	A ST	7	SE	75060DC	4000	Philips	135	250HPS to 135LED.
0 CLERMONT DR	WEBSTER ST	5	NW	53886	4000	Philips	215	250HPS to 215LED.
0 K ST	HALF ST	6	SW	66985	4000		189	400HPS to 185LED.
1300 BARNABY TER	WHEELER RD	8	SE	84137DC	4000	Philips	110	250HPS to 110LED.
5923 CLAY ST	59TH ST	7	NE	72925DC	5000	LSG	75	74LED to 75LED.
3131 LYNDALE PL	MINNESOTA AVE	7	SE	78355DC	4000	Philips	30	150H to 30L.
324 61ST ST	DIX ST	7	NE	73715DC	5000	LSG	75	175MV to 75LED.
465 VALLEY AVE	9TH ST	8	SE	83759DC	4000	Philips	215	400H to 215L.
5300 ASTOR PL	53RD ST	7	SE	75570DC	4000	Philips	135	250HPS to 135LED.
0 B ST	50TH ST	7	SE	75246DC	4000	Philips	135	250HPS to 135LED.
1400 35TH ST	POPE ST	7	SE	77733DC	4000	Philips	70	100HPS to 72LED.
624 58TH ST	NANNIE HELEN BURROUGHS AVE	7	NE	72696DC	5000	LSG	75	74LED to 75LED.
0 CHICAGO ST	RAILROAD AVE	8	SE	81031DC	4000	Philips	215	250H to 215L.

4232 6TH ST	CHESAPEAKE ST	8	SE	84425DC	5000	LSG	75	175MV to 75LED.
207 SAVANNAH ST	2ND ST	8	SE	85750DC	4000	Philips	110	250HPS to 110LED.
226 MALCOLM X AVE	2ND ST	8	SE	81833DC	4000	Philips	110	400HPS to 110LED.
0 18TH PL	ALABAMA AVE	8	SE	82800DC	4000	Philips	215	400H to 215L. 1/15/2015 250H to 400H.
1902 T PL	21ST PL	8	SE	79289DC	4000	Philips	35	150HPS to 35LED.
2200 RAILROAD AVE	W ST	8	SE	81034DC	4000	Philips	215	250H to 215L.
4601 BASS PL	B ST	7	SE	75146DC	4000	Philips	135	400HPS to 135LED.
5023 H ST	51ST ST	7	SE	75474DC	4000	Philips	215	400H to 215L. 2/12/2013 250H to 400H.
4343 H ST	44TH PL	7	SE	75925DC	5000	LSG	75	74LED to 75LED.
2619 DOUGLASS RD	STANTON RD	8	SE	81459DC	4000	Philips	215	250HPS to 215LED.
3220 28TH ST	JASPER ST	8	SE	82964DC	5000	LSG	75	74LED to 75LED.
1653 38TH ST	S ST	7	SE	77828DC	4000	Philips	110	100HPS to 110LED.
3472 24TH ST	SOUTHERN AVE	8	SE	82546DC	5000	LSG	75	189INC to 75LED.
0 KNOX PL	24TH PL	8	SE	83054DC	4000	Philips	110	250HPS to 110LED.
4807 BASS PL	49TH ST	7	SE	75138DC	4000	Philips	135	400HPS to 135LED.
0 MALCOLM X AVE	NEWCOMB ST	8	SE	81843DC	4000	Philips	110	400HPS to 110LED.
1115 44TH PL	H ST	7	SE	75897DC	4000	Philips	135	250HPS to 135LED.
1020 BARNABY TER	WHEELER RD	8	SE	84148DC	4000	Philips	110	250HPS to 110LED.
3513 AMES ST	35TH ST	7	NE	74124DC	5000	LSG	75	74LED to 75LED.
30 BURNS ST	AMES ST	7	NE	74017DC	5000	LSG	75	74LED to 75LED.
117 GALVESTON PL	MARTIN LUTHER KING JR AVE	8	SW	84748DC	5000	LSG	75	74LED to 75LED.
1355 17TH ST	O ST	2	NW	27160	4000	King Luminaire	100	100HPS to 100LED. Fixture replaced.
1638 R ST	17TH ST	2	NW	26488DC	5000	LSG	75	175MV to 75LED.
1233 44TH PL	REED TER	7	SE	75907DC	4000	Philips	135	250HPS to 135LED.
4928 B ST	50TH ST	7	SE	75243DC	4000	Philips	135	250HPS to 135LED.
0 ASTOR PL	51ST ST	7	SE	75225DC	4000	Philips	135	250HPS to 135LED.
5313 E ST	53RD ST	7	SE	75641DC	4000	Philips	110	250HPS to 110LED.
4922 ASTOR PL	49TH ST	7	SE	75239DC	4000	Philips	135	250HPS to 135LED.
5015 H ST	BENNING RD	7	SE	75473DC	4000	Philips	215	400H to 215L. 2/12/2013 250H to 400H.
4012 ALABAMA AVE	41ST ST	7	SE	77596DC	4000	Philips	30	70H to 30L.
477 VALLEY AVE	9TH ST	8	SE	83758DC	4000	Philips	215	400H to 215L.
2440 ELVANS RD	STANTON RD	8	SE	83168DC	2700	General Electric	100	250H to 100L. Test
0 MARTIN LUTHER KING JR AVE	MALCOLM X AVE	8	SE	82011DC	4000	Philips	110	400HPS to 110LED.
3600 ELY PL	ANACOSTIA RD	7	SE	76957DC	4000	Philips	110	400HPS to 110LED.
3841 8TH ST	XENIA ST	8	SE	84366DC	5000	LSG	75	189INC to 75LED.
5188 FULTON ST	DANA PL	3	NW	34649DC	5000	LSG	54	189INC to 54LED.
612 ALABAMA AVE	RANDLE PL	8	SE	85413DC	4000	Philips	110	400HPS to 110LED. Arm.
1632 19TH ST	CORCORAN ST	2	NW	27002	5000	LSG	75	100HPS to 75LED.
3405 U ST	34TH ST	7	SE	74973DC	4000	Philips	110	100h to 110L.
0 ALABAMA AVE	37TH ST	7	SE	79061DC	4000	Philips	110	250HPS to 110LED.
636 ALABAMA AVE	7TH ST	8	SE	85415DC	4000	Philips	110	400HPS to 110LED. Arm.
2452 ALABAMA AVE	IRVING PL	8	SE	83086DC	4000	Philips	35	70HPS to 30LED.
2110 T ST	22ND ST	8	SE	79260DC	4000	Philips	110	250HPS to 110LED.
0 11TH ST	Q ST	2	NW	2U045	4000	King Luminaire	200	400HPS to 200LED. Pole 25286 replaced.
210 55TH ST	BLAINE ST	7	NE	73099DC	5000	LSG	75	74LED to 75LED.
316 59TH ST	CLAY ST	7	NE	72878DC	5000	LSG	75	150HPS to 75LED.
1449 SOUTHERN AVE	13TH ST	8	SE	83482	4000	Philips	215	400HPS to 215LED.
810 RIDGE RD	G ST	7	SE	76858DC	4000	Philips	110	250HPS to 110LED.
0 SUMNER RD	FIRTH STERLING AVE	8	SE	81541DC	4000	Philips	110	250HPS to 110LED.
1522 R ST	16TH ST	2	NW	26956	5000	LSG	75	70HPS to 75LED.
0 33RD ST	T ST	7	SE	76318DC	4000	Philips	110	250HPS to 110LED.
4224 6TH ST	CHESAPEAKE ST	8	SE	84059DC	4000	Philips	215	250HPS to 215LED.
810 RIDGE RD	BURNS ST	7	SE	76859DC	4000	Philips	110	250HPS to 110LED.
602 GALVESTON PL	6TH ST	8	SE	84230DC	4000	Philips	110	250H to 110L.
0 35TH ST	POPE ST	7	SE	77729DC	4000	Philips	70	100HPS to 72LED.
0 NASH PL	HIGHWOOD DR	7	SE	77710DC	4000	Philips	70	100HPS to 72LED.
3413 HIGHWOOD DR	CARPENTER ST	7	SE	77767DC	4000	Philips	70	100HPS to 70LED.
118 FORRESTER ST	MARTIN LUTHER KING JR AVE	8	SW	84673DC	4000	Philips	110	250H to 110L.
4334 BARKER ST	SOUTHERN AVE	7	SE	77285DC	5000	LSG	75	74LED to 75LED.
1511 38TH ST	POPE ST	7	SE	77777DC	4000	Philips	110	100HPS to 110LED.
0 LIVINGSTON RD	3RD ST	8	SE	83804DC	4000	Philips	215	400H to 215L.
1379 BARNABY TER	WHEELER RD	8	SE	84138DC	4000	Philips	110	250HPS to 110LED.
3108 24TH ST	IRVING PL	8	SE	83083DC	4000	Philips	35	70HPS to 30LED.
2334 LENFANT SQ	PENNSYLVANIA AVE	7	SE	81080DC	4000	Philips	60	150H to 60L.
740 RIDGE RD	G ST	7	SE	76852DC	4000	Philips	110	250HPS to 110LED.
3143 LYNDALE PL	BRANCH AVE	7	SE	78353DC	4000	Philips	30	150H to 30L. 12/23/2015 Correct asset type.
1236 46TH ST	REED TER	7	SE	75659DC	4000	Philips	135	250HPS to 135LED.
1651 38TH ST	S ST	7	SE	77832DC	4000	Philips	110	100HPS to 110LED.
4405 H ST	45TH PL	7	SE	75892DC	5000	LSG	75	74LED to 75LED.
0 8TH ST	ALABAMA AVE	8	SE	85524DC	4000	Philips	110	400HPS to 110LED. Arm.
218 MALCOLM X AVE	2ND ST	8	SE	81832DC	4000	Philips	110	400HPS to 110LED.
2458 HOWARD RD	MARTIN LUTHER KING JR AVE	8	SE	81285DC	4000	Philips	215	400HPS to 215LED.
1100 BARNABY TER	WHEELER RD	8	SE	84144DC	4000	Philips	110	250HPS to 110LED.
1256 BARNABY TER	WHEELER RD	8	SE	84141DC	4000	Philips	110	250HPS to 110LED.
4236 6TH ST	DARRINGTON ST	8	SE	84056DC	4000	Philips	215	250HPS to 215LED.
1722 18TH ST	S ST	8	SE	80446DC	4000	Philips	60	150H to 60L.
1217 TALBERT ST	MARTIN LUTHER KING JR AVE	8	SE	82145DC	4000	Philips	60	150H to 60L.
2000 37TH ST	36TH PL	7	SE	79416DC	4000	Philips	110	250HPS to 110LED.
2251 FAIRLAWN AVE	PENNSYLVANIA AVE	7	SE	81074DC	4000	Philips	60	150H to 60L.
626 MILWAUKEE PL	MARTIN LUTHER KING JR AVE	8	SE	81862DC	4000	Philips	110	295INC to 110LED.
840 CHESAPEAKE ST	SOUTHERN AVE	8	SE	84457DC	5000	LSG	75	175MV to 75LED.
1310 SOUTHERN AVE	13TH ST	8	SE	83653DC	4000	Philips	215	400HPS to 215LED.
0 HILLSIDE RD	46TH ST	7	SE	75664DC	4000	Philips	135	250HPS to 135LED.
5119 ASTOR PL	51ST ST	7	SE	75223DC	4000	Philips	135	250HPS to 135LED.
4624 LIVINGSTON RD	SOUTH CAPITOL ST	8	SE	83807DC	4000	Philips	215	400H to 215L.
5108 E ST	51ST ST	7	SE	75354DC	4000	Philips	110	250HPS to 110LED.
809 YUMA ST	8TH ST	8	SE	84352DC	5000	LSG	75	150HPS to 75LED.
747 YUMA ST	8TH ST	8	SE	84439DC	5000	LSG	75	400MH to 75LED.
3209 POPE ST	BRANCH AVE	7	SE	77838DC	4000	Philips	70	100HPS to 72LED.
1108 BRANCH AVE	RANDLE CIR	7	SE	77563DC	4000	Philips	110	400HPS to 110LED.
3204 O ST	BRANCH AVE	7	SE	77689DC	4000	Philips	70	100HPS to 70LED.
3263 O ST	CARPENTER ST	7	SE	77681DC	4000	Philips	70	100HPS to 70LED.
3943 R ST	40TH ST	7	SE	77938DC	4000	Philips	70	70HPS to 72LED.
1112 46TH ST	H ST	7	SE	75670DC	4000	Philips	135	250HPS to 135LED.
1147 44TH PL	HILLSIDE RD	7	SE	75922DC	5000	LSG	75	74LED to 75LED.
618 CHAPLIN ST	F ST	7	SE	76165DC	5000	LSG	75	74LED to 75LED.
811 CHESAPEAKE ST	SOUTHERN AVE	8	SE	84450DC	5000	LSG	75	150HPS to 75LED.
115 56TH ST	AYERS PL	7	SE	73409DC	5000	LSG	75	74LED to 75LED.
10 DANBURY ST	HALLEY TER	8	SE	84731DC	5000	LSG	75	74LED to 75LED.

1721	FORT DAVIS ST	S ST	7	SE	77885DC	5000	LSG	50	70HPS to 50LED.
0	ALABAMA AVE	8TH ST	8	SE	85394DC	4000	Philips	110	400HPS to 110LED. Arm.
3136	M PL	MINNESOTA AVE	7	SE	78361DC	4000	Philips	110	250H to 110L.
3421	HIGHWOOD DR	HIGHWOOD PL	7	SE	77766DC	4000	Philips	70	100HPS to 70LED.
3827	POPE ST	NASH ST	7	SE	77781DC	4000	Philips	70	100HPS to 70LED.
3704	ELY PL	37TH PL	7	SE	76949DC	4000	Philips	110	250HPS to 110LED.
0	34TH ST	NASH PL	7	SE	77715DC	4000	Philips	70	250HPS to 72LED.
1705	FORT DAVIS ST	R ST	7	SE	77887DC	5000	LSG	50	70HPS to 50LED.
4004	ALABAMA AVE	41ST ST	7	SE	77597DC	4000	Philips	30	70H to 30L.
0	ALABAMA AVE	FREDERICK DOUGLASS PL	8	SE	82809DC	4000	Philips	215	400H to 215L.
0	46TH ST	G ST	7	SE	75678DC	4000	Philips	135	250HPS to 135LED.
0	ALABAMA AVE	38TH ST	7	SE	79055DC	4000	Philips	110	250HPS to 110LED.
3152	M PL	BRANCH AVE	7	SE	78363DC	4000	Philips	110	250H to 110L.
3364	6TH ST	TRENTON ST	8	SE	85600DC	4000	Philips	110	400HPS to 110LED.
4111	1ST ST	CHESAPEAKE ST	8	SE	84796DC	5000	LSG	75	74LED to 75LED.
3319	NASH PL	POPE ST	7	SE	77713DC	4000	Philips	70	100HPS to 72LED.
1401	34TH ST	NASH PL	7	SE	77716DC	4000	Philips	70	100HPS to 72LED.
0	WHEELER RD	UPSAL ST	8	SE	85545DC	4000	Philips	215	400HPS to 215LED.
4514	LIVINGSTON RD	3RD ST	8	SE	83801DC	4000	Philips	215	250H to 215L.
3014	K ST	31ST ST	7	SE	76681DC	5000	LSG	75	74LED to 75LED.
4233	ALABAMA AVE	STANLEY ST	7	SE	77298DC	5000	LSG	75	74LED to 75LED.
2221	PAYNE TER	MAPLE VIEW PL	8	SE	80628DC	4000	Philips	215	250H to 215L.
4620	HILLSIDE RD	46TH ST	7	SE	75793DC	4000	Philips	30	70H to 30L.
810	RIDGE RD	G ST	7	SE	76857DC	4000	Philips	110	250HPS to 110LED.
3529	HIGHWOOD DR	CARPENTER ST	7	SE	77757DC	4000	Philips	70	100HPS to 70LED.
830	RIDGE RD	BURNS ST	7	SE	76863DC	4000	Philips	110	250HPS to 110LED.
1505	35TH ST	CARPENTER ST	7	SE	77728DC	4000	Philips	70	100HPS to 72LED.
1711	33RD PL	CARPENTER ST	7	SE	77691DC	4000	Philips	70	250HPS to 72LED.
3842	CARPENTER ST	NASH ST	7	SE	77787DC	4000	Philips	70	100HPS to 70LED.
2505	N ST	MINNESOTA AVE	7	SE	76773DC	5000	LSG	75	74LED to 75LED.
600	46TH ST	F ST	7	SE	75682DC	4000	Philips	135	250HPS to 135LED.
0	BASS PL	BASS CIR	7	SE	75141DC	4000	Philips	135	250HPS to 135LED.
2123	SUITLAND TER	SOUTHERN AVE	7	SE	75002DC	4000	Philips	110	250HPS to 110LED.
24	DANBURY ST	1ST ST	8	SE	84728DC	5000	LSG	75	74LED to 75LED.
4419	DAVENPORT ST	44TH ST	3	NW	3F083DC	5000	LSG	54	189INC to 54LED.
60	ADAMS ST	1ST ST	5	NW	53171	5000	LSG	75	74LED to 75LED.
1729	HIGHWOOD PL	HIGHWOOD DR	7	SE	77763DC	4000	Philips	70	100HPS to 72LED.
3120	Q ST	BRANCH AVE	7	SE	78516DC	4000	Philips	110	250HPS to 110LED.
611	FARRAGUT ST	5TH ST	4	NW	4R577DC	4000	Philips	35	100HPS to 35LED.
1349	LOCUST RD	14TH ST	4	NW	4C229DC	4000	Philips	110	295INC to 110LED.
1520	ROXANNA RD	NORTHGATE RD	4	NW	4C842DC	5000	LSG	75	100HPS to 75LED.
332	55TH ST	DIX ST	7	NE	73071DC	5000	LSG	75	74LED to 75LED.
4257	6TH ST	DARRINGTON ST	8	SE	84430DC	5000	LSG	75	189INC to 75LED.
4208	6TH ST	CHESAPEAKE ST	8	SE	84060DC	4000	Philips	215	250HPS to 215LED.
40	CHESAPEAKE ST	1ST ST	8	SE	84795DC	5000	LSG	75	74LED to 75LED.
6002	7TH ST	PEABODY ST	4	NW	4N393DC	5000	LSG	50	295INC to 50LED.
	LOCUST RD	FERNWAY RD	4	NW	4C232DC	4000	Philips	110	295INC to 110LED.
914	SHERIDAN ST	9TH ST	4	NW	4N003DC	4000	Philips	70	250HPS to 70LED.
6312	8TH ST	SOMERSET PL	4	NW	4H303DC	5000	LSG	50	295INC to 50LED.
86	N ST	1ST ST	6	SW	67289	4000	King Luminaire	150	Correct asset type.
2426	ELVANS RD	STANTON RD	8	SE	83163DC	2700	Leotek	100	250H to 100L. Test
3117	BUENA VISTA TER	30TH ST	8	SE	82996DC	5000	LSG	75	74LED to 75LED.
1438	IRIS ST	16TH ST	4	NW	4C892DC	5000	LSG	75	70HPS to 75LED.
1305	GALLATIN ST	13TH ST	4	NW	4E329DC	5000	LSG	50	70HPS to 50LED.
914	FARRAGUT ST	9TH ST	4	NW	4R068	4000	King Luminaire	100	250HPS to 100LED.
204	MICHIGAN AVE	IRVING ST	5	NE	53277DC	4000	Philips	215	400HPS to 215LED.
4912	44TH ST	ELLCOTT ST	3	NW	3A132DC	5000	LSG	54	189INC to 54LED.
4327	HARRISON ST	WISCONSIN AVE	3	NW	30862DC	4000	Philips	70	295INC to 72LED.
4446	ELLCOTT ST	45TH ST	3	NW	3F079DC	5000	LSG	50	189INC to 50LED.
3904	13TH ST	RANDOLPH ST	4	NW	4J650DC	4000	Philips	30	70H to 30L.
328	BRYANT ST	4TH ST	5	NE	56061	5000	LSG	75	100HPS to 75LED.
616	MELLON ST	MARTIN LUTHER KING JR AVE	8	SE	81775DC	5000	LSG	75	74LED to 75LED.
417	OGLETHORPE ST	4TH ST	4	NW	4N415DC	4000	Philips	110	100HPS to 110LED.
217	PEABODY ST	2ND ST	4	NW	4N537DC	4000	Philips	35	70HPS to 35LED.
3448	23RD ST	SAVANNAH ST	8	SE	82548DC	5000	LSG	75	189INC to 75LED.
409	BUCHANAN ST	4TH ST	4	NW	4K367	4000	Philips	35	189INC to 35LED.
2913	KNOX PL	ALABAMA AVE	8	SE	83057DC	4000	Philips	110	250HPS to 110LED.
125	MICHIGAN AVE	FRANKLIN ST	5	NE	53666DC	4000	Philips	215	400HPS to 215LED.
710	PEABODY ST	7TH PL	4	NW	4N081DC	5000	LSG	50	295INC to 50LED.
119	PEABODY ST	2ND ST	4	NW	4N057DC	5000	LSG	75	295INC to 75LED.
86	FORRESTER ST	MARTIN LUTHER KING JR AVE	8	SW	84675DC	4000	Philips	110	250H to 110L.
0	8TH ST	SOMERSET PL	4	NW	4H315DC	4000	Philips	70	50LED to 72LED. 11/13/2015 295INC to 50LED.
5308	5TH ST	5TH ST	4	NW	4M802	4000	Philips	35	70HPS to 35LED.
3710	13TH ST	KANSAS AVE	4	NW	4J626	4000	Philips	30	70H to 30L.
100	PEABODY ST	NORTH DAKOTA AVE	4	NW	4N055DC	5000	LSG	75	295INC to 75LED.
4418	ELLCOTT ST	45TH ST	3	NW	3F084DC	5000	LSG	54	189INC to 50LED.
0	FRANKLIN ST	LINCOLN RD	5	NE	5A054	4000	Philips	215	250HPS to 215LED. Pole replaced.
0	FRANKLIN ST	LINCOLN RD	5	NE	5A055	4000	Philips	215	250HPS to 215LED. Pole replaced.
531	VALLEY AVE	9TH ST	8	SE	83753DC	4000	Philips	215	400H to 215L.
7610	GEORGIA AVE	SHEPHERD RD	4	NW	4D636DC	5000	LSG	75	100HPS to 75LED.
0	INGRAHAM ST	5TH ST	4	NW	4M341	4000	King Luminaire	100	250HPS to 100LED.
626	GALVESTON PL	BARNABY RD	8	SE	84227DC	4000	Philips	110	400H to 110L. 10/5/2016 Correct W.
1951	T PL	22ND ST	8	SE	79274DC	4000	Philips	110	250HPS to 110LED.
0	ALABAMA AVE	WHEELER RD	8	SE	85422DC	4000	Philips	110	400HPS to 110LED. Arm.
750	BRANDYWINE ST	CHESAPEAKE ST	8	SE	84314DC	5000	LSG	75	150HPS to 75LED.
3460	23RD ST	SOUTHERN AVE	8	SE	82547DC	5000	LSG	75	189INC to 75LED.
440	PEABODY ST	5TH ST	4	NW	4N073DC	5000	LSG	50	295INC to 50LED.
	8TH ST	T ST	1	NW	13568	4000	Philips	215	250HPS to 215LED.
3267	O ST	CARPENTER ST	7	SE	77680DC	4000	Philips	70	100HPS to 70LED.
3321	HIGHWOOD DR	NASH PL	7	SE	77703DC	4000	Philips	70	100HPS to 70LED.
21	AMES ST	35TH ST	7	NE	74122DC	5000	LSG	75	74LED to 75LED.
814	XENIA ST	8TH ST	8	SE	84364DC	5000	LSG	75	74LED to 75LED.
4502	LIVINGSTON RD	3RD ST	8	SE	83799DC	4000	Philips	215	400H to 215L.
3211	WHEELER RD	ALABAMA AVE	8	SE	85521DC	5000	LSG	75	74LED to 75LED.
0	ALABAMA AVE	RANDLE PL	8	SE	85412DC	4000	Philips	110	400HPS to 110LED. Arm.
208	35TH ST	BLAINE ST	7	NE	74108DC	5000	LSG	75	74LED to 75LED.
246	35TH ST	CLAY PL	7	NE	74105DC	5000	LSG	75	74LED to 75LED.
2035	36TH ST	U ST	7	SE	74949DC	4000	Philips	110	250H to 110L.
307	4TH ST	I ST	6	NE	61531	5000	LSG	75	100HPS to 75LED.

2015 37TH ST	ALABAMA AVE	7	SE	79414DC	4000	Philips	110	400HPS to 110LED.
1223 SAVANNAH PL	12TH PL	8	SE	85462DC	4000	Philips	110	250H to 110L.
3342 BROTHERS PL	WACLARK PL	8	SE	85320DC	5000	LSG	75	74LED to 75LED.
4300 13TH ST	UPSHUR ST	4	NW	4U144	4000	Philips	110	400HPS to 110LED. Pole 4K430 replaced.
3105 BUENA VISTA TER	30TH ST	8	SE	82994DC	5000	LSG	75	74LED to 75LED.
497 VALLEY AVE	9TH ST	8	SE	83756DC	4000	Philips	215	400H to 215L.
4113 BECK ST	ALABAMA AVE	7	SE	77282DC	5000	LSG	75	74LED to 75LED.
636 HAMILTON ST	7TH ST	4	NW	4M774DC	4000	Philips	35	100HPS to 35LED.
2617 DOUGLASS RD	STANTON RD	8	SE	81458DC	4000	Philips	215	250HPS to 215LED.
160 DANBURY ST	MARTIN LUTHER KING JR AVE	8	SW	84843DC	5000	LSG	75	74LED to 75LED.
148 DANBURY ST	MARTIN LUTHER KING JR AVE	8	SW	84842DC	5000	LSG	75	74LED to 75LED.
3400 BROTHERS PL	HIGHVIEW PL	8	SE	85314DC	5000	LSG	75	74LED to 75LED.
2711 SHERMAN AVE	FAIRMONT ST	1	NW	12434	4000	Philips	30	189INC to 30LED.
421 INGRAHAM ST	4TH ST	4	NW	4M337	4000	Philips	110	250HPS to 110LED.
3211 10TH PL	ALABAMA AVE	8	SE	85490DC	4000	Philips	60	70H to 60L.
1223 SUMNER RD	WADE RD	8	SE	8A348	4000	King Luminaire	100	
0 INGRAHAM ST	4TH ST	4	NW	4M136DC	4000	Philips	110	150HPS to 110LED.
2047 36TH ST	ALABAMA AVE	7	SE	74948DC	4000	Philips	110	250H to 110L.
1234 CONGRESS CT	31ST ST	2	NW	29625DC	4000	Philips	35	100MV to 35LED.
1539 ROXANNA RD	16TH ST	4	NW	4C839DC	5000	LSG	75	100HPS to 75LED.
4907 44TH ST	ELLCOTT ST	3	NW	3A131DC	5000	LSG	54	189INC to 54LED.
4658 47TH ST	TILDEN ST	3	NW	34189DC	5000	LSG	54	189INC to 54LED.
0 WHEELER RD	ALABAMA AVE	8	SE	85520DC	4000	Philips	110	400HPS to 110LED. Arm.
0 SAVANNAH ST	10TH PL	8	SE	85925DC	4000	Philips	110	250H to 110L.
610 HAMILTON ST	5TH ST	4	NW	4M772DC	4000	Philips	35	100HPS to 35LED.
801 18TH ST	H ST	2	NW	28154	4000	Philips	215	400HPS to 215LED.
4404 BUTTERWORTH PL	44TH ST	3	NW	3F307DC	5000	LSG	54	189INC to 54LED.
0 33RD ST	5 ST	7	SE	76308DC	4000	Philips	110	250HPS to 110LED.
1522 R ST	16TH ST	2	NW	26955	5000	LSG	75	70HPS to 75LED.
3332 BROTHERS PL	WACLARK ST	8	SE	85321DC	5000	LSG	75	74LED to 75LED.
602 QUINTANA PL	5TH ST	4	NW	4N359DC	4000	Philips	70	150HPS to 70LED.
0 HAMLIN ST	20TH ST	5	NE	58132DC	4000	Philips	110	250HPS to 110LED.
1200 BARNABY TER	WHEELER RD	8	SE	84142DC	4000	Philips	110	250HPS to 110LED.
0 ALABAMA AVE	36TH PL	7	SE	79065DC	4000	Philips	110	250HPS to 110LED.
519 VALLEY AVE	9TH ST	8	SE	83754DC	4000	Philips	215	400H to 215L.
2600 DOUGLAS PL	DOUGLASS RD	8	SE	81462DC	4000	Philips	215	250HPS to 215LED.
0 GEORGIA AVE	BARRY PL	1	NW	13389	4000	King Luminaire	200	250H to 200L.
3300 6TH ST	TRENTON ST	8	SE	85598DC	4000	Philips	110	400HPS to 110LED.
0 SAVANNAH ST	10TH PL	8	SE	85497DC	4000	Philips	110	250H to 110L.
0 4TH ST	BUTTERNUT ST	4	NW	4H452DC	4000	Philips	215	250HPS to 215LED.
511 ALABAMA AVE	6TH ST	8	SE	85408DC	4000	Philips	110	250HPS to 110LED.
100 SAVANNAH ST	MARTIN LUTHER KING JR AVE	8	SE	85246DC	4000	Philips	110	250HPS to 110LED.
4336 GARRISON ST	44TH ST	3	NW	30916DC	4000	Philips	70	295INC to 72LED.
2662 DOUGLAS PL	SAYLES PL	8	SE	81464DC	4000	Philips	215	250HPS to 215LED.
3214 11TH PL	ALABAMA AVE	8	SE	85486DC	4000	Philips	110	100H to 110L.
422 LAMONT ST	PARK PL	1	NW	12012	5000	LSG	75	100HPS to 75LED.
3633 6TH ST	MISSISSIPPI AVE	8	SE	85595DC	4000	Philips	110	400HPS to 110LED.
0 13TH ST	WHITTIER PL	4	NW	4D059DC	4000	Philips	70	100HPS to 72LED.
1014 W ST	11TH ST	1	NW	12649DC	4000	Philips	35	100HPS to 35LED.
1254 BARNABY TER	WHEELER RD	8	SE	84140DC	4000	Philips	110	250HPS to 110LED.
0 ALABAMA AVE	6TH ST	8	SE	85407DC	4000	Philips	110	250HPS to 110LED.
1628 ARGONNE PL	HARVARD ST	1	NW	14534	5000	LSG	54	189INC to 54LED.
1227 SAVANNAH PL	12TH PL	8	SE	85467DC	4000	Philips	60	70H to 60L. 4/26/2016 Correct asset type.
0 VALLEY AVE	XENIA ST	8	SE	83766DC	4000	Philips	215	400H to 215L.
3412 BROTHERS PL	HIGHVIEW PL	8	SE	85313DC	5000	LSG	75	74LED to 75LED.
1413 RITTENHOUSE ST	14TH ST	4	NW	4D094DC	4000	Philips	70	100HPS to 72LED.
4312 GARRISON ST	WISCONSIN AVE	3	NW	30918DC	4000	Philips	70	295INC to 72LED.
10 DANBURY ST	HALLEY TER	8	SE	84730DC	5000	LSG	75	74LED to 75LED.
1507 Q ST	15TH ST	2	NW	26962	5000	LSG	50	70HPS to 50LED.
2325 CHESTER ST	VALLEY PL	8	SE	80626DC	5000	LSG	75	74LED to 75LED.
0 HARTFORD ST	23RD ST	8	SE	83049DC	4000	Philips	110	150HPS to 110LED.
251 SAVANNAH ST	4TH ST	8	SE	85745DC	4000	Philips	110	250HPS to 110LED.
3327 QUESADA ST	BROAD BRANCH RD	4	NW	4B524DC	5000	LSG	50	75LED to 50LED.
1604 NEWTON ST	16TH ST	1	NW	14517	4000	Philips	35	189INC to 35LED.
2123 TWINING CT	P ST	2	NW	24346	5000	LSG	75	100HPS to 75LED.
3718 UNIVERSITY AVE	QUEBEC ST	3	NW	33703	4000	King Luminaire	100	405INC to 100LED.
3643 6TH ST	MISSISSIPPI AVE	8	SE	85592DC	4000	Philips	110	400HPS to 110LED.
1913 9TH ST	FLORIDA AVE	1	NW	13651DC	4000	Philips	70	100HPS to 70LED.
3215 S ST	33RD ST	7	SE	76309DC	4000	Philips	110	250HPS to 110LED.
0 ALABAMA AVE	8TH ST	8	SE	85421DC	4000	Philips	110	400HPS to 110LED. Arm.
391 MICHIGAN AVE	IRVING ST	5	NE	53658DC	4000	Philips	215	400HPS to 215LED.
400 JEFFERSON ST	5TH ST	4	NW	4M385	4000	King Luminaire	100	250HPS to 100LED.
1217 22ND ST	M ST	2	NW	23910	4000	King Luminaire	100	400HPS to 100LED. Pole, fix replace, relocate.
1639 40TH ST	FORT DAVIS PL	7	SE	77981DC	5000	LSG	75	74LED to 75LED.
617 CONDON TER	8TH ST	8	SE	84368DC	5000	LSG	75	150HPS to 75LED.
5176 FULTON ST	DANA PL	3	NW	34651DC	5000	LSG	54	189INC to 54LED.
1233 SAVANNAH PL	13TH ST	8	SE	85466DC	4000	Philips	60	150H to 60L.
3515 TEXAS AVE	S ST	7	SE	77811DC	4000	Philips	70	100HPS to 72LED.
718 FAIRMONT ST	GEORGIA AVE	1	NW	12407	4000	Philips	30	189INC to 30LED.
621 GALVESTON PL	BARNABY RD	8	SE	84483DC	5000	LSG	75	189INC to 75LED.
429 VALLEY AVE	4TH ST	8	SE	83762DC	4000	Philips	215	400H to 215L.
1005 4TH ST	K ST	6	NE	61644	5000	LSG	75	189INC to 75LED.
3215 6TH ST	ALABAMA AVE	8	SE	85609DC	4000	Philips	110	400HPS to 110LED.
4819 BASS PL	49TH ST	7	SE	75137DC	4000	Philips	135	400HPS to 135LED.
827 51ST ST	H ST	7	SE	75488DC	5000	LSG	75	74LED to 75LED.
919 EUCLID ST	SHERMAN AVE	1	NW	12399	4000	Philips	30	189INC to 30LED.
731 PEABODY ST	ONEIDA PL	4	NW	4N083DC	5000	LSG	50	295INC to 50LED.
3214 10TH PL	SAVANNAH ST	8	SE	85483DC	4000	Philips	60	70H to 60L. 4/26/2016 Correct asset type.
4230 6TH ST	CHESAPEAKE ST	8	SE	84423DC	5000	LSG	75	150HPS to 75LED.
1235 SAVANNAH ST	13TH ST	8	SE	85940DC	5000	LSG	75	70HPS to 75LED.
3312 BROTHERS PL	WACLARK PL	8	SE	85323DC	5000	LSG	75	74LED to 75LED.
4245 6TH ST	DARRINGTON ST	8	SE	84055DC	4000	Philips	215	250HPS to 215LED.
611 FORRESTER ST	6TH ST	8	SE	84479DC	4000	Philips	60	150H to 60L.
1122 SOUTHERN AVE	12TH ST	8	SE	84401DC	5000	LSG	75	150HPS to 75LED.
1624 19TH ST	Q ST	2	NW	27004DC	5000	LSG	75	70HPS to 75LED.
4297 6TH ST	ELMIRA ST	8	SE	84048DC	4000	Philips	215	400HPS to 215LED.
1211 CLIFTON ST	12TH ST	1	NW	12347	4000	Philips	30	189I to 30L.
0 MALCOLM X AVE	INTERSTATE 295	8	SE	81825DC	4000	Philips	110	400HPS to 110LED.
765 FAIRMONT ST	SHERMAN AVE	1	NW	12431	4000	Philips	30	70HPS to 30LED.

5600 OREGON AVE	MILITARY RD	4	NW	48065DC	4000	Philips	110	250HPS to 110LED.
3401 13TH PL	CONGRESS ST	8	SE	82720DC	4000	Philips	110	250HPS to 110LED.
1020 CRITTENDEN ST	12TH ST	5	NE	51060DC	5000	LSG	75	70HPS to 75LED.
187 35TH ST	BLAINE ST	7	NE	74077DC	5000	LSG	75	74LED to 75LED.
20 BURNS ST	EAST CAPITOL ST	7	NE	74014DC	5000	LSG	75	74LED to 75LED.
0 CONNECTICUT AVE	N ST	2	NW	2U507	4000	King Luminaire	150	400HPS to 150LED. Pole 24530 replaced.
1230 CONGRESS ST	13TH ST	8	SE	85762DC	5000	LSG	75	
1914 13TH ST	WALLACH PL	1	NW	13669	5000	LSG	50	70H to 50LED.
2256 MOUNT VIEW PL	MAPLE VIEW PL	8	SE	80634DC	5000	LSG	75	150HPS to 75LED.
0 2ND ST	SAVANNAH ST	8	SE	85242DC	4000	Philips	110	250HPS to 110LED.
242 SAVANNAH ST	4TH ST	8	SE	85744DC	4000	Philips	110	250HPS to 110LED.
1007 ALABAMA AVE	10TH PL	8	SE	85484DC	4000	Philips	60	70H to 60L. 4/26/2016 Correct asset type.
208 K ST	3RD ST	6	SE	67662	4000	King Luminaire	100	250H to 100L.
6032 NORTH DAKOTA AVE	QUACKENBOS ST	4	NW	4N575DC	4000	Philips	110	100H to 110L. 4/2/2015 Correct LWF.
1813 FRANKLIN ST	18TH ST	5	NE	58123DC	4000	Philips	110	100HPS to 110LED.
3200 9TH PL	SAVANNAH ST	8	SE	85928DC	4000	Philips	110	100H to 110L.
3201 POPE ST	BRANCH AVE	7	SE	77837DC	4000	Philips	70	100HPS to 72LED.
1373 BARNABY TER	WHEELER RD	8	SE	84139DC	4000	Philips	110	250HPS to 110LED.
4632 LIVINGSTON RD	SOUTH CAPITOL ST	8	SE	83808DC	4000	Philips	215	400H to 215L.
829 XENIA ST	8TH ST	8	SE	84356DC	5000	LSG	75	74LED to 75LED.
0 ALABAMA AVE	36TH PL	7	SE	79047	4000	Philips	110	250HPS to 110LED.
200 MICHIGAN AVE	IRVING ST	5	NE	53660DC	4000	Philips	215	400HPS to 215LED.
3508 CARPENTER ST	35TH ST	7	SE	77734DC	4000	Philips	70	100HPS to 70LED.
487 MICHIGAN AVE	MONROE ST	5	NE	53265	4000	Philips	215	400HPS to 215LED.
1432 U ST	15TH ST	2	NW	26836	5000	LSG	50	100HPS to 50LED.
415 61ST ST	DIX ST	7	NE	73039DC	5000	LSG	75	74LED to 75LED.
1201 SAVANNAH ST	12TH ST	8	SE	85934DC	5000	LSG	75	
624 FORRESTER ST	BARNABY RD	8	SE	84226DC	4000	Philips	110	250H to 110L.
6 UNIVERSITY AVE	RODMAN ST	3	NW	33714DC	4000	Philips	70	100HPS to 72LED. 8/18/2016 Correct W.
5027 EAST CAPITOL ST	CENTRAL AVE	7	SE	73453DC	5000	LSG	75	74LED to 75LED.
3511 WHEELER RD	MISSISSIPPI AVE	8	SE	85544DC	4000	Philips	215	400HPS to 215LED.
0 BRANCH AVE	N ST	7	SE	77570DC	4000	Philips	110	250HPS to 110LED.
2300 LAWRENCE AVE	BRYANT ST	5	NE	58273DC	4000	Philips	110	150HPS to 110LED.
2206 LAWRENCE AVE	EDWIN ST	5	NE	58279DC	4000	Philips	110	250HPS to 110LED.
409 XENIA ST	4TH ST	8	SE	84384DC	5000	LSG	75	189INC to 75LED.
4714 CLAY ST	49TH ST	7	NE	72103DC	5000	LSG	75	74LED to 75LED.
5010 H ST	51ST ST	7	SE	75476DC	5000	LSG	75	74LED to 75LED.
1406 DELAFIELD PL	15TH ST	4	NW	4F663DC	4000	Philips	110	295INC to 110LED.
1730 17TH ST	WEST VIRGINIA AVE	5	NE	59002DC	4000	Philips	110	250HPS to 110LED.
630 ALABAMA AVE	RANDLE PL	8	SE	85414DC	4000	Philips	110	400HPS to 110LED. Arm.
130 FORRESTER ST	MARTIN LUTHER KING JR AVE	8	SW	84672DC	4000	Philips	110	250H to 110L.
1144 46TH ST	HILLSIDE RD	7	SE	75795DC	4000	Philips	30	70H to 30L.
1729 38TH ST	S ST	7	SE	77825DC	4000	Philips	110	100HPS to 110LED.
1510 VARNUM ST	15TH ST	4	NW	4F160	4000	Philips	110	295INC to 110LED.
0 CALVERT ST	39TH PL	3	NW	36535DC	4000	Philips	110	100HPS to 110LED.
4010 CALVERT ST	40TH ST	3	NW	36538DC	4000	Philips	110	100HPS to 110LED.
3021 W ST	30TH ST	7	SE	78980DC	5000	LSG	75	74LED to 75LED.
73 W ST	1ST ST	5	NW	53173	5000	LSG	75	74LED to 75LED.
142 FORRESTER ST	MARTIN LUTHER KING JR AVE	8	SW	84671DC	4000	Philips	110	250H to 110L.
501 I ST	5TH ST	6	NE	61732	5000	LSG	75	100MV to 75LED.
3650 ELY PL	37TH ST	7	SE	76954DC	4000	Philips	110	250HPS to 110LED.
1350 CONNECTICUT AVE	DUPONT CIR	2	NW	27403	4000	King Luminaire	120	100HPS to 120LED.
0 POPE ST	HIGHWOOD DR	7	SE	77750DC	4000	Philips	70	100HPS to 70LED.
123 56TH ST	CENTRAL AVE	7	SE	73410DC	5000	LSG	75	74LED to 75LED.
1727 HOBART ST	18TH ST	1	NW	10588	5000	LSG	54	70HPS to 54LED.
0 PENNSYLVANIA AVE	NORTH CAROLINA AVE	6	SE	65429	4000	Philips	215	400HPS to 215LED.
4300 GARRISON ST	WISCONSIN AVE	3	NW	30921DC	4000	Philips	70	295INC to 72LED.
107 FORRESTER ST	MARTIN LUTHER KING JR AVE	8	SW	84694DC	4000	Philips	60	150H to 60L.
2502 5TH ST	HOWARD PL	1	NW	13529	4000	King Luminaire	120	250H to 120L.
5213 EAST CAPITOL ST	53RD ST	7	SE	73124DC	5000	LSG	75	74LED to 75LED.
1437 PRIMROSE RD	14TH ST	4	NW	4C880DC	5000	LSG	75	189INC to 75LED.
0 MISSOURI AVE	PINEY BRANCH RD	4	NW	4E233DC	4000	Philips	110	400H to 110L.
2911 39TH ST	GARFIELD ST	3	NW	36394DC	4000	LSG	60	295INC to 60LED.
6205 7TH ST	RITTENHOUSE ST	4	NW	4N385DC	5000	LSG	50	295INC to 50LED.
3416 13TH PL	CONGRESS ST	8	SE	82722DC	4000	Philips	110	250HPS to 110LED.
1921 T PL	21ST PL	8	SE	79272DC	4000	Philips	110	250HPS to 110LED.
157 FORRESTER ST	MARTIN LUTHER KING JR AVE	8	SW	84697DC	4000	Philips	60	150H to 60L.
4244 6TH ST	DARRINGTON ST	8	SE	84426DC	5000	LSG	75	150HPS to 75LED.
2109 SUITLAND TER	SOUTHERN AVE	7	SE	75005DC	4000	Philips	110	250HPS to 110LED.
806 TUCKERMAN ST	8TH ST	4	NW	4H273DC	4000	Philips	70	100HPS to 70LED.
3650 ELY PL	37TH ST	7	SE	76953DC	4000	Philips	110	250HPS to 110LED.
928 BURNS ST	RIDGE RD	7	SE	75979DC	4000	Philips	110	100HPS to 110LED.
6631 13TH ST	WHITTIER ST	4	NW	4D063DC	4000	Philips	70	100HPS to 72LED.
6643 13TH ST	WHITTIER PL	4	NW	4D062DC	4000	Philips	70	100HPS to 72LED.
308 7TH ST	C ST	6	NE	63382	4000	Philips	70	100HPS to 70LED.
0 RHODE ISLAND AVE	THAYER ST	5	NE	55132DC	4000	Philips	215	400HPS to 245LED.
1600 31ST ST	PENNSYLVANIA AVE	7	SE	78513DC	4000	Philips	110	250HPS to 110LED.
5617 EADS ST	56TH ST	7	NE	72746DC	5000	LSG	75	74LED to 75LED.
2409 ELVANS RD	STANTON RD	8	SE	83164DC	2700	Leotek	100	250H to 100L. Test
0 BENNING RD	ANACOSTIA AVE	5	NE	74683	4000	Philips	215	400H to 215L.
4018 ALABAMA AVE	41ST ST	7	SE	77593DC	4000	Philips	30	70H to 30L.
3863 ALABAMA AVE	R ST	7	SE	77888DC	5000	LSG	50	70HPS to 50LED.
3297 FORT LINCOLN DR	33RD PL	5	NE	58657	4000	Philips	215	250HPS to 215LED.
3727 MINNESOTA AVE	AMES ST	7	NE	74138DC	5000	LSG	75	74LED to 75LED.
651 ACKER PL	7TH ST	6	NE	61826	5000	LSG	75	100HPS to 75LED.
20 L ST	SOUTH CAPITOL ST	6	SW	66980	4000	Philips	35	50LED to 39LED. 10/28/2015 250HPS to 50LED.
518 4TH ST	E ST	6	NE	61492	5000	LSG	75	70HPS to 75LED.
3300 BANNEKER DR	CHERRY RD	5	NE	58393	4000	Philips	215	250HPS to 215LED.
1136 45TH PL	HILLSIDE RD	7	SE	75853DC	5000	LSG	75	74LED to 75LED.
3024 Q ST	31ST ST	7	SE	78509DC	4000	Philips	110	250HPS to 110LED.
921 ASPEN ST	GEORGIA AVE	4	NW	4D950DC	4000	Philips	35	70HPS to 35LED.
615 FRANKLIN ST	6TH ST	5	NE	56248DC	4000	Philips	110	250HPS to 110LED.
2812 GAINESVILLE ST	BUENA VISTA TER	8	SE	82927DC	5000	LSG	75	74LED to 75LED.
601 HAMILTON ST	5TH ST	4	NW	4M799	4000	Philips	35	189INC to 30LED.
0 SOUTHEAST-SOUTHWEST BLVD	13TH ST	6	SE	6U007	4000	King Luminaire	200	Pole 66199 removed.
47 MICHIGAN AVE	FRANKLIN ST	5	NE	53672DC	4000	Philips	215	400HPS to 215LED.
1200 1ST ST	N ST	6	SE	68502	4000	King Luminaire	100	150HPS to 100LED.
4101 1ST ST	BRANDYWINE ST	8	SE	84797DC	5000	LSG	75	74LED to 75LED.
814 XENIA ST	8TH ST	8	SE	84363DC	5000	LSG	75	74LED to 75LED.

809	XENIA ST	8TH ST	8	SE	84354DC	5000	LSG	75	189INC to 75LED.
840	RIDGE RD	BURNS ST	7	SE	76867DC	4000	Philips	110	250HPS to 110LED.
609	DIVISION AVE	FOOTE ST	7	NE	73153DC	5000	LSG	75	175MV to 75LED.
5206	CLAY ST	DIVISION AVE	7	NE	73261DC	5000	LSG	75	74LED to 75LED.
58	N ST	HALF ST	6	SW	67291	4000	King Luminaire	150	Correct asset type.
3810	HAYES ST	KENILWORTH TER	7	NE	72365DC	4000	Philips	215	400HPS to 215LED.
0	5TH ST	K ST	6	SE	67558	4000	King Luminaire	100	400H to 100L.
162	DARRINGTON ST	MARTIN LUTHER KING JR AVE	8	SW	84862DC	5000	LSG	75	74LED to 75LED.
1817	PROVIDENCE ST	CAPITOL AVE	5	NE	52590DC	5000	LSG	50	70HPS to 50LED.
909	10TH ST	I ST	6	NE	62096	5000	LSG	75	70HPS to 75LED.
0	PENNSYLVANIA AVE	INDEPENDENCE AVE	6	SE	65310	4000	Philips	215	400HPS to 215LED.
530	46TH ST	F ST	7	SE	75687DC	4000	Philips	135	250HPS to 135LED.
0	MILITARY RD	16TH ST	4	NW	4E251	4000	Philips	110	400HPS to 110LED. Pole, fixture replace.
3545	TEXAS AVE	CARPENTER ST	7	SE	77808DC	4000	Philips	70	100HPS to 70LED.
1106	BRANCH AVE	RANDLE CIR	7	SE	77562DC	4000	Philips	110	400HPS to 110LED.
1204	48TH ST	MEADE ST	7	NE	71038DC	4000	Philips	30	150H to 30L.
0	BURNS ST	HILLSIDE RD	7	SE	75982DC	4000	Philips	110	100HPS to 110LED.
3334	CROFFUT PL	34TH ST	7	SE	76419DC	4000	Philips	110	250HPS to 110LED.
0	BENNING RD	ANACOSTIA AVE	5	NE	74682	4000	Philips	215	400h to 215L.
1111	45TH PL	H ST	7	SE	75891DC	5000	LSG	75	74LED to 75LED.
5	BRANDYWINE ST	SOUTH CAPITOL ST	8	SE	84801DC	5000	LSG	75	74LED to 75LED.
2511	QUEENS CHAPEL RD	LAFAYETTE AVE	5	NE	58299DC	4000	Philips	215	100HPS to 215LED.
520	10TH ST	MARYLAND AVE	6	NE	62183	5000	LSG	75	175MV to 75LED.
4716	10TH ST	CRITTENDEN ST	5	NE	51050DC	5000	LSG	75	70HPS to 75LED.
5109	B ST	51ST ST	7	SE	75257DC	4000	Philips	135	400HPS to 135LED.
3400	ELY PL	MINNESOTA AVE	7	SE	76965DC	4000	Philips	110	250HPS to 110LED.
3800	ELY PL	RIDGE RD	7	SE	76942DC	4000	Philips	110	250HPS to 110LED.
1805	KENYON ST	18TH ST	1	NW	10357	5000	LSG	54	70HPS to 54LED.
822	SOMERSET PL	9TH ST	4	NW	4H310DC	4000	Philips	70	295INC to 72LED.
6740	13TH PL	ASPEN ST	4	NW	4D429DC	4000	Philips	35	70HPS to 35LED.
804	TUCKERMAN ST	9TH ST	4	NW	4H274DC	4000	Philips	70	100HPS to 70LED.
624	INGRAHAM ST	7TH ST	4	NW	4M346	4000	King Luminaire	100	250HPS to 100LED.
646	HAMILTON ST	7TH ST	4	NW	4M776	4000	Philips	35	100HPS to 35LED.
4100	BRANDYWINE ST	CHESAPEAKE ST	8	SE	84800DC	5000	LSG	75	74LED to 75LED.
0	PENNSYLVANIA AVE	9TH ST	6	SE	65334	4000	Philips	215	400HPS to 215LED.
0	GEORGIA AVE	W ST	1	NW	14055	4000	King Luminaire	200	250H to 200L.
1116	E ST	12TH ST	6	NE	63282	5000	LSG	50	175MV to 50LED.
1622	HOBART ST	MOUNT PLEASANT ST	1	NW	10557	5000	LSG	54	189INC to 54LED.
0	FERN PL	BLAIR RD	4	NW	4D891DC	4000	Philips	60	295I to 60L.
1038	BUCHANAN ST	12TH ST	5	NE	51056DC	5000	LSG	75	150HPS to 75LED.
3298	FORT LINCOLN DR	33RD PL	5	NE	58719	4000	Philips	215	250HPS to 215LED.
2433	IRVING ST	ALABAMA AVE	8	SE	83087DC	4000	Philips	35	70HPS to 30LED.
16	DANBURY ST	HALLEY TER	8	SE	84729DC	5000	LSG	75	74LED to 75LED.
8144	EASTERN AVE	BLAIR MILL RD	4	NW	4C797DC	4000	Philips	110	250HPS to 110LED.
5701	BLAINE ST	57TH ST	7	NE	73303DC	5000	LSG	75	74LED to 75LED.
0	MICHIGAN AVE	HAREWOOD RD	5	NE	53268	4000	Philips	215	400HPS to 215LED.
5913	GEORGIA AVE	MISSOURI AVE	4	NW	4E218	4000	Philips	110	400H to 110L.
800	L'ENFANT PROMENADE	9TH ST	6	SW	66616	4000	Philips	200	250HPS to 200LED.
3420	34TH ST	HIGHLAND PL	3	NW	39266DC	4000	Philips	110	150H to 110L.
1313	FARRAGUT ST	13TH ST	4	NW	4R047DC	4000	Philips	35	175MV to 35LED.
3733	NASH ST	TEXAS AVE	7	SE	77795DC	4000	Philips	70	100HPS to 70LED.
501	60TH ST	EADS ST	7	NE	7A168DC	5000	LSG	75	74LED to 75LED.
3200	12TH PL	SAVANNAH ST	8	SE	85948DC	4000	Philips	110	250H to 110L. 4/26/2016 Correct W.
1429	RITTENHOUSE ST	16TH ST	4	NW	4D096DC	4000	Philips	70	100HPS to 72LED.
0	CARPENTER ST	34TH ST	7	SE	77723DC	4000	Philips	70	100HPS to 70LED.
1302	GALLATIN ST	13TH ST	4	NW	4R043DC	4000	Philips	35	175MV to 35LED.
4800	15TH ST	DELAFIELD PL	4	NW	4F638DC	4000	Philips	110	295INC to 110LED.
1429	VARNUM ST	15TH ST	4	NW	4F163	4000	Philips	110	250HPS to 110LED.
195	35TH ST	BLAINE ST	7	NE	74076DC	5000	LSG	75	74LED to 75LED.
607	DARRINGTON ST	6TH ST	8	SE	84472DC	5000	LSG	75	189INC to 75LED.
3235	T ST	33RD ST	7	SE	76317DC	4000	Philips	70	70HPS to 72LED.
311	59TH ST	CLAY ST	7	NE	72885DC	5000	LSG	75	74LED to 75LED.
6601	13TH ST	VAN BUREN ST	4	NW	4D066DC	4000	Philips	70	100HPS to 72LED.
0	9TH ST	TUCKERMAN ST	4	NW	4H270DC	4000	Philips	70	100HPS to 720LED.
2520	3RD ST	CROMWELL TER	5	NE	56039	5000	LSG	75	189INC to 75LED.
5213	B ST	53RD ST	7	SE	75261DC	4000	Philips	135	250HPS to 135LED.
0	7TH ST	FRANKLIN ST	5	NE	56253DC	4000	Philips	110	250HPS to 110LED.
5004	13TH ST	FARRAGUT ST	4	NW	4R045DC	4000	Philips	35	175MV to 35LED.
0	17TH ST	I ST	2	NW	23433	4000	Philips	215	400HPS to 215LED.
2500	5TH ST	GRESHAM PL	1	NW	13519	4000	King Luminaire	120	250HPS to 120LED.
4411	ALBEMARLE ST	44TH ST	3	NW	3F306DC	5000	LSG	54	189INC to 54LED.
1310	SOUTHERN AVE	13TH ST	8	SE	86517DC	4000	Philips	215	400HPS to 215LED.
1910	PARK RD	19TH ST	1	NW	10498	5000	LSG	75	70HPS to 75LED.
629	RHODE ISLAND AVE	7TH ST	6	NW	29325	4000	Philips	35	100HPS to 35LED.
1406	COLUMBIA ST	O ST	2	NW	29261	5000	LSG	54	100HPS to 54LED.
1738	KILBOURNE PL	17TH ST	1	NW	10575	5000	LSG	54	189INC to 54LED.
1720	HOBART ST	IRVING ST	1	NW	10552	5000	LSG	54	70HPS to 54LED.
1300	K ST	14TH ST	2	NW	27283	4000	King Luminaire	200	400HPS to 200LED.
4504	CHESAPEAKE ST	45TH ST	3	NW	3F011DC	5000	LSG	54	189INC to 54LED.
5162	FULTON ST	DANA PL	3	NW	34652DC	5000	LSG	54	189INC to 54LED.
0	WISCONSIN AVE	JENIFER ST	3	NW	3E055	4000	Philips	215	250H to 215L. old ID 30300
0	7TH ST	N ST	6	NW	6A790	4000	King Luminaire	150	400HPS to 150LED. Id 25661 rep.
0	RHODE ISLAND AVE	7TH ST	6	NW	6A829	4000	King Luminaire	150	400HPS to 150LED. 25202
1627	HOBART ST	MOUNT PLEASANT ST	1	NW	10580	5000	LSG	54	150HPS to 54LED.
2122	P ST	TWINING CT	2	NW	24344	5000	LSG	75	100HPS to 75LED.
400	E ST	4TH ST	6	SW	21608	4000	King Luminaire	100	400HPS to 100LED.
0	18TH ST	I ST	2	NW	28121	4000	Philips	215	400HPS to 215LED.
1685	32ND ST	R ST	2	NW	21251DC	5000	LSG	75	70HPS to 75LED.
0	7TH ST	RHODE ISLAND AVE	6	NW	6A827	4000	King Luminaire	150	400HPS to 150LED. 25651
3619	EASTERN AVE	RHODE ISLAND AVE	5	NE	57505DC	4000	Philips	215	250HPS to 215LED.
1911	R ST	19TH ST	2	NW	27009	5000	LSG	75	70HPS to 75LED.
1818	H ST	19TH ST	2	NW	27979	4000	Philips	215	400HPS to 215LED.
1639	R ST	17TH ST	2	NW	26499	5000	LSG	75	175MV to 75LED.
1721	7TH ST	S ST	6	NW	29327	4000	Philips	35	70HPS to 35LED.
4812	45TH ST	ELLCOTT ST	3	NW	3F093DC	5000	LSG	54	189INC to 54LED.
1675	32ND ST	R ST	2	NW	21252	5000	LSG	75	70HPS to 75LED.
1425	11TH ST	P ST	2	NW	25855	5000	LSG	54	100HPS to 54LED.
1415	22ND ST	P ST	2	NW	24347	5000	LSG	75	100HPS to 75LED.
4611	ALTON PL	46TH ST	3	NW	36136DC	5000	LSG	54	70HPS to 54LED.

3666 NEW HAMPSHIRE AVE	GEORGIA AVE	1	NW	12962	4000	Philips	215	400HPS to 215LED.
4603 ILLINOIS AVE	BUCHANAN ST	4	NW	4K623	4000	Philips	215	400HPS to 215LED.
808 SOMERSET PL	8TH ST	4	NW	4H313DC	4000	Philips	70	295INC to 72LED.
813 HILLTOP TER	CHAPLIN ST	7	SE	76110DC	4000	Philips	60	100H to 60L.
443 NEW YORK AVE	5TH ST	6	NW	6A530	4000	King Luminaire	100	400HPS to 100LED. Pole, fix replaced.
1501 DELAFIELD PL	15TH ST	4	NW	4F660	4000	Philips	110	295INC to 110LED.
0 SOUTH DAKOTA AVE	OTIS ST	5	NE	52428DC	4000	Philips	215	250HPS to 215LED.
515 NEW YORK AVE	4TH ST	5	NE	5A428	4000	King Luminaire	100	400H to 100L. PP to T20. 56841
1400 OKIE ST	FENWICK ST	5	NE	52631DC	4000	Philips	215	400HPS to 215LED.
1445 K ST	15TH ST	2	NW	27274	4000	Philips	200	400HPS to 200LED.
1531 Q ST	16TH ST	2	NW	26304	4000	Philips	110	400HPS to 110LED.
2108 8TH ST	V ST	1	NW	1U036	4000	King Luminaire	100	
4602 43RD ST	BRANDYWINE ST	3	NW	3F040DC	5000	LSG	54	70HPS to 54LED.
0 LINCOLN RD	FRANKLIN ST	5	NE	56504	4000	Philips	215	400HPS to 215LED. Pole replaced.
315 FRANKLIN ST	4TH ST	5	NE	56418	4000	Philips	215	250HPS to 215LED.
1301 7TH ST	N ST	6	NW	6A797	4000	King Luminaire	100	400HPS to 100LED. PP to T20. Relocate. 25697
4403 CLERMONT DR	WEBSTER ST	5	NW	53884	4000	Philips	215	250HPS to 215LED.
0 7TH ST	R ST	6	NW	6A830	4000	King Luminaire	150	400HPS to 150LED. 25705
0 MILITARY RD	JOYCE RD	4	NW	4A770	4000	Philips	110	400HPS to 110LED. Pole, fixture replace.
2234 NICHOLSON ST	PROUT ST	7	SE	81075DC	4000	Philips	60	150H to 60L.
0 6TH ST	C ST	2	NW	29645	4000	Philips	110	400HPS to 110LED.
2101 ALABAMA AVE	21ST ST	8	SE	82812DC	4000	Philips	215	400H to 215L.
1861 ALABAMA AVE	18TH PL	8	SE	82802DC	4000	Philips	215	400H to 215L.
1312 HOLLY ST	ALASKA AVE	4	NW	4C914DC	5000	LSG	75	70HPS to 75LED.
2011 I ST	20TH ST	2	NW	28114	4000	Philips	200	400HPS to 200LED.
0 13TH ST	UPSHUR ST	4	NW	4U151	4000	Philips	110	400HPS to 110LED. Pole 4J609 reused.
634 GALLATIN ST	7TH ST	4	NW	4R579DC	4000	Philips	35	100HPS to 35LED.
5600 OREGON AVE	MILITARY RD	4	NW	4B064DC	4000	Philips	110	250HPS to 110LED.
4221 CONNECTICUT AVE	VAN NESS ST	3	NW	3E024	4000	King Luminaire	100	400HPS to 100WLED. Pole 38585 replaced, relocated.
1423 ROXANNA RD	14TH ST	4	NW	4C869DC	5000	LSG	75	189INC to 75LED.
4914 44TH ST	ELLCOTT ST	3	NW	3A134DC	5000	LSG	54	70HPS to 54LED.
1436 PRIMROSE RD	16TH ST	4	NW	4C852DC	5000	LSG	75	189INC to 75LED.
4627 ALTON PL	47TH ST	3	NW	36135DC	5000	LSG	54	70HPS to 54LED.
1605 NEW HAMPSHIRE AVE	CORCORAN ST	2	NW	26474	5000	LSG	75	189INC to 75LED.
0 19TH ST	PENNSYLVANIA AVE	2	NW	28163	4000	Philips	215	400HPS to 215LED.
5523 SHERIER PL	CATHEDRAL AVE	3	NW	39109DC	5000	LSG	50	70HPS to 54LED.
0 7TH ST	Q ST	6	NW	6A818	4000	King Luminaire	150	400HPS to 150LED. 25703
2000 PENNSYLVANIA AVE	21ST ST	2	NW	28046	4000	Philips	200	400HPS to 200LED.
1750 H ST	18TH ST	2	NW	28067	4000	Philips	215	400HPS to 215LED.
922 24TH ST	NEW HAMPSHIRE AVE	2	NW	28386	4000	King Luminaire	100	100LED. 1/21/2015 150HPS to 250HPS.
6100 9TH ST	RITTENHOUSE ST	4	NW	4N132DC	4000	Philips	110	295INC to 110LED.
1801 H ST	18TH ST	2	NW	28066	4000	Philips	215	400HPS to 215LED.
1554 HEMLOCK ST	16TH ST	4	NW	4C888DC	5000	LSG	75	70HPS to 75LED.
4606 43RD ST	BRANDYWINE ST	3	NW	3F041DC	5000	LSG	54	70HPS to 54LED.
1800 G ST	19TH ST	2	NW	27967	4000	Philips	215	400HPS to 215LED.
0 23RD ST	M ST	2	NW	23922	4000	King Luminaire	200	400H to 200L.
0 39TH ST	TUNLAW RD	3	NW	36576DC	4000	Philips	110	100HPS to 110LED.
1836 SWANN ST	S ST	2	NW	26817	5000	LSG	75	100HPS to 75LED.
17TH ST	H ST	2	NW	23440	4000	Philips	215	400HPS to 215LED.
0 19TH ST	JEFFERSON PL	2	NW	23805	4000	King Luminaire	100	400HPS to 100LED. Pole, frx replaced.
5515 SHERIER PL	CATHEDRAL AVE	3	NW	39110DC	5000	LSG	50	70HPS to 54LED.
4726 RODMAN ST	48TH ST	3	NW	34224DC	5000	LSG	54	189INC to 54LED.
2154 NEWPORT PL	22ND ST	2	NW	24491	5000	LSG	75	189INC to 75LED.
4921 44TH ST	FESSENDEN ST	3	NW	3A108DC	5000	LSG	54	70HPS to 54LED.
0 CONNECTICUT AVE	N ST	2	NW	2U506	4000	King Luminaire	150	400HPS to 150LED. Pole 27183 replaced.
1120 CONNECTICUT AVE	DE SALES ST	2	NW	2U557	4000	King Luminaire	150	400HPS to 150LED.
1751 PENNSYLVANIA AVE	18TH ST	2	NW	28027	4000	Philips	215	400HPS to 215LED.
0 H ST	19TH ST	2	NW	27981	4000	Philips	215	250HPS to 215LED.
800 HEMLOCK ST	8TH ST	4	NW	4D854DC	4000	Philips	70	295INC to 70LED.
1812 SWANN ST	18TH ST	2	NW	26814	5000	LSG	75	100MV to 75LED.
1717 PENNSYLVANIA AVE	18TH ST	2	NW	28026	4000	Philips	215	400HPS to 215LED.
922 SHERIDAN ST	GEORGIA AVE	4	NW	4N002DC	4000	Philips	70	250HPS to 70LED.
4817 45TH ST	DAVENPORT ST	3	NW	3F078DC	5000	LSG	50	70HPS to 50LED.
4319 ALTON PL	44TH ST	3	NW	36159DC	5000	LSG	54	189INC to 54LED.
4813 46TH ST	ELLCOTT ST	3	NW	3F004DC	5000	LSG	54	189INC to 54LED.
4508 BURLINGTON PL	45TH ST	3	NW	3F015DC	5000	LSG	54	189INC to 54LED.
1815 CORCORAN ST	18TH ST	2	NW	26924	5000	LSG	75	189INC to 75LED.
1376 LOCUST RD	14TH ST	4	NW	4C226DC	4000	Philips	110	295INC to 110LED.
1733 IRVING ST	18TH ST	1	NW	14529DC	5000	LSG	54	189INC to 54LED.
1243 1ST ST	N ST	6	SE	68495	5000	LSG	75	150HPS to 75LED.
1200 1ST ST	N ST	6	SE	68496	4000	King Luminaire	100	150HPS to 75LED.
2800 SAYLES PL	DOUGLAS PL	8	SE	81467DC	4000	Philips	215	250HPS to 215LED.
1467 LEGGATE RD	16TH ST	4	NW	4C850DC	5000	LSG	75	70HPS to 75LED.
1415 JUNIPER ST	14TH ST	4	NW	4C903DC	5000	LSG	75	70HPS to 75LED.
7406 9TH ST	GERANIUM ST	4	NW	4D815DC	4000	Philips	70	295INC to 70LED.
1339 GALLATIN ST	14TH ST	4	NW	4E323DC	5000	LSG	50	70HPS to 50LED.
1909 7TH ST	FLORIDA AVE	1	NW	1A132	4000	King Luminaire	100	400HPS to 100LED. PP to T20. 13408
1310 SOUTHERN AVE		8	SE	86519DC	4000	Philips	215	400HPS to 215LED.
732 TUCKERMAN ST	8TH ST	4	NW	4H276DC	4000	Philips	70	295INC to 70LED.
0 SOUTHERN AVE	13TH ST	8	SE	86515DC	4000	Philips	215	400HPS to 215LED.
0 SOUTHERN AVE	13TH ST	8	SE	86516DC	4000	Philips	215	400HPS to 215LED.
1320 HEMLOCK ST	MORNINGSIDE DR	4	NW	4C004DC	5000	LSG	75	189INC to 75LED.
1821 FORT DAVIS ST	PENNSYLVANIA AVE	7	SE	77882DC	5000	LSG	50	70HPS to 50LED.
2000 16TH ST	OKIE ST	5	NE	58003DC	4000	Philips	110	150HPS to 110LED.
7941 16TH ST	NORTHGATE RD	4	NW	4C848DC	5000	LSG	75	70HPS to 75LED.
3140 Q ST	BRANCH AVE	7	SE	78517DC	4000	Philips	110	250HPS to 110LED.
558 MALCOLM X AVE	OAKWOOD ST	8	SE	81841DC	4000	Philips	110	400HPS to 110LED.
7526 9TH ST	JUNIPER ST	4	NW	4D807DC	4000	Philips	70	295INC to 70LED.
3719 NEW HAMPSHIRE AVE	ROCK CREEK CHURCH RD	4	NW	4I311	4000	Philips	215	400HPS to 215LED.
3335 QUESADA ST	BROAD BRANCH RD	4	NW	4B523DC	5000	LSG	50	75LED to 50LED.
2060 WEST VIRGINIA AVE	16TH ST	5	NE	52679DC	4000	Philips	215	400HPS to 215LED.
5133 FULTON ST	DANA PL	3	NW	34655DC	5000	LSG	54	189INC to 54LED.
1412 PRIMROSE RD	14TH ST	4	NW	4C855DC	5000	LSG	75	189INC to 75LED.
1554 HEMLOCK ST	16TH ST	4	NW	4C887DC	5000	LSG	75	70HPS to 75LED.
1318 QUINCY ST	13TH ST	4	NW	4I627	4000	Philips	30	70H to 30L.
1645 HOBART ST	MOUNT PLEASANT ST	1	NW	10582	5000	LSG	54	150HPS to 54LED.
1437 IRIS ST	16TH ST	4	NW	4C894DC	5000	LSG	75	70HPS to 75LED.
0 39TH ST	EDMUNDS ST	3	NW	36578	4000	King Luminaire	100	250HPS to 100LED.
0 DOUGLASS RD	DOUGLASS RD	8	SE	81460DC	4000	Philips	215	250HPS to 215LED.

6214 9TH ST	RITTENHOUSE ST	4	NW	4N133DC	4000	Philips	110	295INC to 110LED.
1437 GERANIUM ST	16TH ST	4	NW	4C077DC	5000	LSG	75	70HPS to 75LED.
1337 LOCUST RD	14TH ST	4	NW	4C230DC	4000	Philips	110	295INC to 110LED.
0 GERANIUM ST	9TH ST	4	NW	4D860DC	4000	Philips	70	295INC to 70LED.
7440 9TH ST	HEMLOCK ST	4	NW	4D811DC	4000	Philips	70	295INC to 70LED.
1532 ROXANNA RD	NORTHGATE RD	4	NW	4C843DC	5000	LSG	75	70HPS to 75LED.
0 GARRISON ST	WISCONSIN AVE	3	NW	30923DC	4000	Philips	110	100HPS to 110LED.
4351 ALTON PL	44TH ST	3	NW	36162DC	5000	LSG	54	189INC to 54LED.
7537 12TH ST	SHEPHERD RD	4	NW	4D635DC	5000	LSG	75	100HPS to 75LED.
1336 QUINCY ST	13TH ST	4	NW	4I629	4000	Philips	30	70H to 30L.
1719 HOBART ST	18TH ST	1	NW	10587	5000	LSG	54	189INC to 54LED.
2725 39TH ST	EDMUNDS ST	3	NW	36999DC	4000	Philips	110	100HPS to 110LED.
3300 FULTON ST	32ND ST	3	NW	37816DC	4000	Philips	35	100HPS to 35LED.
800 GERANIUM ST	GEORGIA AVE	4	NW	4D858DC	4000	Philips	70	295INC to 70LED.
0 PENNSYLVANIA AVE	13TH ST	6	SE	68329	4000	Philips	215	400HPS to 215LED.
507 SHERIDAN ST	5TH ST	4	NW	4N020DC	4000	Philips	70	295INC to 72LED.
5100 E ST	51ST ST	7	SE	75355DC	4000	Philips	110	400HPS to 110LED.
8104 EASTERN AVE	NEWELL ST	4	NW	4C801DC	4000	Philips	110	250HPS to 110LED.
1314 HOLLY ST	14TH ST	4	NW	4C916DC	5000	LSG	75	70HPS to 75LED.
1350 CONNECTICUT AVE	DUPONT CIR	2	NW	27402	4000	King Luminaire	120	100HPS to 120LED.
3700 13TH ST	KANSAS AVE	4	NW	4J625	4000	Philips	30	70H to 30L.
1433 JUNIPER ST	14TH ST	4	NW	4C905DC	5000	LSG	75	70HPS to 75LED.
0 SHERMAN CIR	CRITTENDEN ST	4	NW	4R402	4000	Philips	215	400HPS to 215LED.
2214 RHODE ISLAND AVE	THAYER ST	5	NE	55133DC	4000	Philips	215	400HPS to 245LED.
7951 ORCHID ST	PRIMROSE RD	4	NW	4C436DC	4000	Philips	70	100HPS to 70LED.
0 8TH ST	TUCKERMAN ST	4	NW	4H275DC	5000	LSG	50	100HPS to 50LED.
2000 16TH ST	NEW YORK AVE	5	NE	58001DC	4000	Philips	110	150HPS to 110LED.
BRYANT ST	GEORGIA AVE	1	NW	13354	4000	Spring City	200	250H to 200L.
7411 14TH ST	HOLLY ST	4	NW	4C920DC	5000	LSG	75	70HPS to 75LED.
3618 SOUTH DAKOTA AVE	OTIS ST	5	NE	52427DC	4000	Philips	215	250HPS to 215LED.
1304 GALLAUDET ST	FAIRVIEW AVE	5	NE	52619DC	4000	Philips	110	250HPS to 110LED.
732 SOMERSET PL	8TH ST	4	NW	4H316DC	4000	Philips	70	295INC to 72LED.
1770 SYCAMORE ST	TULIP ST	4	NW	4C337DC	5000	LSG	75	295INC to 75LED. Correct LWF.
1024 BUCHANAN ST	10TH ST	5	NE	51054DC	5000	LSG	75	150HPS to 75LED.
5308 4TH ST	INGRAHAM ST	4	NW	4M138DC	4000	Philips	110	150HPS to 110LED.
0 FARRAGUT ST	9TH ST	4	NW	4R070	4000	Philips	110	250HPS to 110LED.
1720 TAYLOR ST	17TH ST	4	NW	4F513DC	5000	LSG	75	150HPS to 75LED.
4700 SHERMAN CIR	7TH ST	4	NW	4R406	4000	Philips	215	400HPS to 215LED.
15 SHERMAN CIR	KANSAS AVE	4	NW	4R408	4000	Philips	215	400HPS to 215LED.
0 RHODE ISLAND AVE	24TH ST	5	NE	58004DC	4000	Philips	215	400HPS to 245LED.
1032 CRITTENDEN ST	12TH ST	5	NE	51059DC	5000	LSG	75	70HPS to 75LED.
3110 35TH ST	BLADENSBURG RD	5	NE	58721DC	4000	Philips	35	150HPS to 30LED.
0 FRANKLIN ST	GIRARD ST	5	NE	53406	4000	Philips	215	250HPS to 215LED.
2322 NORTH CAPITOL ST	BRYANT ST	5	NW	53337	5000	LSG	75	189INC to 75LED.
1435 ROXANNA RD	14TH ST	4	NW	4C870DC	5000	LSG	75	189INC to 75LED.
1532 VARNUM ST	16TH ST	4	NW	4F158	4000	Philips	110	295INC to 110LED.
520 QUINTANA PL	5TH ST	4	NW	4N361DC	4000	Philips	70	295INC to 70LED.
1104 ALLISON ST	GEORGIA AVE	4	NW	4K482DC	5000	LSG	75	150HPS to 75LED.
800 GALLATIN ST	8TH ST	4	NW	4M842	4000	Philips	110	295INC to 110LED.
5300 INGRAHAM ST	4TH ST	4	NW	4M335	4000	Philips	110	250HPS to 110LED.
0 18TH ST	ADAMS ST	5	NE	58461DC	4000	Philips	110	150HPS to 110LED.
1300 OKIE ST	KENDALL ST	5	NE	52608DC	4000	Philips	215	400HPS to 215LED.
510 JEFFERSON ST	5TH ST	4	NW	4M804	4000	Philips	35	70HPS to 35LED.
0 MICHIGAN AVE	FRANKLIN ST	5	NE	53670DC	4000	Philips	215	400HPS to 215LED.
1431 IRVING ST	15TH ST	5	NE	54823DC	4000	Philips	60	100H to 60L.
2804 FRANKLIN ST	28TH ST	5	NE	58232DC	4000	Philips	110	100H to 110L.
9 EVARTS ST	NORTH CAPITOL ST	5	NE	53404DC	5000	LSG	50	150HPS to 50LED.
0 SOUTH DAKOTA AVE	TAYLOR ST	5	NE	52452DC	4000	Philips	215	250HPS to 215LED.
6423 9TH ST	TEWKESBURY PL	4	NW	4H250DC	5000	LSG	50	70HPS to 50LED.
1300 OKIE ST	KENDALL ST	5	NE	52607DC	4000	Philips	215	400HPS to 215LED.
517 OGLETHORPE ST	6TH ST	4	NW	4N411DC	4000	Philips	110	100HPS to 110LED.
21 EVARTS ST	NORTH CAPITOL ST	5	NE	53362	5000	LSG	50	150HPS to 50LED.
601 HAMILTON ST	5TH ST	4	NW	4M800	4000	Philips	35	189INC to 30LED.
1313 GALLATIN ST	13TH ST	4	NW	4E327DC	5000	LSG	50	70HPS to 50LED.
SHERMAN CIR	KANSAS AVE	4	NW	4R407	4000	Philips	215	400HPS to 215LED.
2008 FRANKLIN ST	22ND ST	5	NE	58114DC	4000	Philips	110	150HPS to 110LED.
222 G ST	3RD ST	6	NE	6L517	5000	LSG	75	100HPS to 75LED.
2800 20TH ST	FRANKLIN ST	5	NE	58126DC	4000	Philips	110	100HPS to 110LED.
808 4TH ST	H ST	6	NE	61526	5000	LSG	75	189INC to 75LED.
2004 3RD ST	V ST	5	NE	59649	5000	LSG	75	150HPS to 75LED.
528 INGRAHAM ST	5TH ST	4	NW	4M797	4000	Philips	35	70HPS to 30LED.
391 MICHIGAN AVE	HAREWOOD RD	5	NE	53657DC	4000	Philips	215	400HPS to 215LED.
0 SHERMAN CIR	KANSAS AVE	4	NW	4K549	4000	Philips	215	400HPS to 215LED.
3157 FORT LINCOLN DR	31ST PL	5	NE	58712	4000	Philips	215	250HPS to 215LED.
487 MICHIGAN AVE	MONROE ST	5	NE	53266	4000	Philips	215	400HPS to 215LED.
4813 10TH ST	DECATUR ST	5	NE	51061DC	5000	LSG	75	70HPS to 75LED.
5208 4TH ST	HAMILTON ST	4	NW	4M133	4000	Philips	110	150HPS to 110LED. 3/26/2015 Correct LWF.
3215 QUESADA ST	32ND ST	4	NW	4B564DC	5000	LSG	75	70HPS to 75LED.
3123 FORT LINCOLN DR	31ST PL	5	NE	58710	4000	Philips	215	250HPS to 215LED.
3100 FORT LINCOLN DR	SUMMIT CT	5	NE	58707	4000	Philips	215	250HPS to 215LED.
3100 FORT LINCOLN DR	PINEVIEW CT	5	NE	58704	4000	Philips	215	400HPS to 215LED.
3300 EASTERN AVE	FORT LINCOLN DR	5	NE	58699	4000	Philips	215	250HPS to 215LED.
8 FLORIDA AVE	NORTH CAPITOL ST	5	NW	56982	4000	King Luminaire	120	250HPS to 215LED.
4408 ALTON PL	46TH ST	3	NW	36137DC	5000	LSG	54	189INC to 54LED.
4712 45TH ST	DAVENPORT ST	3	NW	3F097DC	5000	LSG	54	189INC to 54LED.
716 TUCKERMAN ST	7TH ST	4	NW	4H278DC	4000	Philips	70	295INC to 72LED.
2000 EVARTS ST	20TH ST	5	NE	58168DC	4000	Philips	110	150H to 110L.
3700 UNIVERSITY AVE	QUEBEC ST	3	NW	33699	4000	King Luminaire	100	405INC to 100LED.
6224 9TH ST	RITTENHOUSE ST	4	NW	4N134DC	4000	Philips	110	295INC to 110LED.
1729 CORCORAN ST	17TH ST	2	NW	26491DC	5000	LSG	75	175MV to 75LED.
1104 24TH ST	L ST	2	NW	23935	4000	King Luminaire	100	Pole, fix replaced
2126 N ST	21ST ST	2	NW	24495	5000	LSG	75	189INC to 75LED.
113 U ST	1ST ST	5	NW	53105DC	5000	LSG	75	74LED to 75LED.
429 HAMILTON ST	5TH ST	4	NW	4M758	4000	Philips	35	189INC to 35LED.
1609 RIGGS PL	S ST	2	NW	26501	5000	LSG	75	189INC to 75LED.
5304 MACOMB ST	SHERIER PL	3	NW	39107DC	5000	LSG	50	70HPS to 54LED.
940 24TH ST	NEW HAMPSHIRE AVE	2	NW	28387	4000	King Luminaire	100	100LED. 1/21/2015 150HPS to 250HPS.
5186 FULTON ST	DANA PL	3	NW	34650DC	5000	LSG	54	189INC to 54LED.
1501 H ST	VERMONT AVE	2	NW	22606	4000	King Luminaire	100	400H to 100L.

715 CRITTENDEN ST	SHERMAN CIR	4	NW	4K090	4000	King Luminaire	100	150HPS to 100LED.
81 V ST	V ST	5	NW	53177	5000	LSG	75	150HPS to 75LED.
1709 19TH ST	RIGGS PL	2	NW	26803	5000	LSG	75	100HPS to 75LED.
907 FARRAGUT ST	9TH ST	4	NW	4R069	4000	King Luminaire	100	150HPS to 100LED.
0 FRANKLIN ST	LINCOLN RD	5	NE	56415	4000	Philips	215	250HPS to 215LED. Pole replaced.
0 16TH ST	16TH ST	2	NW	23105	4000	King Luminaire	200	400H to 200L. change fix style.
1300 I ST	13TH ST	2	NW	23096	4000	King Luminaire	200	400HPS to 200LED.
1627 CONNECTICUT AVE	19TH ST	2	NW	27007	5000	LSG	75	70HPS to 75LED.
1632 17TH ST	CORCORAN ST	2	NW	26489	5000	LSG	75	70HPS to 75LED.
8009 16TH ST	ROXANNA RD	4	NW	4C846DC	5000	LSG	75	70HPS to 75LED.
0 INTERSTATE 66	CONSTITUTION AVE	2	NW	29559	4000	Philips	30	400HPS to 50LED
931 FARRAGUT ST	GEORGIA AVE	4	NW	4R067	4000	King Luminaire	100	250HPS to 100LED.
0 IRVING ST	NORTH CAPITOL ST	5	NW	53753	4000	Philips	215	250HPS to 215LED.
0 NORTH CAPITOL ST	IRVING ST	5	NE	53843	4000	Philips	215	250HPS to 215LED.
915 15TH ST	I ST	2	NW	23087	4000	Philips	200	400HPS to 200LED.
3808 RODMAN ST	47TH ST	3	NW	34225DC	5000	LSG	54	189INC to 54LED.
4805 45TH ST	DAVENPORT ST	3	NW	3F077DC	5000	LSG	50	70HPS to 50LED.
5304 MACOMB ST	SHERIER PL	3	NW	39108DC	5000	LSG	50	70HPS to 54LED.
3710 UNIVERSITY AVE	QUEBEC ST	3	NW	33701	4000	King Luminaire	100	405INC to 100LED.
0 BANNEKER DR	CHERRY RD	5	NE	58392	4000	Philips	215	150HPS to 215LED.
1913 ALABAMA AVE	WEBSTER PL	8	SE	82806DC	4000	Philips	215	400H to 215L.
1350 I ST	13TH ST	2	NW	23097	4000	King Luminaire	200	400HPS to 200LED.
4409 GRANT ST	44TH ST	7	NE	71444DC	4000	Philips	70	250HPS to 70LED. Arm and Fixture.
316 62ND ST	DIX ST	7	NE	72894DC	5000	LSG	75	74LED to 75LED.
0 FRANKLIN ST	22ND ST	5	NE	58111DC	4000	Philips	110	150HPS to 110LED.
1538 CORCORAN ST	16TH ST	2	NW	26958	5000	LSG	50	70HPS to 50LED.
210 PARKER ST	2ND ST	6	NE	61382	4000	King Luminaire	100	250H to 103L.
0 PENNSYLVANIA AVE	3RD ST	6	SE	65311	4000	Philips	215	400HPS to 215LED.
0 PENNSYLVANIA AVE	6TH ST	6	SE	65322	4000	Philips	215	400HPS to 215LED.
6102 9TH ST	QUINTANA PL	4	NW	4N130DC	4000	Philips	110	295INC to 110LED.
4200 GAULT PL	44TH ST	7	NE	71498DC	4000	King Luminaire	100	250HPS to 100LED. Correct LWF.
1635 38TH ST	S ST	7	SE	77834DC	4000	Philips	110	100HPS to 110LED.
4407 CLERMONT DR	WEBSTER ST	5	NE	53893DC	4000	Philips	215	250HPS to 215LED.
0 FRANKLIN ST	28TH ST	5	NE	58233DC	4000	Philips	110	100H to 110L.
909 10TH ST	I ST	6	NE	62097	5000	LSG	75	70HPS to 75LED.
408 CRITTENDEN ST	4TH ST	4	NW	4K369	4000	Philips	35	100HPS to 35LED. 3/20/2015 Coorrect LWF.
409 BUTTERNUT ST	4TH ST	4	NW	4H455DC	4000	Philips	35	70HPS to 35LED.
1313 RANDOLPH ST	13TH ST	4	NW	4J653DC	4000	Philips	30	70H to 30L.
711 I ST	7TH ST	6	NE	61999	5000	LSG	75	175MV to 75LED.
1400 OKIE ST	16TH ST	5	NE	52637DC	4000	Philips	215	400HPS to 215LED.
600 PENNSYLVANIA AVE	6TH ST	6	SE	65323	4000	Philips	215	400HPS to 215LED.
812 6TH ST	H ST	6	NE	61728	5000	LSG	75	100HPS to 75LED.
4521 5TH ST	BUCHANAN ST	4	NW	4K631	4000	Philips	35	189INC to 35LED.
1900 WEST VIRGINIA AVE	FENWICK ST	5	NE	52690DC	4000	Philips	215	400HPS to 215LED.
803 7TH ST	H ST	6	NE	61996	5000	LSG	75	100HPS to 75LED.
609 SHERIDAN ST	7TH ST	4	NW	4N016DC	4000	Philips	70	295INC to 72LED.
1010 2ND PL	L ST	6	SE	6A742	4000		70	295INC to 250HPS. 68131 dupcate ID..
63 46TH ST	BLAINE ST	7	NE	72186DC	5000	LSG	75	74LED to 75LED.
660 INTERSTATE 395	9TH ST	6	SW	66624	4000	Philips	200	250HPS to 200LED.
4910 NANNIE HELEN BURROUGHS AVE	49TH PL	7	NE	70421DC	5000	LSG	75	74LED to 75LED.
0 LINCOLN RD	FRANKLIN ST	5	NE	5A056	4000	Philips	215	250HPS to 215LED. Pole replaced.
4020 17TH ST	TAYLOR ST	4	NW	4F511DC	5000	LSG	75	70HPS to 75LED.
6422 8TH ST	TEWKESBURY PL	4	NW	4H254DC	4000	Philips	60	295I to 60L.
516 8TH ST	E ST	6	NE	61973	5000	LSG	75	70HPS to 75LED.
614 3RD ST	F ST	6	NE	61399	5000	LSG	75	175MV to 75LED.
324 DIVISION AVE	DIX ST	7	NE	71921DC	5000	LSG	75	74LED to 75LED.
620 4TH ST	F ST	6	NE	61503	5000	LSG	75	175MV to 75LED.
0 ALLISON ST	13TH ST	4	NW	4U136DC	4000	Philips	110	400HPS to 110LED. Pole 4K101DC reused.
60 RITTENHOUSE ST	KANSAS AVE	4	NE	4P315DC	5000	LSG	75	100HPS to 75LED.
52 BRYANT ST	1ST ST	5	NW	53331	5000	LSG	75	74LED to 75LED.
4200 13TH ST	UPSHUR ST	4	NW	4U150	4000	Philips	110	400HPS to 110LED. Pole 4K434 replaced.
2008 HAMLIN ST	20TH ST	5	NE	58151DC	4000	Philips	35	70HPS to 35LED. 7/16/2015 Correct asset type.
0 UPSHUR ST	13TH ST	4	NW	4U152	4000	Philips	110	400HPS to 110LED. Pole 4J795 reused.
1806 ALABAMA AVE	STANTON TER	8	SE	82798DC	4000	Philips	215	400H to 215L.
822 CRITTENDEN ST	9TH ST	4	NW	4K085	4000	King Luminaire	100	150HPS to 100LED.
2009 FLAGLER PL	1ST ST	5	NW	53107	5000	LSG	75	100HPS to 75LED.
1431 GERANIUM ST	16TH ST	4	NW	4C075DC	5000	LSG	75	189INC to 75LED.
0 OGLETHORPE ST	6TH ST	4	NW	4N410DC	4000	Philips	110	100HPS to 110LED.
2616 4TH ST	DOUGLAS ST	5	NE	56499DC	5000	LSG	75	74LED to 75LED.
421 ALLISON ST	5TH ST	4	NW	4K633	4000	Philips	35	189INC to 35LED.
7949 EASTERN AVE	13TH ST	4	NW	4C808DC	4000	Philips	110	250HPS to 110LED.
0 SHERIDAN ST	7TH ST	4	NW	4N014DC	4000	Philips	70	250HPS to 72LED.
3247 QUESADA ST	33RD ST	4	NW	4B559DC	5000	LSG	75	70HPS to 75LED.
125 MICHIGAN AVE	FRANKLIN ST	5	NE	53664DC	4000	Philips	215	400HPS to 215LED.
413 GALLATIN ST	KANSAS AVE	4	NW	4M765DC	5000	LSG	50	189INC to 50LED.
823 TEWKESBURY PL	9TH ST	4	NW	4H251DC	5000	LSG	50	70HPS to 50LED.
6902 4TH ST	BUTTERNUT ST	4	NW	4H449DC	4000	Philips	215	250HPS to 215LED.
5016 5TH ST	GALLATIN ST	4	NW	4R575	4000	Philips	35	100HPS to 35LED.
5 SHERMAN CIR	ILLINOIS AVE	4	NW	4K553	4000	Philips	215	400HPS to 215LED.
1009 WEBSTER ST	GEORGIA AVE	4	NW	4K488DC	5000	LSG	75	150HPS to 75LED.
0 UPSHUR ST	13TH ST	4	NW	4U153	4000	Philips	110	400HPS to 110LED. Pole 4J740 reused.
718 PEABODY ST	7TH PL	4	NW	4N082DC	5000	LSG	50	295INC to 50LED.
245 PEABODY ST	3RD ST	4	NW	4N539DC	4000	Philips	35	70HPS to 35LED.
0 PEABODY ST	2ND PL	4	NW	4N063DC	5000	LSG	75	295INC to 75LED.
6140 1ST PL	CHILLUM PL	4	NE	4P306DC	4000	Philips	70	100HPS to 72LED.
1005 NORTH CAPITOL ST	K ST	6	NE	6A775	4000	King Luminaire	100	400H to 100L. Pole change.
2027 FLAGLER PL	V ST	5	NW	53108	5000	LSG	75	70HPS to 75LED.
710 SOMERSET PL	7TH ST	4	NW	4H319DC	4000	Philips	70	295INC to 72LED.
6018 SLIGO MILL RD	CHILLUM PL	4	NE	4P310DC	4000	Philips	30	100HPS to 30LED.
242 TUCKERMAN ST	2ND PL	4	NW	4H020DC	5000	LSG	75	295INC to 75LED.
6020 7TH ST	QUACKENBOS ST	4	NW	4N391DC	5000	LSG	50	295INC to 50LED.
84 RITTENHOUSE ST	1ST PL	4	NE	4P317DC	5000	LSG	75	100HPS to 75LED.
1431 HOLLY ST	14TH ST	4	NW	4C886DC	5000	LSG	75	70HPS to 75LED.
0 30TH ST	FRANKLIN ST	5	NE	58220DC	4000	Philips	110	100H to 110L.
0 GALLATIN ST	8TH ST	4	NW	4M841	4000	Philips	110	295INC to 110LED.
810 DELAFIELD PL	8TH ST	4	NW	4R300	4000	Philips	35	70HPS to 35LED.
900 PEABODY ST	9TH ST	4	NW	4N088DC	4000	Philips	215	400HPS to 215LED.
5129 ASTOR PL	53RD ST	7	SE	75222DC	4000	Philips	135	250HPS to 135LED.
4515 5TH ST	ALLISON ST	4	NW	4K632	4000	Philips	35	189INC to 35LED.

4413	IOWA AVE	WEBSTER ST	4	NW	4K485DC	5000	LSG	75	150HPS to 75LED.
700	CRITTENDEN ST	8TH ST	4	NW	4K089	4000	King Luminaire	100	150HPS to 100LED.
1013	WEBSTER ST	GEORGIA AVE	4	NW	4K486DC	5000	LSG	75	150HPS to 75LED.
1036	CRITTENDEN ST	12TH ST	5	NE	51058DC	5000	LSG	75	70HPS to 75LED.
3163	NORTH CAPITOL ST	MICHIGAN AVE	5	NW	53752	4000	Philips	215	250HPS to 215LED.
3532	CLAY PL	36TH ST	7	NE	74069DC	5000	LSG	75	74LED to 75LED.
33	MISSOURI AVE	NEW HAMPSHIRE AVE	4	NW	4M658DC	4000	Philips	35	70HPS to 35LED.
1505	ROXANNA RD	NORTHGATE RD	4	NW	4C841DC	5000	LSG	75	295INC to 75LED.
2700	20TH ST	EVARTS ST	5	NE	58166DC	4000	Philips	110	100H to 110L.
1415	GERANIUM ST	14TH ST	4	NW	4C073DC	5000	LSG	75	189INC to 75LED.
8003	16TH ST	PRIMROSE RD	4	NW	4C847DC	5000	LSG	75	70HPS to 75LED.
1310	SHEPHERD ST	13TH ST	4	NW	4J652DC	4000	Philips	30	70H to 30L.
105	RITTENHOUSE ST	SLIGO MILL RD	4	NE	4P319DC	5000	LSG	75	100HPS to 75LED.
0	7TH ST	SHERMAN CIR	4	NW	4K265	4000	Philips	215	400HPS to 215LED.
714	ELDER ST	8TH ST	4	NW	4K716DC	5000	LSG	75	189INC to 75LED.
649	YUMA ST	8TH ST	8	SE	84442DC	5000	LSG	75	400MH to 75LED.
0	6TH ST	DARRINGTON ST	8	SE	84051DC	4000	Philips	215	250HPS to 215LED.
4717	10TH ST	BUCHANAN ST	5	NE	51053DC	5000	LSG	75	150HPS to 75LED.
2702	MINNESOTA AVE	N ST	7	SE	76771DC	5000	LSG	75	74LED to 75LED.
0	31ST PL	EASTERN AVE	5	NE	51740DC	5000	LSG	75	100HPS to 75LED.
1713	FORT DAVIS ST	R ST	7	SE	77886DC	5000	LSG	50	70HPS to 50LED.
710	CROISSANT PL	G ST	7	SE	76699DC	5000	LSG	75	189INC to 75LED.
0	10TH PL	ALABAMA AVE	8	SE	85488DC	4000	Philips	110	400HPS to 110LED.
0	ALABAMA AVE	RANDLE PL	8	SE	85410DC	4000	Philips	110	400HPS to 110LED. Arm.
706	CHAPLIN ST	HILLTOP TER	7	SE	76128DC	4000	Philips	30	70H to 30L.
224	36TH ST	CLAY PL	7	NE	74071DC	5000	LSG	75	74LED to 75LED.
2613	QUEENS CHAPEL RD	DOUGLAS ST	5	NE	58305DC	4000	Philips	215	100HPS to 215LED.
2052	WEST VIRGINIA AVE	16TH ST	5	NE	52680DC	4000	Philips	215	400HPS to 215LED.
0	FRANKLIN ST	5TH ST	5	NE	56244DC	4000	Philips	110	250HPS to 110LED.
76	FORRESTER ST	MARTIN LUTHER KING JR AVE	8	SW	84676DC	4000	Philips	110	400H to 110L.
4021	WHEELER RD	BARNABY TER	8	SE	84436DC	5000	LSG	75	74LED to 75LED.
0	ALABAMA AVE	RANDLE PL	8	SE	85405DC	4000	Philips	110	400HPS to 110LED. Arm.
100	SAVANNAH ST	2ND ST	8	SE	85243DC	4000	Philips	110	250HPS to 110LED.
0	RAILROAD AVE	CHICAGO ST	8	SE	81032DC	4000	Philips	215	250H to 215L.
29	46TH ST	B ST	7	SE	75059DC	4000	Philips	135	400HPS to 135LED.
1816	S ST	18TH ST	8	SE	80447DC	4000	Philips	60	150H to 60L.
3200	10TH PL	SAVANNAH ST	8	SE	85496DC	4000	Philips	110	100MV to 110L.
1704	17TH ST	MONTANA AVE	5	NE	59005DC	4000	Philips	110	250HPS to 110LED.
1868	CORCORAN ST	GALLAUDET ST	5	NE	52641DC	4000	Philips	110	250HPS to 110LED.
21	53RD ST	CENTRAL AVE	7	SE	73121DC	5000	LSG	75	74LED to 75LED.
1805	FRANKLIN ST	18TH ST	5	NE	58124DC	4000	Philips	110	150HPS to 110LED.
3326	CROFFUT PL	34TH ST	7	SE	76420DC	4000	Philips	110	250HPS to 110LED.
1134	BRANCH AVE	LYNDALE PL	7	SE	77565DC	4000	Philips	110	400HPS to 110LED.
3814	CARPENTER ST	38TH ST	7	SE	77783DC	4000	Philips	70	100HPS to 70LED.
432	HAMILTON ST	5TH ST	4	NW	4M768DC	5000	LSG	50	189INC to 50LED.
0	36TH PL	U ST	7	SE	74975DC	4000	Philips	110	250HPS to 110LED.
507	VALLEY AVE	9TH ST	8	SE	83755DC	4000	Philips	215	400H to 215L.
547	VALLEY AVE	9TH ST	8	SE	83752DC	4000	Philips	215	400H to 215L.
0	GALLATIN ST	7TH PL	4	NW	4M838	4000	Philips	110	295INC to 110LED.
3218	10TH PL	SAVANNAH ST	8	SE	85494DC	4000	Philips	110	100MV to 110L.
3219	11TH PL	SAVANNAH ST	8	SE	85481DC	4000	Philips	110	100H to 110L. 4/26/2016 Correct W.
3717	ALABAMA AVE	38TH ST	7	SE	79057DC	4000	Philips	110	250HPS to 110LED.
3100	FORT LINCOLN DR	SUMMIT CT	5	NE	58669	4000	Philips	215	250HPS to 215LED.
3100	FORT LINCOLN DR	SUMMIT CT	5	NE	58667	4000	Philips	215	250HPS to 215LED.
2511	31ST PL	BANNER DR	5	NE	58404	4000	Philips	215	400HPS to 215LED.
872	BURNS ST	HILLSIDE RD	7	SE	75983DC	4000	Philips	110	100HPS to 110LED.
0	L ST	1ST ST	6	SE	67685	4000	King Luminaire	200	400HPS to 200LED.
0	1ST ST	L ST	6	SE	6A021	4000	King Luminaire	200	400HPS to 200LED. Pole 67687 replaced, relocated.
3743	MINNESOTA AVE	AMES ST	7	NE	74137DC	5000	LSG	75	74LED to 75LED.
1518	CORCORAN ST	16TH ST	2	NW	26961	5000	LSG	50	70HPS to 50LED.
2900	18TH ST	RHODE ISLAND AVE	5	NE	58481DC	4000	Philips	110	250HPS to 110LED.
923	10TH ST	K ST	6	NE	62093	5000	LSG	75	189INC to 75LED.
4903	ASTOR PL	49TH ST	7	SE	75240DC	4000	Philips	135	250HPS to 135LED.
3600	ELY PL	ANACOSTIA RD	7	SE	76958DC	4000	Philips	110	250HPS to 110LED.
1200	HALF ST	M ST	6	SE	67791	4000	Philips	110	250HPS to 110LED.
2727	30TH ST	FRANKLIN ST	5	NE	58219DC	4000	Philips	100	250H to 110L.
3002	24TH PL	HARTFORD ST	8	SE	83058DC	4000	Philips	110	250HPS to 110LED.
3217	E ST	32ND ST	7	SE	76469DC	4000	Philips	30	70HPS to 30LED.
0	BRANCH AVE	33RD ST	7	SE	76300DC	4000	Philips	110	250HPS to 110LED.
315	INGRAHAM ST	KANSAS AVE	4	NW	4M333DC	4000	Philips	110	150HPS to 110LED. 3/26/2015 Correct LWF.
0	GALLATIN ST	8TH ST	4	NW	4M840	4000	Philips	110	295INC to 110LED.
5021	ASTOR PL	51ST ST	7	SE	75230DC	4000	Philips	135	250HPS to 135LED.
3226	O ST	CARPENTER ST	7	SE	77684DC	4000	Philips	70	100HPS to 70LED.
15	E ST	NORTH CAPITOL ST	6	NW	60936	5000	LSG	75	150HPS to 75LED.
3151	FORT LINCOLN DR	31ST PL	5	NE	58664	4000	Philips	215	250HPS to 215LED.
3241	FORT LINCOLN DR	31ST PL	5	NE	58660	4000	Philips	215	250HPS to 215LED.
3279	FORT LINCOLN DR	33RD PL	5	NE	58658	4000	Philips	215	250HPS to 215LED.
0	RIDGE RD	BURNS ST	7	SE	76868DC	4000	Philips	110	250HPS to 110LED.
2000	PENNSYLVANIA AVE	21ST ST	2	NW	28034	4000	Philips	200	400HPS to 200LED.
326	60TH ST	DIX ST	7	NE	72883DC	5000	LSG	75	74LED to 75LED.
0	PENNSYLVANIA AVE	10TH ST	6	SE	65410	4000	Philips	215	400HPS to 215LED.
1526	PENNSYLVANIA AVE	15TH ST	6	SE	65363	4000	Philips	215	400HPS to 215LED.
0	30TH ST	ERIE ST	7	SE	79028DC	4000	Philips	110	250HPS to 110LED.
2127	SUITLAND TER	SOUTHERN AVE	7	SE	75001DC	4000	Philips	110	250HPS to 110LED.
2617	3RD ST	DOUGLAS ST	5	NE	56496DC	5000	LSG	75	74LED to 75LED.
2040	WEST VIRGINIA AVE	16TH ST	5	NE	52681DC	4000	Philips	215	400HPS to 215LED.
2816	18TH ST	GIRARD ST	5	NE	58477DC	4000	Philips	110	150HPS to 110LED.
0	13TH ST	BUCHANAN ST	4	NW	4K420DC	4000	Philips	110	400HPS to 110LED.
521	3RD ST	F ST	6	NE	61489DC	5000	LSG	75	74LED to 75LED.
644	5TH ST	G ST	6	NE	61624DC	5000	LSG	75	74LED to 75LED.
0	3RD ST	TODD PL	5	NE	59648	5000	LSG	75	150HPS to 75LED.
5124	8TH ST	HAMILTON ST	4	NW	4M257	4000	King Luminaire	100	295INC to 100LED.
1400	OKIE ST	FENWICK ST	5	NE	52634DC	4000	Philips	215	250HPS to 215LED.
417	3RD ST	E ST	6	NE	61476	5000	LSG	75	70HPS to 75LED.
1360	OKIE ST	FENWICK ST	5	NE	52604DC	4000	Philips	215	400HPS to 215LED.
2723	28TH ST	FRANKLIN ST	5	NE	58235DC	4000	Philips	110	100H to 110L.
227	PENNSYLVANIA AVE	3RD ST	6	SE	65436	4000	Philips	215	400HPS to 215LED.
1421	RITTENHOUSE ST	14TH ST	4	NW	4D095DC	4000	Philips	70	100HPS to 72LED.
513	FRANKLIN ST	6TH ST	5	NE	56246DC	4000	Philips	110	250HPS to 110LED.

2411 3RD ST	BRYANT ST	5	NE	56070	5000	LSG	75	189INC to 75LED.
1954 WEST VIRGINIA AVE	FENWICK ST	5	NE	52689DC	4000	Philips	215	400HPS to 215LED.
432 INGRAHAM ST	5TH ST	4	NW	4M338	4000	Philips	110	100HPS to 110LED.
3500 COMMODORE JOSHUA BARNEY DR	FORT LINCOLN DR	5	NE	58674	4000	Philips	215	400H to 215L.
0 PENNSYLVANIA AVE	9TH ST	6	SE	65412	4000	Philips	215	400HPS to 215LED.
2507 QUEENS CHAPEL RD	LAFAYETTE AVE	5	NE	58298DC	4000	Philips	215	100HPS to 215LED.
606 INGRAHAM ST	7TH ST	4	NW	4M796	4000	Philips	35	189INC to 30LED.
510 INGRAHAM ST	5TH ST	4	NW	4M342	4000	King Luminaire	100	250HPS to 100LED.
1940 MONTANA AVE	17TH ST	5	NE	59007DC	4000	Philips	215	400MV to 215LED.
1850 ADAMS ST	18TH PL	5	NE	58336DC	4000	Philips	110	150HPS to 110LED.
416 HAMILTON ST	KANSAS AVE	4	NW	4M763DC	5000	LSG	50	189INC to 50LED.
510 JEFFERSON ST	5TH ST	4	NW	4M803	4000	Philips	35	70HPS to 35LED.
439 HAMILTON ST	5TH ST	4	NW	4M760DC	4000	Philips	35	189INC to 35LED.
0 BANNEKER DR	31ST PL	5	NE	58400	4000	Philips	215	400HPS to 215LED.
2800 31ST PL	BANNEKER DR	5	NE	58406	4000	Philips	215	400HPS to 215LED.
0 EVARTS ST	28TH ST	5	NE	58204DC	4000	Philips	110	100H to 110L.
1253 NEWTON ST	13TH ST	5	NE	54922DC	5000	LSG	75	100HPS to 75LED.
647 FRANKLIN ST	7TH ST	5	NE	56252DC	4000	Philips	110	250HPS to 110LED.
950 MOUNT OLIVET RD	RAMP	5	NE	54484DC	5000	LSG	50	100HPS to 50LED.
710 H ST	8TH ST	6	NE	61995	5000	LSG	75	100HPS to 75LED.
518 4TH ST	E ST	6	NE	61493	5000	LSG	75	70HPS to 75LED.
0 15TH ST	JACKSON ST	5	NE	54647DC	5000	LSG	75	100HPS to 75LED.
0 WEST VIRGINIA AVE	MONTANA AVE	5	NE	59042	4000	Philips	215	400HPS to 215LED.
3120 24TH ST	IRVING PL	8	SE	83082DC	4000	Philips	35	70HPS to 30LED.
1000 SAVANNAH ST	10TH PL	8	SE	85924DC	4000	Philips	110	250H to 110L.
1817 HAMLIN ST	RHODE ISLAND AVE	5	NE	58141DC	4000	Philips	110	100HPS to 110LED.
2002 T ST	21ST PL	8	SE	79262DC	4000	Philips	110	250HPS to 110LED.
3661 ALABAMA AVE	37TH ST	7	SE	79064DC	4000	Philips	110	250HPS to 110LED.
176 35TH ST	BLAINE ST	7	NE	74110DC	5000	LSG	75	74LED to 75LED.
1905 2ND ST	T ST	5	NE	59642DC	5000	LSG	75	74LED to 75LED.
1322 EMERALD ST	13TH ST	6	NE	62591	5000	LSG	75	189INC to 75LED.
708 13TH ST	LINDEN PL	6	NE	62409	4000	Philips	215	400HPS to 215LED.
444 RIGGS RD	MADISON ST	4	NE	4P552DC	4000	Philips	215	250HPS to 215LED.
0 BENNING RD	ANACOSTIA AVE	7	NE	74457	4000	Philips	215	400h to 215L.
3200 S ST	BRANCH AVE	7	SE	76310DC	4000	Philips	110	250HPS to 110LED.
351 12TH ST	D ST	6	NE	62899	5000	LSG	75	189INC to 75LED.
635 I ST	6TH ST	6	NE	61880	4000	Philips	70	75LED to 72LED. 9/23/2012 175MV to 75LED.
718 H ST	8TH ST	6	NE	61994	5000	LSG	75	100HPS to 75LED.
417 E ST	5TH ST	6	NE	61615	5000	LSG	75	70HPS to 75LED.
1900 FENWICK ST	GALLAUDET ST	5	NE	52595DC	4000	Philips	110	400HPS to 110LED.
3855 9TH ST	XENIA ST	8	SE	84360DC	5000	LSG	75	189INC to 75LED.
4313 12TH ST	BELLEVUE ST	8	SE	84399DC	5000	LSG	75	70HPS to 75LED.
4500 LIVINGSTON RD	3RD ST	8	SE	83800DC	4000	Philips	215	400H to 215L.
810 CHESAPEAKE ST	BARNABY ST	8	SE	84453DC	5000	LSG	75	150HPS to 75LED.
0 PENNSYLVANIA AVE	10TH ST	6	SE	65337	4000	Philips	215	400HPS to 215LED.
16 GALVESTON PL	FORRESTER ST	8	SW	84658DC	5000	LSG	75	74LED to 75LED.
4146 SOUTH CAPITOL ST	CHESAPEAKE ST	8	SW	84930DC	5000	LSG	75	74LED to 75LED.
1200 HALF ST	M ST	6	SE	67792	4000	Philips	110	250HPS to 110LED.
97 GALVESTON ST	MARTIN LUTHER KING JR AVE	8	SW	84663DC	5000	LSG	75	150HPS to 75LED.
2413 1ST ST	BRYANT ST	5	NW	53015	5000	LSG	75	74LED to 75LED.
424 RIGGS RD	MADISON ST	4	NE	4P553DC	4000	Philips	215	250HPS to 215LED.
16 ATLANTIC ST	1ST ST	8	SE	85036DC	5000	LSG	75	74LED to 75LED.
3329 HIGHWOOD DR	CARPENTER ST	7	SE	77702DC	4000	Philips	70	100HPS to 70LED.
3401 IDAHO AVE	NEWARK ST	3	NW	3U410	4000	King Luminaire	100	
125 56TH ST	CENTRAL AVE	7	SE	73411DC	5000	LSG	75	175MV to 75LED.
800 L'ENFANT PROMENADE	BANNEKER CIR	6	SW	66618	4000	Philips	200	250HPS to 200LED.
128 W ST	FLAGLER PL	5	NW	58752	5000	LSG	75	70HPS to 75LED.
2020 1ST ST	V ST	5	NW	53109	5000	LSG	75	70HPS to 75LED.
1831 CORCORAN ST	GALLAUDET ST	5	NE	52644DC	4000	Philips	110	250HPS to 110LED.
6 BRANDYWINE ST	SOUTH CAPITOL ST	8	SE	84835DC	5000	LSG	75	74LED to 75LED.
4333 HALLEY TER	ELMIRA ST	8	SE	84736DC	5000	LSG	75	74LED to 75LED.
1525 7TH ST	Q ST	6	NW	6A524	4000	King Luminaire	100	400HPS to 100LED. Pole 25655 replaced.
0 NORTH CAPITOL ST	IRVING ST	5	NE	53795	4000	Philips	215	400HPS to 215LED.
3351 HIGHWOOD DR	CARPENTER ST	7	SE	77699DC	4000	Philips	70	100HPS to 70LED.
3524 CARPENTER ST	HIGHWOOD DR	7	SE	77736DC	4000	Philips	70	100HPS to 70LED.
0 TEXAS AVE	CARPENTER ST	7	SE	77772DC	4000	Philips	70	100HPS to 70LED.
660 9TH ST	INTERSTATE 395	6	SW	66623	4000	Philips	200	250HPS to 200LED.
1100 4TH ST	NEW YORK AVE	6	NW	6A176	4000	King Luminaire	100	
645 INGRAHAM ST	7TH ST	4	NW	4M808	4000	Philips	35	70HPS to 35LED.
6116 1ST PL	CHILLUM PL	4	NE	4P308DC	4000	Philips	70	100HPS to 72LED.
5 BRANDYWINE ST	1ST ST	8	SE	84798DC	5000	LSG	75	74LED to 75LED.
2905 MILLS AVE	HAMLIN PL	5	NE	58030DC	4000	Philips	110	100HPS to 110LED.
3904 CALVERT ST	39TH ST	3	NW	36534DC	4000	Philips	110	100HPS to 110LED.
802 SOMERSET PL	8TH ST	4	NW	4H314DC	4000	Philips	70	295INC to 72LED.
4015 GRANT ST	MINNESOTA AVE	7	NE	71415DC	5000	LSG	75	74LED to 75LED.
4409 GRANT ST	44TH ST	7	NE	7U435	4000	King Luminaire	100	
3318 WISCONSIN AVE	NORTON PL	3	NW	3U404	4000	King Luminaire	100	400HPS to 100LED. Pole 38771 replaced.
3700 NEWARK ST	IDAHO AVE	3	NW	3U395	4000	King Luminaire	100	Pole 38993DC replace, relocate.
103 RITTENHOUSE ST	1ST PL	4	NE	4P318DC	5000	LSG	75	100HPS to 75LED.
639 YUMA ST	CONDON TER	8	SE	84443DC	5000	LSG	75	400MH to 75LED.
1255 U ST	13TH ST	8	SE	81061	5000	LSG	75	175MV to 75LED.
4415 GRANT ST	44TH ST	7	NE	7U436	4000	King Luminaire	100	
75 ADAMS ST	1ST ST	5	NW	53329	5000	LSG	75	189INC to 75LED.
25 RITTENHOUSE ST	KANSAS AVE	4	NE	4P314DC	5000	LSG	75	150HPS to 75LED.
2909 NASH PL	FAIRLAWN AVE	7	SE	76764DC	5000	LSG	75	74LED to 75LED.
4270 FOOTE ST	44TH ST	7	NE	71464DC	5000	LSG	75	74LED to 75LED.
327 L ST	4TH ST	6	NE	61542	5000	LSG	75	189INC to 75LED.
7930 EASTERN AVE	KING ST	4	NW	4C809DC	4000	Philips	110	250HPS to 110LED.
2910 20TH ST	HAMLIN ST	5	NE	58130DC	4000	Philips	110	100HPS to 110LED.
5426 4TH ST	JEFFERSON ST	4	NW	4M141DC	4000	Philips	110	150HPS to 110LED. 6/19/12 Fixture.
1312 GALLAUDET ST	CORCORAN ST	5	NE	52620DC	4000	Philips	110	400HPS to 110LED.
530 MELLON ST	5TH ST	8	SE	81779DC	5000	LSG	75	74LED to 75LED.
5912 EADS ST	60TH ST	7	NE	72944DC	5000	LSG	75	74LED to 75LED.
818 BURNS ST	HILDRETH ST	7	SE	75989DC	4000	Philips	110	100HPS to 110LED.
630 CHAPLIN ST	F ST	7	SE	76164DC	5000	LSG	75	74LED to 75LED.
5213 E ST	53RD ST	7	SE	75351DC	4000	Philips	110	250HPS to 110LED.
710 32ND ST	G ST	7	SE	76706DC	5000	LSG	75	74LED to 75LED.
125 MICHIGAN AVE	FRANKLIN ST	5	NE	53280DC	4000	Philips	215	250HPS to 215LED.
1524 FORT DAVIS ST	Q ST	7	SE	77918DC	5000	LSG	75	74LED to 75LED.

3838	NASH ST	POPE ST	7	SE	77789DC	4000	Philips	70	100HPS to 70LED.
3815	POPE ST	38TH ST	7	SE	77779DC	4000	Philips	70	100HPS to 72LED.
3838	CARPENTER ST	38TH ST	7	SE	77786DC	4000	Philips	70	100HPS to 70LED.
3113	35TH ST	BLADENSBURG RD	5	NE	58723DC	4000	Philips	35	70HPS to 30LED.
4708	15TH ST	CRITTENDEN ST	4	NW	4F635DC	4000	Philips	110	295INC to 110LED.
	0 8TH ST	HAMILTON ST	4	NW	4M256	4000	Philips	110	295INC to 110LED.
316	K ST	4TH ST	6	NE	61541	5000	LSG	75	70HPS to 75LED.
3113	35TH ST	BLADENSBURG RD	5	NE	58722DC	4000	Philips	70	295INC to 60LED.
	0 RHODE ISLAND AVE	20TH ST	5	NE	55144DC	4000	Philips	215	400H to 215L.
1000	PENNSYLVANIA AVE	E ST	6	SE	65409	4000	Philips	215	400HPS to 215LED.
	51 N ST	NORTH CAPITOL ST	6	NE	6A290	4000	King Luminaire	100	
	0 U ST	34TH ST	7	SE	74972DC	4000	Philips	110	100H to 110L.
3631	COMMODORE JOSHUA BARNEY DR	HURSTON LN	5	NE	58690	4000	Philips	110	400HPS to 110LED.
3839	ALABAMA AVE	R ST	7	SE	77875DC	4000	Philips	110	250HPS to 110LED.
3801	COMMODORE JOSHUA BARNEY DR	NORTH FORT LINCOLN DR	5	NE	58687	4000	Philips	110	400HPS to 110LED.
3609	COMMODORE JOSHUA BARNEY DR	HURSTON LN	5	NE	58677	4000	Philips	200	400HPS to 200LED.
	0 13TH ST	NEWTON ST	5	NE	55669DC	5000	LSG	75	150HPS to 75LED.
	PENNSYLVANIA AVE	14TH ST	6	SE	65354	4000	Philips	215	400HPS to 215LED.
412	JEFFERSON ST	4TH ST	4	NW	4M749DC	4000	Philips	35	70HPS to 35LED.
55	FRANKLIN ST	GIRARD ST	5	NE	53407	4000	Philips	215	400HPS to 215LED.
36	46TH PL	CENTRAL AVE	7	NE	72183DC	5000	LSG	75	74LED to 75LED.
	0 9TH ST	G ST	6	SW	66622	4000	Philips	200	250HPS to 200LED.
830	RIDGE RD	BURNS ST	7	SE	76865DC	4000	Philips	110	250HPS to 110LED.
2032	EVARTS ST	22ND ST	5	NE	58176DC	4000	Philips	110	150H to 110L.
	0 SUMNER RD	WADE RD	8	SE	8A342	4000	King Luminaire	100	
	PENNSYLVANIA AVE	14TH ST	6	SE	6A930	4000	Philips	215	400HPS to 215LED.
	51 N ST	NORTH CAPITOL ST	6	NE	6A289	4000	King Luminaire	100	
600	G ST	NORTH CAPITOL ST	6	NW	6U638	4000	King Luminaire	100	
	0 HALF ST	N ST	6	SE	67795	4000	Philips	110	150HPS to 75LED.
2055	36TH ST	ALABAMA AVE	7	SE	74947DC	4000	Philips	110	250H to 110L.
4200	6TH ST	GALVESTON PL	8	SE	84045DC	4000	Philips	215	400HPS to 215LED.
3135	LYNDALE PL	BRANCH AVE	7	SE	78354DC	4000	Philips	30	150H to 30L.
1312	44TH PL	REED TER	7	SE	75910DC	4000	Philips	135	250HPS to 135LED.
4607	BASS PL	B ST	7	SE	75145DC	4000	Philips	135	400HPS to 135LED.
4609	HILLSIDE RD	46TH ST	7	SE	75815DC	4000	Philips	215	400H to 215L. 2/12/2013 250HPS to 400HPS.
5347	CALL PL	54TH ST	7	SE	75599DC	5000	LSG	75	150HPS to 75LED.
133	49TH ST	B ST	7	SE	75091DC	4000	Philips	135	250HPS to 135LED.
308	DIVISION AVE	CLOUD PL	7	NE	71920DC	5000	LSG	75	74LED to 75LED.
3776	HAYES ST	KENILWORTH TER	7	NE	72366DC	4000	Philips	215	400HPS to 215LED.
4637	HILLSIDE RD	BENNING RD	7	SE	75818DC	4000	Philips	215	400H to 215L. 2/13/2013 250HPS to 400HPS.
	0 BURNS ST	H ST	7	SE	75991DC	4000	Philips	110	100HPS to 110LED.
166	35TH ST	AMES ST	7	NE	74097DC	5000	LSG	75	74LED to 75LED.
3208	POPE ST	BRANCH AVE	7	SE	77836DC	4000	Philips	70	100HPS to 72LED.
1214	SUMNER RD	WADE RD	8	SE	8A356	4000	Philips	70	
	0 BRYANT ST	LAWRENCE AVE	5	NE	58272DC	4000	Philips	110	150HPS to 110LED.
	0 EDWIN ST	LAWRENCE AVE	5	NE	58280DC	4000	Philips	110	150HPS to 110LED.
2212	LAWRENCE AVE	ADAMS ST	5	NE	58278DC	4000	Philips	110	150HPS to 110LED.
300	COLLEGE ST	4TH ST	1	NW	1U198	4000	King Luminaire	100	
309	63RD ST	CLAY ST	7	NE	73659DC	5000	LSG	75	74LED to 75LED.
700	2ND ST	H ST	6	NE	65282	4000	King Luminaire	100	
600	G ST	NORTH CAPITOL ST	6	NW	6U639	4000	King Luminaire	100	
1231	F ST	13TH ST	6	NE	62574	5000	LSG	75	189INC to 75LED.
1822	T ST	T PL	8	SE	79266DC	4000	Philips	35	250HPS to 30LED.
636	LEXINGTON PL	7TH ST	6	NE	61807DC	5000	LSG	75	74LED to 75LED.
5302	EAST CAPITOL ST	53RD ST	7	NE	72811DC	5000	LSG	75	100MV to 75LED.
	0 PENNSYLVANIA AVE	POTOMAC AVE	6	SE	65394	4000	Philips	215	400HPS to 215LED10/16/2013 Pole, fixture replaced.
2601	DOUGLASS RD	STANTON RD	8	SE	81455DC	4000	Philips	215	400HPS to 215LED.
2930	KNOX PL	24TH PL	8	SE	83055DC	4000	Philips	110	250HPS to 110LED.
125	L ST	1ST ST	6	SE	67689	4000	King Luminaire	100	400H to 100L.
3810	EAST CAPITOL ST	BURNS ST	7	NE	74015DC	5000	LSG	75	189INC to 75LED.
172	UHLAND TER	2ND ST	5	NE	59659	5000	LSG	75	189INC to 75LED.
114	46TH PL	BLAINE ST	7	NE	72185DC	5000	LSG	75	74LED to 75LED.
600	46TH ST	F ST	7	SE	75683DC	4000	Philips	135	250HPS to 135LED.
3405	HIGHWOOD DR	CARPENTER ST	7	SE	77769DC	4000	Philips	70	100HPS to 70LED.
2800	DUNBAR RD	STANTON RD	8	SE	82205DC	4000	Philips	110	250H to 110L.
1904	BRANCH AVE	T ST	7	SE	76316DC	4000	Philips	70	100HPS to 72LED.
3533	AMES ST	36TH ST	7	NE	74126DC	5000	LSG	75	74LED to 75LED.
3310	CROFFUT PL	34TH ST	7	SE	76422DC	4000	Philips	110	250HPS to 110LED.
	0 46TH ST	REED TER	7	SE	75658DC	4000	Philips	135	250HPS to 135LED.
550	MALCOLM X AVE	OAKWOOD ST	8	SE	81840DC	4000	Philips	110	400HPS to 110LED.
	0 PENNSYLVANIA AVE	8TH ST	6	SE	65418	4000	Philips	215	400HPS to 215LED.
921	10TH ST	K ST	6	NE	62094	5000	LSG	75	70HPS to 75LED.
	0 K ST	HALF ST	6	SE	6U345	4000	King Luminaire	100	400H to 100L. 67675.
2664	DOUGLAS PL	SAYLES PL	8	SE	81465DC	4000	Philips	215	250HPS to 215LED.
154	FORRESTER ST	MARTIN LUTHER KING JR AVE	8	SW	84670DC	4000	Philips	110	250H to 110L.
	0 IOWA AVE	BUCHANAN ST	4	NW	4U128	4000	Philips	110	400HPS to 110LED. Pole 4K496 replace.
701	PENNSYLVANIA AVE	8TH ST	6	SE	65419	4000	Philips	215	400HPS to 215LED.
17	52ND ST	EAST CAPITOL ST	7	SE	73447DC	5000	LSG	75	74LED to 75LED.
607	ELLIOTT ST	F ST	6	NE	62562	5000	LSG	75	189INC to 75LED.
823	PENNSYLVANIA AVE	9TH ST	6	SE	65414	4000	Philips	215	400HPS to 215LED.
3446	HIGHWOOD DR	HIGHWOOD PL	7	SE	77764DC	4000	Philips	70	100HPS to 70LED.
1416	35TH ST	POPE ST	7	SE	77732DC	4000	Philips	70	100HPS to 70LED.
43	ANACOSTIA RD	BLAINE ST	7	NE	74019DC	5000	LSG	75	74LED to 75LED.
2718	MINNESOTA AVE	N ST	7	SE	76769DC	5000	LSG	75	74LED to 75LED.
6316	5TH ST	TUCKERMAN ST	4	NW	4H293DC	4000	Philips	30	70H to 30L. 2/3/2015 Correct asset type.
1343	PENNSYLVANIA AVE	POTOMAC AVE	6	SE	65397	4000	Philips	215	400HPS to 215LED.
1121	24TH ST	M ST	2	NW	24800	4000	Philips	30	100H to 30L. 7/5/2016 189INC to 100HPS. ND.
	0 ALABAMA AVE	36TH PL	7	SE	79066DC	4000	Philips	110	250HPS to 110LED.
	0 Q ST	P ST	7	SE	78506DC	4000	Philips	110	250HPS to 110LED.
4228	6TH ST	CHESAPEAKE ST	8	SE	84058DC	4000	Philips	215	250HPS to 215LED.
	1 K ST	HALF ST	6	SW	66984	4000		189	72, 20LED to 30 LED. 10/28/2015 400HPS to 20LED.
43	ANACOSTIA RD	BLAINE ST	7	NE	74018DC	5000	LSG	75	74LED to 75LED.
660	PENNSYLVANIA AVE	7TH ST	6	SE	65325	4000	Philips	215	400HPS to 215LED.
3100	FORT LINCOLN DR	31ST PL	5	NE	58714	4000	Philips	215	250HPS to 215LED.
	0 HAMLIN PL	MILLS AVE	5	NE	58031DC	4000	Philips	110	100HPS to 110LED.
3235	T ST	BRANCH AVE	7	SE	76315DC	4000	Philips	70	100HPS to 72LED.
1400	BRANCH AVE	P ST	7	SE	77579DC	4000	Philips	110	250HPS to 110LED.
604	MELLON ST	MARTIN LUTHER KING JR AVE	8	SE	81777DC	5000	LSG	75	74LED to 75LED.
3225	POPE ST	BRANCH AVE	7	SE	77840DC	4000	Philips	70	100HPS to 72LED.

0 GALLAUDET ST	CORCORAN ST	5	NE	52621DC	4000	Philips	110	400HPS to 110LED.
1801 33RD ST	T ST	7	SE	76313DC	4000	Philips	110	250HPS to 110LED.
756 ATLANTIC ST	8TH ST	8	SE	8A361DC	5000	LSG	75	
1545 GIRARD ST	BRENTWOOD RD	5	NE	5U434	4000	King Luminaire	100	
1239 SUMNER RD	WADE RD	8	SE	8A345	4000	King Luminaire	100	
227 SAVANNAH ST	4TH ST	8	SE	85747DC	4000	Philips	110	250HPS to 110LED.
449 VALLEY AVE	4TH ST	8	SE	83760DC	4000	Philips	215	250H to 215L.
14 CHANNING ST	NORTH CAPITOL ST	5	NW	53008	5000	LSG	75	74LED to 75LED.
3119 G ST	32ND ST	7	SE	76700DC	5000	LSG	75	74LED to 75LED.
1528 11TH ST	RHODE ISLAND AVE	2	NW	2U044	4000	King Luminaire	100	
0 GIRARD ST	16TH ST	5	NE	5U435	4000	King Luminaire	100	
508 MELLON ST	5TH ST	8	SE	86494DC	5000	LSG	75	74LED to 75LED.
1105 Q ST	11TH ST	2	NW	2U046	4000	King Luminaire	100	
1112 Q ST	11TH ST	2	NW	2U047DC	4000	King Luminaire	100	189INC to 100LED. Tag 29306DC removed.
254 MALCOLM X AVE	OAKWOOD ST	8	SE	81837DC	4000	Philips	110	400HPS to 110LED.
3774 HAYES ST	KENILWORTH TER	7	NE	72367DC	4000	Philips	215	400HPS to 215LED.
4287 6TH ST	DARRINGTON ST	8	SE	84050DC	4000	Philips	215	250HPS to 215LED.
1 K ST	SOUTH CAPITOL ST	6	SW	66983	4000		92	72, 110LED to 50LED.10/28/2015 400HPS to 110LED.
844 BURNS ST	HILDRETH ST	7	SE	75987DC	4000	Philips	110	100HPS to 110LED
254 MALCOLM X AVE	OAKWOOD ST	8	SE	81838DC	4000	Philips	110	400HPS to 110LED.
909 5TH ST	VIRGINIA AVE	6	SE	67560	4000	King Luminaire	100	400H to 100L.
0 LIVINGSTON RD	SOUTH CAPITOL ST	8	SE	83811DC	4000	Philips	215	400H to 215L.
1014 SOUTHERN AVE	WHELLER RD	8	SE	84402DC	5000	LSG	75	150HPS to 75LED.
0 35TH ST	CARPENTER ST	7	SE	77727DC	4000	Philips	70	100HPS to 70LED.
1400 OKIE ST	16TH ST	5	NE	52636DC	4000	Philips	215	400HPS to 215LED.
212 36TH ST	CROFFUT PL	7	SE	77327DC	4000	Philips	110	250HPS to 110LED
2700 28TH ST	EVARTS ST	5	NE	58236DC	4000	Philips	110	100H to 110L.
125 FORRESTER ST	MARTIN LUTHER KING JR AVE	8	SW	84695DC	4000	Philips	60	150H to 60L.
618 GALVESTON PL	BARNABY RD	8	SE	84228DC	4000	Philips	110	250H to 110L.
300 W ST	4TH ST	1	NW	1U188	4000	King Luminaire	100	250HPS to 100LED. Pole 13760 replaced.
2129 36TH PL	ALABAMA AVE	7	SE	74978DC	4000	Philips	110	250HPS to 110LED.
202 MALCOLM X AVE	2ND ST	8	SE	81830DC	4000	Philips	110	400HPS to 110LED.
0 MARTIN LUTHER KING JR AVE	MALCOLM X AVE	8	SE	8A116DC	4000	Philips	110	
3639 6TH ST	MISSISSIPPI AVE	8	SE	85593DC	4000	Philips	110	400HPS to 110LED.
211 SAVANNAH ST	4TH ST	8	SE	85749DC	4000	Philips	110	250HPS to 110LED.
613 ELMIRA ST	BARNABY ST	8	SE	84476DC	5000	LSG	75	189INC to 75LED.
4232 6TH ST	DARRINGTON ST	8	SE	84057DC	4000	Philips	215	250HPS to 215LED.
1912 T ST	21ST PL	8	SE	79263DC	4000	Philips	110	250HPS to 110LED.
1824 SWANN ST	18TH ST	2	NW	26815	5000	LSG	75	100HPS to 75LED.
211 OGLETHORPE ST	2ND ST	4	NW	4N527DC	5000	LSG	75	295INC to 75LED.
129 GALVESTON PL	MARTIN LUTHER KING JR AVE	8	SW	84747DC	5000	LSG	75	74LED to 75LED.
0 ALABAMA AVE	9TH ST	8	SE	85424DC	4000	Philips	110	400HPS to 110LED. Arm.
200 MALCOLM X AVE	INTERSTATE 295	8	SE	8A126DC	4000	Philips	110	400HPS to 110LED.
0 11TH PL	SAVANNAH ST	8	SE	85480DC	4000	Philips	110	250H to 110L.
3525 HIGHWOOD DR	CARPENTER ST	7	SE	77758DC	4000	Philips	70	100HPS to 70LED.
0 38TH ST	POPE ST	7	SE	7776DC	4000	Philips	110	100HPS to 110LED.
750 ATLANTIC ST	8TH ST	8	SE	8A360DC	5000	LSG	75	
746 ATLANTIC ST	8TH ST	8	SE	8A359DC	5000	LSG	75	
5901 CLAY ST	59TH ST	7	NE	72927DC	5000	LSG	75	74LED to 75LED.
0 16TH ST	MILITARY RD	4	NW	4E677	4000	King Luminaire	200	400HPS to 200LED. Pole, fixture replace, relocate.
0 14TH ST	MILITARY RD	4	NW	4E165	4000	Philips	215	400HPS to 215LED. Pole, fixture replace.
818 TUCKERMAN ST	9TH ST	4	NW	4H271DC	4000	Philips	70	100HPS to 70LED.
2660 DOUGLAS PL	SAYLES PL	8	SE	81463DC	4000	Philips	215	250HPS to 215LED.
4417 POLK ST	44TH ST	7	NE	70143DC	5000	LSG	75	74LED to 75LED.
5622 9TH ST	MADISON ST	4	NW	4N707DC	4000	Philips	35	70HPS to 35LED.
328 60TH ST	DIX ST	7	NE	72888DC	5000	LSG	75	74LED to 75LED.
5620 9TH ST	MADISON ST	4	NW	4N710DC	4000	Philips	35	70HPS to 35LED.
515 SHERIDAN ST	5TH ST	4	NW	4N019DC	4000	Philips	70	295INC to 72LED.
6657 13TH ST	WHITTIER PL	4	NW	4D060DC	4000	Philips	70	100HPS to 72LED.
0 BARNEY CIR	KENTUCKY AVE	6	SE	6U670	4000	King Luminaire	200	400HPS to 200LED. Pole 65366 replaced.
301 FRANKLIN ST	LINCOLN RD	5	NE	56417	4000	Philips	215	250HPS to 215LED. Pole replaced.
3605 EASTERN AVE	MONROE ST	5	NE	57508DC	4000	Philips	215	250HPS to 215LED.
518 TUCKERMAN ST	5TH ST	4	NW	4H294DC	4000	Philips	30	70H to 30L. 2/3/2015 Correct asset type.
900 ASPEN ST	GEORGIA AVE	4	NW	4D389DC	4000	Philips	110	100HPS to 110LED.
930 MADISON ST	GEORGIA AVE	4	NW	4N716DC	4000	Philips	35	70HPS to 35LED.
77 FORRESTER ST	MARTIN LUTHER KING JR AVE	8	SW	84693DC	4000	Philips	60	150H to 60L.
6430 8TH ST	UNDERWOOD ST	4	NW	4H255DC	4000	Philips	60	295I to 60L.
5307 E ST	53RD ST	7	SE	75643DC	4000	Philips	110	250HPS to 110LED.
725 QUACKENBOS ST	8TH ST	4	NW	4N444DC	4000	Philips	35	295INC to 35LED.
1200 1ST ST	N ST	6	SE	68497	5000	LSG	75	150HPS to 75LED.
1200 1ST ST	N ST	6	SE	68499	4000	King Luminaire	100	150HPS to 100LED.
0 FRANKLIN D ROOSEVELT PL	BARNES ST	7	NE	72499	4000	King Luminaire	100	250H to 100L, pole replace.
1914 WEST VIRGINIA AVE	CENTRAL PL	5	NE	52691DC	4000	Philips	215	400HPS to 215LED.
654 ACKER PL	7TH ST	6	NE	61828	5000	LSG	75	175MV to 75LED.
413 9TH ST	D ST	6	NE	63289	5000	LSG	75	189INC to 75LED.
0 46TH ST	EASY PL	7	SE	75660DC	4000	Philips	135	250HPS to 135LED.
3612 ALABAMA AVE	36TH PL	7	SE	79069DC	4000	Philips	110	250HPS to 110LED.
1943 ALABAMA AVE	FREDERICK DOUGLASS PL	8	SE	82808DC	4000	Philips	215	400H to 215L.
4023 WHEELER RD	BARNABY TER	8	SE	84437DC	5000	LSG	75	74LED to 75LED.
500 46TH ST	BENNING RD	7	SE	75690DC	4000	Philips	135	250HPS to 135LED.
5123 B ST	53RD ST	7	SE	75259DC	4000	Philips	135	250HPS to 135LED.
1730 33RD PL	PENNSYLVANIA AVE	7	SE	77693DC	4000	Philips	70	100HPS to 72LED.
3519 POPE ST	35TH ST	7	SE	77753DC	4000	Philips	70	100HPS to 72LED.
4707 BASS PL	BASS CIR	7	SE	75140DC	4000	Philips	135	250HPS to 135LED.
443 NEW YORK AVE	4TH ST	6	NW	6M766	5000	LSG	75	250HPS to 100LED.
3610 CARPENTER ST	HIGHWOOD DR	7	SE	77770DC	4000	Philips	70	100HPS to 70LED.
164 35TH ST	AMES ST	7	NE	74111DC	5000	LSG	75	175MV to 75LED.
5201 EAST CAPITOL ST	52ND ST	7	SE	73125DC	5000	LSG	75	74LED to 75LED.
0 MILITARY RD	16TH ST	4	NW	4E249	4000	Philips	110	400HPS to 110LED. Pole, fixture replace.
820 SOMERSET PL	9TH ST	4	NW	4H311DC	4000	Philips	70	295INC to 72LED.
24 DANBURY ST	1ST ST	8	SE	84727DC	5000	LSG	75	74LED to 75LED.
1916 SAVANNAH PL	18TH PL	8	SE	82635DC	5000	LSG	75	150HPS to 75LED.
2220 30TH ST	ALABAMA AVE	7	SE	78977DC	5000	LSG	75	74LED to 75LED.
1838 T ST	T PL	8	SE	79265DC	4000	Philips	110	250HPS to 110LED.
6618 13TH PL	VAN BUREN ST	4	NW	4D425DC	4000	Philips	35	70HPS to 35LED.
2520 11TH ST	CLIFTON ST	1	NW	12353	4000	Philips	30	189I to 30L.
2536 11TH ST	CLIFTON ST	1	NW	12351	4000	Philips	30	100H to 30L. 6/14/2016 189INC to 100HPS.
0 BENNING RD	ANACOSTIA AVE	5	NE	74687	4000	Philips	215	400H to 215L.
0 5TH ST	L ST	6	SE	67553	4000	King Luminaire	100	400H to 100L.

2242 MOUNT VIEW PL	VALLEY PL	8	SE	80636DC	5000	LSG	75	74LED to 75LED.
223 54TH ST	CLAY ST	7	NE	7A267DC	5000	LSG	54	
5111 ASTOR PL	51ST ST	7	SE	75224DC	4000	Philips	135	250HPS to 135LED.
1737 HIGHWOOD DR	HIGHWOOD DR	7	SE	77762DC	4000	Philips	70	100HPS to 70LED.
3918 R ST	40TH ST	7	SE	77986DC	4000	Philips	215	250HPS to 215LED.
3651 HIGHWOOD DR	POPE ST	7	SE	77744DC	4000	Philips	70	100HPS to 70LED.
4018 ALABAMA AVE	41ST ST	7	SE	77595DC	4000	Philips	30	70H to 30L.
2122 SUITLAND TER	SOUTHERN AVE	7	SE	75000DC	4000	Philips	110	250HPS to 110LED.
3707 ALABAMA AVE	37TH ST	7	SE	79059DC	4000	Philips	110	250HPS to 110LED.
4161 ALABAMA AVE	BECK ST	7	SE	77283DC	5000	LSG	75	74LED to 75LED.
4627 13TH ST	CRITTENDEN ST	4	NW	4U122DC	4000	Philips	110	
4300 13TH ST	ALLISON ST	4	NW	4U142	4000	Philips	110	400HPS to 110LED. Pole 4K 428 replaced.
0 RHODE ISLAND AVE	17TH ST	2	NW	2U755	4000	King Luminaire	100	400HPS to 100LED. Pole 26387 replaced.
714 GIRARD ST	GEORGIA AVE	1	NW	12427	4000	Philips	30	189INC to 30LED.
906 SAVANNAH ST	10TH PL	8	SE	85926DC	4000	Philips	110	250H to 110L.
1367 SPRING RD	14TH ST	4	NW	4I634	4000	Philips	30	70H to 30L.
1349 SPRING RD	13TH ST	4	NW	4I630	4000	Philips	30	189I to 30L.
526 46TH ST	BENNING RD	7	SE	75688DC	4000	Philips	135	250HPS to 135LED.
1123 44TH PL	H ST	7	SE	75898DC	4000	Philips	135	250HPS to 135LED.
0 BRANCH AVE	P ST	7	SE	77580DC	4000	Philips	110	250HPS to 110LED.
1322 QUINCY ST	13TH ST	4	NW	4I628	4000	Philips	30	70H to 30L.
1227 44TH PL	REED TER	7	SE	75906DC	4000	Philips	135	250HPS to 135LED.
0 TEXAS AVE	S ST	7	SE	77813DC	4000	Philips	70	100HPS to 70LED.
3635 HIGHWOOD DR	POPE ST	7	SE	77742DC	4000	Philips	70	100HPS to 70LED.
3030 Q ST	31ST ST	7	SE	78510DC	4000	Philips	110	250HPS to 110LED.
3825 ALABAMA AVE	PENNSYLVANIA AVE	7	SE	77876DC	4000	Philips	110	250HPS to 110LED.
35 53RD ST	CENTRAL AVE	7	SE	73119DC	5000	LSG	75	74LED to 75LED.
1316 GALLATIN ST	13TH ST	4	NW	4R048DC	4000	Philips	35	175MV to 35LED.
805 7TH ST	H ST	6	NE	61997	5000	LSG	75	70HPS to 75LED.
5055 B ST	51ST ST	7	SE	75253DC	4000	Philips	135	250HPS to 135LED.
4400 LIVINGSTON RD	3RD ST	8	SE	83796DC	4000	Philips	215	400H to 215L.
0 HIGHWOOD DR	NASH PL	7	SE	77706DC	4000	Philips	70	100HPS to 70LED.
1226 EUCLID ST	13TH ST	1	NW	12344	4000	Philips	30	100H to 30L.
1348 EMERALD ST	14TH ST	6	NE	62589	5000	LSG	75	189INC to 75LED.
204 36TH ST	BLAINE ST	7	NE	74073DC	5000	LSG	75	74LED to 75LED.
1231 45TH PL	REED TER	7	SE	75884DC	5000	LSG	75	74LED to 75LED.
0 22ND ST	22ND ST	8	SE	82815DC	4000	Philips	215	400H to 215L.
123 FRANKLIN ST	LINCOLN RD	5	NE	56238	4000	Philips	215	400HPS to 215LED.
800 MAINE AVE	9TH ST	6	SW	66562	4000	Philips	200	400HPS to 200LED.
0 5TH ST	M ST	6	SE	67550	4000	King Luminaire	100	250H to 100L.
432 4TH ST	E ST	6	NE	61478	5000	LSG	75	100HPS to 75LED.
4831 BASS PL	49TH ST	7	SE	75136DC	4000	Philips	135	400HPS to 135LED.
350 63RD ST	DIX ST	7	NE	73009DC	5000	LSG	75	175MV to 75LED. Correct LWF.
2603 DOUGLASS RD	STANTON RD	8	SE	81456DC	4000	Philips	215	250HPS to 215LED.
853 51ST ST	SOUTHERN AVE	7	SE	75490DC	5000	LSG	75	74LED to 75LED.
3915 R ST	FORT DAVIS ST	7	SE	77935DC	4000	Philips	70	70HPS to 72LED.
3900 R ST	ALABAMA AVE	7	SE	77891DC	4000	Philips	215	250HPS to 215LED.
1807 FORT DAVIS ST	S ST	7	SE	77884DC	5000	LSG	50	70HPS to 50LED.
3112 24TH ST	IRVING ST	8	SE	83074DC	4000	Philips	110	150H to 110L.
1139 44TH PL	HILLSIDE RD	7	SE	75900DC	4000	Philips	135	250HPS to 135LED.
0 SAYLES PL	DOUGLAS PL	8	SE	81466DC	4000	Philips	215	250HPS to 215LED.
210 MALCOLM X AVE	2ND ST	8	SE	81831DC	4000	Philips	110	400HPS to 110LED.
200 MALCOLM X AVE	INTERSTATE 295	8	SE	81828DC	4000	Philips	110	400HPS to 110LED.
0 HANNA PL	46TH ST	7	SE	75673DC	4000	Philips	135	250HPS to 135LED.
0 46TH ST	B ST	7	SE	75058DC	4000	Philips	135	400HPS to 135LED.
0 HILLSIDE RD	CHAPLIN ST	7	SE	75973DC	5000	LSG	75	400HPS to 75LED.
5011 B ST	50TH ST	7	SE	75248DC	4000	Philips	135	250HPS to 135LED.
77 DARRINGTON ST	MARTIN LUTHER KING JR AVE	8	SW	84837DC	5000	LSG	75	74LED to 75LED.
3647 6TH ST	MISSISSIPPI AVE	8	SE	85591DC	4000	Philips	110	400HPS to 110LED.
3222 10TH PL	SAVANNAH ST	8	SE	85495DC	4000	Philips	110	100H to 110L.
0 5TH ST	ALABAMA AVE	8	SE	85612DC	4000	Philips	110	250HPS to 110LED.
0 8TH ST	TEWKESBURY PL	4	NW	4H243DC	4000	Philips	60	295I to 60L.
2323 HARTFORD ST	24TH PL	8	SE	83052DC	4000	Philips	110	150HPS to 110LED.
200 CHESAPEAKE ST	BRANDYWINE ST	8	SE	84799DC	5000	LSG	75	175MV to 75LED.
0 WHEELER RD	MISSISSIPPI AVE	8	SE	83881DC	4000	Philips	215	400HPS to 215LED.
0 CARPENTER ST	HIGHWOOD DR	7	SE	77698DC	4000	Philips	70	100HPS to 72LED.
4233 6TH ST	CHESAPEAKE ST	8	SE	84431DC	5000	LSG	75	189INC to 75LED.
4821 7TH ST	DECATUR ST	5	NE	51097DC	4000	Philips	70	100HPS to 72LED.
6117 DIX ST	61ST ST	7	NE	72892DC	5000	LSG	75	74LED to 75LED.
165 35TH ST	BLAINE ST	7	NE	74079DC	5000	LSG	75	74LED to 75LED.
621 ELMIRA ST	BARNABY ST	8	SE	84475DC	5000	LSG	75	189INC to 75LED.
102 FORRESTER ST	MARTIN LUTHER KING JR AVE	8	SW	84674DC	4000	Philips	110	250H to 110L.
4934 B ST	50TH ST	7	SE	75245DC	4000	Philips	135	250HPS to 135LED.
2809 JASPER ST	28TH ST	8	SE	82962DC	5000	LSG	75	74LED to 75LED.
2448 ALABAMA AVE	IRVING PL	8	SE	83085DC	4000	Philips	35	70HPS to 35LED.
1445 RITTENHOUSE ST	16TH ST	4	NW	4D098DC	4000	Philips	70	100HPS to 72LED.
606 FORRESTER ST	6TH ST	8	SE	84224DC	4000	Philips	110	400H to 110L. 10/5/2016 Correct W.
0 MALCOLM X AVE	INTERSTATE 295	8	SE	81826DC	4000	Philips	110	400HPS to 110LED.
704 ALABAMA AVE	7TH ST	8	SE	85419DC	4000	Philips	110	400HPS to 110LED. Arm.
0 LYNDALE PL	MINNESOTA AVE	7	SE	77994DC	4000	Philips	110	250H to 110L.
2005 36TH ST	U ST	7	SE	74952DC	4000	Philips	110	250H to 110L.
1616 RIGGS PL	17TH ST	2	NW	26497	5000	LSG	75	175MV to 75LED.
2320 PAYNE TER	MAPLE VIEW PL	8	SE	80630DC	4000	Philips	215	250H to 215L.
3414 CARPENTER ST	34TH ST	7	SE	77725DC	4000	Philips	70	100HPS to 70LED.
4412 LIVINGSTON RD	3RD ST	8	SE	83798DC	4000	Philips	215	250H to 215L.
3248 O ST	CARPENTER ST	7	SE	77682DC	4000	Philips	70	100HPS to 70LED.
1200 BRANCH AVE	N ST	7	SE	77569DC	4000	Philips	110	250HPS to 110LED.
5515 SHERIER PL	CATHEDRAL AVE	3	NW	39111DC	5000	LSG	50	189INC to 54LED.
4343 HARRISON ST	44TH ST	3	NW	30864DC	4000	Philips	70	295INC to 72LED.
2441 ELVANS RD	STANTON RD	8	SE	83169DC	2700	General Electric	100	250H to 100L. Test
3343 HIGHWOOD DR	CARPENTER ST	7	SE	77700DC	4000	Philips	70	100HPS to 70LED.
10 GALVESTON PL	FORRESTER ST	8	SW	84657DC	5000	LSG	75	74LED to 75LED.
3217 11TH PL	SAVANNAH ST	8	SE	85485DC	4000	Philips	110	100H to 110L.
2145 36TH PL	ALABAMA AVE	7	SE	74980DC	4000	Philips	110	250HPS to 110LED.
1503 38TH ST	POPE ST	7	SE	77778DC	4000	Philips	110	100HPS to 110LED.
0 BRANCH AVE	Q ST	7	SE	77582DC	4000	Philips	110	250HPS to 110LED.
3714 UNIVERSITY AVE	QUEBEC ST	3	NW	33702	4000	King Luminaire	100	405INC to 100LED.
233 SAVANNAH ST	4TH ST	8	SE	85746DC	4000	Philips	110	250HPS to 110LED.
1300 46TH ST	SOUTHERN AVE	7	SE	75655DC	4000	Philips	135	250HPS to 135LED.

1155	44TH PL	HILLSIDE RD	7	SE	75902DC	4000	Philips	135	250HPS to 135LED.
3516	ELY PL	ANACOSTIA RD	7	SE	76960DC	4000	Philips	110	250HPS to 110LED.
542	MELLON ST	5TH ST	8	SE	81778DC	5000	LSG	75	74LED to 75LED.
2476	5TH ST	HOWARD PL	1	NW	13531	4000	King Luminaire	120	250H to 120L.
12	BURNS ST	EAST CAPITOL ST	7	NE	74016DC	5000	LSG	75	74LED to 75LED.
830	HILLTOP TER	ALABAMA AVE	7	SE	76131DC	4000	Philips	30	70H to 30L.
2013	ALABAMA AVE	FREDERICK DOUGLASS PL	8	SE	82810DC	4000	Philips	215	400H to 215L.
102	58TH ST	EAST CAPITOL ST	7	SE	73646DC	5000	LSG	75	74LED to 75LED.
5	46TH ST	EAST CAPITOL ST	7	SE	75063DC	4000	Philips	135	250HPS to 135LED.
3516	CARPENTER ST	35TH ST	7	SE	77735DC	4000	Philips	70	100HPS to 70LED.
111	56TH ST	AYERS PL	7	SE	73408DC	5000	LSG	75	175MV to 75LED.
0	MILITARY RD	16TH ST	4	NW	4E252	4000	Philips	110	400HPS to 110LED. Pole, fixture replace.
616	FORRESTER ST	BARNABY RD	8	SE	84225DC	4000	Philips	110	400H to 110L.
1310	SOUTHERN AVE		8	SE	86518DC	4000	Philips	215	250HPS to 215LED.
706	46TH ST	HILLTOP TER	7	SE	75676DC	4000	Philips	135	250HPS to 135LED.
624	RIDGE RD	TEXAS AVE	7	SE	76844DC	4000	Philips	110	250HPS to 110LED.
0	ALABAMA AVE	HILLSIDE RD	7	SE	75936DC	5000	LSG	75	250HPS to 75LED.
723	SHERIDAN ST	8TH ST	4	NW	4N011DC	4000	Philips	70	295INC to 72LED.
0	MILITARY RD	16TH ST	4	NW	4E254	4000	Philips	110	400HPS to 110LED. Pole, fixture replace.
3007	W ST	30TH ST	7	SE	78981DC	5000	LSG	75	74LED to 75LED.
3304	CROFFUT PL	34TH ST	7	SE	76423DC	4000	Philips	110	250HPS to 110LED.
5337	ASTOR PL	CENTRAL AVE	7	SE	75573DC	4000	Philips	135	250HPS to 135LED.
3116	Q ST	31ST ST	7	SE	78515DC	4000	Philips	110	250HPS to 110LED.
3714	ELY PL	37TH PL	7	SE	76946DC	4000	Philips	110	250HPS to 110LED.
6319	7TH ST	SOMERSET PL	4	NW	4H298DC	4000	Philips	30	70H to 30L. 2/3/2015 Correct asset type.
3107	E ST	32ND ST	7	SE	76464DC	4000	Philips	30	70HPS to 30LED.
1536	FORT DAVIS ST	Q ST	7	SE	77917DC	5000	LSG	75	74LED to 75LED.
1800	38TH ST	PENNSYLVANIA AVE	7	SE	77822DC	4000	Philips	110	100HPS to 110LED.
2505	N ST	MINNESOTA AVE	7	SE	76772DC	5000	LSG	75	74LED to 75LED.
0	MILITARY RD	17TH ST	4	NW	4E255	4000	Philips	110	400HPS to 110LED. Pole, fixture replace.
1538	41ST ST	SOUTHERN AVE	7	SE	78311DC	5000	LSG	75	74LED to 75LED.
0	S ST	38TH ST	7	SE	77820DC	4000	Philips	110	100HPS to 110LED.
3663	HIGHWOOD DR	POPE ST	7	SE	77745DC	4000	Philips	70	100HPS to 70LED.
1836	S ST	19TH ST	8	SE	80449DC	4000	Philips	60	150H to 60L.
0	GARRISON ST	42ND ST	3	NW	3A332DC	4000	Philips	110	
1901	GARRAMA AVE	WEBSTER PL	8	SE	82805DC	4000	Philips	215	400H to 215L.
4318	H ST	CHAPLIN ST	7	SE	76126DC	4000	Philips	30	70H to 30L.
3712	CARPENTER ST	TEXAS AVE	7	SE	77773DC	4000	Philips	70	100HPS to 70LED.
0	MILITARY RD	16TH ST	4	NW	4E680	4000	Philips	110	250HPS to 110LED. Pole, fixture replace, relocate.
528	SOMERSET PL	5TH ST	4	NW	4H295DC	4000	Philips	30	70H to 30L. 2/3/2015 Correct asset type.
1229	HALF ST	M ST	6	SW	67316	5000	LSG	50	150HPS to 50LED. Correct LWF, asset type.
6106	CLAY ST	61ST ST	7	NE	72897DC	5000	LSG	75	74LED to 75LED.
4610	LIVINGSTON RD	3RD ST	8	SE	83806DC	4000	Philips	215	400H to 215L.
3050	MONROE ST	BRENTWOOD RD	5	NE	57535DC	4000	Philips	70	100HPS to 70LED.
3105	35TH ST	BLADENSBURG RD	5	NE	58726DC	4000	Philips	70	150HPS to 60LED.
662	46TH ST	G ST	7	SE	75679DC	4000	Philips	135	250HPS to 135LED.
532	QUINTANA PL	5TH ST	4	NW	4N360DC	4000	Philips	70	295INC to 70LED.
1200	1ST ST	N ST	6	SE	68503	4000	King Luminaire	100	150HPS to 100LED.
4230	DIX ST	44TH ST	7	NE	71758DC	5000	LSG	75	74LED to 75LED.
1511	ROXANNA RD	NORTHGATE RD	4	NW	4C840DC	5000	LSG	75	70HPS to 75LED.
2000	WEST VIRGINIA AVE	FENWICK ST	5	NE	52686DC	4000	Philips	215	400HPS to 215LED.
1408	DELAFIELD PL	15TH ST	4	NW	4F656DC	4000	Philips	35	189INC to 30LED.
30	KENNEDY ST	1ST ST	4	NW	4M655DC	4000	Philips	35	70HPS to 35LED.
1028	BUCHANAN ST	12TH ST	5	NE	51055DC	5000	LSG	75	150HPS to 75LED.
55	MICHIGAN AVE	FRANKLIN ST	5	NE	53281DC	4000	Philips	215	400HPS to 215LED.
1350	QUINCY ST	13TH ST	4	NW	4J631DC	4000	Philips	30	100H to 30L. 6/7/2016 Correct W.
5116	5TH ST	HAMILTON ST	4	NW	4M770	4000	Philips	35	100HPS to 35LED.
100	SAVANNAH ST	MARTIN LUTHER KING JR AVE	8	SE	85245DC	4000	Philips	110	250HPS to 110LED.
3210	8TH ST	ALABAMA AVE	8	SE	85522DC	5000	LSG	75	175MV to 75LED.
2000	16TH ST	NEW YORK AVE	5	NE	58002DC	4000	Philips	110	250HPS to 110LED.
3822	CARPENTER ST	38TH ST	7	SE	77784DC	4000	Philips	70	100HPS to 70LED.
3368	6TH ST	TRENTON ST	8	SE	85599DC	4000	Philips	110	400HPS to 110LED.
1229	SAVANNAH PL	12TH PL	8	SE	85463DC	4000	Philips	110	250H to 110L. 4/26/2016 Correct W.
1333	GALLATIN ST	14TH ST	4	NW	4E324DC	5000	LSG	50	70HPS to 50LED.
0	P ST	7TH ST	6	NW	6A807	4000	King Luminaire	150	400HPS to 150LED. 25805
3724	UNIVERSITY AVE	QUEBEC ST	3	NW	33704	4000	King Luminaire	100	405INC to 100LED.
1100	4TH ST	NEW YORK AVE	6	NW	60420	4000	King Luminaire	100	400HPS to 100LED. Pole, fixture replaced.
4910	NANNIE HELEN BURROUGHS AVE	49TH PL	7	NE	70420DC	5000	LSG	75	74LED to 75LED.
0	36TH PL	ALABAMA AVE	7	SE	79067DC	4000	Philips	110	250HPS to 110LED.
2063	36TH ST	ALABAMA AVE	7	SE	74945DC	4000	Philips	110	250H to 110L.
3360	6TH ST	SAVANNAH ST	8	SE	85601DC	4000	Philips	110	400HPS to 110LED.
4414	LIVINGSTON RD	3RD ST	8	SE	83797DC	4000	Philips	215	400H to 215L.
3308	BROTHERS PL	WACLARK PL	8	SE	85324DC	5000	LSG	75	74LED to 75LED.
2512	5TH ST	HOWARD PL	1	NW	13528	4000	King Luminaire	120	250H to 120L.
901	RITTENHOUSE ST	9TH ST	4	NW	4N146DC	4000	Philips	110	100HPS to 110LED.
900	PEABODY ST	GEORGIA AVE	4	NW	4N091DC	4000	Philips	215	400HPS to 215LED.
2145	SUITLAND TER	SOUTHERN AVE	7	SE	74999DC	4000	Philips	110	250HPS to 110LED.
880	YUMA ST	9TH ST	8	SE	84359DC	5000	LSG	75	189INC to 75LED.
914	ALABAMA AVE	10TH PL	8	SE	85426DC	4000	Philips	110	400HPS to 110LED. Arm.
4526	13TH ST	BUCHANAN ST	4	NW	4U130	4000	Philips	110	400HPS to 110LED. Pole 4K421 replaced.
4344	ELLCOTT ST	44TH ST	3	NW	38266DC	5000	LSG	75	150HPS to 75LED.
1414	JUNIPER ST	14TH ST	4	NW	4C895DC	5000	LSG	75	189INC to 75LED.
421	ALABAMA AVE	MARTIN LUTHER KING JR AVE	8	SE	85669DC	4000	King Luminaire	200	250HPS to 200LED.
4303	SOUTH CAPITOL TER	BRANDYWINE ST	8	SW	84836DC	5000	LSG	75	74LED to 75LED.
1233	SAVANNAH PL	13TH ST	8	SE	85464DC	4000	Philips	110	250H to 110L. 4/26/2016 Correct W.
819	13TH ST	WYLIE ST	6	NE	62472	4000	Philips	215	400HPS to 215LED.
4529	BURLINGTON PL	46TH ST	3	NW	3F013DC	5000	LSG	54	189INC to 54LED.
3200	6TH ST	ALABAMA AVE	8	SE	85611DC	4000	Philips	110	400HPS to 110LED.
3211	6TH ST	ALABAMA AVE	8	SE	85610DC	4000	Philips	110	400HPS to 110LED.
0	ASTOR PL	50TH ST	7	SE	75233DC	4000	Philips	135	250HPS to 135LED.
0	K ST	12TH ST	6	SE	66090	4000	Philips	215	400HPS to 215LED.
901	HALF ST	K ST	6	SE	6U344	4000	King Luminaire	100	400H to 100L. 67434 pp to up. 8/12/2015 Correct W.
1734	TAYLOR ST	18TH ST	4	NW	4F515DC	5000	LSG	75	70HPS to 75LED.
600	FORRESTER ST	6TH ST	8	SE	84223DC	4000	Philips	110	250H to 110L.
4330	LIVINGSTON RD	OLD LIVINGSTON RD	8	SE	83793DC	4000	Philips	215	400H to 215L.
7418	9TH ST	GERANIUM ST	4	NW	4D814DC	4000	Philips	70	295INC to 70LED.
3577	TEXAS AVE	CARPENTER ST	7	SE	77804DC	4000	Philips	70	100HPS to 70LED.
2008	SAVANNAH PL	18TH PL	8	SE	82639DC	5000	LSG	75	189INC to 75LED.
2408	MARTIN LUTHER KING JR AVE	TALBERT ST	8	SE	82146DC	4000	Philips	60	150H to 60L.

1539	PENNSYLVANIA AVE	BARNEY CIR	6	SE	65381	4000	Philips	215	400HPS to 215LED.
427	6TH ST	LEXINGTON PL	6	NE	61810	5000	LSG	75	100HPS to 75LED.
1218	E ST	12TH ST	6	NE	62569	5000	LSG	75	189INC to 75LED.
4051	GRANT ST	42ND ST	7	NE	71421DC	5000	LSG	75	74LED to 75LED.
1707	H ST	17TH ST	2	NW	28061	4000	Philips	215	400HPS to 215LED.
153	GALVESTON ST	MARTIN LUTHER KING JR AVE	8	SW	84745DC	5000	LSG	75	74LED to 75LED.
0	T ST	21ST PL	8	SE	79261DC	4000	Philips	110	400HPS to 110LED.
3486	23RD ST	SOUTHERN AVE	8	SE	82545DC	5000	LSG	75	189INC to 75LED.
4248	DIX ST	44TH ST	7	NE	71757DC	5000	LSG	75	74LED to 75LED.
4429	GRANT ST	44TH ST	7	NE	71446DC	4000	Philips	70	250HPS to 70LED. Arm and Fixture.
0	PENNSYLVANIA AVE	POTOMAC AVE	6	SE	65393	4000	Philips	215	400HPS to 215LED.
1894	SAVANNAH PL	18TH PL	8	SE	82632DC	5000	LSG	75	150HPS to 75LED.
242	MALCOLM X AVE	OAKWOOD ST	8	SE	81835DC	4000	Philips	110	400HPS to 110LED.
2322	NICHOLSON ST	PROUT ST	7	SE	81078DC	4000	Philips	60	150H to 60L.
0	SAVANNAH ST	6TH ST	8	SE	85605DC	4000	Philips	110	400HPS to 110LED.
610	GALVESTON PL	6TH ST	8	SE	84229DC	4000	Philips	110	250H to 110L.
0	ALABAMA AVE	9TH PL	8	SE	85425DC	4000	Philips	110	400HPS to 110LED. Arm.
70	FORRESTER ST	MARTIN LUTHER KING JR AVE	8	SW	84677DC	4000	Philips	110	250H to 110L.
514	ATLANTIC ST	6TH ST	8	SE	84447DC	5000	LSG	75	400MH to 75LED.
608	ATLANTIC ST	6TH ST	8	SE	84445DC	5000	LSG	75	400MH to 75LED.
641	GALLATIN ST	7TH ST	4	NW	4M777	4000	Philips	35	100HPS to 35LED.
608	MELLON ST	MARTIN LUTHER KING JR AVE	8	SE	81776DC	5000	LSG	75	74LED to 75LED.
4336	LIVINGSTON RD	OLD LIVINGSTON RD	8	SE	83795DC	4000	Philips	215	400H to 215L.
518	MELLON ST	5TH ST	8	SE	81780DC	5000	LSG	75	74LED to 75LED.
618	RIDGE RD	TEXAS AVE	7	SE	76843DC	4000	Philips	110	250HPS to 110LED.
0	48TH PL	FOOTE ST	7	NE	72021DC	4000	King Luminaire	100	400HPS to 100LED. Correct LWF.
1100	DELAWARE AVE	M ST	6	NE	65318	4000	King Luminaire	100	250H to 100L.
4303	JAY ST	43RD PL	7	NE	7A284DC	5000	LSG	75	
2111	T ST	21ST PL	8	SE	79281DC	4000	Philips	35	150HPS to 35LED.
	METROPOLITAN BRANCH TRAIL	FRANKLIN ST	5	NE	5T0001	4000	Philips	35	Convert to 35LED.
	METROPOLITAN BRANCH TRAIL	FRANKLIN ST	5	NE	5T0002	4000	Philips	35	Convert to 35LED.
	METROPOLITAN BRANCH TRAIL	FRANKLIN ST	5	NE	5T0004	4000	Philips	35	Convert to 35LED.
	METROPOLITAN BRANCH TRAIL	FRANKLIN ST	5	NE	5T0006	4000	Philips	35	Convert to 35LED.
	METROPOLITAN BRANCH TRAIL	FRANKLIN ST	5	NE	5T0007	4000	Philips	35	Convert to 35LED.
0	BENNING RD	ANACOSTIA AVE	7	NE	74447DC	4000	Philips	215	400H to 215L.
0	BENNING RD	ANACOSTIA AVE	7	NE	74449DC	4000	Philips	215	400H to 215L.
0	BENNING RD	NONE	7	NE	74451DC	4000	Philips	215	400h to 215L.
0	BENNING RD	NONE	7	NE	74453DC	4000	Philips	215	400h to 215L.
0	BENNING RD	NONE	7	NE	74454DC	4000	Philips	215	400h to 215L.
200	M ST	2ND ST	6	NE	65363	4000	King Luminaire	100	250H to 100L.
200	M ST	2ND ST	6	NE	65364	4000	King Luminaire	100	250H to 100L.
200	M ST	3RD ST	6	NE	65365	4000	King Luminaire	100	250H to 100L.
700	2ND ST	G ST	6	NE	65285	4000	King Luminaire	100	250HPS to 100LED. Pole replaced.
700	2ND ST	H ST	6	NE	6L514	4000	King Luminaire	100	250HPS to 100LED.
3351	QUESADA ST	BROAD BRANCH RD	4	NW	4B521DC	5000	LSG	50	75LED to 50LED.
0	FIRTH STERLING AVE	SUMNER RD	8	SE	8M086	4000	Philips	110	
725	17TH ST	H ST	2	NW	23431	4000	Philips	215	400HPS to 215LED.
	H ST	17TH ST	2	NW	2L222	4000	Philips	215	400HPS to 215LED.
925	13TH ST	I ST	2	NW	22827	4000	Philips	200	400HPS to 200LED.
1100	DELAWARE AVE	M ST	6	NE	65315	4000	King Luminaire	100	250H to 100L. 2/11/2009 Pole 61287 replaced.
1100	DELAWARE AVE	M ST	6	NE	65317	4000	King Luminaire	100	250H to 100L. 2/11/2009 Pole 61286 replaced.
0	BUNKER HILL RD	9TH ST	5	NE	56600DC	4000	Philips	215	250HPS to 215LED.
2400	IRVING PL	ALABAMA AVE	8	SE	83084DC	4000	Philips	110	150H to 110L.
601	FARRAGUT ST	5TH ST	4	NW	4R574	4000	Philips	35	100HPS to 35LED.
1009	11TH ST	K ST	2	NW	29616	4000	Philips	24	100HPS to 24LED.
900	22ND ST	PENNSYLVANIA AVE	2	NW	2M291	4000	King Luminaire	100	250HPS to 100LED. 2/8/2012 Pole 28305 replaced.
0	M ST	SOUTH CAPITOL ST	6	SE	6M787	4000	King Luminaire	120	400H to 215L.
0	M ST	SOUTH CAPITOL ST	6	SE	6M791	4000	King Luminaire	200	400H to 200L.
0	M ST	SOUTH CAPITOL ST	6	SE	6M792	4000	King Luminaire	200	400H to 200L.
0	46TH ST	G ST	7	SE	75677DC	4000	Philips	135	250HPS to 135LED.
2201	M ST	22ND ST	2	NW	23714	4000	King Luminaire	100	400HPS to 100LED. Pole, fix replace, relocate.
125	MICHIGAN AVE	FRANKLIN ST	5	NE	53279DC	4000	Philips	215	400MV to 215LED.
648	CHAPLIN ST	G ST	7	SE	76160DC	5000	LSG	75	74LED to 75LED.
1015	HALF ST	L ST	6	SE	6B102	4000	King Luminaire	100	
3730	S ST	38TH ST	7	SE	77819DC	4000	Philips	70	100HPS to 70LED.
3631	6TH ST	MISSISSIPPI AVE	8	SE	85596DC	4000	Philips	110	400HPS to 110LED.
920	PEABODY ST	9TH ST	4	NW	4N090DC	4000	Philips	215	400HPS to 215LED.
2111	2ND ST	V ST	5	NW	53125	5000	LSG	75	100HPS to 75LED.
5620	OREGON AVE	MORELAND PL	4	NW	4B061DC	2700	Cree	100	250H to 100L. Test
1814	S ST	18TH ST	2	NW	26914	5000	LSG	75	189INC to 75LED.
1818	RIGGS PL	18TH ST	2	NW	26908	5000	LSG	75	175MV to 75LED.
614	S ST	6TH ST	6	NW	29323	4000	Philips	35	70HPS to 35LED.
624	T ST	7TH ST	1	NW	1G605	5000	LSG	54	100HPS to 54LED. Pole 14387 replaced.
624	T ST	7TH ST	1	NW	1G604	5000	LSG	54	100HPS to 54LED. Pole 14386 replaced.
1819	7TH ST	S ST	1	NW	1G602	5000	LSG	54	100HPS to 54LED. Pole 14383 replaced.
641	S ST	WILTBERGER ST	1	NW	1G601	5000	LSG	54	100HPS to 54LED. Pole 14382 replaced.
1830	WILTBERGER ST	T ST	1	NW	1G603	5000	LSG	54	100HPS to 54LED. Pole 14384 replaced.
3221	WALBRIDGE PL	PARK RD	1	NW	10497	5000	LSG	54	70HPS to 54LED.
2014	KLINGLE RD	ADAMS MILL RD	1	NW	10474	5000	LSG	54	189INC to 54LED.
3235	WALBRIDGE PL	PARK RD	1	NW	10485	5000	LSG	54	70HPS to 54LED.
1842	KENYON ST	19TH ST	1	NW	10522	5000	LSG	54	189INC to 54LED.
1836	KENYON ST	19TH ST	1	NW	10521	5000	LSG	54	189INC to 54LED.
1816	KENYON ST	19TH ST	1	NW	10423	5000	LSG	54	189INC to 54LED.
1780	HOBART ST	IRVING ST	1	NW	10534	5000	LSG	54	189INC to 54LED.
320	13TH ST	D ST	6	NE	62894	5000	LSG	75	150HPS to 75LED.
1214	C ST	12TH ST	6	NE	62898	5000	LSG	75	189INC to 75LED.
3322	12TH ST	CONGRESS ST	8	SE	85938DC	5000	LSG	75	
1227	SAVANNAH ST	12TH ST	8	SE	85939DC	5000	LSG	75	
3310	12TH ST	SAVANNAH ST	8	SE	85937DC	5000	LSG	75	
2804	GAINESVILLE ST	28TH ST	8	SE	82929DC	5000	LSG	75	74LED to 75LED.
2808	GAINESVILLE ST	BUENA VISTA TER	8	SE	82928DC	5000	LSG	75	74LED to 75LED.
3125	BUENA VISTA TER	30TH ST	8	SE	82997DC	5000	LSG	75	74LED to 75LED.
2016	SAVANNAH PL	22ND ST	8	SE	82640DC	5000	LSG	75	189INC to 75LED.
2026	SAVANNAH PL	22ND ST	8	SE	82641DC	5000	LSG	75	189INC to 75LED.
1855	ALABAMA AVE	18TH PL	8	SE	82631DC	5000	LSG	75	150HPS to 75LED.
1940	SAVANNAH PL	18TH PL	8	SE	82638DC	5000	LSG	75	189INC to 75LED.
3968	AMES ST	40TH ST	7	NE	73976DC	5000	LSG	75	74LED to 75LED.
3905	AMES ST	BURNS ST	7	NE	74005DC	5000	LSG	75	74LED to 75LED.
3946	EAST CAPITOL ST	40TH ST	7	NE	74008DC	5000	LSG	75	74LED to 75LED.

3978 EAST CAPITOL ST	40TH ST	7	NE	74010DC	5000	LSG	75	74LED to 75LED.
3962 EAST CAPITOL ST	40TH ST	7	NE	74009DC	5000	LSG	75	74LED to 75LED.
4030 CLAY PL	41ST ST	7	NE	73928DC	5000	LSG	75	74LED to 75LED.
200 MALCOLM X AVE	2ND ST	8	SE	8A127	4000	Phillips	110	
3300 18TH PL	ALABAMA AVE	8	SE	82630DC	5000	LSG	75	
4056 CLAY PL	41ST ST	7	NE	73925DC	5000	LSG	75	175MV to 75LED.
310 41ST ST	BENNING RD	7	NE	73924DC	5000	LSG	75	175MV to 75LED.
4050 CLAY PL	41ST ST	7	NE	73926DC	5000	LSG	75	74LED to 75LED.
4037 CLAY PL	FLINT PL	7	NE	73939DC	5000	LSG	75	189INC to 75LED.
508 45TH ST	EADS ST	7	NE	71819DC	5000	LSG	75	150HPS to 75LED.
4206 EADS ST	42ND ST	7	NE	71761DC	5000	LSG	75	74LED to 75LED.
178 DARRINGTON ST	MARTIN LUTHER KING JR AVE	8	SW	84861DC	5000	LSG	75	74LED to 75LED.
131 DARRINGTON ST	MARTIN LUTHER KING JR AVE	8	SW	84840DC	5000	LSG	75	74LED to 75LED.
138 ELMIRA ST	MARTIN LUTHER KING JR AVE	8	SW	84864DC	5000	LSG	75	74LED to 75LED.
27 GALVESTON PL	FORRESTER ST	8	SW	84751DC	5000	LSG	75	74LED to 75LED.
101 GALVESTON PL	MARTIN LUTHER KING JR AVE	8	SW	84749DC	5000	LSG	75	74LED to 75LED.
73 GALVESTON ST	SOUTH CAPITOL ST	8	SW	84661DC	5000	LSG	75	74LED to 75LED.
1415 22ND ST	P ST	2	NW	24340	5000	LSG	75	100HPS to 75LED.
2117 O ST	TWINING CT	2	NW	24342	5000	LSG	75	100HPS to 75LED.
325 FRANKLIN ST	4TH ST	5	NE	56503	5000	LSG	75	189INC to 75LED.
315 EVARTS ST	3RD ST	5	NE	56495DC	5000	LSG	75	74LED to 75LED.
318 DOUGLAS ST	3RD ST	5	NE	56497DC	5000	LSG	75	74LED to 75LED.
328 DOUGLAS ST	4TH ST	5	NE	56498DC	5000	LSG	75	74LED to 75LED.
220 CROMWELL TER	2ND ST	5	NE	56037	5000	LSG	75	70HPS to 75LED.
308 BRYANT ST	3RD ST	5	NE	56063	5000	LSG	75	189INC to 75LED.
318 BRYANT ST	4TH ST	5	NE	56062	5000	LSG	75	189INC to 75LED.
2010 3RD ST	V ST	5	NE	59650	5000	LSG	75	100HPS to 75LED.
1994 3RD ST	TODD PL	5	NE	59646	5000	LSG	75	150HPS to 75LED.
1912 3RD ST	T ST	5	NE	59643	5000	LSG	75	100HPS to 75LED.
216 T ST	3RD ST	5	NE	59641	5000	LSG	75	100HPS to 75LED.
2210 NORTH CAPITOL ST	W ST	5	NW	53165	5000	LSG	75	74LED to 75LED.
40 CHANNING ST	1ST ST	5	NW	53012	5000	LSG	75	74LED to 75LED.
214 MALCOLM X AVE	2ND ST	8	SE	8A123	4000	Phillips	110	
230 MALCOLM X AVE	OAKWOOD ST	8	SE	8A122	4000	Phillips	110	
254 MALCOLM X AVE	OAKWOOD ST	8	SE	8A120	4000	Phillips	110	
0 MALCOLM X AVE	OAKWOOD ST	8	SE	8A119	4000	Phillips	110	
562 MALCOLM X AVE	NEWCOMB ST	8	SE	8A118	4000	Phillips	110	
0 MARTIN LUTHER KING JR AVE	MALCOLM X AVE	8	SE	8M058DC	4000	Phillips	110	
0 MARTIN LUTHER KING JR AVE	MALCOLM X AVE	8	SE	8M057DC	4000	Phillips	110	
28 GALVESTON PL	FORRESTER ST	8	SW	84659DC	5000	LSG	75	74LED to 75LED.
4 GALVESTON PL	FORRESTER ST	8	SW	84656DC	5000	LSG	75	74LED to 75LED.
94 GALVESTON PL	MARTIN LUTHER KING AVE	8	SW	84666DC	5000	LSG	75	74LED to 75LED.
65 GALVESTON PL	FORRESTER ST	8	SW	84660DC	5000	LSG	75	74LED to 75LED.
121 GALVESTON ST	MARTIN LUTHER KING JR AVE	8	SW	84665DC	5000	LSG	75	74LED to 75LED.
0 O ST	7TH ST	6	NW	6U446	4000	King Luminaire	150	250HPS to 150LED. Upright to PP.
66 BRYANT ST	1ST ST	5	NW	53328	5000	LSG	75	100HPS to 75LED.
328 62ND ST	DIX ST	7	NE	72893DC	5000	LSG	75	74LED to 75LED.
6111 DIX ST	61ST ST	7	NE	72891DC	5000	LSG	75	74LED to 75LED.
5825 DIX ST	59TH ST	7	NE	72880DC	5000	LSG	75	150HPS to 75LED.
338 55TH ST	DIX ST	7	NE	73070DC	5000	LSG	75	74LED to 75LED.
5739 BLAINE ST	57TH PL	7	NE	73308DC	5000	LSG	75	74LED to 75LED.
5713 BLAINE ST	57TH ST	7	NE	73305DC	5000	LSG	75	74LED to 75LED.
5727 BLAINE ST	57TH PL	7	NE	73307DC	5000	LSG	75	74LED to 75LED.
209 54TH ST	BLAINE ST	7	NE	73098DC	5000	LSG	75	74LED to 75LED.
5359 AMES ST	55TH ST	7	NE	72803DC	5000	LSG	75	74LED to 75LED.
5319 AMES ST	53RD ST	7	NE	72809DC	5000	LSG	75	74LED to 75LED.
5347 AMES ST	55TH ST	7	NE	72805DC	5000	LSG	75	74LED to 75LED.
1339 EMERALD ST	13TH ST	6	NE	62607	5000	LSG	75	189INC to 75LED.
4426 ORD ST	44TH ST	7	NE	70145DC	5000	LSG	75	74LED to 75LED.
4440 ORD ST	KENILWORTH AVE	7	NE	70148DC	5000	LSG	75	150HPS to 75LED.
1415 44TH ST	POLK ST	7	NE	70144DC	5000	LSG	75	74LED to 75LED.
4422 ORD ST	45TH PL	7	NE	70152DC	5000	LSG	75	74LED to 75LED.
4446 ORD ST	KENILWORTH AVE	7	NE	70149DC	5000	LSG	75	74LED to 75LED.
4401 KANE PL	MINNESOTA AVE	7	NE	7A286DC	4000	Phillips	135	
4043 GRANT ST	MINNESOTA AVE	7	NE	71420DC	5000	LSG	75	74LED to 75LED.
4035 GRANT ST	MINNESOTA AVE	7	NE	71419DC	5000	LSG	75	74LED to 75LED.
4019 GRANT ST	MINNESOTA AVE	7	NE	71417DC	5000	LSG	75	74LED to 75LED.
4023 GRANT ST	MINNESOTA AVE	7	NE	71418DC	5000	LSG	75	74LED to 75LED.
4706 CLAY ST	47TH ST	7	NE	72101DC	5000	LSG	75	74LED to 75LED.
2219 FLAGLER PL	ADAMS ST	5	NW	53137	5000	LSG	75	189INC to 75LED.
4224 GRANT ST	42ND ST	7	NE	78002DC	5000	LSG	75	70HPS to 75LED.
4224 FOOTE ST	42ND ST	7	NE	71468DC	5000	LSG	75	74LED to 75LED.
625 42ND ST	FOOTE ST	7	NE	71469DC	5000	LSG	75	74LED to 75LED.
2026 SAVANNAH PL	18TH PL	8	SE	82642DC	5000	LSG	75	74LED to 75LED.
1004 SOUTHERN AVE	WHEELER RD	8	SE	84403DC	5000	LSG	75	150HPS to 75LED.
4308 WHEELER RD	SOUTHERN AVE	8	SE	84404DC	5000	LSG	75	150HPS to 75LED.
1032 SOUTHERN AVE	12TH ST	8	SE	84400DC	5000	LSG	75	150HPS to 75LED.
3843 9TH ST	XENIA ST	8	SE	84361DC	5000	LSG	75	189INC to 75LED.
820 XENIA ST	9TH ST	8	SE	84362DC	5000	LSG	75	74LED to 75LED.
628 ATLANTIC ST	6TH ST	8	SE	84444DC	5000	LSG	75	400MV to 75LED.
725 YUMA ST	8TH ST	8	SE	84440DC	5000	LSG	75	400MH to 75LED.
705 YUMA ST	8TH ST	8	SE	84441DC	5000	LSG	75	400MH to 75LED.
905 N ST	9TH ST	2	NW	2A114	4000	King Luminaire	100	
914 N ST	9TH ST	2	NW	2A115	4000	King Luminaire	100	
1525 8TH ST	Q ST	6	NW	26059	5000	LSG	50	189INC to 50LED. Pole, fixture replaced.
1515 8TH ST	P ST	6	NW	26060	5000	LSG	50	70HPS to 50LED. Pole, fixture replaced.
443 NEW YORK AVE	4TH ST	6	NW	6M767	5000	LSG	75	250HPS to 100LED. Pole 29176 replaced.
0 MALCOLM X AVE	2ND ST	8	SE	8A124	4000	Phillips	110	
129 YUMA ST	1ST ST	8	SE	85032DC	5000	LSG	75	74LED to 75LED.
124 ATLANTIC ST	1ST ST	8	SE	85031DC	5000	LSG	75	74LED to 75LED.
4006 SOUTH CAPITOL ST	ATLANTIC ST	8	SE	84833DC	5000	LSG	75	74LED to 75LED.
45 V ST	NORTH CAPITOL ST	5	NW	53341	5000	LSG	75	74LED to 75LED.
2124 FLAGLER PL	W ST	5	NW	53126	5000	LSG	75	189INC to 75LED.
73 W ST	1ST ST	5	NW	53174	5000	LSG	75	74LED to 75LED.
2220 NORTH CAPITOL ST	ADAMS ST	5	NW	53167	5000	LSG	75	74LED to 75LED.
66 CHANNING ST	1ST ST	5	NW	53016DC	5000	LSG	75	100HPS to 75LED.
2112 NORTH CAPITOL ST	V ST	5	NW	53340	5000	LSG	75	189INC to 75LED.
2118 NORTH CAPITOL ST	W ST	5	NW	53339	5000	LSG	75	150HPS to 75LED.
2213 2ND ST	W ST	5	NW	53149	5000	LSG	75	189INC to 75LED.

2210 FLAGLER PL	W ST	5	NW	53151	5000	LSG	75	70HPS to 75LED.
121 PIERCE ST	1ST ST	6	NW	61092	5000	LSG	75	100HPS to 75LED.
1148 1ST ST	PIERCE ST	6	NW	61090	5000	LSG	75	100HPS to 75LED.
1160 1ST ST	M ST	6	NW	61089	5000	LSG	75	100HPS to 75LED.
24 50TH ST	AMES ST	7	NE	72203DC	5000	LSG	75	74LED to 75LED.
114 47TH ST	CENTRAL AVE	7	NE	72271DC	5000	LSG	75	74LED to 75LED.
108 46TH PL	BLAINE ST	7	NE	72184DC	5000	LSG	75	250HPS to 75LED.
15 46TH PL	CENTRAL AVE	7	NE	72273DC	5000	LSG	75	74LED to 75LED.
5055 EAST CAPITOL ST	52ND ST	7	SE	73450DC	5000	LSG	75	74LED to 75LED.
5336 D ST	54TH ST	7	SE	75598DC	5000	LSG	75	70HPS to 75LED.
612 CHAPLIN ST	F ST	7	SE	76166DC	5000	LSG	75	100MV to 75LED.
4433 ALABAMA AVE	REED TER	7	SE	75917DC	5000	LSG	75	74LED to 75LED.
4632 EASY PL	BENNING RD	7	SE	75824DC	5000	LSG	75	100HPS to 75LED.
1638 FORT DAVIS PL	R ST	7	SE	77983DC	5000	LSG	75	74LED to 75LED.
152 35TH ST	AMES ST	7	NE	74112DC	5000	LSG	75	74LED to 75LED.
146 36TH ST	AMES ST	7	NE	74051DC	5000	LSG	75	74LED to 75LED.
100 35TH ST	AMES ST	7	NE	74116DC	5000	LSG	75	74LED to 75LED.
141 35TH ST	AMES ST	7	NE	74083DC	5000	LSG	75	74LED to 75LED.
16 35TH ST	EAST CAPITOL ST	7	NE	74118DC	5000	LSG	75	74LED to 75LED.
112 35TH ST	AMES ST	7	NE	74115DC	5000	LSG	75	74LED to 75LED.
258 35TH ST	CLAY PL	7	NE	74064DC	5000	LSG	75	74LED to 75LED.
258 35TH ST	CLAY PL	7	NE	74065DC	5000	LSG	75	74LED to 75LED.
5216 BANKS PL	DIVISION AVE	7	NE	7A278DC	5000	LSG	75	
1222 45TH PL	REED TER	7	SE	75848DC	5000	LSG	75	74LED to 75LED.
1234 45TH PL	REED TER	7	SE	75847DC	5000	LSG	75	74LED to 75LED.
3536 CLAY PL	MINNESOTA AVE	7	NE	74070DC	5000	LSG	75	74LED to 75LED.
226 35TH ST	BLAINE ST	7	NE	74103DC	5000	LSG	75	74LED to 75LED.
3908 BENNING RD	39TH ST	7	NE	72317DC	5000	LSG	75	74LED to 75LED.
23 ATLANTIC ST	1ST ST	8	SE	84834DC	5000	LSG	75	74LED to 75LED.
705 BRANDYWINE ST	BARNABY ST	8	SE	84317DC	5000	LSG	75	189INC to 75LED.
615 BRANDYWINE ST	6TH ST	8	SE	84322DC	5000	LSG	75	189INC to 75LED.
626 BRANDYWINE ST	6TH ST	8	SE	84321DC	5000	LSG	75	189INC to 75LED.
669 BRANDYWINE ST	BARNABY ST	8	SE	84319DC	5000	LSG	75	189INC to 75LED.
713 BRANDYWINE ST	BARNABY ST	8	SE	84316DC	5000	LSG	75	150HPS to 75LED.
701 BRANDYWINE ST	BARNABY ST	8	SE	84318DC	5000	LSG	75	189INC to 75LED.
840 CHESAPEAKE ST	SOUTHERN AVE	8	SE	84456DC	5000	LSG	75	175MV to 75LED.
820 CHESAPEAKE ST	SOUTHERN AVE	8	SE	84454DC	5000	LSG	75	150HPS to 75LED.
6415 2ND PL	TUCKERMAN ST	4	NW	4H032DC	4000	Philips	35	70HPS to 35LED.
6431 2ND PL	UNDERWOOD ST	4	NW	4H034DC	4000	Philips	35	100HPS to 35LED.
4250 6TH ST	CHESAPEAKE ST	8	SE	84427DC	5000	LSG	75	175MV to 75LED.
619 DARRINGTON ST	BARNABY RD	8	SE	84473DC	5000	LSG	75	100HPS to 75LED.
605 GALVESTON PL	6TH ST	8	SE	84481DC	5000	LSG	75	189INC to 75LED.
629 GALVESTON PL	BARNABY RD	8	SE	84484DC	5000	LSG	75	189INC to 75LED.
613 GALVESTON ST	SOUTHERN AVE	8	SE	84497DC	5000	LSG	75	189INC to 75LED.
5110 13TH ST	HAMILTON ST	4	NW	4E330DC	5000	LSG	50	70HPS to 50LED.
0 NORMANSTONE DR	30TH ST	3	NW	38284DC	4000	Philips	35	100HPS to 35LED.
503 I ST	5TH ST	6	NE	61731	5000	LSG	75	100HPS to 75LED.
304 K ST	3RD ST	6	NE	61543	5000	LSG	75	189INC to 75LED.
1019 4TH ST	L ST	6	NE	61645	5000	LSG	75	100HPS to 75LED.
808 4TH ST	H ST	6	NE	61525	5000	LSG	75	189INC to 75LED.
208 MASSACHUSETTS AVE	2ND ST	6	NE	61423	5000	LSG	75	295INC to 75LED.
411 2ND ST	MASSACHUSETTS AVE	6	NE	61422	5000	LSG	75	189INC to 75LED.
430 3RD ST	E ST	6	NE	61421DC	5000	LSG	75	150HPS to 75LED.
407 3RD ST	D ST	6	NE	61473DC	5000	LSG	75	74LED to 75LED.
206 F ST	2ND ST	6	NE	61402	5000	LSG	75	175MV to 75LED.
612 4TH ST	F ST	6	NE	61504	5000	LSG	75	70HPS to 75LED.
626 3RD ST	G ST	6	NE	61396	5000	LSG	75	175MV to 75LED.
309 F ST	3RD ST	6	NE	61498	5000	LSG	75	100HPS to 75LED.
3910 Q ST	FORT DAVIS ST	7	SE	77915DC	5000	LSG	75	74LED to 75LED.
2922 O ST	30TH ST	7	SE	79645DC	5000	LSG	75	189INC to 75LED.
3018 M PL	30TH ST	7	SE	76674DC	5000	LSG	75	74LED to 75LED.
3008 K ST	30TH ST	7	SE	76682DC	5000	LSG	75	74LED to 75LED.
715 32ND ST	G ST	7	SE	76705DC	5000	LSG	75	189INC to 75LED.
730 CROISSANT PL	MASSACHUSETTS AVE	7	SE	76703DC	5000	LSG	75	74LED to 75LED.
3207 G ST	32ND ST	7	SE	76708DC	5000	LSG	75	74LED to 75LED.
714 32ND ST	G ST	7	SE	76709DC	5000	LSG	75	74LED to 75LED.
627 3RD ST	F ST	6	NE	61508DC	5000	LSG	75	74LED to 75LED.
720 5TH ST	H ST	6	NE	61628	5000	LSG	75	189INC to 75LED.
1214 45TH ST	HILLSIDE RD	7	SE	75849DC	5000	LSG	75	74LED to 75LED.
1131 45TH PL	HILLSIDE RD	7	SE	75889DC	5000	LSG	75	74LED to 75LED.
1123 45TH PL	HILLSIDE RD	7	SE	75890DC	5000	LSG	75	74LED to 75LED.
3010 G ST	BAYLEY PL	7	SE	76714DC	5000	LSG	75	74LED to 75LED.
2324 15TH PL	HOWARD RD	8	SE	81412DC	5000	LSG	75	74LED to 75LED.
1527 MORRIS RD	POMEROY RD	8	SE	81415DC	5000	LSG	75	74LED to 75LED.
1535 MORRIS RD	POMEROY RD	8	SE	81414DC	5000	LSG	75	74LED to 75LED.
1499 MORRIS RD	HUNTER PL	8	SE	81419DC	5000	LSG	75	175MV to 75LED.
2344 HUNTER PL	MORRIS RD	8	SE	81420DC	5000	LSG	75	74LED to 75LED.
1526 HOWARD RD	15TH PL	8	SE	81413DC	5000	LSG	75	74LED to 75LED.
722 32ND ST	RANDLE CIR	7	SE	76711DC	5000	LSG	75	74LED to 75LED.
3020 G ST	31ST ST	7	SE	76715DC	5000	LSG	75	74LED to 75LED.
3116 G ST	32ND ST	7	SE	76718DC	5000	LSG	75	74LED to 75LED.
3944 BENNING RD	40TH ST	7	NE	72312DC	5000	LSG	75	74LED to 75LED.
4012 AMES ST	BLAINE ST	7	NE	73971DC	5000	LSG	75	74LED to 75LED.
3815 BLAINE ST	BURNS ST	7	NE	73984DC	5000	LSG	75	74LED to 75LED.
3976 AMES ST	40TH ST	7	NE	73975DC	5000	LSG	75	189INC to 75LED.
3920 AMES ST	BURNS ST	7	NE	73979DC	5000	LSG	75	74LED to 75LED.
3977 CLAY PL	40TH ST	7	NE	73943DC	5000	LSG	75	74LED to 75LED.
3965 CLAY PL	40TH ST	7	NE	73944DC	5000	LSG	75	74LED to 75LED.
3945 CLAY PL	MINNESOTA AVE	7	NE	73946DC	5000	LSG	75	189INC to 75LED.
0 7TH ST	P ST	6	NW	6U467	4000	King Luminaire	150	400H 150L. 3/25/2015 Pole 25656 replaced.
1511 MORRIS RD	HUNTER PL	8	SE	81418DC	5000	LSG	75	74LED to 75LED.
202 TRENTON PL	BROTHERS PL	8	SE	85312DC	5000	LSG	75	74LED to 75LED.
3801 BLAINE ST	ANACOSTIA RD	7	NE	73985DC	5000	LSG	75	74LED to 75LED.
3952 AMES ST	40TH ST	7	NE	73977DC	5000	LSG	75	74LED to 75LED.
3931 CLAY PL	MINNESOTA AVE	7	NE	73947DC	5000	LSG	75	189INC to 75LED.
4301 HALLEY TER	DANBURY ST	8	SE	84732DC	5000	LSG	75	74LED to 75LED.
4307 1ST ST	DANBURY ST	8	SE	84725DC	5000	LSG	75	74LED to 75LED.
4309 HALLEY TER	DANBURY ST	8	SE	84733DC	5000	LSG	75	74LED to 75LED.
4325 HALLEY TER	ELMIRA ST	8	SE	84735DC	5000	LSG	75	74LED to 75LED.

4317	1ST ST	ELMIRA ST	8	SE	84723DC	5000	LSG	75	74LED to 75LED.
4301	1ST ST	DANBURY ST	8	SE	84726DC	5000	LSG	75	74LED to 75LED.
109	DARRINGTON ST	MARTIN LUTHER KING JR AVE	8	SW	84839DC	5000	LSG	75	74LED to 75LED.
91	DARRINGTON ST	SOUTH CAPITOL TER	8	SW	84838DC	5000	LSG	75	74LED to 75LED.
60	DARRINGTON ST	SOUTH CAPITOL TER	8	SW	84868DC	5000	LSG	75	74LED to 75LED.
79	ELMIRA ST	SOUTH CAPITOL ST	8	SW	84867DC	5000	LSG	75	74LED to 75LED.
169	DARRINGTON ST	MARTIN LUTHER KING JR AVE	8	SW	84775DC	5000	LSG	75	74LED to 75LED.
101	ELMIRA ST	MARTIN LUTHER KING JR AVE	8	SW	84866DC	5000	LSG	75	74LED to 75LED.
143	DARRINGTON ST	MARTIN LUTHER KING JR AVE	8	SW	84841DC	5000	LSG	75	74LED to 75LED.
169	DARRINGTON ST	MARTIN LUTHER KING JR AVE	8	SW	84774DC	5000	LSG	75	74LED to 75LED.
716	3RD ST	G ST	6	NE	61391	5000	LSG	75	189INC to 75LED.
619	MORRIS PL	6TH ST	6	NE	61842	5000	LSG	75	100HPS to 75LED.
514	12TH ST	E ST	6	NE	63284	5000	LSG	50	175MV to 50LED.
402	9TH ST	D ST	6	NE	63345	5000	LSG	75	175MV to 75LED.
418	7TH ST	LEXINGTON PL	6	NE	61805	5000	LSG	75	189INC to 75LED.
711	F ST	7TH ST	6	NE	61974DC	5000	LSG	75	74LED to 75LED.
1243	G ST	13TH ST	6	NE	6A774	5000	LSG	75	250HPS to 75LED.
627	12TH ST	G ST	6	NE	6A508	5000	LSG	75	74LED to 75LED.
1314	F ST	13TH ST	6	NE	62555	5000	LSG	75	100HPS to 75LED.
1313	EMERALD ST	13TH ST	6	NE	62609	5000	LSG	75	189INC to 75LED.
563	VALLEY AVE	9TH ST	8	SE	83751DC	4000	Philips	215	400H to 215L.
1519	Q ST	16TH ST	2	NW	26306	4000	Philips	110	400HPS to 110LED.
1448	PRIMROSE RD	NORTHGATE RD	4	NW	4C851DC	5000	LSG	75	70HPS to 75LED.
219	SAVANNAH ST	4TH ST	8	SE	85748DC	4000	Philips	110	250HPS to 110LED.
1543	7TH ST	Q ST	6	NW	6A814	4000	King Luminaire	100	400HPS to 100LED. PP to T20. Relocate. 25702
1819	Q ST	19TH ST	2	NW	26931	5000	LSG	75	100HPS to 75LED.
1712	CORCORAN ST	17TH ST	2	NW	26480	5000	LSG	75	189INC to 75LED.
4415	EDSON PL	45TH ST	7	NE	71823DC	5000	LSG	75	74LED to 75LED.
3132	LYNDALE PL	BRANCH AVE	7	SE	78347DC	5000	LSG	75	189INC to 75LED.
3122	LYNDALE PL	BRANCH AVE	7	SE	78348DC	5000	LSG	75	74LED to 75LED.
115	L ST	1ST ST	6	SE	6A069	4000	King Luminaire	100	250HPS to 100LED.
2539	NORTH CAPITOL ST	DOUGLAS ST	5	NE	53361	5000	LSG	50	150HPS to 50LED.
0	ANACOSTIA FWY	PENNSYLVANIA AVE	7	SE	76801	4000	LSG	270	400HPS to 270LED. Pole, fixture replaced.
0	ANACOSTIA FWY	PENNSYLVANIA AVE	7	SE	7A312	4000	LSG	270	Pole, fixture replaced.
651	BRANDYWINE ST	6TH ST	8	SE	84320DC	5000	LSG	75	150HPS to 75LED.
4221	EDSON PL	42ND ST	7	NE	71763DC	5000	LSG	75	74LED to 75LED.
4423	EDSON PL	45TH ST	7	NE	71825DC	5000	LSG	75	74LED to 75LED.
4217	EDSON PL	42ND ST	7	NE	71762DC	5000	LSG	75	74LED to 75LED.
520	45TH ST	EADS PL	7	NE	71821DC	5000	LSG	75	74LED to 75LED.
517	44TH ST	EDSON PL	7	NE	71824DC	5000	LSG	75	74LED to 75LED.
734	50TH ST	HAYES ST	7	NE	70428DC	5000	LSG	75	150HPS to 75LED.
5503	HAYES ST	55TH ST	7	NE	72674DC	5000	LSG	75	74LED to 75LED.
518	58TH ST	FOOTE ST	7	NE	72731DC	5000	LSG	75	74LED to 75LED.
5705	FOOTE ST	57TH ST	7	NE	72730DC	5000	LSG	75	74LED to 75LED.
510	58TH ST	EADS ST	7	NE	72734DC	5000	LSG	75	74LED to 75LED.
5904	EADS ST	59TH ST	7	NE	72943DC	5000	LSG	75	74LED to 75LED.
113	GALVESTON ST	MARTIN LUTHER KING JR AVE	8	SW	84664DC	5000	LSG	75	150HPS to 75LED.
5150	FULTON ST	DANA PL	3	NW	34653DC	5000	LSG	54	189INC to 54LED.
	METROPOLITAN BRANCH TRAIL	FRANKLIN ST	5	NE	5T0008	4000	Philips	35	Convert to 35LED.
	METROPOLITAN BRANCH TRAIL	FRANKLIN ST	5	NE	5T0011	4000	Philips	35	Convert to 35LED.
	METROPOLITAN BRANCH TRAIL	FRANKLIN ST	5	NE	5T0012	4000	Philips	35	Convert to 35LED.
	METROPOLITAN BRANCH TRAIL	FRANKLIN ST	5	NE	5T0013	4000	Philips	35	Convert to 35LED.
15	49TH PL	EAST CAPITOL ST	7	NE	72204DC	5000	LSG	75	74LED to 75LED.
4936	EAST CAPITOL ST	49TH PL	7	NE	72205DC	5000	LSG	75	74LED to 75LED.
900	MICHIGAN AVE	BUNKER HILL RD	5	NE	5U804DC	4000	Philips	215	
900	MICHIGAN AVE	10TH ST	5	NE	5U805DC	4000	Philips	215	
934	MICHIGAN AVE	10TH ST	5	NE	5U806DC	4000	Philips	215	
0	BUNKER HILL RD	OTIS ST	5	NE	5U807DC	4000	Philips	215	
800	JEFFERSON ST	8TH ST	5	NE	5A194DC	5000	LSG	75	
801	KENNEDY ST	8TH ST	5	NE	5A195DC	5000	LSG	75	
1411	11TH ST	O ST	2	NW	25857	5000	LSG	54	189INC to 54LED.
137	GALVESTON PL	MARTIN LUTHER KING JR AVE	8	SW	84746DC	5000	LSG	75	74LED to 75LED.
89	GALVESTON ST	SOUTH CAPITOL ST	8	SW	84662DC	5000	LSG	75	74LED to 75LED.
4706	MARTIN LUTHER KING JR AVE	JOLIET ST	8	SW	84869DC	5000	LSG	75	74LED to 75LED.
130	IRVINGTON ST	MARTIN LUTHER KING JR AVE	8	SW	84872DC	5000	LSG	75	74LED to 75LED.
132	IRVINGTON ST	MARTIN LUTHER KING JR AVE	8	SW	84870DC	5000	LSG	75	74LED to 75LED.
	METROPOLITAN BRANCH TRAIL	RHODE ISLAND AVE	5	NE	5T0016	4000	Philips	35	Convert to 35LED.
	METROPOLITAN BRANCH TRAIL	RHODE ISLAND AVE	5	NE	5T0018	4000	Philips	35	Convert to 35LED.
	METROPOLITAN BRANCH TRAIL	RHODE ISLAND AVE	5	NE	5T0019	4000	Philips	35	Convert to 35LED.
	METROPOLITAN BRANCH TRAIL	RHODE ISLAND AVE	5	NE	5T0020	4000	Philips	35	Convert to 35LED.
	METROPOLITAN BRANCH TRAIL	RHODE ISLAND AVE	5	NE	5T0023	4000	Philips	35	Convert to 35LED.
	METROPOLITAN BRANCH TRAIL	RHODE ISLAND AVE	5	NE	5T0024	4000	Philips	35	Convert to 35LED.
	METROPOLITAN BRANCH TRAIL	W ST	5	NE	5T0025	4000	Philips	35	Convert to 35LED.
	METROPOLITAN BRANCH TRAIL	W ST	5	NE	5T0026	4000	Philips	35	Convert to 35LED.
6155	1ST PL	RITTENHOUSE ST	4	NE	4P312DC	4000	Philips	30	70HPS to 30LED.
0	ST ELIZABETHS AVE	FIRTH STERLING AVE	8	SE	8A050	4000	Philips	110	
0	EATON RD	FIRTH STERLING AVE	8	SE	8A052	4000	Philips	110	
0	RIGGS RD	MADISON ST	4	NE	4A861DC	4000	Philips	215	
2700	MILLS AVE	FRANKLIN ST	5	NE	5A354DC	5000	LSG	75	
	METROPOLITAN BRANCH TRAIL	W ST	5	NE	5T0027	4000	Philips	35	Convert to 35LED.
	METROPOLITAN BRANCH TRAIL	W ST	5	NE	5T0028	4000	Philips	35	Convert to 35LED.
0	I ST	18TH ST	2	NW	2G807	4000	King Luminaire	200	400HPS to 200LED.
	METROPOLITAN BRANCH TRAIL	W ST	5	NE	5T0031	4000	Philips	35	Convert to 35LED.
	METROPOLITAN BRANCH TRAIL	W ST	5	NE	5T0032	4000	Philips	35	Convert to 35LED.
	METROPOLITAN BRANCH TRAIL	V ST	5	NE	5T0034	4000	Philips	35	Convert to 35LED.
	METROPOLITAN BRANCH TRAIL	V ST	5	NE	5T0035	4000	Philips	35	Convert to 35LED.
	METROPOLITAN BRANCH TRAIL	V ST	5	NE	5T0036	4000	Philips	35	Convert to 35LED.
	METROPOLITAN BRANCH TRAIL	V ST	5	NE	5T0037	4000	Philips	35	Convert to 35LED.
	METROPOLITAN BRANCH TRAIL	V ST	5	NE	5T0038	4000	Philips	35	Convert to 35LED.
	METROPOLITAN BRANCH TRAIL	V ST	5	NE	5T0039	4000	Philips	35	Convert to 35LED.
	METROPOLITAN BRANCH TRAIL	V ST	5	NE	5T0040	4000	Philips	35	Convert to 35LED.
	METROPOLITAN BRANCH TRAIL	V ST	5	NE	5T0041	4000	Philips	35	Convert to 35LED.
	METROPOLITAN BRANCH TRAIL	5TH ST	5	NE	5T0043	4000	Philips	35	Convert to 35LED.
641	S ST	WILTBERGER ST	1	NW	1G600	5000	LSG	54	100HPS to 54LED. Pole 14381 replaced.
628	S ST	7TH ST	6	NW	29329	4000	Philips	35	70HPS to 35LED.
52	BATES ST	1ST ST	5	NW	59781DC	5000	LSG	75	150HPS to 75LED.
2907	FAIRLAWN AVE	K ST	7	SE	7A313DC	4000	Philips	135	
515	55TH ST	EADS ST	7	NE	7A260DC	5000	LSG	75	
528	56TH ST	FOOTE ST	7	NE	7A264DC	5000	LSG	75	

527	55TH ST	FOOTE ST	7	NE	7A263DC	5000	LSG	75	
529	55TH ST	FOOTE ST	7	NE	7A265DC	5000	LSG	75	
515	55TH ST	EADS ST	7	NE	7A261DC	5000	LSG	75	
	0 18TH ST	PENNSYLVANIA AVE	2	NW	2A117	4000	King Luminaire	200	400HPS to 200LED.
1800	PENNSYLVANIA AVE	18TH ST	2	NW	28029	4000	Philips	215	400HPS to 215LED.
	0 18TH ST	PENNSYLVANIA AVE	2	NW	2A043	4000	Philips	215	400HPS to 215LED.
1817	CORCORAN ST	18TH ST	2	NW	26925	5000	LSG	75	189INC to 75LED.
1738	RIGGS PL	18TH ST	2	NW	26912	5000	LSG	75	189INC to 75LED.
1752	CORCORAN ST	17TH ST	2	NW	26476DC	5000	LSG	75	70HPS to 75LED.
1644	HOBART ST	MOUNT PLEASANT ST	1	NW	10555	5000	LSG	54	295INC to 54LED.
1706	KENYON ST	17TH ST	1	NW	10429	5000	LSG	54	189INC to 54LED.
1322	IRVING ST	13TH ST	1	NW	14344	5000	LSG	75	150HPS to 75LED.
1313	COLUMBIA RD	14TH ST	1	NW	14338	5000	LSG	75	150HPS to 75LED.
	METROPOLITAN BRANCH TRAIL	5TH ST	5	NE	5T0045	4000	Philips	35	Convert to 35LED.
	METROPOLITAN BRANCH TRAIL	5TH ST	5	NE	5T0046	4000	Philips	35	Convert to 35LED.
1707	KILBOURNE PL	17TH ST	1	NW	10460	5000	LSG	54	189INC to 54LED.
43	P ST	NORTH CAPITOL ST	5	NW	5A201DC	5000	LSG	75	
733	4TH ST	H ST	6	NE	61629	5000	LSG	75	189INC to 75LED.
3206	G ST	32ND ST	7	SE	76719DC	5000	LSG	75	74LED to 75LED.
3208	G ST	MINNESOTA AVE	7	SE	76724DC	5000	LSG	75	74LED to 75LED.
3212	G ST	MINNESOTA AVE	7	SE	76721DC	5000	LSG	75	74LED to 75LED.
	METROPOLITAN BRANCH TRAIL	5TH ST	5	NE	5T0047	4000	Philips	35	Convert to 35LED.
	METROPOLITAN BRANCH TRAIL	T ST	5	NE	5T0048	4000	Philips	35	Convert to 35LED.
	METROPOLITAN BRANCH TRAIL	T ST	5	NE	5T0049	4000	Philips	35	Convert to 35LED.
	METROPOLITAN BRANCH TRAIL	T ST	5	NE	5T0050	4000	Philips	35	Convert to 35LED.
	METROPOLITAN BRANCH TRAIL	T ST	5	NE	5T0051	4000	Philips	35	Convert to 35LED.
	METROPOLITAN BRANCH TRAIL	T ST	5	NE	5T0052	4000	Philips	35	Convert to 35LED.
	METROPOLITAN BRANCH TRAIL	T ST	5	NE	5T0054	4000	Philips	35	Convert to 35LED.
	METROPOLITAN BRANCH TRAIL	S ST	5	NE	5T0056	4000	Philips	35	Convert to 35LED.
	METROPOLITAN BRANCH TRAIL	S ST	5	NE	5T0059	4000	Philips	35	Convert to 35LED.
	0 OVERLOOK AVE	SOUTH CAPITOL ST	8	SW	82091	4000	King Luminaire	150	250HPS to 150LED.
	0 OVERLOOK AVE	SOUTH CAPITOL ST	8	SW	82089	4000	King Luminaire	200	250HPS to 200LED.
610	S ST	6TH ST	6	NW	29319	4000	Philips	35	70HPS to 35LED.
4125	BECK ST	SOUTHERN AVE	7	SE	77286DC	5000	LSG	75	74LED to 75LED.
1728	6TH ST	S ST	6	NW	29320	4000	Philips	35	70HPS to 35LED.
1722	6TH ST	RHODE ISLAND AVE	6	NW	29321	4000	Philips	35	70HPS to 35LED.
1754	KENYON ST	18TH ST	1	NW	10425	5000	LSG	54	189INC to 54LED.
1748	HOBART ST	IRVING ST	1	NW	10298	5000	LSG	54	189INC to 54LED.
	METROPOLITAN BRANCH TRAIL	RANDOLPH PL	5	NE	5T0063	4000	Philips	35	Convert to 35LED.
	METROPOLITAN BRANCH TRAIL	RANDOLPH PL	5	NE	5T0064	4000	Philips	35	Convert to 35LED.
1908	S ST	19TH ST	2	NW	27016	5000	LSG	75	295INC to 75LED.
605	RHODE ISLAND AVE	6TH ST	6	NW	29322	4000	Philips	35	70HPS to 35LED.
	0 EATON RD	FIRTH STERLING AVE	8	SE	8A054	4000	Philips	110	400HPS to 110LED. Pole 81580DC replaced.
	0 EATON RD	BARRY RD	8	SE	8A051	4000	Philips	110	
936	BURNS ST	RIDGE RD	7	SE	76869DC	4000	Philips	110	100HPS to 110LED. 2/13/2016 400HPS to 100HPS.
	METROPOLITAN BRANCH TRAIL	RANDOLPH PL	5	NE	5T0065	4000	Philips	35	Convert to 35LED.
	METROPOLITAN BRANCH TRAIL	RANDOLPH PL	5	NE	5T0066	4000	Philips	35	Convert to 35LED.
	METROPOLITAN BRANCH TRAIL	R ST	5	NE	5T0067	4000	Philips	35	Convert to 35LED.
	METROPOLITAN BRANCH TRAIL	R ST	5	NE	5T0068	4000	Philips	35	Convert to 35LED.
2804	20TH ST	FRANKLIN ST	5	NE	58125DC	4000	Philips	110	100HPS to 110LED.
1215	HALF ST	M ST	6	SW	67317	5000	LSG	50	150HPS to 50LED. Correct LWF, asset type.
	0 PENNSYLVANIA AVE	9TH ST	6	SE	65413	4000	Philips	215	400HPS to 215LED.
	0 SOUTHEAST-SOUTHWEST BLVD	8TH ST	6	SE	6L975	4000	Philips	110	
	METROPOLITAN BRANCH TRAIL	RHODE ISLAND AVE	5	NE	5P8003	4000	Philips	110	
1801	HAMLIN ST	18TH ST	5	NE	5A373DC	4000	Philips	35	100HPS to 35LED.
	0 INTERSTATE 695	11TH ST	6	SE	6L988	4000	Philips	215	400MV to 215LED. Pole 68048 replaced.
	0 SOUTHEAST-SOUTHWEST BLVD	INTERSTATE 695	6	SE	6U013	4000	King Luminaire	200	Pole 67822 removed.
1242	CHAPLIN ST	RIDGE RD	7	SE	7A359DC	5000	LSG	75	
	0 INTERSTATE 695	11TH ST	6	SE	6L989	4000	Philips	215	400HPS to 215LED. Pole 67935 replaced.
	0 SOUTHEAST-SOUTHWEST BLVD	13TH ST	6	SE	6U008	4000	King Luminaire	200	
	0 NEWARK ST	WISCONSIN AVE	3	NW	3U399	4000	King Luminaire	200	
3200	FORT LINCOLN DR	33RD PL	5	NE	58720	4000	Philips	215	400HPS to 30LED.
	0 WISCONSIN AVE	IDAHO AVE	3	NW	3U406	4000	King Luminaire	200	400HPS to 200LED. Pole 38770 replaced.
4429	GRANT ST	44TH ST	7	NE	7U437	4000	King Luminaire	100	
200	MICHIGAN AVE	IRVING ST	5	NE	53661DC	4000	Philips	215	400HPS to 215LED.
	0 INTERSTATE 695	8TH ST	6	SE	6L967	4000	Philips	215	
3400	IDAHO AVE	WISCONSIN AVE	3	NW	3U408	4000	King Luminaire	100	400HPS to 100LED. Pole 38894DC replaced.
2030	WEST VIRGINIA AVE	15TH ST	5	NE	52684DC	4000	Philips	215	400HPS to 215LED.
1362	EMERALD ST	14TH ST	6	NE	62588	5000	LSG	75	189INC to 75LED.
2110	8TH ST	V ST	1	NW	1U035	4000	King Luminaire	100	250HPS to 100LED. Pole 14213 replaced.
3300	IDAHO AVE	NEWARK ST	3	NW	3U415	4000	King Luminaire	100	
1200	VAN ST	N ST	6	SE	67787	4000	Philips	35	150HPS to 35LED.
1036	BARNABY TER	WHEELER RD	8	SE	84146DC	4000	Philips	110	250HPS to 110LED.
4505	GRANT ST	46TH ST	7	NE	71448DC	4000	Philips	70	250HPS to 70LED. Arm and Fixture.
	2 I ST	SOUTH CAPITOL ST	6	SE	6U338	4000	King Luminaire	100	250H to 100L. 6A030. 9/2/2009 R 67457.
	0 INTERSTATE 695	9TH ST	6	SE	6L987	4000	Philips	215	400HPS to 215LED. Pole 68047 replaced.
2130	8TH ST	V ST	1	NW	1U038	4000	King Luminaire	100	
	0 SOUTHEAST-SOUTHWEST BLVD	11TH ST	6	SE	6U004	4000	King Luminaire	200	
3561	TEXAS AVE	S ST	7	SE	77830DC	4000	Philips	70	70HPS to 72LED.
1005	DECATUR ST	10TH ST	5	NE	51062DC	5000	LSG	75	70HPS to 75LED.
4501	GRANT ST	46TH ST	7	NE	7U438	4000	King Luminaire	100	
635	I ST	6TH ST	6	NE	61875	4000	Philips	70	75LED to 72LED. 9/23/2012 175MV to 75LED.
314	7TH ST	D ST	6	NE	63380	4000	Philips	70	175MV to 70LED.
2200	4TH ST	BRYANT ST	1	NW	1U192	4000	King Luminaire	100	
3523	TEXAS AVE	S ST	7	SE	77810DC	4000	Philips	70	100HPS to 72LED
	0 INTERSTATE 695	9TH ST	6	SE	6L986	4000	Philips	215	250HPS to 215LED. Pole 67934 replaced.
	0 SOUTHEAST-SOUTHWEST BLVD	11TH ST	6	SE	6U002	4000	King Luminaire	200	Pole 66089 removed.
	0 M ST	SOUTH CAPITOL ST	6	SW	6M788	4000	King Luminaire	120	400H to 120L.
610	8TH ST	F ST	6	NE	61978	5000	LSG	75	100HPS to 75LED.
	0 SOUTHEAST-SOUTHWEST BLVD	12TH ST	6	SE	6U012	4000	King Luminaire	200	Pole 68010 removed.
	0 INTERSTATE 695	11TH ST	6	SE	6L966	4000	Philips	215	
	0 SOUTHEAST-SOUTHWEST BLVD	12TH ST	6	SE	6U010	4000	King Luminaire	200	Pole 68025 removed.
2600	QUEENS CHAPEL RD	DOUGLAS ST	5	NE	58304DC	4000	Philips	215	100HPS to 215LED.
3100	FORT LINCOLN DR	SUMMIT CT	5	NE	5A096	4000	Philips	215	250HPS to 215LED.
3316	WISCONSIN AVE	NEWARK ST	3	NW	3U387	4000	King Luminaire	100	
	0 8TH ST	V ST	1	NW	1U027	4000	King Luminaire	200	
2110	8TH ST	V ST	1	NW	1U033	4000	King Luminaire	100	
	METROPOLITAN BRANCH TRAIL	RHODE ISLAND AVE	5	NE	5P8009	4000	Philips	110	
2200	4TH ST	BRYANT ST	1	NW	1U193	4000	King Luminaire	100	

3314	WISCONSIN AVE	NORTON PL	3	NW	3U403	4000	King Luminaire	100	
0	WISCONSIN AVE	NEWARK ST	3	NW	3U400	4000	King Luminaire	200	400HPS to 200LED. Pole 38773 replaced.
3715	NEWARK ST	IDAHO AVE	3	NW	3U396	4000	King Luminaire	100	
0	WISCONSIN AVE	NEWARK ST	3	NW	3U389	4000	King Luminaire	200	
3312	WISCONSIN AVE	NEWARK ST	3	NW	3U386	4000	King Luminaire	100	400HPS to 100LED. Pole 38775 replaced.
3700	NEWARK ST	WISCONSIN AVE	3	NW	3U398	4000	King Luminaire	100	
0	SOUTHEAST-SOUTHWEST BLVD	8TH ST	6	SE	6L980	4000	Philips	110	
0	INTERSTATE 695	8TH ST	6	SE	6L978	4000	Philips	215	400HPS to 215LED. Pole 67969 replaced.
3709	FRANKLIN D ROOSEVELT PL	BARNES ST	7	NE	72497	4000	King Luminaire	100	250H to 100L pole replaced.
3318	WISCONSIN AVE	NEWARK ST	3	NW	3U388	4000	King Luminaire	100	400HPS to 100LED. Pole 38774 replaced.
231	13TH ST	WALTER ST	6	SE	64460DC	4000	Philips	35	70HPS to 35LED. Moved to Wood Pole.
3700	NEWARK ST	WISCONSIN AVE	3	NW	3U393	4000	King Luminaire	100	
3223	O ST	BRANCH AVE	7	SE	77687DC	4000	Philips	70	100HPS to 70LED.
0	INTERSTATE 695	11TH ST	6	SE	6L972	4000	Philips	215	250HPS to 215LED. Pole 68050 replaced.
1400	OKIE ST	FENWICK ST	5	NE	52633DC	4000	Philips	215	400HPS to 215LED.
808	V ST	8TH ST	1	NW	1U029	4000	King Luminaire	100	
0	SOUTHEAST-SOUTHWEST BLVD	13TH ST	6	SE	6U009	4000	King Luminaire	200	
0	INTERSTATE 695	11TH ST	6	SE	6L965	4000	Philips	215	
0	11TH ST	INTERSTATE 695	6	SE	6L996	4000	King Luminaire	100	
0	11TH ST	L ST	6	SE	6L994	4000	King Luminaire	200	400HPS to 200LED. Pole 66052 replaced.
403	8TH ST	D ST	6	NE	63344	5000	LSG	75	70HPS to 75LED.
823	6TH ST	I ST	6	NE	61879	4000	Philips	70	175MV to 72LED.
208	G ST	2ND ST	6	NE	6L516	4000	King Luminaire	100	
1630	R ST	17TH ST	2	NW	26487DC	5000	LSG	75	100HPS to 75LED.
1318	FLORIDA AVE	13TH ST	1	NW	1G577	5000	LSG	75	100HPS to 75LED. Pole 14367 replaced.
0	SOUTHEAST-SOUTHWEST BLVD	11TH ST	6	SE	6U003	4000	King Luminaire	200	
0	MACOMB ST	MAUD ST	3	NW	33756DC	4000	Philips	24	295I to 24LED.
1803	WEST VIRGINIA AVE	MOUNT OLIVET RD	5	NE	52694DC	4000	Philips	215	400HPS to 215LED.
2653	30TH ST	ERIE ST	7	SE	79025DC	4000	Philips	110	250HPS to 110LED.
3304	WISCONSIN AVE	NEWARK ST	3	NW	3U401	4000	King Luminaire	100	
1811	HAMLIN ST	18TH ST	5	NE	5A372DC	4000	Philips	35	100HPS to 35LED.
0	SOUTHEAST-SOUTHWEST BLVD	8TH ST	6	SE	6L981	4000	Philips	110	
0	NEWARK ST	WISCONSIN AVE	3	NW	3U390	4000	King Luminaire	200	400HPS to 200LED. Pole 38996 replaced.
3705	NEWARK ST	IDAHO AVE	3	NW	3U394	4000	King Luminaire	100	250HPS to 100LED. Pole 38994DC replaced.
0	NEWARK ST	WISCONSIN AVE	3	NW	3U421	4000	King Luminaire	200	Pole 38777 replace, relocate.
0	Q ST	7TH ST	6	NW	6A527	4000	King Luminaire	200	
409	BUCHANAN ST	4TH ST	4	NW	4K368	4000	Philips	35	100HPS to 35LED. 3/20/2015 Correct asset type.
439	BUCHANAN ST	5TH ST	4	NW	4K373	4000	Philips	35	70HPS to 35LED. 3/20/2015 Correct asset type.
6979	MAPLE ST	CARROLL ST	4	NW	4A821	4000	King Luminaire	100	
247	CARROLL ST	MAPLE ST	4	NW	4H569	4000	King Luminaire	100	250HPS to 100LED. Pole replaced.
232	CARROLL ST	MAPLE ST	4	NW	4H568	4000	King Luminaire	100	250HPS to 100LED. Pole replaced.
0	INTERSTATE 295	11TH ST	6	SE	6L970	4000	Philips	215	
0	INTERSTATE 695	M ST	6	SE	6L947	4000	Philips	215	
1225	WYLIE ST	12TH ST	6	NE	62476	5000	LSG	75	100HPS to 75LED.
0	INTERSTATE 695	11TH ST	6	SE	6L973	4000	Philips	215	400HPS to 215LED. Pole 68023 replaced.
613	12TH ST	MARYLAND AVE	6	NE	62204	5000	LSG	75	100HPS to 75LED.
0	L ST	11TH ST	6	SE	6L992	4000	King Luminaire	200	400HPS to 200LED. Pole 67616 replaced.
2	FLORIDA AVE	NORTH CAPITOL ST	5	NE	5M149	4000	King Luminaire	120	400HPS to 215LED.
1748	TAYLOR ST	18TH ST	4	NW	4F518DC	5000	LSG	75	189INC to 75LED.
1744	TAYLOR ST	18TH ST	4	NW	4F516DC	5000	LSG	75	100HPS to 75LED.
751	P ST	7TH ST	6	NW	26061	5000	LSG	50	189INC to 50LED.
2006	FENWICK ST	OKIE ST	5	NE	52600DC	5000	LSG	50	150HPS to 50LED.
624	13TH ST	MARYLAND AVE	6	NE	62367	4000	Philips	215	400HPS to 215LED.
607	K ST	6TH ST	6	NW	6A090	5000	LSG	75	
1012	6TH ST	NEW YORK AVE	6	NW	6A089	5000	LSG	75	Pole replaced.
321	INGRAHAM ST	KANSAS AVE	4	NW	4A854	4000	Philips	110	150HPS to 110LED.
1600	O ST	17TH ST	2	NW	27156	4000	King Luminaire	100	
0	SOUTHEAST-SOUTHWEST BLVD	11TH ST	6	SE	6L977	4000	Philips	110	
2120	8TH ST	V ST	1	NW	1U037	4000	King Luminaire	100	
2007	30TH ST	PARK DR	7	SE	7A332DC	5000	LSG	50	
0	INTERSTATE 695	M ST	6	SE	6L948	4000	Philips	215	
0	INTERSTATE 295	L ST	6	SE	6L969	4000	Philips	215	
0	5TH ST	ALABAMA AVE	8	SE	8A128DC	4000	Philips	110	
503	ALABAMA AVE	5TH ST	8	SE	8A129DC	4000	Philips	110	
0	ALABAMA AVE	WHEELER RD	8	SE	8A113	4000	Philips	110	
0	ALABAMA AVE	WHEELER RD	8	SE	8A112	4000	Philips	110	
822	7TH ST	I ST	6	NE	61887	4000	Philips	70	75LED to 72LED. 9/23/2012 100HPS to 75LED.
1030	49TH PL	LEE ST	7	NE	7A282DC	4000	Philips	110	
1000	49TH PL	SHERIFF RD	7	NE	7A281DC	4000	Philips	110	
929	SHERIDAN ST	GEORGIA AVE	4	NW	4A835DC	4000	Philips	70	
200	UNDERWOOD ST	BLAIR RD	4	NW	4A822DC	4000	Philips	24	
1013	T ST	11TH ST	1	NW	1L362	4000	King Luminaire	100	
946	T ST	VERMONT AVE	1	NW	1L364	4000	King Luminaire	100	
941	T ST	VERMONT AVE	1	NW	1L366	4000	King Luminaire	100	400HPS to 100LED. Pole 13449 replaced.
930	T ST	VERMONT AVE	1	NW	1L367	4000	King Luminaire	100	400HPS to 100LED. Pole 13450 replaced.
929	T ST	VERMONT AVE	1	NW	1L368	4000	King Luminaire	100	
920	T ST	9TH ST	1	NW	1L369	4000	King Luminaire	100	
0	FLORIDA AVE	NORTH CAPITOL ST	5	NE	5A203	4000	Philips	215	400HPS to 215LED.
917	T ST	9TH ST	1	NW	1L370	4000	King Luminaire	100	400HPS to 100LED. Pole 13451 replaced.
901	T ST	9TH ST	1	NW	1L373	4000	King Luminaire	100	
0	WEST VIRGINIA AVE	17TH ST	5	NE	5A324DC	4000	Philips	110	
1710	17TH ST	MONTANA AVE	5	NE	5A325DC	4000	Philips	110	
3200	15TH ST	KEARNY ST	5	NE	5A162DC	5000	LSG	75	295INC to 75LED.
3206	15TH ST	JACKSON ST	5	NE	5A464DC	5000	LSG	75	295INC to 75LED.
0	NEWTON ST	12TH ST	5	NE	5A314DC	5000	LSG	75	
0	NEWTON ST	13TH ST	5	NE	55670DC	5000	LSG	75	150HPS to 75LED.
1355	17TH ST	O ST	2	NW	27159	4000	King Luminaire	100	100HPS to 100LED. Pole 27159DC replaced.
3338	CARPENTER ST	HIGHWOOD DR	7	SE	77722DC	4000	Philips	70	100HPS to 70LED.
1412	CHAPIN ST	14TH ST	1	NW	12053	5000	LSG	75	100HPS to 75LED.
1417	BELMONT ST	14TH ST	1	NW	12052	5000	LSG	75	100HPS to 75LED.
0	M PL	BRANCH AVE	7	SE	7A321DC	4000	Philips	110	
0	BRANCH AVE	ANACOSTIA RD	7	SE	7A322	4000	King Luminaire	100	
1332	BRANCH AVE	O ST	7	SE	7A325DC	4000	Philips	110	
0	BRANCH AVE	Q ST	7	SE	7A326	4000	King Luminaire	100	
0	INTERSTATE 695	M ST	6	SE	6L957	4000	Philips	110	
0	11TH ST	INTERSTATE 695	6	SE	6L995	4000	King Luminaire	100	
826	JEFFERSON ST	JAMAICA ST	5	NE	50238DC	5000	LSG	75	70HPS to 75LED.
33	NEW YORK AVE	NORTH CAPITOL ST	6	NE	6A286	4000	King Luminaire	100	
1801	7TH ST	S ST	1	NW	1A054	4000	King Luminaire	100	250HPS to 100LED.

1415 IRVING ST	14TH ST	5	NE	54824DC	4000	Philips	60	100H to 60L.
15 E ST	NORTH CAPITOL ST	6	NW	60937	5000	LSG	75	150HPS to 75LED.
813 T ST	9TH ST	1	NW	1L375	4000	King Luminaire	100	250HPS to 100LED. Pole 13454 replaced.
803 T ST	8TH ST	1	NW	1L377	4000	King Luminaire	100	
727 T ST	8TH ST	1	NW	1L378	4000	King Luminaire	100	400HPS to 100LED. Pole 13456 replaced.
717 T ST	8TH ST	1	NW	1L380	4000	King Luminaire	100	
750 9TH ST	H ST	2	NW	23269	4000	King Luminaire	100	
1701 38TH ST	S ST	7	SE	77829DC	4000	Philips	70	70HPS to 70LED.
0 INTERSTATE 695	11TH ST	6	SE	6L990	4000	Philips	215	
1100 E ST	11TH ST	6	NE	63286	5000	LSG	50	175MV to 50LED.
33 NEW YORK AVE	NORTH CAPITOL ST	6	NE	6A287	4000	King Luminaire	100	400HPS to 100LED. Pole 61254 replaced.
514 V ST	5TH ST	5	NE	5A270	4000	King Luminaire	100	
514 V ST	5TH ST	5	NE	5A271	4000	King Luminaire	100	
514 V ST	5TH ST	5	NE	5A272	4000	King Luminaire	100	
0 M ST	12TH ST	6	SE	6L959	4000	Philips	110	
3714 S ST	TEXAS AVE	7	SE	77817DC	4000	Philips	70	100HPS to 72LED.
0 NASH ST	POPE ST	7	SE	77790DC	4000	Philips	70	100HPS to 70LED.
0 INTERSTATE 295	11TH ST	6	SE	6L971	4000	Philips	215	
1801 7TH ST	S ST	1	NW	14315	4000	King Luminaire	100	250HPS to 100LED.
0 M ST	12TH ST	6	SE	6L958	4000	Philips	110	
1645 V ST	FENDALL ST	8	SE	8A045DC	4000	Philips	110	
0 SOUTHEAST-SOUTHWEST BLVD	13TH ST	6	SE	6U006	4000	King Luminaire	200	
805 V ST	8TH ST	1	NW	1U031	4000	King Luminaire	100	
0 DE SALES ST	CONNECTICUT AVE	2	NW	2U552	4000	King Luminaire	150	400HPS to 150LED.
2600 L ST	26TH ST	2	NW	2A096	4000	Philips	110	
710 21ST ST	G ST	2	NW	2L387	4000	King Luminaire	100	
710 21ST ST	G ST	2	NW	2L388	4000	King Luminaire	100	
940 24TH ST	NEW HAMPSHIRE AVE	2	NW	28388	4000	King Luminaire	100	250HPS to 100LED.
940 24TH ST	NEW HAMPSHIRE AVE	2	NW	2A049	4000	King Luminaire	100	250 HPS to 100LED.
700 P ST	7TH ST	6	NW	6A518	4000	King Luminaire	100	
0 P ST	7TH ST	6	NW	6A519	4000	King Luminaire	150	200LED to 150LED.
1523 7TH ST	P ST	6	NW	6A523	4000	King Luminaire	100	
1537 7TH ST	Q ST	6	NW	6A525	4000	King Luminaire	100	
0 18TH ST	M ST	2	NW	2U532	4000	King Luminaire	150	400HPS to 150LED.Pole 24761 replaced.
0 VALLEY AVE	9TH ST	8	SE	83750DC	4000	Philips	215	400H to 215L.
1816 CORCORAN ST	18TH ST	2	NW	26933	5000	LSG	75	100HPS to 75LED.
1626 RIGGS PL	17TH ST	2	NW	26498	5000	LSG	75	175MV to 75LED.
3407 13TH PL	CONGRESS ST	8	SE	82721DC	4000	Philips	110	250HPS to 110LED.
300 BUTTERNUT ST	BLAIR RD	4	NW	4H513DC	4000	Philips	215	400HPS to 215LED.
603 ELMIRA ST	6TH ST	8	SE	84477DC	5000	LSG	75	189INC to 75LED.
0 17TH ST	COLUMBIA RD	1	NW	1A147	4000	King Luminaire	200	
1228 CONNECTICUT AVE	N ST	2	NW	2U515	4000	King Luminaire	120	
1317 CONNECTICUT AVE	N ST	2	NW	2U500	4000	King Luminaire	120	
1715 K ST	CONNECTICUT AVE	2	NW	24778	4000	King Luminaire	100	100HPS to 100LED. Correct LWF.
0 JENIFER ST	WISCONSIN AVE	3	NW	3E052	4000	Philips	215	400H to 215L. old ID 30299.
1329 CONNECTICUT AVE	N ST	2	NW	2U496	4000	King Luminaire	120	
1415 JUNIPER ST	14TH ST	4	NW	4C901DC	5000	LSG	75	189INC to 75LED.
1232 E ST	12TH ST	6	NE	62570	5000	LSG	75	100HPS to 75LED.
1100 CONNECTICUT AVE	L ST	2	NW	2U559	4000	King Luminaire	120	
1224 CONNECTICUT AVE	JEFFERSON PL	2	NW	2U517	4000	King Luminaire	120	
1369 CONNECTICUT AVE	N ST	2	NW	2U501	4000	King Luminaire	120	
0 18TH ST	N ST	2	NW	2U510	4000	King Luminaire	150	
1250 CONNECTICUT AVE	N ST	2	NW	2U509	4000	King Luminaire	120	400HPS to 120LED.Pole 24531 replaced.
1330 CONNECTICUT AVE	N ST	2	NW	2U495	4000	King Luminaire	120	400HPS to 120LED.Pole 24528 replaced.
1150 CONNECTICUT AVE	M ST	2	NW	2U545	4000	King Luminaire	120	
0 M ST	18TH ST	2	NW	2U534	4000	King Luminaire	150	400HPS to 150LED. Pole 23730 replaced.
1201 CONNECTICUT AVE	M ST	2	NW	2U528	4000	King Luminaire	120	
1200 1ST ST	N ST	6	SE	68501	4000	Philips	110	150HPS to 110LED.
1365 CONNECTICUT AVE	DUPONT CIR	2	NW	2U486	4000	King Luminaire	120	
1146 CONNECTICUT AVE	M ST	2	NW	2U547	4000	King Luminaire	120	
1233 POTOMAC AVE	13TH ST	6	SE	66129	4000	Philips	215	400HPS to 215LED.
0 PENNSYLVANIA AVE	G ST	6	SE	65351	4000	Philips	215	400HPS to 215LED.
813 5TH ST	H ST	6	NE	61729	5000	LSG	75	100HPS to 75LED.
0 STEVENS RD	FIRTH STERLING AVE	8	SE	81583DC	4000	Philips	110	250HPS to 110LED.
2200 RAILROAD AVE	W ST	8	SE	81035DC	4000	Philips	215	400H to 215L.
3223 12TH PL	SAVANNAH PL	8	SE	85461DC	4000	Philips	110	250H to 110L.
3513 HIGHWOOD DR	HIGHWOOD PL	7	SE	77759DC	4000	Philips	70	100HPS to 70LED.
0 HIGHWOOD DR	NASH PL	7	SE	77707DC	4000	Philips	70	100HPS to 70LED.
0 HIGHWOOD DR	POPE ST	7	SE	77740DC	4000	Philips	70	100HPS to 70LED.
3900 R ST	FORT DAVIS ST	7	SE	77890DC	4000	Philips	215	250HPS to 215LED.
0 22ND ST	I ST	2	NW	28286	4000	Spring City	200	250HPS to 200LED.
1733 17TH ST	RIGGS PL	2	NW	26504	5000	LSG	75	100HPS to 75LED.
0 BARRY PL	GEORGIA AVE	1	NW	13390	4000	King Luminaire	200	250H to 200L.
3113 LYNDAL PL	MINNESOTA AVE	7	SE	78345DC	4000	Philips	110	250H to 110L.
2411 IRVING PL	24TH ST	8	SE	83080DC	4000	Philips	110	100H to 110L.
3015 M ST	30TH ST	7	SE	78382DC	5000	LSG	75	74LED to 75LED.
0 18TH ST	CONNECTICUT AVE	2	NW	2U516	4000	King Luminaire	150	400HPS to 150LED.Pole 26764 replaced.
619 GALVESTON ST	SOUTHERN AVE	8	SE	84498DC	5000	LSG	75	189INC to 75LED.
412 HAMILTON ST	KANSAS AVE	4	NW	4M762DC	5000	LSG	50	189INC to 50LED.
1211 CONNECTICUT AVE	M ST	2	NW	2U526	4000	King Luminaire	120	400HPS to 120LED. Pole 27222 replaced.
0 M ST	18TH ST	2	NW	2U535	4000	King Luminaire	150	400HPS to 150LED. Pole 23728 replaced.
1365 CONNECTICUT AVE	DUPONT CIR	2	NW	2U487	4000	King Luminaire	120	400HPS to 120LED. Pole 24526 replaced, relocated.
1361 CONNECTICUT AVE	DUPONT CIR	2	NW	2U488	4000	King Luminaire	120	
1700 RHODE ISLAND AVE	CONNECTICUT AVE	2	NW	2U540	4000	King Luminaire	120	
0 N ST	CONNECTICUT AVE	2	NW	2U505	4000	King Luminaire	150	
1740 M ST	CONNECTICUT AVE	2	NW	2U539	4000	King Luminaire	120	
0 18TH ST	M ST	2	NW	2U536	4000	King Luminaire	150	400HPS to 150LED. Pole 24750 replaced.
1144 46TH ST	HILLSIDE RD	7	SE	75794DC	4000	Philips	30	70H to 30L.
0 M ST	HALF ST	6	SE	68305	4000	Spring City	200	400H to 200L.
838 CHESAPEAKE ST	SOUTHERN AVE	8	SE	84455DC	5000	LSG	75	150HPS to 75LED.
7TH ST	S ST	6	NW	6A845	4000	King Luminaire	150	400HPS to 150LED. 25648
7712 GEORGIA AVE	KALMIA RD	4	NW	4D639DC	5000	LSG	75	100HPS to 75LED.
112 RITTENHOUSE ST	SLIGO MILL RD	4	NE	4P320DC	5000	LSG	75	100HPS to 75LED.
1225 18TH ST	N ST	2	NW	2U514	4000	King Luminaire	120	400HPS to 120LED. Pole 26763 replaced.
1330 CONNECTICUT AVE	N ST	2	NW	2U499	4000	King Luminaire	120	400HPS to 120LED. Pole 24529 replaced.
1212 18TH ST	CONNECTICUT AVE	2	NW	2U524	4000	King Luminaire	120	
1133 CONNECTICUT AVE	DE SALES ST	2	NW	2U550	4000	King Luminaire	120	400HPS to 120LED. Pole 27219 replaced.
1600 BRANCH AVE	Q ST	7	SE	77583DC	4000	Philips	110	250HPS to 110LED.
1155 CONNECTICUT AVE	M ST	2	NW	2U544	4000	King Luminaire	120	400HPS to 120LED. Pole 27220 replaced.

1201	CONNECTICUT AVE	M ST	2	NW	2U529	4000	King Luminaire	120	400HPS to 120LED. Pole 24534 replaced.
1111	CONNECTICUT AVE	L ST	2	NW	2U561	4000	King Luminaire	120	
1323	CONNECTICUT AVE	N ST	2	NW	2U498	4000	King Luminaire	120	400HPS to 120LED. Pole 24869 replaced, relocated.
1213	CONNECTICUT AVE	18TH ST	2	NW	2U522	4000	King Luminaire	120	
0	CONNECTICUT AVE	M ST	2	NW	2U543	4000	King Luminaire	150	
3127	24TH ST	ALABAMA AVE	8	SE	83077DC	4000	Philips	110	250H to 110L. 4/25/2016 Correct W.
1310	SOUTHERN AVE	13TH ST	8	SE	83654DC	4000	Philips	215	400HPS to 215LED.
1321	RANDOLPH ST	14TH ST	4	NW	4I654DC	4000	Philips	30	70H to 30L.
4417	ALBEMARLE ST	44TH ST	3	NW	3F305DC	5000	LSG	54	189INC to 54LED.
7514	9TH ST	HEMLOCK ST	4	NW	4D808DC	4000	Philips	70	295INC to 70LED.
6424	2ND PL	UNDERWOOD ST	4	NW	4H029DC	5000	LSG	75	295INC to 75LED.
137	FORRESTER ST	MARTIN LUTHER KING JR AVE	8	SW	84696DC	4000	Philips	60	150H to 60L.
4610	LIVINGSTON RD	3RD ST	8	SE	83805DC	4000	Philips	215	400H to 215L.
4650	LIVINGSTON RD	SOUTH CAPITOL ST	8	SE	83809DC	4000	Philips	215	400H to 215L.
3324	BROTHERS PL	WACLARK ST	8	SE	85322DC	5000	LSG	75	74LED to 75LED.
1330	7TH ST	O ST	6	NW	6A800	4000	King Luminaire	100	400HPS to 100LED. PP to T20. Relocate. 25659
1356	BARNABY TER	WHEELER RD	8	SE	84136DC	4000	Philips	110	250HPS to 110LED.
1330	22ND ST	NEWPORT PL	2	NW	29649	5000	LSG	75	189INC to 75LED.
0	CONNECTICUT AVE	DE SALES ST	2	NW	2U553	4000	King Luminaire	150	400HPS to 150LED. Pole 24536 replaced.
0	N ST	18TH ST	2	NW	2U511	4000	King Luminaire	150	
0	CONNECTICUT AVE	18TH ST	2	NW	2U508	4000	King Luminaire	120	
0	B ST	51ST ST	7	SE	75256DC	4000	Philips	135	250HPS to 135LED.
3500	6TH ST	MISSISSIPPI AVE	8	SE	85597DC	4000	Philips	110	400HPS to 110LED.
0	M ST	SOUTH CAPITOL ST	6	SW	6M790	4000	King Luminaire	200	400H to 200L. 6/5/2012 Pole 67318 replaced.
3104	Q ST	31ST ST	7	SE	78514DC	4000	Philips	110	250HPS to 110LED.
830	RIDGE RD	BURNS ST	7	SE	76860DC	4000	Philips	110	250HPS to 110LED.
2100	36TH PL	U ST	7	SE	74976DC	4000	Philips	110	250HPS to 110LED.
536	4TH ST	E ST	6	NE	61496	5000	LSG	75	100HPS to 75LED.
640	C ST	7TH ST	6	NE	63383DC	4000	Philips	70	175MV to 70LED.
2213	FRANKLIN ST	24TH ST	5	NE	58108DC	4000	Philips	110	150HPS to 110LED.
5116	FULTON ST	DANA PL	3	NW	34656DC	5000	LSG	54	295INC to 54LED.
4711	TILDEN ST	47TH ST	3	NW	34170DC	5000	LSG	54	189INC to 54LED.
4529	BURLINGTON PL	46TH ST	3	NW	3F014DC	5000	LSG	54	189INC to 54LED.
4804	45TH ST	DEVENPORT ST	3	NW	3F094DC	5000	LSG	54	189INC to 54LED.
4435	ALBEMARLE ST	45TH ST	3	NW	3F304DC	5000	LSG	54	189INC to 54LED.
4301	ALTON PL	43RD ST	3	NW	36158DC	5000	LSG	54	189INC to 54LED.
4918	44TH ST	FESSENDEN ST	3	NW	3A107DC	5000	LSG	54	70HPS to 54LED.
4910	43RD PL	ELLCOTT ST	3	NW	3A129DC	5000	LSG	54	189INC to 54LED.
1346	FLORIDA AVE	14TH ST	1	NW	1G579	5000	LSG	75	100HPS to 75LED. Pole 14371 replaced.
1145	CONNECTICUT AVE	M ST	2	NW	2U546	4000	King Luminaire	120	
1330	CONNECTICUT AVE	N ST	2	NW	2U497	4000	King Luminaire	120	
1141	CONNECTICUT AVE	DE SALES ST	2	NW	2U548	4000	King Luminaire	120	
1100	CONNECTICUT AVE	L ST	2	NW	2U558	4000	King Luminaire	120	
1346	CONNECTICUT AVE	DUPONT CIR	2	NW	2U493	4000	King Luminaire	120	
1217	CONNECTICUT AVE	18TH ST	2	NW	2U520	4000	King Luminaire	120	400HPS to 120LED. Pole 27223 replaced.
1350	CONNECTICUT AVE	DUPONT CIR	2	NW	2U491	4000	King Luminaire	120	400HPS to 120LED. Pole 24527 replaced.
2000	HAMLIN ST	20TH ST	5	NE	58145DC	4000	Philips	110	100HPS to 110LED
3418	WISCONSIN AVE	NORTON PL	3	NW	3U405	4000	King Luminaire	100	
3335	IDAHO AVE	NEWARK ST	3	NW	3U412	4000	King Luminaire	100	400HPS to 100LED. Pole 38890DC replaced.
1400	OKIE ST	FENWICK ST	5	NE	52632DC	4000	Philips	215	400HPS to 215LED.
1327	ANACOSTIA RD	MINNESOTA AVE	7	SE	78404DC	5000	LSG	75	74LED to 75LED.
2831	MINNESOTA AVE	ANACOSTIA RD	7	SE	78403DC	5000	LSG	75	74LED to 75LED.
2843	MINNESOTA AVE	NELSON PL	7	SE	78401DC	5000	LSG	75	74LED to 75LED.
2951	NELSON PL	MINNESOTA AVE	7	SE	78400DC	5000	LSG	75	74LED to 75LED.
1307	W ST	13TH ST	1	NW	1G576	4000	Philips	70	100HPS to 70LED. Pole 11808 replaced.
1433	SOUTHERN AVE	13TH ST	8	SE	86520DC	4000	Philips	215	400HPS to 215LED.
4630	BROOKS ST	46TH PL	7	NE	71893DC	5000	LSG	75	74LED to 75LED.
2955	NELSON PL	30TH ST	7	SE	78399DC	5000	LSG	75	74LED to 75LED.
1309	ANACOSTIA RD	30TH ST	7	SE	78398DC	5000	LSG	75	74LED to 75LED.
1018	49TH PL	LEE ST	7	NE	70784DC	4000	Philips	110	400HPS to 110LED.
3700	NEWARK ST	WISCONSIN AVE	3	NW	3U392	4000	King Luminaire	100	250HPS to 100LED. Pole 38995DC replaced.
3335	QUESADA ST	BROAD BRANCH RD	4	NW	4A802DC	5000	LSG	50	189INC to 50LED.
2917	NASH PL	FAIRLAWN AVE	7	SE	76763DC	5000	LSG	75	74LED to 75LED.
2933	NASH PL	MINNESOTA AVE	7	SE	76761DC	5000	LSG	75	74LED to 75LED.
4402	BANKS PL	44TH ST	7	NE	71657DC	5000	LSG	75	74LED to 75LED.
45	L ST	HALF ST	6	SW	66978	4000	Philips	30	400HPS to 30LED.
2501	N ST	FAIRLAWN AVE	7	SE	76774DC	5000	LSG	75	74LED to 75LED.
2900	NASH PL	FAIRLAWN AVE	7	SE	76754DC	5000	LSG	75	74LED to 75LED.
2908	NASH PL	FAIRLAWN AVE	7	SE	76753DC	5000	LSG	75	74LED to 75LED.
2932	NASH PL	MINNESOTA AVE	7	SE	76750DC	5000	LSG	75	74LED to 75LED.
2940	NASH PL	MINNESOTA AVE	7	SE	76749DC	5000	LSG	75	74LED to 75LED.
3009	M ST	30TH ST	7	SE	78383DC	5000	LSG	75	74LED to 75LED.
3057	M ST	ANACOSTIA RD	7	SE	78378DC	5000	LSG	75	74LED to 75LED.
3025	M ST	30TH ST	7	SE	78381DC	5000	LSG	75	189INC to 75LED.
3067	M ST	ANACOSTIA RD	7	SE	78377DC	5000	LSG	75	74LED to 75LED.
3049	M ST	ANACOSTIA RD	7	SE	78379DC	5000	LSG	75	74LED to 75LED.
0	BENNING RD	NONE	7	NE	74450DC	4000	Philips	215	400H to 215L.
0	M ST	SOUTH CAPITOL ST	6	SW	66855	4000	King Luminaire	200	400H to 200L. 6/5/2012 Pole, fixture replaced.
3308	WISCONSIN AVE	NEWARK ST	3	NW	3U385	4000	King Luminaire	100	
300	COLLEGE ST	4TH ST	1	NW	1U197	4000	King Luminaire	100	250HPS to 100LED. Pole 13997 replaced.
1811	HAMLIN ST	RHODE ISLAND AVE	5	NE	58140DC	4000	Philips	110	100HPS to 110LED.
2000	HAMLIN ST	KING PL	5	NE	58157DC	4000	Philips	110	100HPS to 110LED.
2806	18TH ST	FRANKLIN ST	5	NE	58476DC	4000	Philips	110	250HPS to 110LED.
1602	HOBART ST	MOUNT PLEASANT ST	1	NW	10559	5000	LSG	54	100HPS to 54LED.
2904	20TH ST	HAMLIN ST	5	NE	58129DC	4000	Philips	110	100HPS to 110LED.
3037	M ST	ANACOSTIA RD	7	SE	78380DC	5000	LSG	75	74LED to 75LED.
0	44TH ST	GRANT ST	7	NE	71600DC	4000	King Luminaire	100	250HPS to 100LED. Correct LWF.
0	MINNESOTA AVE	R ST	8	SE	80085	4000	Philips	215	400H to 215L.
2826	EVARTS ST	30TH ST	5	NE	58215DC	4000	Philips	100	100H to 110L.
3200	BANNEKER DR	CHERRY RD	5	NE	58395	4000	Philips	215	250HPS to 215LED.
1127	CONNECTICUT AVE	DE SALES ST	2	NW	2U555	4000	King Luminaire	120	
1140	CONNECTICUT AVE	DE SALES ST	2	NW	2U549	4000	King Luminaire	120	400HPS to 120LED. Pole 24535 replaced.
4509	45TH ST	ALBEMARLE ST	3	NW	3F302DC	5000	LSG	54	70HPS to 54LED.
1775	I ST	18TH ST	2	NW	28070	4000	Philips	215	400HPS to 215LED.
3300	EASTERN AVE	FORT LINCOLN DR	5	NE	58702	4000	Philips	215	250HPS to 215LED.
3325	IDAHO AVE	NEWARK ST	3	NW	3U414	4000	King Luminaire	100	400HPS to 100LED. Pole 38889DC replaced.
4503	GRANT ST	46TH ST	7	NE	7U439	4000	King Luminaire	100	
908	T ST	9TH ST	1	NW	1L371	4000	King Luminaire	100	400HPS to 100LED. Pole 13452 replaced.
0	EASTERN AVE	MONROE ST	5	NE	57509DC	4000	Philips	215	400HPS to 215LED.

1015 HALF ST	K ST	6	SE	6B100	4000	King Luminaire	100	Pole 67435 replaced.
2002 FENWICK ST	OKIE ST	5	NE	52597DC	4000	Philips	110	400HPS to 110LED.
4401 GRANT ST	44TH ST	7	NE	7U434	4000	King Luminaire	100	
1127 CONNECTICUT AVE	DE SALES ST	2	NW	2U554	4000	King Luminaire	120	
1214 18TH ST	CONNECTICUT AVE	2	NW	2U521	4000	King Luminaire	150	250HPS to 150LED. Pole 24739 replaced.
1133 CONNECTICUT AVE	DE SALES ST	2	NW	2U551	4000	King Luminaire	120	
1367 CONNECTICUT AVE	DUPONT CIR	2	NW	2U485	4000	King Luminaire	120	
0 18TH ST	M ST	2	NW	2U533	4000	King Luminaire	120	
4739 TILDEN PL	47TH ST	3	NW	34169DC	5000	LSG	54	189INC to 54LED.
7546 8TH ST	JUNIPER ST	4	NW	4D824DC	5000	LSG	75	70HPS to 75LED.
1700 RHODE ISLAND AVE	ST MATTHEWS CT	2	NW	2U537	4000	King Luminaire	120	
0 N ST	18TH ST	2	NW	2U512	4000	King Luminaire	150	400HPS to 150LED. Pole 27182 replaced.
0 18TH ST	N ST	2	NW	2U513	4000	King Luminaire	150	
1120 CONNECTICUT AVE	DE SALES ST	2	NW	2U556	4000	King Luminaire	120	
0 9TH ST	HEMLOCK ST	4	NW	4D810DC	4000	Philips	70	295INC to 70LED.
0 1ST ST	L ST	6	SE	6A020	4000	King Luminaire	200	
907 T ST	9TH ST	1	NW	1L372	4000	King Luminaire	100	400HPS to 100LED. Pole 13453 replaced.
4719 BASS PL	BASS CIR	7	SE	75139DC	4000	Philips	135	250HPS to 135LED.
1133 C ST	12TH ST	6	NE	6A507	4000	Philips	70	
719 K ST	8TH ST	6	NE	62007	5000	LSG	75	175MV to 75LED.
3327 IDAHO AVE	NEWARK ST	3	NW	3U413	4000	King Luminaire	100	
1433 LOCUST RD	16TH ST	4	NW	4C212DC	5000	LSG	75	175MV to 75LED.
1530 LOCUST RD	16TH ST	4	NW	4C225DC	5000	LSG	75	70HPS to 75LED.
1460 LOCUST RD	14TH ST	4	NW	4C222DC	5000	LSG	75	70HPS to 75LED.
1410 LOCUST RD	14TH ST	4	NW	4C221DC	5000	LSG	75	189INC to 75LED.
1429 IRIS ST	14TH ST	4	NW	4C897DC	5000	LSG	75	295INC to 75LED.
1437 GERANIUM ST	16TH ST	4	NW	4C079DC	5000	LSG	75	100HPS to 75LED.
7600 GEORGIA AVE	SHEPHERD RD	4	NW	4D652DC	5000	LSG	75	295INC to 75LED.
7562 8TH ST	JUNIPER ST	4	NW	4D825DC	5000	LSG	75	70HPS to 75LED.
7538 8TH ST	HEMLOCK ST	4	NW	4D823DC	5000	LSG	75	70HPS to 75LED.
7522 8TH ST	HEMLOCK ST	4	NW	4D822DC	5000	LSG	75	189INC to 75LED.
3224 WALBRIDGE PL	PARK RD	1	NW	10473	5000	LSG	54	189INC to 54LED.
1330 22ND ST	NEWPORT PL	2	NW	29648	5000	LSG	75	189INC to 75LED.
5307 CATHEDRAL AVE	MACARTHUR BLVD	3	NW	39112DC	5000	LSG	50	70HPS to 54LED.
0 I ST	NEW JERSEY AVE	6	SE	6A037	4000	Spring City	215	400hps TO 215LED. 11/20/2009 Pole 67465 rep.
0 MICHIGAN AVE	IRVING ST	5	NE	53273DC	4000	Philips	215	400HPS to 215LED.
615 CHESAPEAKE ST	6TH ST	8	SE	84424DC	5000	LSG	75	175MV to 75LED.
1752 KILBOURNE PL	18TH ST	1	NW	10576	5000	LSG	54	189INC to 54LED.
4410 EADS ST	44TH ST	7	NE	71818DC	5000	LSG	75	74LED to 75LED.
181 JOUET ST	MARTIN LUTHER KING JR AVE	8	SW	84871DC	5000	LSG	75	74LED to 75LED.
742 HILLTOP TER	CHAPLIN ST	7	SE	76136DC	4000	Philips	30	70H to 30L.
4281 6TH ST	DARRINGTON ST	8	SE	84052DC	4000	Philips	215	250HPS to 215LED.
600 NORTH CAPITOL ST	G ST	6	NW	6U637	4000	King Luminaire	100	
225 RITTENHOUSE ST	NEW HAMPSHIRE AVE	4	NE	4P326DC	5000	LSG	75	100HPS to 75LED.
1238 C ST	13TH ST	6	NE	62893	5000	LSG	75	189INC to 75LED.
424 4TH ST	E ST	6	NE	61470	5000	LSG	75	100HPS to 75LED.
1901 T PL	T ST	8	SE	79270DC	4000	Philips	110	250HPS to 110LED.
507 OGLETHORPE ST	5TH ST	4	NW	4N412DC	4000	Philips	110	100HPS to 110LED.
5102 8TH ST	GALLATIN ST	4	NW	4M259	4000	King Luminaire	100	295INC to 100LED.
2209 ALABAMA AVE	23RD ST	8	SE	82816DC	4000	Philips	215	400H to 215L.
3028 PARK PL	COLUMBIA RD	5	NW	54014	4000	Philips	215	250HPS to 215LED.
0 9TH ST	G ST	6	SW	66621	4000	Philips	200	250HPS to 200LED.
1840 FENWICK ST	GALLAUDET ST	5	NE	52594DC	4000	Philips	110	250HPS to 110LED.
17TH ST	H ST	2	NW	2L227	4000	Philips	215	400HPS to 215LED.
1309 PENNSYLVANIA AVE	13TH ST	6	SE	65398	4000	Philips	215	400HPS to 215LED.
1736 HOBART ST	IRVING ST	1	NW	10551	5000	LSG	54	189INC to 54LED.
2010 FRANKLIN ST	22ND ST	5	NE	58113DC	4000	Philips	110	150HPS to 110LED.
430 JEFFERSON ST	5TH ST	4	NW	4M387	4000	King Luminaire	100	250HPS to 100LED.
1800 FRANKLIN ST	20TH ST	5	NE	58120DC	4000	Philips	110	100HPS to 110LED.
500 NORTH CAPITOL ST	E ST	6	NW	60934	5000	LSG	75	150HPS to 75LED.
600 G ST	NORTH CAPITOL ST	6	NW	6U640	4000	King Luminaire	100	
3520 CLAY PL	35TH ST	7	NE	74068DC	5000	LSG	75	175MV to 75LED.
840 JEFFERSON ST	JAMAICA ST	5	NE	5L496DC	5000	LSG	75	
1218 EASTERN AVE	JAMAICA ST	5	NE	5L495DC	5000	LSG	75	
2700 MILLS AVE	EVARTS ST	5	NE	5A352DC	5000	LSG	75	
2700 MILLS AVE	FRANKLIN ST	5	NE	5A355DC	5000	LSG	75	
0 4TH ST	SEWARD SQ	6	SE	65650	4000	Philips	215	400H to 215L.
0 SOUTH CAPITOL ST	M ST	6	SW	67003	4000	Philips	215	250H to 215L.
818 7TH ST	H ST	6	NE	61873	4000	Philips	70	75LED to 72LED. 9/23/2012 70HPS to 75LED.
0 PENNSYLVANIA AVE	13TH ST	6	SE	65401	4000	Philips	215	400HPS to 215LED.
0 WEST VIRGINIA AVE	17TH ST	5	NE	59039DC	4000	Philips	215	400HPS to 215LED.
1918 S ST	R ST	2	NW	27013	5000	LSG	75	70HPS to 75LED.
4300 13TH ST	UPSHUR ST	4	NW	4U145	4000	Philips	110	400HPS to 110LED. Pole 4K431 replace, relocate.
1106 4TH ST	L ST	6	SE	67547	4000	King Luminaire	100	250H to 100L.
3105 LYNDAL PL	MINNESOTA AVE	7	SE	78346DC	4000	Philips	110	250H to 110L.
4137 WHEELER RD	BARNABY ST	8	SE	84432DC	5000	LSG	75	74LED to 75LED.
4728 UPTON ST	47TH ST	3	NW	34168DC	5000	LSG	54	189INC to 54LED.
527 12TH ST	MARYLAND AVE	6	NE	62573	5000	LSG	75	100HPS to 75LED.
125 MICHIGAN AVE	IRVING ST	5	NE	53665DC	4000	Philips	215	400HPS to 215LED.
0 11TH ST	SOUTHEAST-SOUTHWEST BLVD	6	SE	6L991	4000	King Luminaire	200	400HPS to 200LED. Pole 67937 replaced.
1510 FORT DAVIS ST	Q ST	7	SE	77919DC	5000	LSG	75	74LED to 75LED.
0 R ST	FORT DAVIS PL	7	SE	77961DC	4000	Philips	215	250HPS to 215LED.
391 MICHIGAN AVE	IRVING ST	5	NE	53272DC	4000	Philips	215	400HPS to 215LED.
618 QUINTANA PL	7TH ST	4	NW	4N357DC	4000	Philips	70	100HPS to 70LED.
3223 6TH ST	SAVANNAH ST	8	SE	85608DC	4000	Philips	110	400HPS to 110LED.
700 2ND ST	H ST	6	NE	61301	4000	King Luminaire	100	250HPS to 100LED. Pole, fix, replaced.
115 40TH ST	BLAINE ST	7	NE	73972DC	5000	LSG	75	74LED to 75LED.
4317 HALLEY TER	DANBURY ST	8	SE	84734DC	5000	LSG	75	74LED to 75LED.
3940 AMES ST	BURNS ST	7	NE	73978DC	5000	LSG	75	74LED to 75LED.
3221 10TH PL	SAVANNAH ST	8	SE	85498DC	4000	Philips	60	70H to 60L.
0 O ST	CARPENTER ST	7	SE	77679DC	4000	Philips	70	100HPS to 70LED.
14 BATES ST	P ST	5	NW	59784	5000	LSG	75	150HPS to 75LED.
14 BATES ST	NORTH CAPITOL ST	5	NW	5A202DC	5000	LSG	75	
3151 17TH ST	KILBOURNE PL	1	NW	17452	5000	LSG	54	400HPS to 54LED.
87 P ST	1ST ST	5	NW	5A200DC	5000	LSG	75	
0 SUMNER RD	FIRTH STERLING AVE	8	SE	8A056	4000	Philips	110	
1011 T ST	VERMONT AVE	1	NW	1L363	4000	King Luminaire	100	400HPS to 100LED. Pole 13447 replaced.
3220 15TH ST	KEARNY ST	5	NE	5A163DC	5000	LSG	75	295INC to 75LED.
807 T ST	8TH ST	1	NW	1L376	4000	King Luminaire	100	400HPS to 100LED. Pole 13455 replaced.

700 T ST	7TH ST	1	NW	11381	4000	King Luminaire	100	400HPS to 100LED. Pole 13457 replaced.
33 N ST	NORTH CAPITOL ST	6	NE	6A288	4000	King Luminaire	100	
1325 EMERALD ST	13TH ST	6	NE	62608	5000	LSG	75	189INC to 75LED.
0 JENIFER ST	WISCONSIN AVE	3	NW	3E051DC	4000	Philips	215	400H to 215L. old ID 30767DC
100 SAVANNAH ST	2ND ST	8	SE	85244DC	4000	Philips	110	250HPS to 110LED.
METROPOLITAN BRANCH TRAIL	FRANKLIN ST	5	NE	5T0003	4000	Philips	35	Convert to 35LED.
1356 OKIE ST	FENWICK ST	5	NE	52601DC	5000	LSG	50	150HPS to 50LED.
2820 18TH ST	GIRARD ST	5	NE	58478DC	4000	Philips	110	250HPS to 110LED.
0 PENNSYLVANIA AVE	4TH ST	6	SE	65315	4000	Philips	215	400HPS to 215LED.
5417 8TH ST	KENNEDY ST	5	NE	50236DC	5000	LSG	75	70HPS to 75LED.
1000 2ND PL	K ST	6	SE	6A743	4000	Philips	70	
1826 R ST	18TH ST	2	NW	26928	5000	LSG	75	189INC to 75LED.
METROPOLITAN BRANCH TRAIL	FRANKLIN ST	5	NE	5T0010	4000	Philips	35	Convert to 35LED.
METROPOLITAN BRANCH TRAIL	RHODE ISLAND AVE	5	NE	5T0022	4000	Philips	35	Convert to 35LED.
1826 KENYON ST	19TH ST	1	NW	10422	5000	LSG	54	189INC to 54LED.
200 MALCOLM X AVE	2ND ST	8	SE	8A125	4000	Philips	110	
315 FRANKLIN ST	4TH ST	5	NE	56502	5000	LSG	75	189INC to 75LED.
200 CROMWELL TER	2ND ST	5	NE	56035	5000	LSG	75	189INC to 75LED.
428 10TH ST	E ST	6	NE	63288	5000	LSG	75	189INC to 75LED.
4601 RODMAN ST	47TH ST	3	NW	34227DC	5000	LSG	54	189INC to 54LED.
405 VALLEY AVE	4TH ST	8	SE	83764DC	4000	Philips	215	400H to 215L.
2217 FRANKLIN ST	24TH ST	5	NE	58107DC	4000	Philips	110	150HPS to 110LED.
0 I ST	17TH ST	2	NW	2L252	4000	King Luminaire	200	400HPS to 200LED.
3200 9TH PL	ALABAMA AVE	8	SE	85503DC	4000	Philips	110	100H to 110L.
0 PENNSYLVANIA AVE	NORTH CAROLINA AVE	6	SE	65319	4000	Philips	215	400HPS to 215LED.
4263 EDSON PL	44TH ST	7	NE	71766DC	5000	LSG	75	74LED to 75LED.
55 V ST	NORTH CAPITOL ST	5	NW	53342	5000	LSG	75	150HPS to 75LED.
23 46TH PL	CENTRAL AVE	7	NE	72272DC	5000	LSG	75	74LED to 75LED.
613 2ND ST	F ST	6	NE	61403	5000	LSG	75	175MV to 75LED.
410 G ST	5TH ST	6	NE	61627	5000	LSG	75	295INC to 75LED.
2326 15TH PL	HOWARD RD	8	SE	81411DC	5000	LSG	75	74LED to 75LED.
METROPOLITAN BRANCH TRAIL	T ST	5	NE	5T0053	4000	Philips	35	Convert to 35LED.
0 ANACOSTIA RD	BRANCH AVE	7	SE	7A323DC	4000	Philips	110	
2031 36TH ST	U ST	7	SE	74950DC	4000	Philips	110	250H to 110L.
3317 6TH ST	SAVANNAH ST	8	SE	85603DC	4000	Philips	110	400HPS to 110LED.
613 6TH ST	MORRIS PL	6	NE	61843DC	5000	LSG	75	74LED to 75LED.
432 10TH ST	E ST	6	NE	63287	5000	LSG	75	400HPS to 75LED.
1317 VALLEY PL	MOUNT VIEW PL	8	SE	80637DC	5000	LSG	75	74LED to 75LED.
1641 V ST	FENDALL ST	8	SE	8A044DC	4000	Philips	110	
3819 NASH ST	POPE ST	7	SE	77791DC	4000	Philips	70	100HPS to 70LED.
1315 46TH ST	SOUTHERN AVE	7	SE	75656DC	4000	Philips	135	250HPS to 135LED.
3405 TEXAS AVE	PENNSYLVANIA AVE	7	SE	77815DC	4000	Philips	70	100HPS to 72LED.
317 CHANNING ST	3RD ST	5	NE	56066	5000	LSG	75	189INC to 75LED.
0 14TH ST	W ST	1	NW	12069	5000	LSG	75	400HPS to 75LED.
606 F ST	5TH ST	6	NE	61622	5000	LSG	75	189INC to 75LED.
840 BUCHANAN ST	10TH ST	5	NE	51051DC	5000	LSG	75	70HPS to 75LED.
3436 23RD ST	SAVANNAH ST	8	SE	82549DC	5000	LSG	75	189INC to 75LED.
1349 EMERALD ST	14TH ST	6	NE	62606	5000	LSG	75	189INC to 75LED.
520 ATLANTIC ST	6TH ST	8	SE	84446DC	5000	LSG	75	150HPS to 75LED.
161 35TH ST	AMES ST	7	NE	74081DC	5000	LSG	75	74LED to 75LED.
842 CHESAPEAKE ST	SOUTHERN AVE	8	SE	84458DC	5000	LSG	75	175MV to 75LED.
711 32ND ST	G ST	7	SE	76701DC	5000	LSG	75	74LED to 75LED.
2101 SUITLAND TER	SOUTHERN AVE	7	SE	75007DC	4000	Philips	110	250HPS to 110LED.
0 BENNING RD	ANACOSTIA AVE	5	NE	74688	4000	Philips	215	400H to 215L.
0 24TH ST	IRVING PL	8	SE	83076DC	4000	Philips	110	250H to 110L.
5349 E ST	54TH ST	7	SE	75638DC	4000	Philips	110	250HPS to 110LED.
0 BENNING RD	ANACOSTIA AVE	7	NE	74448DC	4000	Philips	215	400H to 215L.
0 7TH ST	N ST	6	NW	6A793	4000	King Luminaire	150	400HPS to 150LED. Id 25696 rep.
0 ALABAMA AVE	MARTIN LUTHER KING JR AVE	8	SE	85409DC	4000	Philips	110	100HPS to 110LED. Arm.
0 15TH ST	V ST	1	NW	11774	4000	King Luminaire	215	400HPS to 215LED. Pole, fix replaced.
2605 33RD ST	DENVER ST	7	SE	74845DC	5000	LSG	75	74LED to 75LED.
5220 4TH ST	INGRAHAM ST	4	NW	4M860DC	4000	Philips	35	70HPS to 35LED.
2020 SUMMIT PL	U ST	5	NE	59768	5000	LSG	75	189INC to 75LED.
1848 T ST	T PL	8	SE	79264DC	4000	Philips	110	250HPS to 110LED.
2817 EVARTS ST	30TH ST	5	NE	58214DC	4000	Philips	100	100H to 110L.
0 ELY PL	37TH ST	7	SE	76951DC	4000	Philips	110	250HPS to 110LED.
2131 O ST	22ND ST	2	NW	24343	5000	LSG	75	189INC to 75LED.
0 MILITARY RD	17TH ST	4	NW	4A771	4000	Philips	110	400HPS to 110LED. Pole, fixture replace.
0 MILITARY RD	17TH ST	4	NW	4A772	4000	Philips	110	400HPS to 110LED. Pole, fixture replace.
4921 44TH ST	FESSENDEN ST	3	NW	3A109DC	5000	LSG	54	70HPS to 54LED.
1371 SPRING RD	14TH ST	4	NW	4J635	4000	Philips	30	70H to 30L.
3211 S ST	BRANCH AVE	7	SE	76311DC	4000	Philips	70	150HPS to 70LED.
0 31ST PL	FORT LINCOLN DR	5	NE	58408	4000	Philips	215	400HPS to 215LED.
1117 C ST	11TH ST	6	NE	63310	4000	Philips	70	189INC to 70LED.
4416 ALABAMA AVE	RIDGE RD	7	SE	75949DC	5000	LSG	75	70HPS to 75LED.
529 SHERIDAN ST	7TH ST	4	NW	4N017DC	4000	Philips	70	295INC to 72LED.
1706 HOBART ST	MOUNT PLEASANT ST	1	NW	10553	5000	LSG	54	189INC to 54LED.
2925 NASH PL	MINNESOTA AVE	7	SE	76762DC	5000	LSG	75	74LED to 75LED.
4347 HARRISON ST	44TH ST	3	NW	30865DC	4000	Philips	70	100HPS to 72LED.
4656 LIVINGSTON RD	SOUTH CAPITOL ST	8	SE	83810DC	4000	Philips	215	400H to 215L.
4009 CLAY PL	40TH ST	7	NE	73941DC	5000	LSG	75	295INC to 75LED.
4920 43RD PL	FESSENDEN ST	3	NW	3A110DC	5000	LSG	54	70HPS to 54LED.
0 MICHIGAN AVE	HAREWOOD RD	5	NE	53656DC	4000	Philips	215	400HPS to 215LED.
1915 33RD ST	T ST	7	SE	76320DC	4000	Philips	110	250HPS to 110LED.
2139 N ST	22ND ST	2	NW	24490	5000	LSG	75	189INC to 75LED.
0 IDAHO AVE	NEWARK ST	3	NW	38891DC	4000	King Luminaire	200	250HPS to 200LED. Light, fixture replaced.
3104 R ST	32ND ST	2	NW	21250	5000	LSG	75	70HPS to 75LED.
1827 RIGGS PL	19TH ST	2	NW	26916DC	5000	LSG	75	189INC to 75LED.
1159 46TH ST	HILLSIDE RD	7	SE	75665DC	4000	Philips	135	250HPS to 135LED.
5137 ASTOR PL	53RD ST	7	SE	75220DC	4000	Philips	135	250HPS to 135LED.
1119 44TH PL	H ST	7	SE	75924DC	5000	LSG	75	74LED to 75LED.
0 RHODE ISLAND AVE	22ND ST	5	NE	55134DC	4000	Philips	215	400HPS to 245LED.
4505 CLERMONT DR	HAWAII AVE	5	NW	53887	4000	Philips	215	250HPS to 215LED.
1215 NEWTON ST	12TH ST	5	NE	54919DC	5000	LSG	75	100HPS to 75LED.
4821 46TH ST	ELUCOTT ST	3	NW	3F003DC	5000	LSG	54	189INC to 54LED.
1526 LOCUST RD	16TH ST	4	NW	4C224DC	5000	LSG	75	70HPS to 75LED.
0 MONTANA AVE	17TH ST	5	NE	59008DC	4000	Philips	110	250HPS to 110LED.
602 GALLATIN ST	5TH ST	4	NW	4M831	4000	King Luminaire	100	295INC to 100LED.
306 C ST	3RD ST	6	SE	65657	4000	Philips	35	189INC to 35LED.

0 18TH ST	GIRARD ST	5	NE	58479DC	4000	Philips	110	150HPS to 110LED.
401 ALLISON ST	NEW HAMPSHIRE AVE	4	NW	4K636	4000	Philips	35	70HPS to 35LED.
0 HALF ST	M ST	6	SE	68306	4000	King Luminaire	200	400H to 200L.
2026 EVARTS ST	22ND ST	5	NE	58171DC	4000	Philips	110	150H to 110L.
3709 NEW HAMPSHIRE AVE	ROCK CREEK CHURCH RD	4	NW	4J332	4000	Philips	215	400HPS to 215LED.
0 7TH ST	POWHATAN PL	4	NW	4N392DC	5000	LSG	50	295INC to 50LED.
3021 24TH PL	IRVING ST	8	SE	83059DC	4000	Philips	110	250HPS to 110LED.
4338 LIVINGSTON RD	OLD LIVINGSTON RD	8	SE	83794DC	4000	Philips	215	400H to 215L.
205 RITTENHOUSE ST	SLIGO MILL RD	4	NE	4P322DC	5000	LSG	75	100HPS to 75LED.
1824 S ST	18TH ST	8	SE	80448DC	4000	Philips	60	150H to 60L.
1414 JUNIPER ST	14TH ST	4	NW	4C896DC	5000	LSG	75	189INC to 75LED.
0 16TH ST	OKIE ST	5	NE	52640DC	4000	Philips	110	150HPS to 110LED.
74 ADAMS ST	1ST ST	5	NW	53172DC	5000	LSG	75	74LED to 75LED.
2365 RHODE ISLAND AVE	24TH ST	5	NE	55131DC	4000	Philips	215	400HPS to 245LED.
0 FLORIDA AVE	NORTH CAPITOL ST	5	NE	56983	4000	Philips	215	400HPS to 215LED.
901 PENNSYLVANIA AVE	9TH ST	6	SE	65411	4000	Philips	215	400HPS to 215LED.
731 GALLATIN ST	8TH ST	4	NW	4M839	4000	King Luminaire	100	295INC to 100LED.
2027 36TH ST	U ST	7	SE	74951DC	4000	Philips	110	250H to 110L.
4627 CLAY ST	47TH ST	7	NE	71869DC	5000	LSG	75	74LED to 75LED.
413 BUTTERNUT ST	4TH ST	4	NW	4H456DC	4000	Philips	35	70HPS to 35LED.
3617 TEXAS AVE	CARPENTER ST	7	SE	77802DC	4000	Philips	70	100HPS to 70LED.
4100 SOUTH DAKOTA AVE	18TH ST	5	NE	52449DC	4000	Philips	215	400HPS to 215LED.
1423 JUNIPER ST	14TH ST	4	NW	4C904DC	5000	LSG	75	70HPS to 75LED.
SHERMAN CIR	ILLINOIS AVE	4	NW	4K552	4000	Philips	215	400HPS to 215LED.
3271 FORT LINCOLN DR	33RD PL	5	NE	58717	4000	Philips	215	250HPS to 215LED.
5017 7TH ST	GALLATIN ST	4	NW	4R581	4000	Philips	35	100HPS to 35LED.
4710 12TH ST	BUCHANAN ST	5	NE	51057DC	5000	LSG	75	150HPS to 75LED.
315 FRANKLIN ST	LINCOLN RD	5	NE	56241	4000	Philips	215	250HPS to 215LED. Pole replaced.
0 TEXAS AVE	NASH ST	7	SE	77798DC	4000	Philips	70	100HPS to 70LED.
518 58TH ST	FOOTE ST	7	NE	72732DC	5000	LSG	75	74LED to 75LED.
0 BENNING RD	NONE	7	NE	74455	4000	Philips	215	400H to 215L.
2100 WEST VIRGINIA AVE	16TH ST	5	NE	52677DC	4000	Philips	215	400HPS to 215LED.
901 BURNS ST	HILLSIDE RD	7	SE	75981DC	4000	Philips	110	100HPS to 110LED
3356 BROTHERS PL	HIGHVIEW PL	8	SE	85318DC	5000	LSG	75	74LED to 75LED.
5306 EAST CAPITOL ST	53RD ST	7	NE	72810DC	5000	LSG	75	74LED to 75LED.
1200 1ST ST	N ST	6	SE	68494	5000	LSG	75	150HPS to 75LED.
108 46TH ST		7	SE	7B009DC	4000	Philips	135	400HPS to 135LED.
1457 PRIMROSE RD	NORTHGATE RD	4	NW	4C883DC	5000	LSG	75	189INC to 75LED.
1323 VALLEY PL	CHESTER ST	8	SE	80631DC	5000	LSG	75	74LED to 75LED.
0 RANDOLPH ST	19TH PL	5	NE	52020DC	5000	LSG	50	100HPS to 50LED.
1245 DUNCAN PL	13TH ST	6	NE	62619	5000	LSG	75	189INC to 75LED.
1404 OKIE ST	FENWICK ST	5	NE	52630DC	4000	Philips	215	400HPS to 215LED.
639 GALLATIN ST	7TH ST	4	NW	4M834	4000	King Luminaire	100	295INC to 100LED.
1420 IRIS ST	16TH ST	4	NW	4C890DC	5000	LSG	75	189INC to 75LED.
642 MILWAUKEE PL	MARTIN LUTHER KING JR AVE	8	SE	81860DC	4000	Philips	110	295INC to 110LED.
0 IOWA AVE	13TH ST	4	NW	4U124DC	4000	Philips	110	250HPS to 110LED. Pole 4K465DC replaced.
3113 35TH ST	BLADENSBURG RD	5	NE	58724DC	4000	Philips	35	70HPS to 30LED.
609 BARNES ST	FOOTE ST	7	NE	72473	4000	King Luminaire	100	250H to 100L. pole replaced.
3056 Q ST	31ST ST	7	SE	78511DC	4000	Philips	110	250HPS to 110LED.
0 BENNING RD	ANACOSTIA AVE	5	NE	74686	4000	Philips	215	400H to 215L.
5900 7TH ST	PEABODY ST	4	NW	4N394DC	5000	LSG	50	295INC to 50LED.
1300 OKIE ST	KENDALL ST	5	NE	52609DC	4000	Philips	215	400HPS to 215LED.
2018 3RD ST	V ST	5	NE	59651	5000	LSG	75	70HPS to 75LED.
3700 31ST PL	OTIS ST	5	NE	51738DC	5000	LSG	75	100HPS to 75LED.
0 13TH ST	POTOMAC AVE	6	SE	66117	4000	Philips	215	400HPS to 215LED.
1208 PENNSYLVANIA AVE	12TH ST	6	SE	65346	4000	Philips	215	400HPS to 215LED.
0 13TH ST	I ST	6	NE	62125	4000	Philips	215	400HPS to 215LED.
0 B ST	51ST ST	7	SE	75254DC	4000	Philips	135	250HPS to 135LED.
633 HOWARD RD	SUITLAND PKWY	8	SE	81262DC	2700	Leotek	100	400H to 100L. Test
1237 SUMNER RD	WADE RD	8	SE	8A346	4000	King Luminaire	100	
3955 R ST	40TH ST	7	SE	77939DC	4000	Philips	70	70HPS to 72LED.
3931 R ST	FORT DAVIS PL	7	SE	77937DC	4000	Philips	70	70HPS to 72LED.
1908 21ST PL	T ST	8	SE	79282DC	4000	Philips	35	150HPS to 35LED.
1910 T PL	21ST PL	8	SE	79288DC	4000	Philips	110	150HPS to 110LED.
1924 21ST PL	T PL	8	SE	79279DC	4000	Philips	35	150HPS to 35LED.
4641 HILLSIDE RD	BENNING RD	7	SE	75819DC	4000	Philips	215	400H to 215L. 2/13/2013 250HPS to 400HPS.
3117 LYNDAL PL	MINNESOTA AVE	7	SE	78356DC	4000	Philips	30	150H to 30L.
1226 SUMNER RD	WADE RD	8	SE	8A351	4000	Philips	70	150HPS to 75LED. Pole 81565DC replaced.
200 G ST	2ND ST	6	NE	6L515	4000	King Luminaire	100	
3705 ALABAMA AVE	37TH ST	7	SE	79060DC	4000	Philips	110	250HPS to 110LED.
2924 NASH PL	MINNESOTA AVE	7	SE	76751DC	5000	LSG	75	74LED to 75LED.
5336 CALL PL	54TH ST	7	SE	75596DC	5000	LSG	75	295INC to 75LED.
1125 BRANCH AVE	M PL	7	SE	78352DC	4000	Philips	30	150H to 30L. 12/23/2015 Correct asset type.
3117 E ST	32ND ST	7	SE	76465DC	4000	Philips	30	70HPS to 30LED.
1900 SAVANNAH PL	18TH PL	8	SE	82633DC	5000	LSG	75	150HPS to 75LED.
310 61ST ST	CLAY ST	7	NE	72898DC	5000	LSG	75	74LED to 75LED.
1801 38TH ST	S ST	7	SE	77823DC	4000	Philips	110	150HPS to 110LED.
3605 HIGHWOOD DR	POPE ST	7	SE	77739DC	4000	Philips	70	100HPS to 70LED.
5119 E ST	51ST ST	7	SE	75353DC	4000	Philips	110	250HPS to 110LED.
1128 46TH ST	HILLSIDE RD	7	SE	75668DC	4000	Philips	135	250HPS to 135LED.
3911 R ST	FORT DAVIS ST	7	SE	77934DC	4000	Philips	70	100HPS to 72LED.
0 BRANCH AVE	PENNSYLVANIA AVE	7	SE	77584DC	4000	Philips	110	250HPS to 110LED.
1222 SUMNER RD	WADE RD	8	SE	8A352	4000	Philips	70	150HPS to 75LED. Pole 81566DC removed.
3326 12TH ST	13TH ST	8	SE	8A106DC	5000	LSG	75	
223 PEABODY ST	3RD ST	4	NW	4N538DC	4000	Philips	35	70HPS to 35LED.
3605 TEXAS AVE	CARPENTER ST	7	SE	77803DC	4000	Philips	70	100HPS to 70LED.
1811 T PL	T ST	8	SE	79268DC	4000	Philips	110	250HPS to 110LED.
1506 HOWARD RD	HUNTER PL	8	SE	81408DC	5000	LSG	75	74LED to 75LED.
4300 HILLSIDE RD	ALABAMA AVE	7	SE	75952DC	5000	LSG	75	150HPS to 75LED.
0 MILITARY RD	BEACH DR	3	NW	38334	4000	Philips	110	400HPS to 110LED. Pole, fixture replace, relocate.
3127 LYNDAL PL	BRANCH AVE	7	SE	78344DC	4000	Philips	110	250H to 110L.
0 39TH ST	BENNING RD	7	NE	72316DC	5000	LSG	75	74LED to 75LED.
642 CHAPLIN ST	G ST	7	SE	76161DC	5000	LSG	75	74LED to 75LED.
5057 ASTOR PL	51ST ST	7	SE	75227DC	4000	Philips	135	250HPS to 135LED.
0 WEST VIRGINIA AVE	17TH ST	5	NE	59040DC	4000	Philips	215	400HPS to 215LED.
30 58TH ST	SOUTHERN AVE	7	SE	73644DC	5000	LSG	75	74LED to 75LED.
2205 FRANKLIN ST	22ND ST	5	NE	58110DC	4000	Philips	110	150HPS to 110LED.
0 H ST	44TH ST	7	SE	75895DC	4000	Philips	135	250HPS to 135LED.
830 RIDGE RD	BURNS ST	7	SE	76861DC	4000	Philips	110	250HPS to 110LED.

903 BURNS ST	RIDGE RD	7	SE	75980DC	4000	Philips	110	100HPS to 110LED
3160 M PL	BRANCH AVE	7	SE	78364DC	4000	Philips	110	250H to 110L
3318 CROFFUT PL	34TH ST	7	SE	76421DC	4000	Philips	110	250HPS to 110LED.
2120 1ST ST	W ST	5	NW	58751	5000	LSG	75	189INC to 75LED.
1115 BARANCH AVE	M PL	7	SE	78351DC	4000	Philips	30	150H to 30L 12/23/2015 Correct asset type.
1428 35TH ST	POPE ST	7	SE	77731DC	4000	Philips	70	100HPS to 72LED.
0 46TH ST	H ST	7	SE	75672DC	4000	Philips	135	250HPS to 135LED.
1912 21ST PL	T PL	8	SE	79280DC	4000	Philips	35	150HPS to 35LED.
443 NEW YORK AVE	4TH ST	6	NW	6A175	4000	King Luminaire	100	
55 FRANKLIN ST	MICHIGAN AVE	5	NE	5A290	4000	Philips	215	
0 MILITARY RD	GLOVER RD	3	NW	4A786	4000	Philips	110	400HPS to 110LED. Pole, fixture replace, relocate.
0 MILITARY RD	14TH ST	4	NW	4E245	4000	Philips	215	400HPS to 215LED. Pole, fixtrue replace, relocate.
3029 BUENA VISTA TER	30TH ST	8	SE	82992DC	5000	LSG	75	74LED to 75LED.
3549 HIGHWOOD DR	CARPENTER ST	7	SE	77755DC	4000	Philips	70	250HPS to 70LED.
1432 35TH ST	POPE ST	7	SE	77730DC	4000	Philips	70	100HPS to 72LED.
3010 Q ST	P ST	7	SE	78508DC	4000	Philips	110	250HPS to 110LED.
1738 33RD PL	PENNSYLVANIA AVE	7	SE	77694DC	4000	Philips	70	100HPS to 72LED.
6217 DIX ST	EASTERN AVE	7	NE	73010DC	5000	LSG	75	74LED to 75LED.
1213 SAVANNAH ST	12TH ST	8	SE	85935DC	5000	LSG	75	
1755 HOBART ST	18TH ST	1	NW	10590	5000	LSG	54	189INC to 54LED.
0 58TH ST	CLAY ST	7	NE	72611DC	4000	King Luminaire	100	400HPS to 100LED. Correct LWF.
312 59TH ST	CLAY ST	7	NE	72879DC	5000	LSG	75	150HPS to 75LED.
631 MORRIS PL	7TH ST	6	NE	61841	5000	LSG	75	189INC to 75LED.
0 RIDGE RD	G ST	7	SE	76847DC	4000	Philips	110	250HPS to 110LED.
6200 CLAY ST	62ND ST	7	NE	73007DC	5000	LSG	75	175MV to 75LED.
1300 44TH PL	REED TER	7	SE	75882DC	5000	LSG	75	74LED to 75LED.
2700 MINNESOTA AVE	27TH ST	7	SE	78016DC	5000	LSG	75	74LED to 75LED.
1605 31ST ST	Q ST	7	SE	78512DC	4000	Philips	110	250HPS to 110LED.
104 58TH ST	EAST CAPITOL ST	7	SE	73645DC	5000	LSG	75	74LED to 75LED.
4718 CLAY ST	49TH ST	7	NE	72104DC	5000	LSG	75	74LED to 75LED.
1544 FORT DAVIS ST	Q ST	7	SE	77914DC	5000	LSG	75	74LED to 75LED.
3910 R ST	FORT DAVIS PL	7	SE	77985DC	4000	Philips	215	250HPS to 215LED.
2250 RAILROAD AVE	CHICAGO ST	8	SE	81033DC	4000	Philips	215	250H to 215L.
520 46TH ST	BENNING RD	7	SE	75689DC	4000	Philips	135	250HPS to 135LED.
0 BRANCH AVE	M PL	7	SE	77566DC	4000	Philips	110	400HPS to 110LED.
1010 P ST	11TH ST	2	NW	25854	5000	LSG	54	100HPS to 54LED.
616 LEXINGTON PL	6TH ST	6	NE	61809	5000	LSG	75	100HPS to 75LED.
2106 10TH ST	W ST	1	NW	12647	4000	Philips	35	189INC to 35LED.
316 61ST ST	CLAY ST	7	NE	72900DC	5000	LSG	75	150HPS to 75LED.
3900 BENNING RD	MINNESOTA AVE	7	NE	72318DC	5000	LSG	75	74LED to 75LED.
4151 ALABAMA AVE	BECK ST	7	SE	77284DC	5000	LSG	75	74LED to 75LED.
5049 EAST CAPITOL ST	52ND ST	7	SE	73451DC	5000	LSG	75	74LED to 75LED.
1212 SUMNER RD	WADE RD	8	SE	8A355	4000	Philips	70	
1218 SUMNER RD	WADE RD	8	SE	8A353	4000	Philips	70	
312 62ND ST	CLAY ST	7	NE	72896DC	5000	LSG	75	74LED to 75LED.
3143 LYNDAL PL	BRANCH AVE	7	SE	78343DC	4000	Philips	110	250H to 110L.
1532 41ST ST	FORT DUPONT ST	7	SE	78312DC	5000	LSG	75	74LED to 75LED.
3031 W ST	31ST ST	7	SE	78979DC	5000	LSG	75	74LED to 75LED.
3615 CARPENTER ST	TEXAS AVE	7	SE	77771DC	4000	Philips	70	100HPS to 70LED.
5125 F ST	51ST ST	7	SE	75364DC	4000	Philips	135	250HPS to 135LED.
1213 SUMNER RD	WADE RD	8	SE	8A350	4000	King Luminaire	100	
0 SUMNER RD	WADE RD	8	SE	8A344	4000	King Luminaire	100	
1144 46TH ST	HILLSIDE RD	7	SE	75666DC	4000	Philips	135	250HPS to 135LED.
5117 B ST	51ST ST	7	SE	75258DC	4000	Philips	135	250HPS to 135LED.
1940 T PL	21ST PL	8	SE	79278DC	4000	Philips	35	150HPS to 30LED.
0 LYNDAL PL	BRANCH AVE	7	SE	78342DC	4000	Philips	110	400HPS to 110LED.
0 BRANCH AVE	M ST	7	SE	77567DC	4000	Philips	110	250HPS to 110LED.
1204 46TH ST	EASY PL	7	SE	75662DC	4000	Philips	135	250HPS to 135LED.
4023 CLAY PL	FLINT PL	7	NE	73940DC	5000	LSG	75	189INC to 75LED.
20 50TH ST	EAST CAPITOL ST	7	NE	72206DC	5000	LSG	75	74LED to 75LED.
400 55TH ST	DIX ST	7	NE	72783DC	4000	King Luminaire	100	250HPS to 100LED. Correct LWF.
500 NORTH CAPITOL ST	E ST	6	NW	60935	5000	LSG	75	150HPS to 75LED.
0 RHODE ISLAND AVE	17TH ST	2	NW	2U756	4000	King Luminaire	100	
4202 13TH ST	UPSHUR ST	4	NW	4U148	4000	Philips	110	
3925 CLAY PL	MINNESOTA AVE	7	NE	73948DC	5000	LSG	75	189INC to 75LED.
505 44TH ST	EADS ST	7	NE	71817DC	5000	LSG	75	74LED to 75LED.
4255 EDSON PL	44TH ST	7	NE	71765DC	5000	LSG	75	74LED to 75LED.
12 55TH ST	AMES ST	7	NE	72802DC	5000	LSG	75	74LED to 75LED.
17 52ND ST	EAST CAPITOL ST	7	SE	73425DC	5000	LSG	75	74LED to 75LED.
3000 K ST	30TH ST	7	SE	76683DC	5000	LSG	75	189INC to 75LED.
38 58TH ST	SOUTHERN AVE	7	SE	73643DC	5000	LSG	75	74LED to 75LED.
2656 SHERIDAN RD	STANTON RD	8	SE	8U648	4000	King Luminaire	100	400HPS to 100LED. Pole 81357DC replaced.
934 BELLEVUE ST	WHEELER RD	8	SE	8A082DC	4000	Philips	35	
2716 SHERIDAN RD	POMEROY RD	8	SE	8U654	4000	King Luminaire	100	400HPS to 100LED. Pole 81353DC replaced.
0 KENTUCKY AVE	BARNEY CIR	6	SE	6U671	4000	King Luminaire	100	
5004 ASTOR PL	50TH ST	7	SE	75232DC	4000	Philips	135	250HPS to 135LED.
3408 ELY PL	ANACOSTIA RD	7	SE	76964DC	4000	Philips	110	250HPS to 110LED.
4603 13TH ST	IOWA AVE	4	NW	4U125	4000	Philips	110	
4202 13TH ST	UPSHUR ST	4	NW	4U149	4000	Philips	110	Pole 4K433 replace, relocate.
0 CRITTENDEN ST	13TH ST	4	NW	4U120	4000	Philips	110	
0 BRANCH AVE	LYNDAL PL	7	SE	7A320	4000	King Luminaire	100	
4703 ILLINOIS AVE	SHERMAN CIR	4	NW	4R620	4000	Philips	215	400HPS to 215LED.
656 CHAPLIN ST	G ST	7	SE	76159DC	5000	LSG	75	74LED to 75LED.
5321 ASTOR PL	53RD ST	7	SE	75572DC	4000	Philips	135	400HPS to 135LED.
0 37TH ST	36TH PL	7	SE	79415DC	4000	Philips	110	250HPS to 110LED.
2748 SHERIDAN RD	POMEROY RD	8	SE	8U657	4000	King Luminaire	100	
212 36TH ST	CLAY PL	7	NE	74072DC	5000	LSG	75	74LED to 75LED.
0 17TH ST	RHODE ISLAND AVE	2	NW	2U754	4000	King Luminaire	100	
516 58TH ST	EADS ST	7	NE	72733DC	5000	LSG	75	74LED to 75LED.
4404 DIX ST	44TH ST	7	NE	71810DC	5000	LSG	75	74LED to 75LED.
1309 ANACOSTIA RD	30TH ST	7	SE	78397DC	5000	LSG	75	74LED to 75LED.
2006 KLINGLE RD	WALBRIDGE PL	1	NW	10475	5000	LSG	54	189INC to 54LED.
112 ADAMS ST	1ST ST	5	NW	53140	5000	LSG	75	74LED to 75LED.
15 BRYANT ST	NORTH CAPITOL ST	5	NW	53009	5000	LSG	75	74LED to 75LED.
1225 G ST	13TH ST	6	NE	6A509	5000	LSG	75	250HPS to 75LED.
3938 BENNING RD	39TH ST	7	NE	72314DC	5000	LSG	75	150HPS to 75LED.
3500 CLAY PL	35TH ST	7	NE	74066DC	5000	LSG	75	74LED to 75LED.
0 GALLAUDET ST	FENWICK ST	5	NE	52628DC	4000	Philips	110	400HPS to 110LED.
2635 POMEROY RD	SHERIDAN RD	8	SE	8U661	4000	King Luminaire	100	400HPS to 100LED. Pole 81350DC

3028 M PL	MINNESOTA AVE	7	SE	76672DC	5000	LSG	75	74LED to 75LED.
1319 GALLATIN ST	13TH ST	4	NW	4E326DC	5000	LSG	50	70HPS to 50LED.
732 CROISSANT PL	MASSACHUSETTS AVE	7	SE	76702DC	5000	LSG	75	74LED to 75LED.
706 Q ST	7TH ST	6	NW	26058	5000	LSG	50	189INC to 50LED. Pole, fixture replaced.
3215 QUESADA ST	32ND ST	4	NW	4B565DC	5000	LSG	75	70HPS to 75LED.
0 13TH ST	ALLISON ST	4	NW	4U135	4000	Philips	110	400HPS to 110LED. Pole 4K424 reused.
4328 GAULT PL	44TH ST	7	NE	71499DC	4000	King Luminaire	100	250HPS to 100LED. Correct LWF.
2629 POMEROY RD	SHERIDAN RD	8	SE	8U662	4000	King Luminaire	100	400HPS to 100LED. Pole 81349DC replaced.
923 BARNABY ST	WHEELER RD	8	SE	8A084DC	4000	Philips	35	
1220 POTOMAC AVE	12TH ST	6	SE	6U689	4000	Philips	215	
2652 SHERIDAN RD	STANTON RD	8	SE	8U647	4000	King Luminaire	100	
2744 SHERIDAN RD	POMEROY RD	8	SE	8U656	4000	King Luminaire	100	400HPS to 100LED. Pole 81352DC replaced.
2710 SHERIDAN RD	POMEROY RD	8	SE	8U653	4000	King Luminaire	100	250HPS to 100LED. Pole 81354DC replaced.
0 PENNSYLVANIA AVE	BARNEY CIR	6	SE	6U666	4000	King Luminaire	100	
425 3RD ST	E ST	6	NE	61482	5000	LSG	75	189INC to 75LED.
4013 47TH ST	TILDEN ST	3	NW	34190DC	5000	LSG	54	189INC to 54LED.
4714 UPTON ST	47TH ST	3	NW	34171DC	5000	LSG	54	189INC to 54LED.
923 BELLEVUE ST	WHEELER RD	8	SE	8A083DC	4000	Philips	35	
500 DIVISION AVE	FITCH PL	7	NE	73229DC	4000	King Luminaire	100	400HPS to 100LED. Relocate.
2622 SHERIDAN RD	STANTON RD	8	SE	8U644	4000	King Luminaire	100	400HPS to 100LED. Pole 81359DC replaced.
8020 EASTERN AVE	13TH ST	4	NW	4C805DC	4000	Philips	110	250HPS to 110LED.
638 CHAPLIN ST	G ST	7	SE	76162DC	5000	LSG	75	74LED to 75LED.
413 59TH ST	EADS ST	7	NE	72945DC	5000	LSG	75	74LED to 75LED.
4400 13TH ST	ALLISON ST	4	NW	4U140	4000	Philips	110	Pole 4K426 replace, relocate.
0 HAYES ST	KENILWORTH TER	7	NE	72363DC	4000	Philips	215	250HPS to 215LED.
228 CROMWELL TER	3RD ST	5	NE	56038	5000	LSG	75	189INC to 75LED.
1507 7TH ST	P ST	6	NW	6A521	4000	King Luminaire	100	
3400 COMMODORE JOSHUA BARNEY DR	33RD PL	5	NE	58675	4000	Philips	215	400H to 270L.
2628 SHERIDAN RD	STANTON RD	8	SE	8U645	4000	King Luminaire	100	
0 PENNSYLVANIA AVE	BARNEY CIR	6	SE	6U669	4000	King Luminaire	100	400HPS to 100LED. Pole 65365 replaced.
2042 FORT DAVIS ST	W ST	7	SE	7A333DC	5000	LSG	50	
2605 STANTON RD	SHERIDAN RD	8	SE	8U641	4000	King Luminaire	100	
4625 13TH ST	IOWA AVE	4	NW	4U123	4000	Philips	110	Pole 4K417 replace, relocate.
0 17TH ST	RHODE ISLAND AVE	2	NW	2U752	4000	King Luminaire	100	
1207 47TH PL	MEADE ST	7	NE	71039DC	4000	Philips	30	150H to 30L.
416 DIVISION AVE	FITCH PL	7	NE	71922DC	5000	LSG	75	74LED to 75LED.
2013 FENWICK ST	NEW YORK AVE	5	NE	52599DC	4000	Philips	110	400HPS to 110LED.
3650 ELY PL	37TH ST	7	SE	76952DC	4000	Philips	110	250HPS to 110LED.
306 60TH ST	CLAY ST	7	NE	72887DC	5000	LSG	75	70HPS to 75LED. Correct LWF.
1421 34TH ST	NASH PL	7	SE	77718DC	4000	Philips	70	100HPS to 72LED.
516 56TH ST	EADS ST	7	NE	7A259DC	5000	LSG	75	
2684 SHERIDAN RD	STANTON RD	8	SE	8U650	4000	King Luminaire	100	
1008 30TH ST	M PL	7	SE	76675DC	5000	LSG	75	74LED to 75LED.
856 BURNS ST	HILLSIDE RD	7	SE	75985DC	4000	Philips	110	100HPS to 110LED.
3800 ELY PL	RIDGE RD	7	SE	76943DC	4000	Philips	110	250HPS to 110LED.
4350 EADS ST	44TH ST	7	NE	71768DC	5000	LSG	75	74LED to 75LED.
6006 CLAY ST	61ST ST	7	NE	72899DC	5000	LSG	75	74LED to 75LED.
2651 POMEROY RD	SHERIDAN RD	8	SE	8U660	4000	King Luminaire	100	
25 46TH ST	CENTRAL AVE	7	NE	72181DC	5000	LSG	75	74LED to 75LED.
810 RIDGE RD	G ST	7	SE	76856DC	4000	Philips	110	250HPS to 110LED.
0 ALABAMA AVE	38TH ST	7	SE	79056DC	4000	Philips	110	250HPS to 110LED.
2916 NASH PL	FAIRLAWN AVE	7	SE	76752DC	5000	LSG	75	74LED to 75LED.
700 56TH PL	EASTERN AVE	7	NE	72902DC	4000	Philips	110	400HPS to 110LED.
54 58TH ST	SOUTHERN AVE	7	SE	73639DC	5000	LSG	75	189INC to 75LED.
215 54TH ST	BLAINE ST	7	NE	7A266DC	5000	LSG	54	
2310 NICHOLSON ST	PROUT ST	7	SE	81076DC	4000	Philips	60	150H to 60L.
3101 LYNDALE PL	MINNESOTA AVE	7	SE	78358DC	4000	Philips	30	150H to 30L. 12/9/2015 Correct asset type.
2047 9TH ST	V ST	1	NW	1U040	4000	Philips	70	189INC to 72LED. Pole 14236 replaced.
2042 FORT DAVIS ST	W ST	7	SE	7A334DC	5000	LSG	50	
0 SHERIDAN RD	POMEROY RD	8	SE	8U658	4000	King Luminaire	100	400HPS to 100LED. Pole 81351DC replaced.
2650 SHERIDAN RD	STANTON RD	8	SE	8U646	4000	King Luminaire	100	400HPS to 100LED. Pole 81358DC replaced.
2688 SHERIDAN RD	POMEROY RD	8	SE	8U652	4000	King Luminaire	100	
2619 POMEROY RD	SHERIDAN RD	8	SE	8U663	4000	King Luminaire	100	
0 PENNSYLVANIA AVE	BARNEY CIR	6	SE	6U668	4000	King Luminaire	100	400HPS to 100LED. Pole 65364 replaced.
0 PENNSYLVANIA AVE	BARNEY CIR	6	SE	6A063	4000	King Luminaire	100	100HPS to 100LED.
4518 13TH ST	BUCHANAN ST	4	NW	4U131	4000	Philips	110	Pole 4K422 replace, relocate.
4301 13TH ST	UPSHUR ST	4	NW	4U146	4000	Philips	110	Pole 4K432 replace, relocate.
4515 13TH ST	ALLISON ST	4	NW	4U133	4000	Philips	110	Pole 4K423 replace, relocate.
4504 13TH ST	ALLISON ST	4	NW	4U134	4000	Philips	110	
2682 SHERIDAN RD	STANTON RD	8	SE	8U649	4000	King Luminaire	100	400HPS to 100LED. Pole 81356DC replaced.
190 35TH ST	BLAINE ST	7	NE	74109DC	5000	LSG	75	74LED to 75LED.
4001 19TH PL	RANDOLPH ST	5	NE	52034DC	5000	LSG	50	100HPS to 50LED.
18411 PROVIDENCE ST	CAPITOL AVE	5	NE	52589DC	5000	LSG	50	100HPS to 50LED.
4528 46TH ST	DAVENPORT ST	3	NW	3F007DC	5000	LSG	54	189INC to 54LED.
4430 ORD ST	44TH ST	7	NE	70146DC	5000	LSG	75	150HPS to 75LED.
4436 ORD ST	44TH ST	7	NE	70147DC	5000	LSG	75	74LED to 75LED.
1900 16TH ST	WEST VIRGINIA AVE	5	NE	54491DC	4000	Philips	110	150HPS to 110LED.
5019 B ST	50TH ST	7	SE	75249DC	4000	Philips	135	400HPS to 135LED.
4403 BANKS PL	45TH ST	7	NE	71654DC	5000	LSG	75	74LED to 75LED.
3745 NASH ST	TEXAS AVE	7	SE	77794DC	4000	Philips	70	100HPS to 70LED.
3534 POPE ST	HIGHWOOD DR	7	SE	77751DC	4000	Philips	70	100HPS to 70LED.
5029 ASTOR PL	51ST ST	7	SE	75229DC	4000	Philips	135	250HPS to 135LED.
3145 BUENA VISTA TER	30TH ST	8	SE	82999DC	5000	LSG	75	189INC to 75LED.
4945 ASTOR PL	50TH ST	7	SE	75236DC	4000	Philips	135	250HPS to 135LED.
508 MELLON ST	5TH ST	8	SE	86495DC	5000	LSG	75	74LED to 75LED.
224 36TH ST	CROFFUT PL	7	SE	77329DC	4000	Philips	110	250HPS to 110LED.
3512 CLAY PL	35TH ST	7	NE	74067DC	5000	LSG	75	74LED to 75LED.
5353 AMES ST	55TH ST	7	NE	72804DC	5000	LSG	75	74LED to 75LED.
5327 AMES ST	53RD ST	7	NE	72808DC	5000	LSG	75	74LED to 75LED.
0 INTERSTATE 695	M ST	6	SE	6L949	4000	Philips	215	
4400 13TH ST	ALLISON ST	4	NW	4U141	4000	Philips	110	400HPS to 110LED. Pole 4K 427 replaced.
327 63RD ST	CLAY ST	7	NE	73660DC	5000	LSG	75	175MV to 75LED.
3650 ELY PL	37TH ST	7	SE	76955DC	4000	Philips	110	250HPS to 110LED.
5133 ASTOR PL	53RD ST	7	SE	75221DC	4000	Philips	135	250HPS to 135LED.
812 ALABAMA AVE	WHEELER RD	8	SE	85423DC	4000	Philips	110	400HPS to 110LED. Arm.
2150 NEWPORT PL	22ND ST	2	NW	24492DC	5000	LSG	75	189INC to 75LED.
0 21ST ST	G ST	2	NW	28277	4000	King Luminaire	200	250HPS to 200LED.
600 44TH ST	GAULT PL	7	NE	71599DC	4000	King Luminaire	100	250HPS to 100LED. Correct LWF.
0 MALCOLM X AVE	2ND ST	8	SE	81829DC	4000	Philips	110	400HPS to 110LED.

1200 1ST ST	N ST	6	SE	68500	4000	Philips	60	75LED to 60LED.
430 LAMONT ST	PARK PL	1	NW	12008	5000	LSG	75	100HPS to 75LED.
1712 FORT DAVIS ST	R ST	7	SE	77933DC	4000	Philips	70	70HPS to 72LED.
332 PENNSYLVANIA AVE	4TH ST	6	SE	65313	4000	Philips	215	400HPS to 215LED.
640 RIDGE RD	G ST	7	SE	7A360DC	4000	Philips	110	
3401 IDAHO AVE	NEWARK ST	3	NW	3U411	4000	King Luminaire	100	400HPS to 100LED.
4125 ALBEMARLE ST	42ND ST	3	NW	3U746DC	5000	LSG	74	
11 49TH ST	A ST	7	SE	75095DC	4000	Philips	135	250HPS to 135LED.
3300 EASTERN AVE	BLADENSBURG RD	5	NE	58701	4000	Philips	215	250HPS to 215LED.
601 GALLATIN ST	5TH ST	4	NW	4M771	4000	Philips	35	100HPS to 35LED.
522 JEFFERSON ST	5TH ST	4	NW	4M805	4000	Philips	35	70HPS to 35LED.
0 Q ST	BRANCH AVE	7	SE	7A327DC	4000	Philips	110	
1641 V ST	FENDALL ST	8	SE	8A043DC	4000	Philips	110	
0 FRANKLIN ST	LINCOLN RD	5	NE	5A057	4000	Philips	215	400HPS to 215LED. Pole replaced.
913 BARNABY ST	9TH ST	8	SE	8A085DC	4000	Philips	35	
0 JEFFERSON PL	CONNECTICUT AVE	2	NW	2U519	4000	King Luminaire	150	400HPS to 150LED. Pole 24532 replaced.
0 M ST	CONNECTICUT AVE	2	NW	2U531	4000	King Luminaire	150	400HPS to 150LED. Pole 23729 replaced.
0 CONNECTICUT AVE	18TH ST	2	NW	2U523	4000	King Luminaire	150	400HPS to 150LED. Pole 24533 replaced.
0 CONNECTICUT AVE	DUPONT CIR	2	NW	2U484	4000	King Luminaire	120	
921 ASPEN ST	GEORGIA AVE	4	NW	4D390DC	4000	Philips	110	295INC to 110LED.
231 54TH ST	CLAY ST	7	NE	7A268DC	5000	LSG	54	
600 RIDGE RD	TEXAS AVE	7	SE	76841DC	4000	Philips	110	250HPS to 110LED.
2117 SUITLAND TER	SOUTHERN AVE	7	SE	75003DC	4000	Philips	110	150HPS to 110LED.
0 9TH ST	QUINTANA PL	4	NW	4N131DC	4000	Philips	110	295INC to 110LED.
632 RIDGE RD	G ST	7	SE	76845DC	4000	Philips	110	250HPS to 110LED.
1154 BARNABY TER	WHEELER RD	8	SE	84143DC	4000	Philips	110	250HPS to 110LED.
0 E ST	54TH ST	7	SE	75637DC	4000	Philips	110	250HPS to 110LED.
830 RIDGE RD	BURNS ST	7	SE	76862DC	4000	Philips	110	250HPS to 110LED.
4400 13TH ST	ALLISON ST	4	NW	4U139	4000	Philips	110	
4301 13TH ST	UPSHUR ST	4	NW	4U147	4000	Philips	110	
1931 14TH ST	U ST	2	NW	26569	4000	Philips	110	250HPS to 110LED. Pole Style, fixture, relocate.
615 DIVISION AVE	FOOTE ST	7	NE	73154DC	5000	LSG	75	74LED to 75LED.
2516 BURNS ST	MINNESOTA AVE	7	SE	76775DC	5000	LSG	75	74LED to 75LED.
1328 IRVING ST	143H ST	1	NW	14342	5000	LSG	75	150HPS to 75LED.
4277 EDSON PL	44TH ST	7	NE	71769DC	5000	LSG	75	74LED to 75LED.
1440 HOLLY ST	16TH ST	4	NW	4C078DC	5000	LSG	75	70HPS to 75LED.
2500 5TH ST	HOWARD PL	1	NW	13524	4000	King Luminaire	120	250H to 120L.
529 9TH ST	F ST	6	NE	62181DC	5000	LSG	75	74LED to 75LED.
7733 16TH ST	JONQUIL ST	4	NW	4C909DC	5000	LSG	75	70HPS to 75LED.
4620 EASY PL	46TH ST	7	SE	75825DC	5000	LSG	75	74LED to 75LED.
1335 BRANCH AVE	NASH ST	7	SE	78423DC	5000	LSG	75	175MV to 75LED.
1529 Q ST	16TH ST	2	NW	26959	5000	LSG	50	70HPS to 50LED.
1343 CONNECTICUT AVE	DUPONT CIR	2	NW	27404	4000	King Luminaire	120	100HPS to 120LED.
1331 WALLACH PL	14TH ST	1	NW	13667	5000	LSG	50	70H to 50LED.
0 MILITARY RD	16TH ST	4	NW	4E679	4000	Philips	110	250HPS to 110LED. Pole, fixture replace, relocate.
2026 RHODE ISLAND AVE	MILLS AVE	5	NE	55139DC	4000	Philips	215	400HPS to 245LED.
411 HAMILTON ST	4TH ST	4	NW	4M761	4000	Philips	35	189INC to 35LED.
508 INGRAHAM ST	5TH ST	4	NW	4M801DC	4000	Philips	35	189INC to 30LED.
101 FRANKLIN ST	GIRARD ST	5	NE	56413	4000	Philips	215	250HPS to 215LED.
125 MICHIGAN AVE	IRVING ST	5	NE	53278DC	4000	Philips	215	400HPS to 215LED.
3033 BLADENSBURG RD	35TH ST	5	NE	5A172DC	4000	Philips	35	189INC to 30LED.
0 RHODE ISLAND AVE	SOUTH DAKOTA AVE	5	NE	52411DC	4000	Philips	215	400HPS to 245LED.
1100 4TH ST	M ST	6	SE	67549	4000	King Luminaire	100	400H to 100L.
1100 4TH ST	L ST	6	NW	60421	4000	King Luminaire	100	400HPS to 100LED. Pole, fixture replaced.
408 PENNSYLVANIA AVE	SEWARD SQ	6	SE	65317	4000	Philips	215	400HPS to 215LED.
3218 9TH PL	SAVANNAH ST	8	SE	85501DC	4000	Philips	110	100H to 110L.
642 GALLATIN ST	7TH ST	4	NW	4R582	4000	Philips	35	100HPS to 35LED.
487 MICHIGAN AVE	MONROE ST	5	NE	53652DC	4000	Philips	215	400HPS to 215LED.
0 11TH ST	K ST	6	SE	6L998	4000	King Luminaire	200	400HPS to 200LED. Pole 66049 replaced.
1925 33RD ST	BRANCH AVE	7	SE	76321DC	4000	Philips	110	250HPS to 110LED.
0 16TH ST	MISSOURI AVE	4	NW	4E666	4000	King Luminaire	200	400HPS to 200LED. Pole, fixture replace, relocate.
0 WOODCREST DR	4TH ST	8	SE	8A134	4000	King Luminaire	100	250HPS to 100LED. Pole 85723 replace, relocate.
466 WOODCREST DR	4TH ST	8	SE	8A135	4000	King Luminaire	100	250HPS to 100LED. Pole 85733 replace, relocate.
903 BARNABY ST	9TH ST	8	SE	8A087DC	4000	Philips	35	
3321 IDAHO AVE	MACOMB ST	3	NW	3U416	4000	King Luminaire	100	250HPS to 100LED. Pole 38888DC replaced.
2301 HARTFORD ST	23RD ST	8	SE	83050DC	4000	Philips	110	150HPS to 110LED.
0 MILITARY RD	OREGON AVE	3	NW	39801	4000	Philips	110	400HPS to 110LED. Pole, fixture replace, relocate.
872 YUMA ST	9TH ST	8	SE	84358DC	5000	LSG	75	189INC to 75LED.
0 MILITARY RD	BEACH DR	3	NW	38336	4000	Philips	110	400HPS to 110LED. Pole, fixture replace, relocate.
CONNECTICUT AVE	YUMA ST	3	NW	3L468	4000	King Luminaire	100	
0 WISCONSIN AVE	BRANDYWINE ST	3	NW	3A061	4000	King Luminaire	100	400HPS to 100LED. Pole, fixture replace, relocate.
2025 ALABAMA AVE	BRUCE PL	8	SE	82811DC	4000	Philips	215	400H to 215L.
3728 NEW HAMPSHIRE AVE	QUINCY ST	4	NW	4J331	4000	Philips	215	400HPS to 215LED.
4469 CONNECTICUT AVE	YUMA ST	3	NW	3L466	4000	King Luminaire	100	
0 BRANDYWINE ST	WISCONSIN AVE	3	NW	3E009	4000	King Luminaire	100	
0 WISCONSIN AVE	BRANDYWINE ST	3	NW	3E010	4000	King Luminaire	200	
2119 I ST	21ST ST	2	NW	2A184	4000	King Luminaire	100	
804 V ST	8TH ST	1	NW	1U028	4000	King Luminaire	100	
5411 1ST ST	KENNEDY ST	4	NW	4M656DC	4000	Philips	35	70HPS to 35LED.
522 7TH ST	HAMILTON ST	4	NW	4M793	4000	Philips	35	189INC to 30LED.
2608 GEORGIA AVE	EUCUID ST	1	NW	12411	4000	Philips	30	70HPS to 30LED.
4469 CONNECTICUT AVE	YUMA ST	3	NW	3L465	4000	King Luminaire	100	400HPS to 100LED. Pole 30131 removed.
2119 H ST	21ST ST	2	NW	2A182	4000	King Luminaire	100	250HPS to 100LED. Pole 27992 replaced.
815 T ST	9TH ST	1	NW	1L374	4000	King Luminaire	100	
1756 HOBART ST	IRVING ST	1	NW	10550	5000	LSG	54	189INC to 54LED.
1729 7TH ST	S ST	6	NW	6A842	4000	King Luminaire	100	400HPS to 100LED. PP to T20. Relocate. 25708
622 S ST	6TH ST	6	NW	29324	4000	Philips	35	70HPS to 35LED.
2119 I ST	21ST ST	2	NW	2A185	4000	King Luminaire	100	400HPS to 100LED. Pole 28107 replaced.
738 FAIRMONT ST	GEORGIA AVE	1	NW	12405	4000	Philips	30	189INC to 30LED.
762 FAIRMONT ST	SHERMAN AVE	1	NW	12403	4000	Philips	30	189INC to 30LED.
4469 CONNECTICUT AVE	YUMA ST	3	NW	3L467	4000	King Luminaire	200	400HPS to 200LED. Pole 38617 removed.
2119 H ST	21ST ST	2	NW	2A183	4000	King Luminaire	100	
0 BRANDYWINE ST	WISCONSIN AVE	3	NW	3A230	4000	King Luminaire	100	400HPS to 100LED. Pole fixture replace, relocate.
CONNECTICUT AVE	YUMA ST	3	NW	3L469	4000	King Luminaire	100	
2109 11TH ST	V ST	1	NW	12650DC	4000	Philips	35	150HPS to 35LED.
1106 W ST	11TH ST	1	NW	12613DC	5000	LSG	54	100HPS to 54LED.
411 HAMILTON ST	4TH ST	4	NW	4M759	4000	Philips	35	189INC to 35LED.
440 INGRAHAM ST	5TH ST	4	NW	4M756	4000	Philips	35	70HPS to 35LED.
741 FAIRMONT ST	GEORGIA AVE	1	NW	12430	4000	Philips	30	189INC to 30LED.

1831 M ST	19TH ST	2	NW	23726	4000	Philips	215	400H to 215L.
810 FLORIDA AVE	9TH ST	1	NW	13652DC	4000	Philips	70	100HPS to 72LED.
1819 M ST	18TH ST	2	NW	23731	4000	Philips	215	400H to 215L.
2117 11TH ST	W ST	1	NW	12648DC	4000	Philips	35	100HPS to 35LED. 189INC to 100HPS.
422 WOODCREST DR	4TH ST	8	SE	8A142	4000	King Luminaire	100	250HPS to 100LED. Pole 85726 replace, relocate.
440 WOODCREST DR	4TH ST	8	SE	8A139	4000	King Luminaire	100	250HPS to 100LED. Pole 85731 replace, relocate.
419 WOODCREST DR	4TH ST	8	SE	8A140	4000	King Luminaire	100	250HPS to 100LED. Pole 85730 replace, relocate.
418 WOODCREST DR	4TH ST	8	SE	8A143	4000	King Luminaire	100	250HPS to 100LED. Pole 85729 replace, relocate.
0 MILITARY RD	GLOVER RD	3	NW	4A778	4000	Philips	110	400HPS to 110LED. Pole, fixture replace, relocate.
0 MILITARY RD	OREGON AVE	3	NW	4A862	4000	Philips	215	
0 MILITARY RD	BEACH DR	3	NW	4A776	4000	Philips	110	400HPS to 110LED. Pole, fixture replace, relocate.
6825 GEORGIA AVE	BUTTERNUT ST	4	NW	4A818DC	4000	Philips	35	
0 MILITARY RD	BEACH DR	3	NW	4A777	4000	Philips	110	400HPS to 110LED. Pole, fixture replace, relocate.
1233 20TH ST	M ST	2	NW	2A072	4000	King Luminaire	100	400HPS to 100LED. Pole 23846 replaced.
1221 SAVANNAH ST	12TH ST	8	SE	85936DC	5000	LSG	75	
3222 10TH PL	SAVANNAH ST	8	SE	85482DC	4000	Philips	60	70H to 60L. 4/26/2016 Correct asset type.
0 MILITARY RD	GLOVER RD	3	NW	38331	4000	Philips	110	400HPS to 110LED. Pole, fixture replace, relocate.
407 WOODCREST DR	4TH ST	8	SE	8A144	4000	King Luminaire	100	250HPS to 100LED. Pole 85727 replace, relocate.
0 OREGON AVE	MILITARY RD	3	NW	4A863	4000	Philips	215	
0 MILITARY RD	GLOVER RD	3	NW	4A785	4000	Philips	110	400HPS to 110LED. Pole, fixture replace, relocate.
3405 13TH PL	CONGRESS ST	8	SE	8A028DC	4000	Philips	110	
3729 SUITLAND RD	CAMDEN ST	7	SE	74248DC	5000	LSG	50	
0 MILITARY RD	GLOVER RD	3	NW	4A787	4000	Philips	110	400HPS to 110LED. Pole, fixture replace, relocate.
3212 10TH PL	ALABAMA AVE	8	SE	85489DC	4000	Philips	110	100MPV to 110L.
0 GEORGIA AVE	BRYANT ST	1	NW	13355	4000	Spring City	200	250H to 200L.
2030 8TH ST	V ST	1	NW	1U026	4000	King Luminaire	100	
0 WOODCREST DR	4TH ST	8	SE	8A145	4000	King Luminaire	100	250HPS to 100LED. Pole 85728 replace, relocate.
426 WOODCREST DR	4TH ST	8	SE	8A141	4000	King Luminaire	100	
856 YUMA ST	9TH ST	8	SE	84357DC	5000	LSG	75	189INC to 75LED.
0 MICHIGAN AVE	FRANKLIN ST	5	NE	5A289DC	4000	Philips	215	Pole replaced with steel.
3401 13TH PL	CONGRESS ST	8	SE	8A029DC	4000	Philips	110	
0 MILITARY RD	16TH ST	4	NW	4A846	4000	Philips	110	
0 MILITARY RD	GLOVER RD	3	NW	38333	4000	Philips	110	400HPS to 110LED. Pole, fixture replace, relocate.
3812 HAYES ST	KENILWORTH TER	7	NE	72364DC	4000	Philips	215	400HPS to 215LED. Pole 72364DC replaced.
3210 9TH PL	ALABAMA AVE	8	SE	85502DC	4000	Philips	110	1000H to 110L.
0 8TH ST	PENNSYLVANIA AVE	6	SE	65417	4000	Philips	215	400HPS to 215LED.
3028 24TH PL	IRVING ST	8	SE	83061DC	4000	Philips	110	250HPS to 110LED.
1237 SAVANNAH PL	13TH ST	8	SE	85465DC	4000	Philips	110	100H to 110L.
0 ALABAMA AVE	10TH PL	8	SE	85427DC	4000	Philips	110	400HPS to 110LED. Arm.
3242 13TH ST	SAVANNAH ST	8	SE	82764DC	4000	Philips	110	250H to 110L.
3503 WHEELER RD	UPSAL ST	8	SE	8A363DC	4000	Philips	215	
0 MILITARY RD	GLOVER RD	3	NW	4A784	4000	Philips	110	400HPS to 110LED. Pole, fixture replace, relocate.
0 MILITARY RD	BEACH DR	3	NW	38335	4000	Philips	110	400HPS to 110LED. Pole, fixture replace, relocate.
1524 MISSOURI AVE	16TH ST	4	NW	4E684DC	4000	Philips	215	400HPS to 215LED. Fixture replaced.
0 13TH ST	G ST	6	NE	62410	4000	Philips	215	400H to 215L.
1908 SAVANNAH PL	18TH PL	8	SE	82634DC	5000	LSG	75	150HPS to 75LED.
0 MICHIGAN AVE	IRVING ST	5	NE	5A299	4000	Philips	215	
0 MILITARY RD	GLOVER RD	3	NW	4A783	4000	Philips	110	400HPS to 110LED. Pole, fixture replace, relocate.
0 MILITARY RD	GLOVER RD	3	NW	4A788	4000	Philips	110	400HPS to 110LED. Pole, fixture replace, relocate.
443 NEW YORK AVE	4TH ST	6	NW	6A174	4000	King Luminaire	100	
391 MICHIGAN AVE	HAREWOOD RD	5	NE	5U801	4000	Philips	110	
1100 4TH ST	NEW YORK AVE	6	NW	6A177	4000	King Luminaire	100	
3721 SUITLAND RD	CAMDEN ST	7	SE	74247DC	5000	LSG	50	
0 IRVING ST	MICHIGAN AVE	5	NE	5U800	4000	Philips	215	
2001 M ST	20TH ST	2	NW	2A077	4000	King Luminaire	100	400HPS to 100LED. Pole 23722 replaced.
0 MILITARY RD	GLOVER RD	3	NW	30127	4000	Philips	215	
17 MICHIGAN AVE	NORTH CAPITOL ST	5	NE	53283DC	4000	Philips	215	250HPS to 215LED.
57 MICHIGAN AVE	FRANKLIN ST	5	NE	5A287DC	4000	Philips	215	
2001 M ST	20TH ST	2	NW	2A076	4000	King Luminaire	100	
0 MILITARY RD	GLOVER RD	3	NW	4A782	4000	Philips	110	400HPS to 110LED. Pole, fixture replace, relocate.
0 MISSOURI AVE	16TH ST	4	NW	4A847	4000	Philips	215	
0 MILITARY RD	GLOVER RD	3	NW	38332	4000	Philips	110	400HPS to 110LED. Pole, fixture replace, relocate.
1200 20TH ST	M ST	2	NW	2A073	4000	King Luminaire	100	
3910 R ST	FORT DAVIS PL	7	SE	74245DC	4000	Philips	215	
0 VIRGINIA AVE	8TH ST	6	SE	6L983	4000	Philips	215	250HPS to 150LED. Pole 67623 replaced.
3723 BANGOR ST	SUITLAND RD	7	SE	74246DC	5000	LSG	50	
6825 GEORGIA AVE	BUTTERNUT ST	4	NW	4A816DC	4000	Philips	35	
3812 HAYES ST	KENILWORTH TER	7	NE	7A370DC	4000	Philips	215	
0 MILITARY RD	14TH ST	4	NW	4A848	4000	Philips	215	
0 MILITARY RD	GLOVER RD	3	NW	30128	4000	Philips	110	
3408 13TH PL	CONGRESS ST	8	SE	8A027DC	4000	Philips	110	
0 MILITARY RD	BEACH DR	3	NW	4A775	4000	Philips	110	400HPS to 110LED. Pole, fixture replace, relocate.
0 SAVANNAH ST	9TH PL	8	SE	85927DC	4000	Philips	110	250H to 110L.
0 W ST	16TH ST	8	SE	80840DC	2700	Holophane	100	250H to 100L. Test
3207 11TH PL	ALABAMA AVE	8	SE	85487DC	4000	Philips	110	150H to 110L. 4/26/2016 Correct W.
900 SAVANNAH ST	9TH ST	8	SE	85499DC	4000	Philips	60	70H to 60L. 4/26/2016 Correct asset type.
1924 SAVANNAH PL	18TH PL	8	SE	82636DC	5000	LSG	75	189INC to 75LED.
3528 CARPENTER ST	HIGHWOOD DR	7	SE	77737DC	4000	Philips	70	100HPS to 70LED.
3042 MONROE ST	RHODE ISLAND AVE	5	NE	57537DC	4000	Philips	70	100HPS to 70LED.
6152 1ST PL	CHILLUM PL	4	NE	4P305DC	4000	Philips	70	100HPS to 72LED.
4419 GRANT ST	44TH ST	7	NE	71445DC	4000	Philips	70	250HPS to 70LED. Arm and Fixture.
1341 RANDOLPH ST	14TH ST	4	NW	4J657DC	4000	Philips	30	70H to 30L.
1706 COLUMBIA RD	ONTARIO RD	1	NW	11021	4000	King Luminaire	100	400HPS to 100LED. PP to Up.
824 HILLTOP TER	ALABAMA AVE	7	SE	76132DC	4000	Philips	30	70H to 30L.
918 8TH ST	I ST	6	NE	62006	5000	LSG	75	100HPS to 75LED.
716 GALLATIN ST	7TH PL	4	NW	4M837	4000	King Luminaire	100	295INC to 100LED.
2200 4TH ST	BRYANT ST	1	NW	1U191	4000	King Luminaire	100	
3700 NEWARK ST	WISCONSIN AVE	3	NW	3U391	4000	King Luminaire	100	
1511 7TH ST	P ST	6	NW	6A522	4000	King Luminaire	100	
1656 HOBART ST	MOUNT PLEASANT ST	1	NW	10554	5000	LSG	54	70HPS to 54LED.
1201 BRANCH AVE	M ST	7	SE	7A324	4000	King Luminaire	100	
2142 8TH ST	V ST	1	NW	1U039	4000	King Luminaire	100	
812 D ST	8TH ST	6	NE	63343	5000	LSG	75	150HPS to 75LED.
34 ADAMS ST	NORTH CAPITOL ST	5	NW	53169	5000	LSG	75	74LED to 75LED.
3401 IDAHO AVE	NEWARK ST	3	NW	3U409	4000	King Luminaire	100	250HPS to 100LED.
1432 U ST	15TH ST	2	NW	26830	5000	LSG	50	100HPS to 50LED.
0 7TH ST	RITTENHOUSE ST	4	NW	4N386DC	5000	LSG	50	295INC to 50LED.
1334 EMERALD ST	14TH ST	6	NE	62590	5000	LSG	75	189INC to 75LED.
1305 F ST	13TH ST	6	NE	62593	5000	LSG	75	189INC to 75LED.

3214	PARK PL	LAMONT ST	1	NW	12013	5000	LSG	75	100HPS to 75LED.
600	GALLATIN ST	5TH ST	4	NW	4M830	4000	King Luminaire	100	295INC to 100LED.
812	6TH ST	H ST	6	NE	61727	5000	LSG	75	100HPS to 75LED.
1300	K ST	13TH ST	2	NW	27284	4000	King Luminaire	200	400HPS to 200LED.
441	VALLEY AVE	4TH ST	8	SE	83761DC	4000	Philips	215	400H to 215L.
0	13TH ST	I ST	6	NE	62124	4000	Philips	215	400HPS to 215LED.
3693	HIGHWOOD DR	POPE ST	7	SE	77748DC	4000	Philips	70	100HPS to 70LED.
3409	HIGHWOOD DR	CARPENTER ST	7	SE	77768DC	4000	Philips	70	100HPS to 70LED.
1401	NEW YORK AVE	FENWICK ST	5	NE	56817	4000	King Luminaire	100	400HPS to 100LED. Replace, relocate.
1764	HOBART ST	IRVING ST	1	NW	10549	5000	LSG	54	189INC to 54LED.
1802	KILBOURNE PL	18TH ST	1	NW	10358	5000	LSG	54	70HPS to 54LED.
3107	19TH ST	KILBOURNE PL	1	NW	10359	5000	LSG	54	70HPS to 54LED.
1707	HOBART ST	MOUNT PLEASANT ST	1	NW	10586	5000	LSG	54	189INC to 54LED.
1802	KILBOURNE PL	18TH ST	1	NW	10365	5000	LSG	54	70HPS to 54LED.
1612	HOBART ST	MOUNT PLEASANT ST	1	NW	10558	5000	LSG	54	295INC to 54LED.
1852	IRVING ST	HOBART ST	1	NW	10532	5000	LSG	54	189INC to 54LED.
3213	ADAMS MILL RD	WALBRIDGE PL	1	NW	10501	5000	LSG	54	189INC to 54LED.
1640	ARGONNE PL	LANIER PL	1	NW	14535	5000	LSG	54	189INC to 54LED.
1663	PRIMROSE RD	PORTAL DR	4	NW	4C432DC	4000	Philips	70	295INC to 70LED.
1341	RANDOLPH ST	14TH ST	4	NW	4J658DC	4000	Philips	30	70H to 30L.
900	21ST ST	I ST	2	NW	28281	4000	Philips	200	400HPS to 200LED.
900	22ND ST	PENNSYLVANIA AVE	2	NW	2M294	4000	King Luminaire	100	250HPS to 100LED. 2/8/2012 Pole 28303 replaced.
2223	H ST	23RD ST	2	NW	2A216	4000	King Luminaire	100	250HPS to 100LED. Pole 27997 replaced.
5620	OREGON AVE	MORELAND PL	4	NW	4B062DC	2700	Cree	100	250H to 100L. Test
2400	QUEENS CHAPEL RD	BRYANT ST	5	NE	58267DC	4000	Philips	215	250HPS to 215LED.
2059	36TH ST	ALABAMA AVE	7	SE	74946DC	4000	Philips	110	250H to 110L.
0	SEWARD SQ	4TH ST	6	SE	65651	4000	Philips	215	400H to 215L.
1336	PENNSYLVANIA AVE	G ST	6	SE	65353	4000	Philips	215	400HPS to 215LED.
2212	I ST	23RD ST	2	NW	2A227	4000	King Luminaire	100	
900	23RD ST	I ST	2	NW	2L463	4000	King Luminaire	100	
0	23RD ST	I ST	2	NW	2A231	4000	King Luminaire	100	400HPS to 100LED. Pole 28341 replaced.
0	19TH ST	H ST	2	NW	28166	4000	Philips	215	400HPS to 215LED.
1817	H ST	PENNSYLVANIA AVE	2	NW	28065	4000	Philips	215	400HPS to 215LED.
1529	Q ST	16TH ST	2	NW	26305	4000	Philips	110	400HPS to 110LED.
0	24TH ST	L ST	2	NW	23934	4000	Spring City	100	400H to 100L.
2222	I ST	23RD ST	2	NW	2A228	4000	King Luminaire	100	
4221	CONNECTICUT AVE	VAN NESS ST	3	NW	3E025	4000	King Luminaire	100	
1899	H ST	19TH ST	2	NW	29693	4000	Philips	215	100HPS to 215LED.
3710	MILITARY RD	CHEVY CHASE PKY	3	NW	3E023	5000	LSG	50	70HPS to 50LED. Pole 32716 replaced.
800	22ND ST	I ST	2	NW	2A224	4000	King Luminaire	100	
0	I ST	22ND ST	2	NW	2A225	4000	King Luminaire	100	
900	23RD ST	I ST	2	NW	2L464	4000	King Luminaire	100	
0	KANAWHA ST	CONNECTICUT AVE	3	NW	3E013	4000	King Luminaire	100	
0	SHERIDAN RD	STANTON RD	8	SE	88104	4000	King Luminaire	100	250HPS to 100LED. Pole 81360DC replace, relocate.
1817	H ST	19TH ST	2	NW	29695	4000	Philips	215	Old pole.
900	23RD ST	I ST	2	NW	2L462	4000	King Luminaire	100	400HPS to 100LED. Pole 28306 replaced.
0	KANAWHA ST	CONNECTICUT AVE	3	NW	3E012	4000	King Luminaire	100	100HPS to 100LED. Pole 32724DC replaced.
0	MILITARY RD	CONNECTICUT AVE	3	NW	3E022	4000	King Luminaire	100	
0	CONNECTICUT AVE	MILITARY RD	3	NW	3E017	4000	King Luminaire	100	400HPS to 100LED. Pole 30542 replaced.
0	KANAWHA ST	CONNECTICUT AVE	3	NW	3E014	4000	King Luminaire	100	100HPS to 100LED. Pole 32725DC replaced.
0	MILITARY RD	CONNECTICUT AVE	3	NW	3E019	4000	King Luminaire	200	
1300	MAINE AVE	9TH ST	6	SW	6A586	4000	Philips	215	
0	KANAWHA ST	CONNECTICUT AVE	3	NW	3E011	4000	King Luminaire	100	
0	MILITARY RD	CONNECTICUT AVE	3	NW	3E020	4000	King Luminaire	100	
0	MILITARY RD	CONNECTICUT AVE	3	NW	3E021	4000	King Luminaire	100	
1300	MAINE AVE	9TH ST	6	SW	6A587	4000	Philips	215	
0	23RD ST	I ST	2	NW	2A230	4000	King Luminaire	100	
0	I ST	23RD ST	2	NW	2A229	4000	King Luminaire	200	
900	23RD ST	WASHINGTON CIR	2	NW	2L460	4000	King Luminaire	100	
2223	22ND ST	H ST	2	NW	2A220	4000	King Luminaire	100	
800	22ND ST	I ST	2	NW	2A223	4000	King Luminaire	100	
0	CONNECTICUT AVE	KANAWHA ST	3	NW	3E016	4000	King Luminaire	100	
1300	MAINE AVE	9TH ST	6	SW	6A588	4000	Philips	215	
1049	5TH ST	L ST	6	SE	6A726	4000	King Luminaire	100	
2211	H ST	23RD ST	2	NW	2A217	4000	King Luminaire	100	
1300	MAINE AVE	9TH ST	6	SW	6A589	4000	Philips	215	
0	23RD ST	I ST	2	NW	2A233	4000	King Luminaire	100	
0	3RD ST	C ST	2	NW	2L123	4000	Philips	110	
0	PENNSYLVANIA AVE	17TH ST	2	NW	2L433	4000	Philips	215	400HPS to 215LED.
0	19TH ST	H ST	2	NW	28202	4000	Philips	215	400HPS to 215LED.
0	20TH ST	K ST	2	NW	24686	4000	King Luminaire	200	400H to 200L. Change fix style.
0	NORTH CAPITOL ST	FLORIDA AVE	5	NW	56901	4000	Philips	215	400HPS to 215LED.
0	5TH ST	SEWARD SQ	6	SE	65787	4000	Philips	215	400H to 215L.
0	BENNING RD	ANACOSTIA AVE	7	NE	74456	4000	Philips	215	400H to 215L.
435	KENYON ST	PARK PL	1	NW	12009DC	5000	LSG	75	100HPS to 75LED.
4528	LIVINGSTON RD	3RD ST	8	SE	83803DC	4000	Philips	215	250H to 215L.
1100	DELAWARE AVE	M ST	6	NE	65316	4000	King Luminaire	100	250H to 100L.
1900	37TH ST	U ST	3	NW	30482	4000	King Luminaire	100	
2809	EVARTS ST	28TH ST	5	NE	58212DC	4000	Philips	110	100H to 110L.
2500	5TH ST	GRESHAM PL	1	NW	13521	4000	King Luminaire	120	250H to 120L.
2326	L ST	24TH ST	2	NW	24585	4000	King Luminaire	100	250H to 100L.
0	INGRAHAM ST	4TH ST	4	NW	4M334	4000	Philips	110	150HPS to 110LED.
3100	BANNEKER DR	BERRY RD	5	NE	58396	4000	Philips	215	250HPS to 215LED.
2123	RHODE ISLAND AVE	22ND ST	5	NE	55136DC	4000	Philips	215	400HPS to 245LED.
200	MICHIGAN AVE	IRVING ST	5	NE	53275DC	4000	Philips	215	400HPS to 215LED.
3200	BANNEKER DR	CHERRY RD	5	NE	58394	4000	Philips	215	250HPS to 215LED.
3100	FORT LINCOLN DR	SUMMIT CT	5	NE	58706	4000	Philips	215	250HPS to 215LED.
3230	VOLTA PL	33RD ST	2	NW	21026	3000	King Luminaire	100	4K to 3K. 7/20/2016 150HPS to 100LED.
0	PENNSYLVANIA AVE	D ST	6	SE	65415	4000	Philips	215	400HPS to 215LED.
0	SOUTHERN AVE	VALLEY TER	8	SE	83480	4000	Philips	215	400HPS to 215LED.
1310	SOUTHERN AVE	13TH ST	8	SE	83652DC	4000	Philips	215	400HPS to 215LED.
3200	24TH ST	ALABAMA AVE	8	SE	83078DC	4000	Philips	110	150H to 110L.
800	MICHIGAN AVE	BUNKER HILL RD	5	NE	50939DC	4000	Philips	215	400HPS to 215LED.
3601	SOUTH DAKOTA AVE	NEWTON ST	5	NE	52424DC	4000	Philips	215	250HPS to 215LED.
0	11TH ST	SOUTHEAST-SOUTHWEST BLVD	6	SE	6L997	4000	King Luminaire	200	400HPS to 200LED. Pole 68020 replaced.
0	WISCONSIN AVE	IDAHO AVE	3	NW	38781	4000	King Luminaire	200	400HPS to 200LED. Pole replaced.
801	22ND ST	I ST	2	NW	2A222	4000	King Luminaire	100	250HPS to 100LED. Pole 28287 replaced.
1213	23RD ST	M ST	2	NW	24779	5000	LSG	54	189INC to 54LED. ND.
	PENNSYLVANIA AVE	12TH ST	6	SE	65405	4000	Philips	215	400HPS to 215LED.

4722 UPTON ST	47TH ST	3	NW	34172DC	5000	LSG	54	189INC to 54LED.
0 NEW JERSEY AVE	K ST	6	SE	67473	4000	King Luminaire	100	400H to 100L.
232 7TH ST	C ST	6	SE	6A597	4000	Philips	70	150HPS to 72LED. 9/2/2015 Correct W.
0 SOUTHEAST-SOUTHWEST BLVD	12TH ST	6	SE	6U011	4000	King Luminaire	200	400HPS to 200LED. Pole 68024 replaced.
0 8TH ST	VIRGINIA AVE	6	SE	67588	4000	Philips	215	400HPS to 215LED.
0 H ST	23RD ST	2	NW	2A215	4000	King Luminaire	100	
0 PENNSYLVANIA AVE	11TH ST	6	SE	65341	4000	Philips	215	400HPS to 215LED.
1504 PENNSYLVANIA AVE	15TH ST	6	SE	65362	4000	Philips	215	400HPS to 215LED.
500 4TH ST	E ST	6	SW	6A598	4000	King Luminaire	100	
641 PENNSYLVANIA AVE	7TH ST	6	SE	65422	4000	Philips	215	400HPS to 215LED.
3710 UNIVERSITY AVE	QUEBEC ST	3	NW	33700	4000	King Luminaire	100	405INC to 100LED.
0 POTOMAC AVE	13TH ST	6	SE	66152	4000	Philips	215	400HPS to 215LED.
0 INTERSTATE 695	8TH ST	6	SE	6L985	4000	Philips	215	400HPS to 215LED. Pole 67932 replaced.
920 RANDOLPH ST	GEORGIA AVE	4	NW	4A881	4000	King Luminaire	100	
817 23RD ST	H ST	2	NW	2A234	4000	King Luminaire	100	400HPS to 100LED. Pole 28340 replaced.
1729 EAST CAPITOL ST	18TH ST	6	SE	63706	5000	LSG	75	Correct asset type. 9/23/2012 100HPS to 75LED.
1720 I ST	18TH ST	2	NW	2L251	4000	Philips	215	400HPS to 215LED.
0 INTERSTATE 695	8TH ST	6	SE	6L979	4000	Philips	215	
0 17TH ST	RHODE ISLAND AVE	2	NW	2U753	4000	King Luminaire	100	
505 SEWARD SQ	5TH ST	6	SE	65786	4000	Philips	215	400H to 215L.
500 L ST	5TH ST	6	SE	67704	4000	King Luminaire	100	400HPS to 100LED. Pole replaced.
1012 10TH ST	K ST	2	NW	29614	4000	Philips	24	100HPS to 24LED.
0 6TH ST	CHESAPEAKE ST	8	SE	84061DC	4000	Philips	215	250HPS to 215LED.
0 6TH ST	ELMIRA ST	8	SE	84049DC	4000	Philips	215	400HPS to 215LED.
1110 E ST	11TH ST	6	NE	63285	5000	LSG	50	70HPS to 50LED.
1219 SUMNER RD	WADE RD	8	SE	8A349	4000	King Luminaire	100	
1918 S ST	R ST	2	NW	27014	5000	LSG	75	70HPS to 75LED.
1614 19TH ST	Q ST	2	NW	27005DC	5000	LSG	75	189INC to 75LED.
1813 M ST	19TH ST	2	NW	23727	4000	Philips	215	400H to 215L.
1111 CONNECTICUT AVE	L ST	2	NW	2U560	4000	King Luminaire	120	400HPS to 120LED. Pole 27217 replaced.
3220 VOLTA PL	WISCONSIN AVE	2	NW	21025	3000	King Luminaire	100	4K to 3K. 7/20/2016 150HPS to 100LED.
1762 CORCORAN ST	NEW HAMPSHIRE AVE	2	NW	26475	5000	LSG	75	175MV to 75LED.
4200 CONNECTICUT AVE	VEAZEY TER	3	NW	3E026	4000	King Luminaire	100	400HPS to 100WLED. Pole 38584 replaced, relocated.
1828 RIGGS PL	RIGGS PL	2	NW	26904	5000	LSG	75	189INC to 75LED.
0 CONNECTICUT AVE	DE SALES ST	2	NW	27218	4000	King Luminaire	150	400HPS to 150LED.
2128 P ST	TWINING CT	2	NW	24341	5000	LSG	75	100HPS to 75LED.
0 MASSACHUSETTS AVE	6TH ST	6	NW	6A983	4000	Philips	215	400H to 215L. 22469 rep.
0 INTERSTATE 66	CONSTITUTION AVE	2	NW	29556	4000	Philips	30	400HPS to 72LED.
2482 5TH ST	HOWARD PL	1	NW	13530	4000	King Luminaire	120	250H to 120L.
1675 32ND ST	R ST	2	NW	21253	5000	LSG	75	150HPS to 75LED.
1614 17TH ST	CORCORAN ST	2	NW	26481	5000	LSG	75	189INC to 75LED.
0 6TH ST	FORRESTER ST	8	SE	84047DC	4000	Philips	215	400HPS to 215LED.
0 PENNSYLVANIA AVE	19TH ST	2	NW	28031	4000	Philips	215	400HPS to 215LED.
1221 CONNECTICUT AVE	JEFFERSON PL	2	NW	2U518	4000	King Luminaire	150	400HPS to 150LED. Pole 26765 replaced.
2466 5TH ST	HOWARD PL	1	NW	13532	4000	King Luminaire	120	250H to 120L.
0 32ND ST	FULTON ST	3	NW	37848DC	4000	Philips	35	100HPS to 35LED.
1824 S ST	RIGGS PL	2	NW	26918	5000	LSG	75	189INC to 75LED.
0 BRENTWOOD RD	16TH ST	5	NE	55416DC	4000	Philips	35	295INC to 35LED.
1300 CONNECTICUT AVE	N ST	2	NW	2U503	4000	King Luminaire	120	400HPS to 120LED. Pole 24870 replaced.
1740 M ST	CONNECTICUT AVE	2	NW	2U541	4000	King Luminaire	120	
0 RHODE ISLAND AVE	11TH ST	2	NW	2U043	4000	King Luminaire	200	250HPS to 200LED. Pole 25214 replaced.
1744 CORCORAN ST	17TH ST	2	NW	26477	5000	LSG	75	70HPS to 75LED.
1425 T ST	15TH ST	2	NW	26843	5000	LSG	50	100HPS to 50LED.
1800 G ST	19TH ST	2	NW	27966	4000	Philips	215	400HPS to 215LED.
839 17TH ST	I ST	2	NW	23432	4000	Philips	215	400HPS to 215LED.
0 M ST	CONNECTICUT AVE	2	NW	2U542	4000	King Luminaire	150	400HPS to 150LED. Pole ????? replaced.
0 I ST	19TH ST	2	NW	28073	4000	Philips	215	400HPS to 215LED.
CONNECTICUT AVE	DUPONT CIR	2	NW	27401	4000	King Luminaire	120	100HPS to 120LED.
1528 CORCORAN ST	16TH ST	2	NW	26960	5000	LSG	50	70HPS to 50LED.
1817 RIGGS PL	19TH ST	2	NW	26915DC	5000	LSG	75	189INC to 75LED.
1828 RIGGS PL	19TH ST	2	NW	26902	5000	LSG	75	189INC to 75LED.
1824 RIGGS PL	19TH ST	2	NW	26906	5000	LSG	75	100HPS to 75LED.
1711 18TH ST	RIGGS PL	2	NW	26910	5000	LSG	75	189INC to 75LED.
109 PIERCE ST	1ST ST	6	NW	61091	5000	LSG	75	100HPS to 75LED.
300 BRYANT ST	4TH ST	1	NW	1U195	4000	King Luminaire	100	400HPS to 100LED. Pole 13740 replaced.
2120 NEWPORT PL	21ST ST	2	NW	24496	5000	LSG	75	70HPS to 75LED.
2200 4TH ST	W ST	1	NW	1U190	4000	King Luminaire	100	250HPS to 100LED. Pole 13760 replaced.
2700 24TH ST	FRANKLIN ST	5	NE	58060DC	4000	Philips	110	100HPS to 110LED.
1124 45TH PL	HILLSIDE RD	7	SE	75854DC	5000	LSG	75	74LED to 75LED.
2723 JASPER ST	28TH ST	8	SE	82960DC	5000	LSG	75	189INC to 75LED.
204 MICHIGAN AVE	IRVING ST	5	NE	53662DC	4000	Philips	215	400MV to 215LED.
6419 2ND PL	TUCKERMAN ST	4	NW	4H033DC	4000	Philips	35	70HPS to 35LED.
515 44TH ST	EADS ST	7	NE	71822DC	5000	LSG	75	74LED to 75LED.
0 MALCOLM X AVE	INTERSTATE 295	8	SE	81824DC	4000	Philips	110	400HPS to 110LED.
840 RIDGE RD	BURNS ST	7	SE	76866DC	4000	Philips	110	250HPS to 110LED.
0 MILITARY RD	GLOVER RD	3	NW	4A781	4000	Philips	110	400HPS to 110LED. Pole, fixture replace, relocate.
6020 NORTH DAKOTA AVE	QUACKENBOS ST	4	NW	4N576DC	4000	Philips	110	100H to 110L. 4/2/2015 Correct LWF.
0 SOUTHERN AVE	13TH ST	8	SE	83655DC	4000	Philips	215	400HPS to 215LED.
3716 INGOMAR ST	CONNECTICUT AVE	3	NW	32562DC	5000	LSG	75	175MV to 75LED.
700 Q ST	7TH ST	6	NW	6A528	4000	King Luminaire	100	
619 PENNSYLVANIA AVE	7TH ST	6	SE	65423	4000	Philips	215	400HPS to 215LED.
0 CONNECTICUT AVE	ELLCOTT ST	3	NW	30526	4000	King Luminaire	200	Pole fix replaced.
0 MILITARY RD	GLOVER RD	3	NW	39800	4000	Philips	215	400HPS to 215LED. Pole, fixture replace, relocate.
2605 DOUGLASS RD	STANTON RD	8	SE	81457DC	4000	Philips	215	250HPS to 215LED.
0 MALCOLM X AVE	INTERSTATE 295	8	SE	81823DC	4000	Philips	110	400HPS to 110LED.
1751 CORCORAN ST	17TH ST	2	NW	26493	5000	LSG	75	189INC to 75LED.
1106 ALLISON ST	GEORGIA AVE	4	NW	4K483DC	5000	LSG	75	150HPS to 75LED.
1916 R ST	19TH ST	2	NW	27008	5000	LSG	75	70HPS to 75LED.
635 ELLIOTT ST	MARYLAND AVE	6	NE	62565	5000	LSG	75	100HPS to 75LED.
200 MALCOLM X AVE	INTERSTATE 295	8	SE	81827DC	4000	Philips	110	400HPS to 110LED.
0 CENTRAL AVE	ASTOR PL	7	SE	75574DC	4000	Philips	135	400HPS to 135LED.
0 7TH ST	P ST	6	NW	6A808	4000	King Luminaire	150	400HPS to 150LED. 25700
1310 PENNSYLVANIA AVE	13TH ST	6	SE	6A922	4000	Philips	215	
1345 CONNECTICUT AVE	DUPONT CIR	2	NW	2U492	4000	King Luminaire	120	400HPS to 120LED. Pole 24868 replaced.
0 L ST	23RD ST	2	NW	24588	4000	Spring City	100	400H to 100L.
0 16TH ST	MISSOURI AVE	4	NW	4E263	4000	King Luminaire	200	400HPS to 200LED. Pole, fixture replace, relocate.
1547 7TH ST	Q ST	6	NW	6A526	4000	King Luminaire	100	
721 T ST	8TH ST	1	NW	1L379	4000	King Luminaire	100	
0 EATON RD	FIRTH STERLING AVE	8	SE	8A053	4000	Philips	110	

0 KANAWHA ST	CONNECTICUT AVE	3	NW	3E015	4000	King Luminaire	200	
1200 1ST ST	N ST	6	SE	68498	4000	King Luminaire	100	150HPS to 75LED.
0 EASTERN AVE	KING ST	4	NW	4C810DC	4000	Philips	110	250HPS to 110LED.
0 I ST	17TH ST	2	NW	23438	4000	Philips	215	400HPS to 215LED.
0 M ST	17TH ST	2	NW	2U750	4000	King Luminaire	100	
209 PENNSYLVANIA AVE	2ND ST	6	SE	65437	4000	Philips	215	400HPS to 215LED.
635 I ST	7TH ST	6	NE	61874	4000	Philips	70	75LED to 72LED. 9/23/2012 175MV to 75LED.
3813 NASH ST	POPE ST	7	SE	77792DC	4000	Philips	70	100HPS to 70LED.
0 BRANCH AVE	O ST	7	SE	77577DC	4000	Philips	110	250HPS to 110LED.
438 CRITTENDEN ST	5TH ST	4	NW	4K372	4000	Philips	35	150HPS to 35LED.
0 PENNSYLVANIA AVE	BARNEY CIR	6	SE	6U667	4000	King Luminaire	100	
3300 FULTON ST	32ND ST	3	NW	37817DC	4000	Philips	35	100HPS to 35LED.
0 VARNUM ST	15TH ST	4	NW	4F161	4000	Philips	110	295INC to 110LED.
0 PENNSYLVANIA AVE	11TH ST	6	SE	65407	4000	Philips	215	400HPS to 215LED.
0 CLERMONT DR	WEBSTER ST	5	NE	53891DC	4000	Philips	215	250HPS to 215LED.
818 JEFFERSON ST	8TH ST	5	NE	50237DC	5000	LSG	75	70HPS to 75LED.
0 K ST	12TH ST	6	SE	66089	4000	Philips	215	250HPS to 215 LED.
1200 20TH ST	M ST	2	NW	2A075	4000	King Luminaire	100	
526 4TH ST	E ST	6	NE	61494	5000	LSG	75	70HPS to 75LED.
503 MELLON ST	5TH ST	8	SE	86496DC	5000	LSG	75	74LED to 75LED.
1125 44TH PL	H ST	7	SE	75899DC	4000	Philips	135	250HPS to 135LED.
0 PENNSYLVANIA AVE	ANACOSTIA FWY	7	SE	76799	4000	Philips	135	400HPS to 135LED. Pole, fixture replaced.
910 RITTENHOUSE ST	GEORGIA AVE	4	NW	4N148DC	4000	Philips	110	100HPS to 110LED.
0 24TH PL	HARTFORD ST	8	SE	83053DC	4000	Philips	110	150HPS to 110LED.
0 5TH ST	L ST	6	SE	67554	4000	King Luminaire	100	250HPS to 100LED. Pole replaced.
1800 G ST	18TH ST	2	NW	27968	4000	Philips	215	400HPS to 215LED.
428 4TH ST	D ST	6	NE	61481	5000	LSG	75	100HPS to 75LED.
0 HALF ST	N ST	6	SE	67793	4000	King Luminaire	150	200LED to 150LED. 11/20/2014 110LED to 200LED, 9/1
0 SUMNER RD	WADE RD	8	SE	8A343	4000	King Luminaire	100	
0 PENNSYLVANIA AVE	13TH ST	6	SE	65399	4000	Philips	215	400HPS to 215LED.
724 9TH ST	H ST	2	NW	23268	4000	King Luminaire	100	
0 MALCOLM X AVE	NEWCOMB ST	8	SE	8A117	4000	Philips	110	
600 46TH ST	G ST	7	SE	75681DC	4000	Philips	135	250HPS to 135LED.
3525 AMES ST	35TH ST	7	NE	74125DC	5000	LSG	75	74LED to 75LED.
1227 DUNCAN PL	13TH ST	6	NE	62620	5000	LSG	75	189INC to 75LED.
2329 15TH PL	HOWARD RD	8	SE	81409DC	5000	LSG	75	74LED to 75LED.
1739 HOBART ST	18TH ST	1	NW	10589	5000	LSG	54	189INC to 54LED.
0 NORTH CAPITOL ST	IRVING ST	5	NW	53841	4000	Philips	215	250HPS to 215LED.
920 MADISON ST	9TH ST	4	NW	4N711DC	4000	Philips	35	70HPS to 35LED.
3849 8TH ST	XENIA ST	8	SE	84365DC	5000	LSG	75	70HPS to 75LED.
1554 41ST ST	SOUTHERN AVE	7	SE	78309DC	5000	LSG	75	74LED to 75LED.
1935 9TH ST	U ST	1	NW	1A087	4000	King Luminaire	100	400HPS to 100LED.
1859 CORCORAN ST	GALLAUDET ST	5	NE	52642DC	4000	Philips	110	250HPS to 110LED.
3298 FORT LINCOLN DR	33RD PL	5	NE	58656	4000	Philips	215	250HPS to 215LED.
0 H ST	22ND ST	2	NW	2A219	4000	King Luminaire	100	250HPS to 100LED. Pole 27995 replaced.
3600 ALABAMA AVE	36TH ST	7	SE	79070DC	4000	Philips	110	250HPS to 110LED.
1742 RIGGS PL	18TH ST	2	NW	26911	5000	LSG	75	189INC to 75LED.
6025 16TH ST	MILITARY RD	4	NW	4E262	4000	King Luminaire	200	400HPS to 200LED. Pole, fixture replace, relocate.
245 11TH ST	C ST	6	NE	6A506DC	4000	Philips	70	
1351 CONNECTICUT AVE	DUPONT CIR	2	NW	2U490	4000	King Luminaire	120	
1937 T PL	21ST PL	8	SE	79273DC	4000	Philips	110	250HPS to 110LED.
1905 9TH ST	FLORIDA AVE	1	NW	13650DC	4000	Philips	70	100HPS to 72LED.
0 CALVERT ST	40TH PL	3	NW	36539DC	4000	Philips	110	100HPS to 110LED.
3808 UNIVERSITY AVE	RODMAN ST	3	NW	33708DC	4000	Philips	70	295INC to 72LED.
1315 COLUMBIA RD	14TH ST	1	NW	14339	5000	LSG	75	150HPS to 75LED.
250 MALCOLM X AVE	OAKWOOD ST	8	SE	8A121	4000	Philips	110	
2925 39TH ST	CATHEDRAL AVE	3	NW	36390DC	4000	LSG	60	295INC to 60LED.
400 JEFFERSON ST	4TH ST	4	NW	4M389	4000	King Luminaire	100	250HPS to 100LED.
600 MILWAUKEE PL	MARTIN LUTHER KING JR AVE	8	SE	81859DC	4000	Philips	110	295INC to 110LED.
1815 FORT DAVIS ST	PENNSYLVANIA AVE	7	SE	77883DC	5000	LSG	50	70HPS to 50LED.
3429 HIGHWOOD DR	HIGHWOOD PL	7	SE	77765DC	4000	Philips	70	100HPS to 70LED.
5408 1ST PL	MISSOURI AVE	4	NW	4M657DC	4000	Philips	35	70HPS to 35LED.
0 13TH ST	CRITTENDEN ST	4	NW	4U119DC	4000	Philips	110	400HPS to 110 LED. Pole 4K4516DC replaced.
3612 SOUTH DAKOTA AVE	OTIS ST	5	NE	52426DC	4000	Philips	215	250HPS to 215LED.
2500 5TH ST	GRESHAM PL	1	NW	13516	4000	King Luminaire	120	250HPS to 120LED.
5029 B ST	51ST ST	7	SE	75251DC	4000	Philips	135	250HPS to 135LED.
720 CROISSANT PL	MASSACHUSETTS AVE	7	SE	76704DC	5000	LSG	75	74LED to 75LED.
3810 CARPENTER ST	38TH ST	7	SE	77782DC	4000	Philips	70	100HPS to 70LED.
950 22ND ST	I ST	2	NW	2M295	4000	King Luminaire	100	250HPS to 100LED. 2/8/2012 Pole 28304 replaced.
2004 RHODE ISLAND AVE	20TH ST	5	NE	55140DC	4000	Philips	215	400HPS to 245LED.
0 SHERIDAN RD	STANTON RD	8	SE	8U643	4000	King Luminaire	100	
600 NORTH CAPITOL ST	G ST	6	NW	6U636	4000	King Luminaire	100	400HPS to 100LED. Pole 60019 replaced, relocate.
1323 PENNSYLVANIA AVE	13TH ST	6	SE	6A924	4000	Philips	215	400HPS to 215LED.
0 7TH ST	Q ST	6	NW	6A815	4000	King Luminaire	150	150L 6/15/2016 400H to 200L. Pole, fix replaced. 2
1016 T ST	11TH ST	1	NW	1L361	4000	King Luminaire	100	
2516 BURNS ST	FAIRLAWN AVE	7	SE	76777DC	5000	LSG	75	150HPS to 75LED.
0 IDAHO AVE	WISCONSIN AVE	3	NW	3U407	4000	King Luminaire	200	
1304 EMERALD ST	13TH ST	6	NE	62592	5000	LSG	75	150HPS to 75LED.
2034 WEST VIRGINIA AVE	15TH ST	5	NE	52682DC	4000	Philips	215	400HPS to 215LED.
3100 FORT LINCOLN DR	SUMMIT CT	5	NE	58668	4000	Philips	215	250HPS to 215LED.
566 MALCOLM X AVE	NEWCOMB ST	8	SE	81842DC	4000	Philips	110	400HPS to 110LED.
800 BUNKER HILL RD	9TH ST	5	NE	56599DC	4000	Philips	215	250HPS to 215LED.
0 POTOMAC AVE	12TH ST	6	SE	66132	4000	Philips	215	400HPS to 215LED.
2633 30TH ST	DENVER ST	7	SE	79023DC	4000	Philips	110	250HPS to 110LED.
1875 I ST	18TH ST	2	NW	28071	4000	Philips	215	400HPS to 215LED.
3918 CALVERT ST	39TH PL	3	NW	36536DC	4000	Philips	110	100HPS to 110LED.
600 53RD ST	F ST	7	SE	75370DC	4000	Philips	135	400HPS to 135LED.
437 WOODCREST DR	4TH ST	8	SE	8A136	4000	King Luminaire	100	250HPS to 100LED. Pole 85724 replace, relocate.
3231 QUESADA ST	32ND ST	4	NW	48562DC	5000	LSG	75	70HPS to 75LED.
3615 EASTERN AVE	NEWTON ST	5	NE	57506DC	4000	Philips	215	250HPS to 215LED.
801 PENNSYLVANIA AVE	8TH ST	6	SE	65416	4000	Philips	215	400HPS to 215LED.
2113 SUITLAND TER	SOUTHERN AVE	7	SE	75004DC	4000	Philips	110	150HPS to 110LED.
0 ALABAMA AVE	8TH ST	8	SE	85420DC	4000	Philips	110	400HPS to 110LED. Arm.
0 I ST	21ST ST	2	NW	28079	4000	Philips	200	400HPS to 200LED.
811 VERMONT AVE	H ST	2	NW	23460	4000	King Luminaire	100	400H to 100L.
2007 37TH ST	ALABAMA AVE	7	SE	79413DC	4000	Philips	110	250HPS to 110LED.
1369 CONNECTICUT AVE	DUPONT CIR	2	NW	2U489	4000	King Luminaire	120	
1208 18TH ST	M ST	2	NW	2U527	4000	King Luminaire	120	
124 35TH ST	AMES ST	7	NE	74114DC	5000	LSG	75	74LED to 75LED.

3249 FORT LINCOLN DR	31ST PL	5	NE	58716	4000	Philips	215	250HPS to 215LED.
0 13TH ST	IOWA AVE	4	NW	4U126	4000	Philips	110	400HPS to 110LED. Pole 4K495 replace.
2000 38TH ST	ALABAMA AVE	7	SE	7A081DC	4000	Philips	110	250HPS to 110LED.
3324 CARPENTER ST	HIGHWOOD DR	7	SE	77697DC	4000	Philips	70	100HPS to 70LED.
1214 SUMNER RD	WADE RD	8	SE	8A354	4000	Philips	70	
920 RANDOLPH ST	GEORGIA AVE	4	NW	4A882	4000	King Luminaire	100	
0 SUMNER RD	WADE RD	8	SE	8A341	4000	King Luminaire	100	
2742 SHERIDAN RD	POMEROY RD	8	SE	8U655	4000	King Luminaire	100	
7957 ORCHID ST	PRIMROSE RD	4	NW	4C435DC	4000	Philips	70	100HPS to 70LED.
7702 GEORGIA AVE	SHEPHERD RD	4	NW	4D638DC	5000	LSG	75	100HPS to 75LED.
6 UNIVERSITY AVE	WESLEY CIR	3	NW	33712DC	4000	LSG	70	295INC to 72LED.
0 11TH ST	K ST	6	SE	6L999	4000	King Luminaire	100	400HPS to 100LED. Pole 68043 replaced.
3904 AMES ST	BURNS ST	7	NE	73980DC	5000	LSG	75	74LED to 75LED.
725 BRANDYWINE ST	BARNABY ST	8	SE	84315DC	5000	LSG	75	150HPS to 75LED.
500 MALCOLM X AVE	MARTIN LUTHER KING JR AVE	8	SE	81845DC	4000	Philips	110	400HPS to 110LED.
0 PENNSYLVANIA AVE	9TH ST	6	SE	65335	4000	Philips	215	400HPS to 215LED.
3209 WALBRIDGE PL	LAMONT ST	1	NW	10495	5000	LSG	54	70HPS to 54LED.
0 WEST VIRGINIA AVE	FENWICK ST	5	NE	52687DC	4000	Philips	215	400HPS to 215LED.
4016 19TH PL	RANDOLPH ST	5	NE	52035DC	5000	LSG	50	100HPS to 50LED.
0 ANACOSTIA FWY	PENNSYLVANIA AVE	7	SE	76802	4000	LSG	270	
0 PRINCETON PL	NEW HAMPSHIRE AVE	1	NW	13003	4000	Philips	215	400HPS to 215LED.
826 18TH ST	I ST	2	NW	28155	4000	Philips	215	400HPS to 215LED.
918 F ST	10TH ST	2	NW	2A187	5000	LSG	75	
900 22ND ST	PENNSYLVANIA AVE	2	NW	2U764	4000	King Luminaire	100	
0 ST ELIZABETHS AVE	FIRTH STERLING AVE	8	SE	8A047	4000	Philips	110	
3100 FORT LINCOLN DR	SUMMIT CT	5	NE	58709	4000	Philips	215	250HPS to 215LED.
900 23RD ST	WASHINGTON CIR	2	NW	2L461	4000	King Luminaire	100	
0 MILITARY RD	GLOVER RD	3	NW	4A780	4000	Philips	110	400HPS to 110LED. Pole, fixture replace, relocate.
728 13TH ST	H ST	6	NE	62407	4000	Philips	215	400HPS to 215LED.
0 19TH ST	I ST	2	NW	28204	4000	Philips	215	400HPS to 215LED.
1751 CORCORAN ST	17TH ST	2	NW	26494	5000	LSG	75	189INC to 75LED.
1812 R ST	18TH ST	2	NW	26923	5000	LSG	75	189INC to 75LED.
2659 POMEROY RD	SHERIDAN RD	8	SE	8U659	4000	King Luminaire	100	
1200 20TH ST	M ST	2	NW	2A074	4000	King Luminaire	100	
0 NORMANSTONE DR	FULTON ST	3	NW	37850DC	4000	Philips	35	100HPS to 35LED.
635 I ST	7TH ST	6	NE	61881	4000	Philips	70	75LED to 72LED. 9/23/2012 175MV to 75LED.
0 56TH PL	EASTERN AVE	7	NE	7A459DC	4000	Philips	110	
0 I ST	1ST ST	6	SE	6L358	4000	King Luminaire	100	New LED. Pole 67464 rem 2009.
706 56TH PL	EASTERN AVE	7	NE	7A460DC	4000	Philips	110	
0 S ST	7TH ST	1	NW	6A789	4000	King Luminaire	150	
0 VOLTA PL	WISCONSIN AVE	2	NW	2A242	4000	Spring City	100	4K to 2.7K.
800 7TH ST	H ST	6	NE	6A786	4000	King Luminaire	100	
800 6TH ST	H ST	6	NE	6A787	4000	King Luminaire	100	
4810 7TH ST	DECATUR ST	5	NE	5A431DC	4000	Philips	70	
0 DECATUR ST	7TH ST	5	NE	5A432DC	4000	Philips	70	
0 S ST	7TH ST	1	NW	1A125	4000	King Luminaire	150	
1510 Q ST	15TH ST	2	NW	2A244	4000	King Luminaire	100	
0 M ST	17TH ST	2	NW	2U751	4000	King Luminaire	200	400HPS to 200LED. Pole 26411 replaced.
2528 5TH ST	HOWARD PL	1	NW	13527	4000	King Luminaire	120	250H to 120L.
0 Q ST	15TH ST	2	NW	2A243	4000	King Luminaire	100	
0 FRANKLIN ST	7TH ST	5	NE	5A434	4000	Philips	215	
0 SOUTHERN AVE	58TH ST	7	SE	7A461DC	4000	Philips	215	
0 FRANKLIN ST	7TH ST	5	NE	5A433	4000	Philips	110	
825 6TH ST	I ST	6	NE	61878	4000	Philips	70	70HPS to 72LED.
202 36TH ST	B ST	7	SE	75063DC	4000	Philips	110	
1531 Q ST	16TH ST	2	NW	2A245	4000	King Luminaire	100	
0 FRANKLIN ST	4TH ST	5	NE	5A435	4000	Philips	110	
3826 CARPENTER ST	38TH ST	7	SE	77785DC	4000	Philips	70	100HPS to 70LED.
2225 4TH ST	COLLEGE ST	1	NW	1U196	4000	King Luminaire	100	
METROPOLITAN BRANCH TRAIL	RHODE ISLAND AVE	5	NE	5P8005	4000	Philips	110	
945 LONGFELLOW ST	GEORGIA AVE	4	NW	4N714DC	4000	Philips	35	70HPS to 35LED.
700 17TH ST	PENNSYLVANIA AVE	2	NW	23441	4000	Philips	215	400HPS to 215LED.
0 NORTH CAPITOL ST	IRVING ST	5	NW	53796	4000	Philips	215	400HPS to 215LED.
1123 PENNSYLVANIA AVE	12TH ST	6	SE	65406	4000	Philips	215	400HPS to 215LED.
5020 ASTOR PL	50TH ST	7	SE	75231DC	4000	Philips	135	250HPS to 135LED.
0 C ST	3RD ST	2	NW	2A213	4000	Philips	110	
3813 RODMAN ST	48TH ST	3	NW	34223DC	5000	LSG	54	189INC to 54LED.
0 ELY PL	37TH PL	7	SE	76947DC	4000	Philips	110	250HPS to 110LED.
234 MALCOLM X AVE	OAKWOOD ST	8	SE	81834DC	4000	Philips	110	400HPS to 110LED.
1737 CORCORAN ST	17TH ST	2	NW	26492DC	5000	LSG	75	175MV to 75LED.
0 MICHIGAN AVE	IRVING ST	5	NE	53659DC	4000	Philips	215	400HPS to 215LED.
0 30TH ST	DENVER ST	7	SE	79018DC	4000	Philips	110	250HPS to 110LED.
4235 SOUTH DAKOTA AVE	TAYLOR ST	5	NE	52455DC	4000	Philips	215	150HPS to 215LED.
0 HIGHWOOD DR	POPE ST	7	SE	77741DC	4000	Philips	70	100HPS to 70LED.
METROPOLITAN BRANCH TRAIL	RHODE ISLAND AVE	5	NE	5P8001	4000	Philips	110	
0 FRANKLIN ST	MICHIGAN AVE	5	NE	5A288	4000	Philips	110	
5105 F ST	51ST ST	7	SE	75362DC	4000	Philips	135	400HPS to 135LED.
1721 38TH ST	S ST	7	SE	77826DC	4000	Philips	110	100HPS to 110LED.
3227 9TH PL	SAVANNAH ST	8	SE	85500DC	4000	Philips	110	100MV to 110L.
442 JEFFERSON ST	5TH ST	4	NW	4M754	4000	Philips	35	70HPS to 35LED.
3720 ELY PL	37TH PL	7	SE	76945DC	4000	Philips	110	250HPS to 110LED.
0 D ST	6TH ST	6	SW	21624	4000	King Luminaire	200	400HPS to 200LED. Pole, fix replaced.
208 CROMWELL TER	2ND ST	5	NE	56036	5000	LSG	75	189INC to 75LED.
650 K ST	7TH ST	6	NW	6A991	4000	King Luminaire	100	
650 K ST	7TH ST	6	NW	6A987	4000	King Luminaire	100	
0 7TH ST	O ST	6	NW	6A804	4000	King Luminaire	150	
601 MASSACHUSETTS AVE	7TH ST	6	NW	6A980	4000	King Luminaire	100	
1330 7TH ST	O ST	6	NW	6A798	4000	King Luminaire	100	
1612 7TH ST	Q ST	6	NW	6A821	4000	King Luminaire	100	
3247 QUESADA ST	33RD ST	4	NW	4B558DC	5000	LSG	75	70HPS to 75LED.
4523 46TH ST	DAVENPORT ST	3	NW	3F009DC	5000	LSG	54	189INC to 54LED.
1355 SPRING PL	14TH ST	4	NW	4I633DC	4000	Philips	30	70H to 30L.
0 7TH ST	O ST	6	NW	6A802	4000	King Luminaire	150	
601 MASSACHUSETTS AVE	7TH ST	6	NW	6A979	4000	King Luminaire	100	Pole 22465 replace.
1730 7TH ST	S ST	6	NW	6A841	4000	King Luminaire	100	
0 Q ST	7TH ST	6	NW	6A816	4000	King Luminaire	150	
650 K ST	6TH ST	6	NW	6A974	4000	King Luminaire	100	
1525 7TH ST	Q ST	6	NW	6A812	4000	King Luminaire	100	
1739 7TH ST	S ST	6	NW	6A844	4000	King Luminaire	100	

815 WEST VIRGINIA AVE	9TH ST	6	NE	62035	5000	LSG	75	189INC to 75LED.
0 WISCONSIN AVE	NEWARK ST	3	NW	3U420	4000	King Luminaire	200	
140 35TH ST	AMES ST	7	NE	74113DC	5000	LSG	75	74LED to 75LED.
0 ASTOR PL	53RD ST	7	SE	75173DC	4000	Philips	135	250HPS to 135LED.
2805 JASPER ST	28TH ST	8	SE	82961DC	5000	LSG	75	74LED to 75LED.
5122 7TH ST	GALLATIN ST	4	NW	4M169	4000	King Luminaire	100	295INC to 100LED.
1612 S ST	16TH ST	2	NW	26505	5000	LSG	75	70HPS to 75LED.
4007 MASSACHUSETTS AVE	ALABAMA AVE	7	SE	77592DC	4000	Philips	30	70H to 30L.
0 W ST	15TH ST	1	NW	1A140	4000	King Luminaire	200	
0 FLORIDA AVE	W ST	1	NW	12124	4000	King Luminaire	200	
0 W ST	15TH ST	1	NW	1A139	4000	King Luminaire	200	
0 15TH ST	FLORIDA AVE	1	NW	1A137	4000	King Luminaire	200	
0 15TH ST	W ST	1	NW	11768	4000	King Luminaire	200	400HPS to 200LED. Pole, fix replace.
2100 15TH ST	V ST	1	NW	1A135	4000	King Luminaire	100	
0 W ST	FLORIDA AVE	1	NW	1A138	4000	King Luminaire	200	
4457 ALABAMA AVE	HILLSIDE RD	7	SE	75919DC	5000	LSG	75	74LED to 75LED.
6029 DIX ST	60TH ST	7	NE	72890DC	5000	LSG	75	74LED to 75LED.
6305 8TH ST	SOMERSET PL	4	NW	4H340DC	5000	LSG	50	189INC to 50LED.
5231 7TH ST	HAMILTON ST	4	NW	4M794	4000	Philips	35	189INC to 30LED.
METROPOLITAN BRANCH TRAIL	W ST	5	NE	5T0029	4000	Philips	35	Convert to 35LED.
5055 ASTOR PL	51ST ST	7	SE	75228DC	4000	Philips	135	250HPS to 135LED.
4003 CLAY PL	40TH ST	7	NE	73942DC	5000	LSG	75	295INC to 75LED.
0 MAPLE ST	CARROLL ST	4	NW	4A820	4000	King Luminaire	100	
1326 HEMLOCK ST	MORNINGSIDE DR	4	NW	4C005DC	5000	LSG	75	189INC to 75LED.
0 CONNECTICUT AVE	MILITARY RD	3	NW	3E018	4000	King Luminaire	100	
5207 CLAY ST	DIVISION AVE	7	NE	73267DC	5000	LSG	75	74LED to 75LED.
639 INGRAHAM ST	7TH ST	4	NW	4M807	4000	Philips	35	70HPS to 35LED.
2617 SHERMAN AVE	FAIRMONT ST	1	NW	12400	4000	Philips	30	189INC to 30LED.
2709 SHERMAN AVE	FAIRMONT ST	1	NW	12433DC	4000	Philips	30	175MV to 30LED.
4042 CLAY PL	41ST ST	7	NE	73927DC	5000	LSG	75	74LED to 75LED.
413 3RD ST	D ST	6	NE	61475	5000	LSG	75	100HPS to 75LED.
4303 JAY ST	43RD PL	7	NE	7A285DC	5000	LSG	75	
3109 LYNDAL PL	MINNESOTA AVE	7	SE	78357DC	4000	Philips	30	150H to 30L. 12/9/2015 Correct asset type.
75 ADAMS ST	1ST ST	5	NW	53330DC	5000	LSG	75	74LED to 75LED.
0 FLORIDA AVE	W ST	1	NW	11771	4000	King Luminaire	200	400HPS to 200LED. Pole, fix replace, relocate.
0 NEW HAMPSHIRE AVE	15TH ST	1	NW	11769	4000	King Luminaire	200	400HPS to 200LED. Pole, fix replace, relocate.
2121 15TH ST	NEW HAMPSHIRE AVE	1	NW	1A136	4000	King Luminaire	100	
2100 15TH ST	V ST	1	NW	11773	4000	King Luminaire	100	400HPS to 100LED. Pole replace, relocate.
0 2ND PL	L ST	6	SE	6A414	4000		70	Pole 67695 replaced.
31 K ST	HALF ST	6	SE	6U347	4000	King Luminaire	100	
701 ANACOSTIA AVE	GRANT PL	7	NE	7A493	5000	LSG	75	
722 BARNES ST	ALBERT IRVIN CASSELL PL	7	NE	7A490	5000	LSG	75	
0 44TH PL	REED TER	7	SE	75908DC	4000	Philips	135	250HPS to 135LED.
0 16TH ST	MILITARY RD	4	NW	4E667	4000	King Luminaire	200	400HPS to 200LED. Pole, fixture replace, relocate.
725 17TH ST	H ST	2	NW	2A071	4000	Philips	215	400HPS to 215LED.
108 ATLANTIC ST	1ST ST	8	SE	85030DC	5000	LSG	75	74LED to 75LED.
4408 DIX ST	45TH ST	7	NE	71811DC	5000	LSG	75	74LED to 75LED.
3216 HIGHWOOD DR	BRANCH AVE	7	SE	77709DC	4000	Philips	70	100HPS to 70LED.
718 32ND ST	RANDLE CIR	7	SE	76710DC	5000	LSG	75	74LED to 75LED.
7624 9TH ST	JUNIPER ST	4	NW	4D806DC	4000	Philips	70	100HPS to 70LED.
0 EASTERN AVE	NEWTON ST	5	NE	57558DC	4000	Philips	215	250HPS to 215LED.
3713 ALABAMA AVE	38TH ST	7	SE	79058DC	4000	Philips	110	250HPS to 110LED.
4510 ELLICOTT ST	45TH ST	3	NW	3F092DC	5000	LSG	54	189INC to 54LED.
1610 RIGGS PL	16TH ST	2	NW	26496	5000	LSG	75	70HPS to 75LED.
721 FAIRMONT ST	GEORGIA AVE	1	NW	12426	4000	Philips	30	189INC to 30LED.
3004 ALABAMA AVE	30TH ST	7	SE	78974DC	5000	LSG	75	74LED to 75LED.
22 52ND ST	CENTRAL AVE	7	SE	73122DC	5000	LSG	75	74LED to 75LED.
1313 D ST	13TH ST	6	SE	6A773	4000	King Luminaire	100	
455 I ST	4 1/2 ST	6	NW	6A736	4000	King Luminaire	100	
677 ANACOSTIA AVE	GRANT PL	7	NE	7U747	4000	King Luminaire	100	
4501 CHESAPEAKE ST	45TH ST	3	NW	3F098DC	5000	LSG	54	295INC to 54LED.
0 9TH ST	G ST	6	SW	66607	4000	Philips	200	250HPS to 200LED.
3309 6TH ST	SAVANNAH ST	8	SE	85604DC	4000	Philips	110	400HPS to 110LED.
3308 CARPENTER ST	33RD PL	7	SE	77695DC	4000	Philips	70	100HPS to 70LED.
1301 CONNECTICUT AVE	N ST	2	NW	2U502	4000	King Luminaire	120	
1000 BARNABY TER	WHEELER RD	8	SE	84149DC	4000	Philips	110	250HPS to 110LED.
4319 HARRISON ST	WISCONSIN AVE	3	NW	30861DC	4000	Philips	70	295INC to 72LED.
0 INTERSTATE 66	CONSTITUTION AVE	2	NW	29557	4000	Philips	30	400HPS to 15LED.
1200 VAN ST	N ST	6	SE	67788	4000	Philips	24	35 to 24LED. 10/28/2015 150HPS to 35LED.
2925 39TH ST	CATHEDRAL AVE	3	NW	36391DC	4000	LSG	60	295INC to 60LED.
4315 HARRISON ST	WISCONSIN AVE	3	NW	30860DC	4000	Philips	70	295INC to 72LED.
429 KENYON ST	PARK PL	1	NW	12014	5000	LSG	75	100HPS to 75LED.
630 ACKER PL	7TH ST	6	NE	61830DC	5000	LSG	75	74LED to 75LED.
401 NEW YORK AVE	4TH ST	5	NE	5A425	4000	Philips	35	
129 V ST	FLAGLER PL	5	NW	58749	5000	LSG	75	70HPS to 75LED.
722 BARNES ST	ALBERT IRVIN CASSELL PL	7	NE	7A492	5000	LSG	75	
42 I ST	HALF ST	6	SE	6U340	4000	King Luminaire	100	250H to 100L. 6A031. 8/9/2009 R 67459.
1605 7TH ST	Q ST	6	NW	6A820	4000	King Luminaire	100	
455 I ST	4 1/2 ST	6	NW	6A738	4000	King Luminaire	100	
400 13TH ST	D ST	6	SE	6A785	4000	King Luminaire	100	
3607 GRANT PL	ANACOSTIA AVE	7	NE	7U748	4000	King Luminaire	100	
1400 LOCUST RD	16TH ST	4	NW	4C213DC	5000	LSG	75	100MV to 75LED.
410 BUCHANAN ST	4TH ST	4	NW	4K637	4000	Philips	35	70HPS to 35LED.
808 BARNABY ST	CHESAPEAKE ST	8	SE	84451DC	5000	LSG	75	150HPS to 75LED.
1408 PRIMROSE RD	14TH ST	4	NW	4C856DC	5000	LSG	75	189INC to 75LED.
600 HAMILTON ST	5TH ST	4	NW	4M769	4000	Philips	35	100HPS to 35LED.
METROPOLITAN BRANCH TRAIL	FRANKLIN ST	5	NE	5T0014	4000	Philips	35	Convert to 35LED.
1337 CONNECTICUT AVE	DUPONT CIR	2	NW	2U494	4000	King Luminaire	120	
0 R ST	40TH ST	7	SE	77989DC	4000	Philips	215	250HPS to 215LED.
254 CARROLL ST	CEDAR ST	4	NW	4H567	4000	King Luminaire	100	250HPS to 100LED. Pole replaced.
852 BURNS ST	HILLSIDE RD	7	SE	75986DC	4000	Philips	110	100HPS to 110LED.
0 58TH ST	CLAY ST	7	NE	72612DC	4000	King Luminaire	100	400HPS to 100LED. Correct LWF.
3348 BROTHERS PL	HIGHVIEW PL	8	SE	85319DC	5000	LSG	75	74LED to 75LED.
5912 CLAY ST	59TH ST	7	NE	72886DC	5000	LSG	75	74LED to 75LED.
1608 R ST	17TH ST	2	NW	26485	5000	LSG	75	150HPS to 75LED.
1223 D ST	12TH ST	6	NE	62896	5000	LSG	75	189INC to 75LED.
2612 GEORGIA AVE	FAIRMONT ST	1	NW	12410	4000	Philips	30	70HPS to 30LED.
108 50TH ST	AMES ST	7	NE	72249DC	5000	LSG	75	74LED to 75LED.
924 8TH ST	K ST	6	NE	62008	5000	LSG	75	70HPS to 75LED.

455 I ST	4 1/2 ST	6	NW	6A737	4000	King Luminaire	100	
5011 H ST	BENNING RD	7	SE	7A494DC	4000	Philips	215	
6744 13TH PL	ASPEN ST	4	NW	4A893DC	4000	Philips	35	
913 ASPEN ST	GEORGIA AVE	4	NW	4A892DC	4000	Philips	35	
7051 SPRING PL	CHESTNUT ST	4	NW	4A894	4000	Philips	35	
665 ANACOSTIA AVE	FOOTE ST	7	NE	7U746	4000	King Luminaire	100	
506 QUINTANA PL	5TH ST	4	NW	4N362DC	4000	Philips	70	150HPS to 70LED.
4279 6TH ST	DARRINGTON ST	8	SE	84429DC	5000	LSG	75	189INC to 75LED.
METROPOLITAN BRANCH TRAIL	RHODE ISLAND AVE	5	NE	5P8006	4000	Philips	110	
1240 DUNCAN PL	13TH ST	6	NE	62610	5000	LSG	75	189INC to 75LED.
0 RHODE ISLAND AVE	24TH ST	5	NE	5A365DC	4000	Philips	215	400HPS to 245LED.
1539 LOCUST RD	16TH ST	4	NW	4C210DC	5000	LSG	75	70HPS to 75LED.
3000 M PL	30TH ST	7	SE	76677DC	5000	LSG	75	74LED to 75LED.
7205 8TH ST	ELDER ST	4	NW	4D788DC	4000	Philips	70	295INC to 72LED.
0 PENNSYLVANIA AVE	18TH ST	2	NW	28028	4000	Philips	215	400HPS to 215LED.
4252 DIX ST	44TH ST	7	NE	71756DC	5000	LSG	75	74LED to 75LED.
1826 CORCORAN ST	19TH ST	2	NW	26932	5000	LSG	75	100HPS to 75LED.
0 23RD ST	H ST	2	NW	28339	4000	Spring City	200	400HPS to 200LED.
METROPOLITAN BRANCH TRAIL	FRANKLIN ST	5	NE	5T0015	4000	Philips	35	Convert to 35LED.
456 WOODCREST DR	4TH ST	8	SE	8A137	4000	King Luminaire	100	250HPS to 100LED. Pole 85732 replace, relocate.
METROPOLITAN BRANCH TRAIL	V ST	5	NE	5T0033	4000	Philips	35	Convert to 35LED.
METROPOLITAN BRANCH TRAIL	FRANKLIN ST	5	NE	5T0005	4000	Philips	35	Convert to 35LED.
METROPOLITAN BRANCH TRAIL	RHODE ISLAND AVE	5	NE	5T0021	4000	Philips	35	Convert to 35LED.
METROPOLITAN BRANCH TRAIL	FRANKLIN ST	5	NE	5T0009	4000	Philips	35	Convert to 35LED.
2610/1 SHERIDAN RD	STANTON RD	8	SE	88103	4000	King Luminaire	100	250HPS to 100LED. Pole 81361DC replace.
METROPOLITAN BRANCH TRAIL	5TH ST	5	NE	5T0044	4000	Philips	35	Convert to 35LED.
622 HAMILTON ST	7TH ST	4	NW	4M773	4000	Philips	35	100HPS to 35LED.
0 HALF ST	I ST	6	SE	6U341	4000	King Luminaire	100	
31 K ST	HALF ST	6	SE	6U346	4000	King Luminaire	100	
713 ANACOSTIA AVE	ALBERT IRVIN CASSELL PL	7	NE	7A491	5000	LSG	75	
2 I ST	SOUTH CAPITOL ST	6	SE	6U339	4000	King Luminaire	100	
501 NEW YORK AVE	4TH ST	5	NE	5A427	4000	Philips	35	
411 NEW YORK AVE	4TH ST	5	NE	5A426	4000	Philips	35	
760 BARNES ST	HAYES ST	7	NE	7A486	5000	LSG	75	
763 ANACOSTIA AVE	HAYES ST	7	NE	7A485	5000	LSG	75	
901 HALF ST	I ST	6	SE	6U343	4000	King Luminaire	100	
7432 9TH ST	HEMLOCK ST	4	NW	4D812DC	4000	Philips	70	295INC to 70LED.
4200 SOUTH DAKOTA AVE	TAYLOR ST	5	NE	52454DC	4000	Philips	215	150HPS to 215LED.
3627 TEXAS AVE	NASH ST	7	SE	77801DC	4000	Philips	70	100HPS to 70LED.
1301 CONNECTICUT AVE	N ST	2	NW	2U504	4000	King Luminaire	120	
2902 20TH ST	HAMLIN ST	5	NE	58128DC	4000	Philips	110	100HPS to 110LED.
1704 17TH ST	MONTANA AVE	5	NE	59006DC	4000	Philips	110	250HPS to 110LED.
0 BRANCH AVE	NASH ST	7	SE	77572DC	4000	Philips	110	250HPS to 110LED.
0 NORTH CAPITOL ST	Q ST	5	NW	56900	4000	Philips	215	400HPS to 215LED.
0 PENNSYLVANIA AVE	ANACOSTIA FWY	7	SE	76800	4000	Philips	135	400MV to 135LED. Pole, fixture replaced.
0 CARROLL ST	MAPLE ST	4	NW	4A819	4000	King Luminaire	100	
0 MILITARY RD	16TH ST	4	NW	4E681	4000	Philips	110	250HPS to 110LED. Pole, fixture replace, relocate.
4610 43RD ST	CHESAPEAKE ST	3	NW	3F059DC	5000	LSG	54	70HPS to 54LED.
1754 PENNSYLVANIA AVE	18TH ST	2	NW	28059	4000	Philips	215	400HPS to 215LED.
3615 GRANT PL	BURNES ST	7	NE	7U749	4000	King Luminaire	100	
1102 46TH ST	H ST	7	SE	75671DC	4000	Philips	135	250HPS to 135LED.
1500 VARNUM ST	16TH ST	4	NW	4F157	4000	Philips	110	295INC to 110LED.
3919 R ST	FORT DAVIS PL	7	SE	77936DC	4000	Philips	70	70HPS to 72LED.
2620 GEORGIA AVE	FAIRMONT ST	1	NW	12408	4000	Philips	30	189INC to 30LED.
148 DARRINGTON ST	SOUTH CAPITOL TER	8	SW	84860DC	5000	LSG	75	74LED to 75LED.
4805 DAVENPORT ST	46TH ST	3	NW	3F006DC	5000	LSG	54	189INC to 54LED.
6716 13TH PL	ASPEN ST	4	NW	4D427DC	4000	Philips	35	70HPS to 35LED.
922 MADISON ST	GEORGIA AVE	4	NW	4N712DC	4000	Philips	35	70HPS to 35LED.
518 10TH ST	MARYLAND AVE	6	NE	62180	5000	LSG	75	100HPS to 75LED.
650 K ST	7TH ST	6	NW	6A992	4000	King Luminaire	100	
1805 7TH ST	S ST	6	NW	1A126	4000	King Luminaire	100	
1843 7TH ST	T ST	6	NW	1A130	4000	King Luminaire	100	
650 K ST	6TH ST	6	NW	6A975	4000	King Luminaire	100	
1537 7TH ST	Q ST	6	NW	6A813	4000	King Luminaire	100	
1726 7TH ST	R ST	6	NW	6A838	4000	King Luminaire	100	
1713 7TH ST	R ST	6	NW	6A834	4000	King Luminaire	100	
1622 7TH ST	RHODE ISLAND AVE	6	NW	6A826	4000	King Luminaire	100	
431 4TH ST	E ST	6	NE	61614	5000	LSG	75	100HPS to 75LED.
33 53RD ST	CENTRAL AVE	7	SE	73120DC	5000	LSG	75	74LED to 75LED.
1924 3RD ST	T ST	5	NE	59644	5000	LSG	75	100HPS to 75LED.
4608 EASY PL	46TH ST	7	SE	75826DC	5000	LSG	75	189INC to 75LED.
4244 FOOTE ST	42ND ST	7	NE	71467DC	5000	LSG	75	74LED to 75LED.
METROPOLITAN BRANCH TRAIL	S ST	5	NE	5T0061	4000	Philips	35	Convert to 35LED.
425 WOODCREST DR	4TH ST	8	SE	8A138	4000	King Luminaire	100	250HPS to 100LED. Pole 85725 replace, relocate.
2223 22ND ST	H ST	2	NW	2A221	4000	King Luminaire	100	
METROPOLITAN BRANCH TRAIL	W ST	5	NE	5T0030	4000	Philips	35	Convert to 35LED.
2710 MINNESOTA AVE	N ST	7	SE	76770DC	5000	LSG	75	74LED to 75LED.
517 55TH ST	FOOTE ST	7	NE	7A262DC	5000	LSG	75	
311 CHANNING ST	3RD ST	5	NE	56067	5000	LSG	75	150HPS to 75LED.
2009 FENWICK ST	NEW YORK AVE	5	NE	5A454	4000	King Luminaire	100	
1700 COLUMBIA RD	17TH ST	1	NW	1A150	4000	King Luminaire	100	
1921 8TH ST	FLORIDA AVE	1	NW	1A176	4000	King Luminaire	100	
1222 22ND ST	M ST	2	NW	2A286	4000	King Luminaire	100	
0 COLUMBIA RD	17TH ST	1	NW	1A148	4000	King Luminaire	100	
921 6TH ST	K ST	6	NW	6A986	4000	King Luminaire	100	
0 V ST	15TH ST	1	NW	1A134	4000	King Luminaire	215	
2213 M ST	22ND ST	2	NW	2A287	4000	King Luminaire	100	
4012 AMES ST	BLAINE ST	7	NE	7A468DC	4000	LSG	60	
6015 CHILLUM PL	SLIGO MILL RD	4	NE	4A889DC	4000	Philips	30	
6900 4TH ST	BUTTERNUT ST	4	NW	4A864DC	4000	Philips	215	
6117 1ST PL	CHILLUM PL	4	NE	4A890DC	4000	Philips	30	
6110 SLIGO MILL RD	CHILLUM PL	4	NE	4P311DC	4000	Philips	30	70HPS to 30LED.
3203 E ST	32ND ST	7	SE	76468DC	4000	Philips	30	70HPS to 30LED.
0 SOUTHEAST-SOUTHWEST BLVD	11TH ST	6	SE	6L976	4000	King Luminaire	200	400HPS to 200LED. Pole 68021 replaced.
1 K ST	HALF ST	6	SE	6A856	4000	King Luminaire	100	
1 K ST	1ST ST	6	SE	6A854	4000	King Luminaire	100	
1 K ST	HALF ST	6	SE	6A855	4000	King Luminaire	100	67672 Replaced
6923 MAPLE ST	VINE ST	4	NW	4L607	4000	King Luminaire	100	
6900 WILLOW ST	EASTERN AVE	4	NW	4L612	4000	King Luminaire	100	

6916 WILLOW ST	EASTERN AVE	4	NW	4L602	4000	King Luminaire	100	
6900 MAPLE ST	CARROLL ST	4	NW	4L605	4000	King Luminaire	100	
6960 MAPLE ST	CARROLL ST	4	NW	4L608	4000	King Luminaire	100	100H to 100L. 4H592DC rep, WP to Up.
4701 WHITEHAVEN PKWY	MACARTHUR BLVD	3	NW	3A813	4000	King Luminaire	100	
6900 MAPLE ST	CARROLL ST	4	NW	4L606	4000	King Luminaire	100	100H to 100L. 4H589DC rep, WP to Up.
6900 WILLOW ST	EASTERN AVE	4	NW	4L611	4000	King Luminaire	100	
6900 MAPLE ST	CARROLL ST	4	NW	4L604	4000	King Luminaire	100	100H to 100L. 4H590DC rep, rel, WP to Up.
6925 WILLOW ST	EASTERN AVE	4	NW	4L609	4000	King Luminaire	100	
6900 WILLOW ST	EASTERN AVE	4	NW	4L610	4000	King Luminaire	100	
6900 WILLOW ST	EASTERN AVE	4	NW	4L613	4000	King Luminaire	100	
1700 COLUMBIA RD	17TH ST	1	NW	1A149	4000	King Luminaire	100	
2551 17TH ST	FULLER ST	1	NW	1A146	4000	King Luminaire	100	
0 V ST	15TH ST	1	NW	1A133	4000	King Luminaire	215	
125 L ST	1ST ST	6	SE	67803	4000	Philips	35	189INC to 35LED. Pole relocate.
110 M ST	NEW JERSEY AVE	6	SE	6A491	4000	Philips	35	
1220 19TH ST	JEFFERSON PL	2	NW	2A255	4000	King Luminaire	100	
1900 FLORIDA AVE	T ST	1	NW	12334	4000	King Luminaire	100	400HPS to 100LED. Pole, fix replaced.
1914 8TH ST	FLORIDA AVE	1	NW	13566	4000	King Luminaire	100	250HPS to 100LED. Pole, fix replaced.
700 2ND ST	H ST	6	NE	6S288	4000	King Luminaire	100	250HPS to 100LED.
5438 4TH ST	KENNEDY ST	4	NW	4M143DC	4000	Philips	110	150HPS to 110LED.
5324 4TH ST	JEFFERSON ST	4	NW	4M139DC	4000	Philips	110	150HPS to 110LED. 3/26/2015 Correct LWF.
2901 NASH PL	FAIRLAWN AVE	7	SE	76765DC	5000	LSG	75	175MV to 75LED.
412 4TH ST	D ST	6	NE	61471	5000	LSG	75	100HPS to 75LED.
406 9TH ST	D ST	6	NE	63342	5000	LSG	75	100HPS to 75LED.
4701 WHITEHAVEN PKWY	MACARTHUR BLVD	3	NW	3A812	4000	King Luminaire	100	
4700 WHITEHAVEN PKWY	MACARTHUR BLVD	3	NW	3A810	4000	King Luminaire	100	
4700 WHITEHAVEN PKWY	MACARTHUR BLVD	3	NW	3A811	4000	King Luminaire	100	
880 NEW JERSEY AVE	I ST	6	SE	6L360	4000	King Luminaire	100	
880 NEW JERSEY AVE	I ST	6	SE	6L359	4000	King Luminaire	100	
4749 WHITEHAVEN PKWY	MACARTHUR BLVD	3	NW	3A809	4000	King Luminaire	100	
0 M ST	CONNECTICUT AVE	2	NW	26408	4000	King Luminaire	150	400HPS to 150LED.
1110 1ST ST	M ST	6	SE	67804	4000	Philips	35	189INC to 35LED. Pole relocate.
0 14TH ST	MARYLAND AVE	6	NE	6L579	4000	King Luminaire	100	
0 OKIE ST	HECHT AVE	5	NE	5A462	4000	King Luminaire	100	
950 15TH ST	K ST	2	NW	23463	4000	Philips	200	400HPS to 200LED.
630 ELLIOTT ST	F ST	6	NE	62563	5000	LSG	75	189INC to 75LED.
1525 7TH ST	P ST	6	NW	6A811	4000	King Luminaire	100	
1509 7TH ST	P ST	6	NW	6A809	4000	King Luminaire	100	
1731 7TH ST	S ST	6	NW	6A843	4000	King Luminaire	100	
1401 7TH ST	O ST	6	NW	6A806	4000	King Luminaire	100	
1840 7TH ST	S ST	6	NW	1A128	4000	King Luminaire	100	
1721 7TH ST	S ST	6	NW	6A839	4000	King Luminaire	100	
601 MASSACHUSETTS AVE	6TH ST	6	NW	6A981	4000	King Luminaire	100	
4622 43RD ST	CHESAPEAKE ST	3	NW	3F060DC	5000	LSG	54	189INC to 54LED.
19 52ND ST	EAST CAPITOL ST	7	SE	73448DC	5000	LSG	75	74LED to 75LED.
1214 CHAPLIN ST	HILLSIDE RD	7	SE	75951DC	5000	LSG	75	70HPS to 75LED.
3343 QUESADA ST	BROAD BRANCH RD	4	NW	4B522DC	5000	LSG	50	75LED to 50LED.
4429 RIVER RD	FESSENDEN ST	3	NW	3A104DC	5000	LSG	54	70HPS to 54LED.
1912 S ST	20TH ST	2	NW	27015	5000	LSG	75	70HPS to 75LED.
0 OKIE ST	HECHT AVE	5	NE	5A464	4000	King Luminaire	100	
2003 FENWICK ST	OKIE ST	5	NE	5A456	4000	King Luminaire	100	
1402 OKIE ST	FENWICK ST	5	NE	5A458	4000	King Luminaire	100	
2005 FENWICK ST	OKIE ST	5	NE	5A455	4000	King Luminaire	100	
1401 NEW YORK AVE	FENWICK ST	5	NE	5A450	4000	King Luminaire	100	
0 OKIE ST	HECHT AVE	5	NE	5A463	4000	King Luminaire	100	
1350 MARYLAND AVE	14TH ST	6	NE	6L578	4000	King Luminaire	100	
1408 OKIE ST	FENWICK ST	5	NE	5A460	4000	King Luminaire	100	
0 OKIE ST	HECHT AVE	5	NE	5A465	4000	King Luminaire	100	
1350 MARYLAND AVE	14TH ST	6	NE	6L577	4000	King Luminaire	100	
0 NEW YORK AVE	HECHT AVE	5	NE	5A446	4000	King Luminaire	200	
1726 7TH ST	R ST	6	NW	6A835	4000	King Luminaire	100	
650 K ST	7TH ST	6	NW	6A977	4000	King Luminaire	100	
650 K ST	7TH ST	6	NW	6A988	4000	King Luminaire	100	
1301 7TH ST	O ST	6	NW	6A801	4000	King Luminaire	100	
1620 7TH ST	RHODE ISLAND AVE	6	NW	6A824	4000	King Luminaire	100	
601 MASSACHUSETTS AVE	7TH ST	6	NW	6A978	4000	King Luminaire	100	Pole 22464 replace.
650 K ST	7TH ST	6	NW	6A976	4000	King Luminaire	100	Pole 22406 replace, relocate.
0 O ST	7TH ST	6	NW	6A803	4000	King Luminaire	150	400HPS to 150LED. Relocate. 25698
1721 7TH ST	S ST	6	NW	6A840	4000	King Luminaire	100	400HPS to 100LED. PP to T20. 25649
2839 MINNESOTA AVE	NELSON PL	7	SE	78402DC	5000	LSG	75	74LED to 75LED.
1400 KENILWORTH AVE	ORD ST	7	NE	70150DC	5000	LSG	75	74LED to 75LED.
1401 NEW YORK AVE	FENWICK ST	5	NE	5A448	4000	King Luminaire	100	
700 14TH ST	MARYLAND AVE	6	NE	6L580	4000	King Luminaire	100	
2015 FENWICK ST	NEW YORK AVE	5	NE	5A452	4000	King Luminaire	100	
0 OKIE ST	HECHT AVE	5	NE	5A466	4000	King Luminaire	100	
1408 OKIE ST	HECHT AVE	5	NE	5A461	4000	King Luminaire	100	
2013 FENWICK ST	NEW YORK AVE	5	NE	5A453	4000	King Luminaire	100	
1401 NEW YORK AVE	FENWICK ST	5	NE	5A449	4000	King Luminaire	100	
0 FENWICK ST	NEW YORK AVE	5	NE	5A451	4000	King Luminaire	200	
0 NEW YORK AVE	HECHT AVE	5	NE	5A447	4000	King Luminaire	200	
0 FENWICK ST	OKIE ST	5	NE	5A457	4000	King Luminaire	100	
1401 NEW YORK AVE	FENWICK ST	5	NE	56818	4000	King Luminaire	100	400HPS to 100LED. Pole, fix repalced.
1301 7TH ST	O ST	6	NW	6A796	4000	King Luminaire	100	
727 FAIRMONT ST	GEORGIA AVE	1	NW	1A141DC	4000	Philips	30	
4235 EDSON PL	42ND ST	7	NE	71764DC	5000	LSG	75	74LED to 75LED.
612 TUCKERMAN ST	6TH ST	4	NW	4H297DC	4000	Philips	30	70H to 30L. 2/3/2015 Correct asset type.
717 EUCLID ST	GEORGIA AVE	1	NW	12409DC	4000	Philips	30	189INC to 30LED.
650 K ST	7TH ST	6	NW	6A990	4000	King Luminaire	100	
1301 7TH ST	O ST	6	NW	6A799	4000	King Luminaire	100	
650 K ST	7TH ST	6	NW	6A989	4000	King Luminaire	100	
0 Q ST	7TH ST	6	NW	6A817	4000	King Luminaire	150	
1905 7TH ST	FLORIDA AVE	6	NW	1A131	4000	King Luminaire	100	
601 MASSACHUSETTS AVE	6TH ST	6	NW	6A982	4000	King Luminaire	100	
1301 7TH ST	O ST	6	NW	6A795	4000	King Luminaire	100	
650 K ST	6TH ST	6	NW	6A973	4000	King Luminaire	100	Pole 22404 replace.
1726 7TH ST	R ST	6	NW	6A837	4000	King Luminaire	100	
1800 7TH ST	S ST	6	NW	1A127	4000	King Luminaire	100	
158 UHLAND TER	SUMMIT PL	5	NE	59658	5000	LSG	75	189INC to 75LED.
1717 EAST CAPITOL ST	17TH ST	6	SE	63707	5000	LSG	75	100HPS to 75LED.

5622 9TH ST	MADISON ST	4	NW	4N708DC	4000	Philips	35	70HPS to 35LED.
0 CONNECTICUT AVE	RHODE ISLAND AVE	2	NW	2U530	4000	King Luminaire	150	400HPS to 150LED. Pole 27221 replaced.
1224 C ST	13TH ST	6	NE	62897	5000	LSG	75	189INC to 75LED.
1217 45TH PL	REED TER	7	SE	75885DC	5000	LSG	75	74LED to 75LED.
3927 1ST ST	ATLANTIC ST	8	SE	85037DC	5000	LSG	75	74LED to 75LED.
234 35TH ST	BLAINE ST	7	NE	74106DC	5000	LSG	75	74LED to 75LED.
5316 E ST	53RD ST	7	SE	75642DC	4000	Philips	110	400HPS to 110LED.
0 PENNSYLVANIA AVE	3RD ST	6	SE	65434	4000	Philips	215	400HPS to 215LED.
3555 TEXAS AVE	CARPENTER ST	7	SE	77806DC	4000	Philips	70	100HPS to 70LED.
2124 NORTH CAPITOL ST	W ST	5	NW	53338	5000	LSG	75	189INC to 75LED.
1400 PENNSYLVANIA AVE	14TH ST	6	SE	65387	4000	Philips	215	400HPS to 215LED.
3241 POPE ST	NASH PL	7	SE	77842DC	4000	Philips	70	100HPS to 70LED.
623 8TH ST	CONDON TER	8	SE	84367DC	5000	LSG	75	150HPS to 75LED.
441 INGRAHAM ST	5TH ST	4	NW	4M755	4000	Philips	35	70HPS to 35LED.
0 HILLSIDE RD	BENNING RD	7	SE	75821DC	4000	Philips	215	400H to 215L. 2/13/2013 250HPS to 400HPS.
H ST	17TH ST	2	NW	2M266	4000	King Luminaire	200	400HPS to 200LED.
1101 RHODE ISLAND AVE	11TH ST	2	NW	2U042	4000	King Luminaire	100	
942 T ST	VERMONT AVE	1	NW	1L365	4000	King Luminaire	100	400HPS to 100LED. Pole 13448 replaced.
1319 GERANIUM ST	ALASKA AVE	4	NW	4C917DC	5000	LSG	75	70HPS to 75LED.
METROPOLITAN BRANCH TRAIL	RHODE ISLAND AVE	5	NE	5PB002	4000	Philips	110	
2110 8TH ST	V ST	1	NW	1U034	4000	King Luminaire	100	
4252 FOOTE ST	44TH ST	7	NE	71466DC	5000	LSG	75	74LED to 75LED.
222 35TH ST	BLAINE ST	7	NE	74107DC	5000	LSG	75	74LED to 75LED.
0 FRANKLIN ST	6TH ST	5	NE	56247DC	4000	Philips	110	250HPS to 110LED.
819 6TH ST	H ST	6	NE	61877	4000	Philips	70	75LED to 72LED. 9/23/2012 175MV to 75LED.
3900 AMES ST	BURNS ST	7	NE	73981DC	5000	LSG	75	74LED to 75LED.
0 I ST	18TH ST	2	NW	2G806	4000	King Luminaire	200	400HPS to 200LED.
3508 COMMODORE JOSHUA BARNEY DR	FORT LINCOLN DR	5	NE	58672	4000	Philips	110	250HPS to 110LED.
6825 GEORGIA AVE	BUTTERNUT ST	4	NW	4A817DC	4000	Philips	35	
1324 44TH PL	BOWEN RD	7	SE	75880DC	5000	LSG	75	74LED to 75LED.
0 PENNSYLVANIA AVE	7TH ST	6	SE	65326	4000	Philips	215	400HPS to 215LED.
3235 O ST	BRANCH AVE	7	SE	77685DC	4000	Philips	70	100HPS to 70LED.
5214 F ST	53RD ST	7	SE	75366DC	4000	Philips	135	250HPS to 135LED.
0 PENNSYLVANIA AVE	4TH ST	6	SE	65314	4000	Philips	215	400HPS to 215LED.
1710 I ST	17TH ST	2	NW	28119	4000	Philips	215	400HPS to 215LED.
1823 WEST VIRGINIA AVE	CENTRAL PL	5	NE	52693DC	4000	Philips	215	400HPS to 215LED.
164 DANBURY ST	MARTIN LUTHER KING JR AVE	8	SW	84773DC	5000	LSG	75	189INC to 75LED.
0 PENNSYLVANIA AVE	21ST ST	2	NW	28045	4000	Philips	200	400HPS to 200LED.
1737 H ST	18TH ST	2	NW	28063	4000	Philips	215	400HPS to 215LED.
0 MILITARY RD	14TH ST	4	NW	4E248	4000	Philips	110	400HPS to 110LED. Pole, fixture replace, relocate.
2815 16TH ST	GIRARD ST	5	NE	5U436	4000	King Luminaire	100	
521 12TH ST	E ST	6	NE	62572	5000	LSG	75	100HPS to 75LED.
861 51ST ST	SOUTHERN AVE	7	SE	75491DC	5000	LSG	75	175MV to 75LED.
1517 VARNUM ST	16TH ST	4	NW	4F159	4000	Philips	110	295INC to 110LED.
0 DELAFIELD PL	15TH ST	4	NW	4F661DC	4000	Philips	110	295INC to 110LED.
1932 SAVANNAH PL	18TH PL	8	SE	82637DC	5000	LSG	75	189INC to 75LED.
1148 45TH PL	HILLSIDE RD	7	SE	75852DC	5000	LSG	75	74LED to 75LED.
75 BRYANT ST	1ST ST	5	NW	53017	5000	LSG	75	74LED to 75LED.
69 V ST	1ST ST	5	NW	53344	5000	LSG	75	150HPS to 75LED.
3677 ALABAMA AVE	37TH ST	7	SE	79063DC	4000	Philips	110	250HPS to 110LED.
0 PENNSYLVANIA AVE	6TH ST	6	SE	65320	4000	Philips	215	400HPS to 215LED.
2015 ST FRANCIS DESALES PL	20TH ST	5	NE	58152DC	4000	Philips	35	70HPS to 35LED. 7/16/2015 Correct asset type.
703 ELDER ST	7TH ST	4	NW	4K714DC	5000	LSG	75	70HPS to 75LED.
0 FORT LINCOLN DR	31ST PL	5	NE	58661	4000	Philips	215	250HPS to 215LED.
806 ATLANTIC ST	YUMA ST	8	SE	84351DC	5000	LSG	75	150HPS to 75LED.
960 MOUNT OLIVET RD	RAMP	5	NE	54483DC	5000	LSG	50	70HPS to 50LED.
323 I ST	5TH ST	6	NE	61528	5000	LSG	75	189INC to 75LED.
0 19TH ST	H ST	2	NW	28200	4000	Philips	215	400HPS to 215LED.
3142 17TH ST	KILBOURNE PL	1	NW	10573	5000	LSG	54	70HPS to 54LED.
5200 HARRISON ST	WISCONSIN AVE	3	NW	30859DC	4000	Philips	70	295INC to 72LED.
52 CHANNING ST	1ST ST	5	NW	53013	5000	LSG	75	74LED to 75LED.
4409 CLERMONT DR	WEBSTER ST	5	NW	53885	4000	Philips	215	250HPS to 215LED.
707 SHERIDAN ST	7TH ST	4	NW	4N013DC	4000	Philips	70	295INC to 72LED.
1821 H ST	19TH ST	2	NW	29694	4000	Philips	215	Old pole.
0 FRANKLIN ST	4TH ST	5	NE	56419	4000	Philips	215	250HPS to 215LED.
3700 ELY PL	37TH ST	7	SE	76950DC	4000	Philips	110	250HPS to 110LED.
6230 CLAY ST	63RD ST	7	NE	73006DC	5000	LSG	75	74LED to 75LED.
3511 POPE ST	35TH ST	7	SE	77754DC	4000	Philips	70	100HPS to 72LED.
1310 SOUTHERN AVE	13TH ST	8	SE	83651DC	4000	Philips	215	400HPS to 215LED.
1646 PRIMROSE RD	ORCHID ST	4	NW	4C430DC	4000	Philips	70	295INC to 70LED.
732 3RD ST	H ST	6	NE	61390	5000	LSG	75	100HPS to 75LED.
0 RHODE ISLAND AVE	7TH ST	6	NW	6A828	4000	King Luminaire	150	400HPS to 150LED. 25186
0 18TH ST	H ST	2	NW	28153	4000	Philips	215	400HPS to 215LED.
1505 ROXANNA RD	NORTHGATE RD	4	NW	4A804DC	5000	LSG	75	
1205 44TH PL	HILLSIDE RD	7	SE	75904DC	4000	Philips	135	250HPS to 135LED.
1205 POTOMAC AVE	13TH ST	6	SE	6U690	4000	Philips	215	
3261 FORT LINCOLN DR	33RD PL	5	NE	58659	4000	Philips	215	250HPS to 215LED.
120 ELMIRA ST	MARTIN LUTHER KING JR AVE	8	SW	84865DC	5000	LSG	75	74LED to 75LED.
0 MICHIGAN AVE	4TH ST	5	NE	53654	4000	Philips	215	400HPS to 215LED.
4815 TEXAS AVE	CAPITOL AVE	7	SE	77202DC	4000	Philips	215	70HPS to 215LED.
114 V ST	1ST ST	5	NW	53111	5000	LSG	75	70HPS to 75LED.
3148 BANNEKER DR	APPLE RD	5	NE	58398	4000	Philips	215	400HPS to 215LED.
710 TUCKERMAN ST	7TH ST	4	NW	4H279DC	4000	Philips	70	295INC to 72LED.
2100 WEST VIRGINIA AVE	NEW YORK AVE	5	NE	59041	4000	Philips	215	400HPS to 215LED.
METROPOLITAN BRANCH TRAIL	RHODE ISLAND AVE	5	NE	5PB010	4000	Philips	110	
409 ALLISON ST	NEW HAMPSHIRE AVE	4	NW	4K634	4000	Philips	35	70HPS to 35LED.
3 49TH ST	AYERS PL	7	SE	75097DC	4000	Philips	135	250HPS to 135LED.
3811 COMMODORE JOSHUA BARNEY DR	NORTH FORT LINCOLN DR	5	NE	58681	4000	Philips	110	400HPS to 110LED.
0 RHODE ISLAND AVE	MILLS AVE	5	NE	55137DC	4000	Philips	215	400HPS to 245LED.
700 2ND ST	H ST	6	NE	6S287	4000	King Luminaire	100	
803 7TH ST	H ST	6	NE	61771	4000	King Luminaire	100	Pole, fixture replaced. 250HPS to 100LED.
4900 B ST	50TH ST	7	SE	75244DC	4000	Philips	135	250HPS to 135LED.
3681 ALABAMA AVE	37TH ST	7	SE	79062DC	4000	Philips	110	250HPS to 110LED.
317 F ST	4TH ST	6	NE	61497DC	5000	LSG	75	74LED to 75LED.
1211 46TH ST	EAST PL	7	SE	75661DC	4000	Philips	135	250HPS to 135LED.
503 53RD ST	F ST	7	SE	75368DC	4000	Philips	135	400HPS to 135LED.
326 55TH ST	DIX ST	7	NE	73072DC	5000	LSG	75	295INC to 75LED.
835 51ST ST	H ST	7	SE	75489DC	5000	LSG	75	74LED to 75LED.
0 MICHIGAN AVE	NORTH CAPITOL ST	5	NE	53674	4000	Philips	215	400HPS to 215LED.

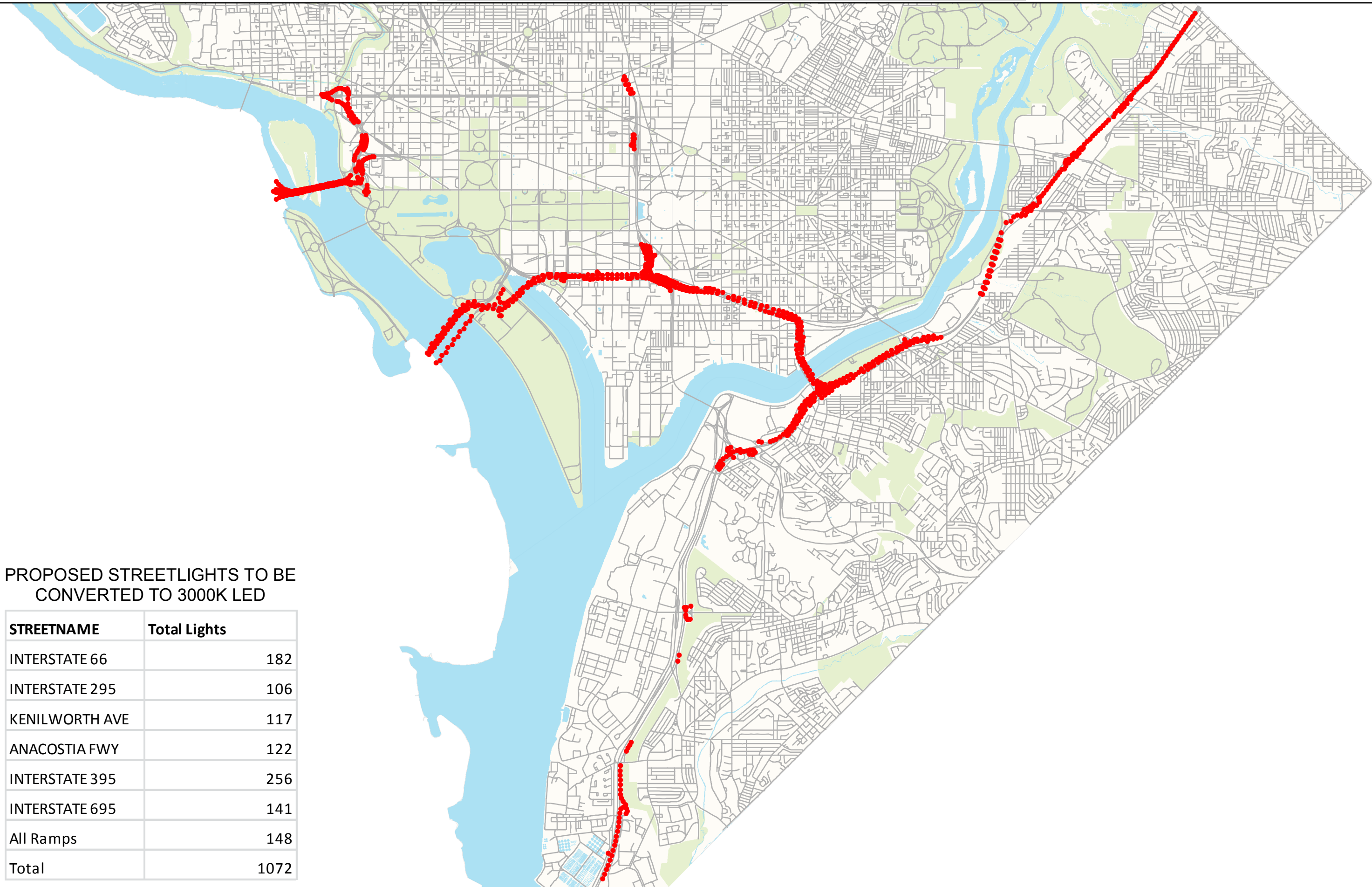
4313	12TH ST	BELLEVUE ST	8	SE	84398DC	5000	LSG	75	70HPS to 75LED.
1437	34TH ST	CARPENTER ST	7	SE	77720DC	4000	Philips	70	100HPS to 70LED.
	0 MALCOLM X AVE	OAKWOOD ST	8	SE	81839DC	4000	Philips	110	400HPS to 110LED.
587	LEBAUM ST	MARTIN LUTHER KING JR AVE	8	SE	81773DC	5000	LSG	75	74LED to 75LED.
4910	43RD PL	ELLCOTT ST	3	NW	3A128DC	5000	LSG	54	189INC to 54LED.
712	56TH PL	EASTERN AVE	7	NE	72901DC	4000	Philips	110	400HPS to 110LED.
2320	PAYNE TER	MAPLE VIEW PL	8	SE	80627DC	5000	LSG	75	74LED to 75LED.
	0 13TH ST	SAVANNAH PL	8	SE	82765DC	4000	Philips	110	250H to 110L.
1643	38TH ST	S ST	7	SE	77833DC	4000	Philips	110	100HPS to 110LED.
5922	2ND ST	PEABODY ST	4	NW	4N532DC	5000	LSG	75	295INC to 75LED.
1034	BARNABY TER	WHEELER RD	8	SE	84147DC	4000	Philips	110	250HPS to 110LED.
1220	CONGRESS ST	13TH ST	8	SE	85763DC	5000	LSG	75	
839	RITTENHOUSE ST	9TH ST	4	NW	4N144DC	4000	Philips	110	295INC to 110LED.
	0 GEORGIA AVE	BARRY PL	1	NW	13392	4000	King Luminaire	200	250H to 200L.
1841	ALABAMA AVE	18TH PL	8	SE	82799DC	4000	Philips	215	400H to 215L.
1889	ALABAMA AVE	WEBSTER PL	8	SE	82804DC	4000	Philips	215	400H to 215L. 1/15/2015 250H to 400H.
2119	1ST ST	V ST	5	NW	53176	5000	LSG	75	150HPS to 75LED.
	0 9TH ST	GERANIUM ST	4	NW	40867DC	4000	Philips	70	295INC to 70LED.
728	FAIRMONT ST	GEORGIA AVE	1	NW	12406	4000	Philips	30	100HPS to 30LED. 6/15/2016 189INC to 100HPS.
	0 13TH ST	POTOMAC AVE	6	SE	66128	4000	Philips	215	400HPS to 215LED.
315	L ST	3RD ST	6	NE	61544DC	5000	LSG	75	74LED to 75LED.
4230	LIVINGSTON RD	OLD LIVINGSTON RD	8	SE	83791DC	4000	Philips	110	400H to 215L.
2405	IRVING PL	24TH ST	8	SE	83081DC	4000	Philips	110	150H to 110L.
2729	28TH ST	FRANKLIN ST	5	NE	58234DC	4000	Philips	110	100H to 110L.
3730	UNIVERSITY AVE	RODMAN ST	3	NW	33705	4000	King Luminaire	100	405INC to 100LED.
	0 6TH ST	C ST	2	NW	67975	4000	Philips	110	400HPS to 110LED.
6744	13TH PL	ASPEN ST	4	NW	40430DC	4000	Philips	35	70HPS to 35LED.
125	PEABODY ST	2ND ST	4	NW	4N059DC	5000	LSG	75	295INC to 75LED.
621	FORRESTER ST	BARNABY RD	8	SE	84480DC	4000	Philips	60	150H to 60L.
7052	SPRING PL	CHESTNUT ST	4	NW	4H522	4000	Philips	35	295INC to 35L. WP to 5A.
652	BARNES ST	GRANT PL	7	NE	7U750	4000	King Luminaire	100	250H TO 100L. 72469 rep. 716 to Up.
	0 T ST	FLORIDA AVE	1	NW	12333	4000	King Luminaire	100	400HPS to 100LED. Pole, fix replaced.
6900	MAPLE ST	CARROLL ST	4	NW	4L603	4000	King Luminaire	100	100H to 100L. 100H to 100L. 4H591DC rep, WP to Up.
	0 BENNING RD	ANACOSTIA AVE	7	NE	74678	4000	Philips	215	400H to 215L.
	0 BENNING RD	ANACOSTIA AVE	7	NE	74677	4000	Philips	215	400H to 215L.
	0 BENNING RD	ANACOSTIA AVE	7	NE	74459	4000	Philips	215	400H to 215L.
	0 BENNING RD	ANACOSTIA AVE	5	NE	74685	4000	Philips	215	400H to 215L.
	0 BENNING RD	ANACOSTIA AVE	5	NE	74684	4000	Philips	215	400H to 215L.
	0 H ST	VERMONT AVE	2	NW	23459	4000	King Luminaire	100	400H to 100L.
901	6TH ST	MASSACHUSETTS AVE	6	NW	6A985	4000	King Luminaire	100	
2246	MOUNT VIEW PL	VALLEY PL	8	SE	80635DC	5000	LSG	75	74LED to 75LED.
1927	LAMONT ST	WALBRIDGE PL	1	NW	10494	5000	LSG	54	70HPS to 54LED.
645	INGRAHAM ST	7TH ST	4	NW	4M809	4000	Philips	35	70HPS to 35LED.
3523	POPE ST	HIGHWOOD DR	7	SE	77752DC	4000	Philips	70	100HPS to 70LED.
1100	MAINE AVE	INTERSTATE 395	6	SW	66563	4000	Philips	215	400HPS to 215LED.
1201	23RD ST	M ST	2	NW	2A270	4000	King Luminaire	100	
1211	23RD ST	M ST	2	NW	2A269	4000	King Luminaire	100	
2225	M ST	23RD ST	2	NW	2A271	4000	King Luminaire	100	
400	VALLEY AVE	4TH ST	8	SE	83765DC	4000	Philips	215	400H to 215L.
	0 4TH ST	HAREWOOD RD	5	NE	5A467	4000	Philips	110	
722	RIDGE RD	G ST	7	SE	76850DC	4000	Philips	110	250HPS to 110LED.
	0 EASTERN AVE	EASTERN DR	4	NW	4C798DC	4000	Philips	110	250HPS to 110LED.
3212	28TH ST	JASPER ST	8	SE	82963DC	5000	LSG	75	74LED to 75LED.
729	SHERIDAN ST	8TH ST	4	NW	4N010DC	4000	Philips	70	295INC to 72LED.
213	RITTENHOUSE ST	SLIGO MILL RD	4	NE	4P323DC	5000	LSG	75	100HPS to 75LED.
1233	NEWTON ST	12TH ST	5	NE	54920DC	5000	LSG	75	100HPS to 75LED.
2815	16TH ST	RHODE ISLAND AVE	5	NE	5U437	4000	King Luminaire	100	
1741	KENYON ST	18TH ST	1	NW	10578	5000	LSG	54	70HPS to 54LED.
	0 R ST	7TH ST	6	NW	6A831	4000	King Luminaire	150	400HPS to 150LED. 25645
800	PEABODY ST	9TH ST	4	NW	4N087DC	4000	Philips	215	400HPS to 215LED.
3307	HIGHLAND PL	34TH ST	3	NW	37390DC	4000	Philips	110	295INC to 110LED.
2901	20TH ST	FRANKLIN ST	5	NE	58127DC	4000	Philips	110	100HPS to 110LED.
1248	PENNSYLVANIA AVE	13TH ST	6	SE	65348	4000	Philips	215	400HPS to 215LED.
1774	MINNESOTA AVE	R ST	8	SE	80084	4000	Philips	215	400H to 215L.
	0 17TH ST	I ST	2	NW	23437	4000	Philips	215	400HPS to 215LED.
1211	WYLIE ST	12TH ST	6	NE	62475DC	5000	LSG	75	175MV to 75LED.
605	FORRESTER ST	6TH ST	8	SE	84478DC	4000	Philips	60	150H to 60L.
149	35TH ST	AMES ST	7	NE	74082DC	5000	LSG	75	74LED to 75LED.
1319	44TH PL	RIDGE RD	7	SE	75911DC	4000	Philips	135	250HPS to 135LED.
3327	NASH PL	POPE ST	7	SE	77714DC	4000	Philips	70	250HPS to 72LED.
3647	HIGHWOOD DR	POPE ST	7	SE	77743DC	4000	Philips	70	100HPS to 70LED.
2209	FRANKLIN ST	22ND ST	5	NE	58109DC	4000	Philips	110	150HPS to 110LED.
809	CRITTENDEN ST	8TH ST	5	NE	51046DC	5000	LSG	75	70HPS to 75LED.
5916	2ND ST	OGLETHORPE ST	4	NW	4N530DC	5000	LSG	75	295INC to 75LED.
704	FERN PL	8TH ST	4	NW	4K712DC	5000	LSG	75	70HPS to 75LED.
501	NEW YORK AVE	4TH ST	5	NE	5A430	4000	King Luminaire	100	400H to 100L. PP to T20. 56842.
3650	ELY PL	37TH ST	7	SE	76956DC	4000	Philips	110	250HPS to 110LED.
2010	EVARTS ST	20TH ST	5	NE	58169DC	4000	Philips	110	150H to 110L.
646	ALABAMA AVE	7TH ST	8	SE	85416DC	4000	Philips	110	400HPS to 110LED. Arm.
3315	HIGHLAND PL	34TH ST	3	NW	37389DC	4000	Philips	110	405INC to 110LED.
6647	13TH ST	WHITTIER PL	4	NW	4D061DC	4000	Philips	70	100HPS to 72LED.
1116	E ST	12TH ST	6	NE	63283	5000	LSG	50	189INC to 50LED.
123	49TH PL	AMES ST	7	NE	72250DC	5000	LSG	75	74LED to 75LED.
3120	24TH ST	IRVING PL	8	SE	83075DC	4000	Philips	110	100H to 110L.
6008	GEORGIA AVE	PEABODY ST	4	NW	4N800	4000	Philips	215	400HPS to 215LED.
1257	WYLIE ST	13TH ST	6	NE	62478	5000	LSG	75	189INC to 75LED.
4814	10TH ST	DECATUR ST	5	NE	51064DC	5000	LSG	75	70HPS to 75LED.
980	MOUNT OLIVET RD	CORCORAN ST	5	NE	54481DC	5000	LSG	50	70HPS to 50LED.
970	MT. OLIVET RD	CORCORAN ST	5	NE	54482DC	5000	LSG	50	100HPS to 50LED.
1317	WALLACH PL	13TH ST	1	NW	13668	5000	LSG	50	70H to 50LED.
618	3RD ST	F ST	6	NE	61398	5000	LSG	75	175MV to 75LED.
6223	7TH ST	SHERIDAN ST	4	NW	4N383DC	5000	LSG	50	295INC to 50LED.
2100	9TH ST	V ST	1	NW	1U041	4000	Philips	70	189INC to 72LED. Pole 14237DC replaced.
1832	CORCORAN ST	19TH ST	2	NW	26929	5000	LSG	75	100HPS to 75LED.
4200	HILLSIDE RD	CHAPLIN ST	7	SE	76003DC	5000	LSG	75	100HPS to 75LED.
4320	GARRISON ST	44TH ST	3	NW	30917DC	4000	Philips	70	295INC to 72LED.
1000	1ST ST	K ST	6	NW	68703	4000	King Luminaire	100	400H to 100L. Pole, fix replace.
43	K ST	1ST TER	6	NW		4000	King Luminaire	100	
	0 K ST	1ST TER	6	NW	68705	4000	King Luminaire	100	

43	K ST	1ST TER	6	NW	68704	4000	King Luminaire	100	
1	POTOMAC AVE	SOUTH CAPITOL ST	6	SW	67186DC	4000	Philips	215	
99	1ST TER	K ST	6	NW	68619	4000	King Luminaire	100	400H to 100L. Pole, fix replace.
1	POTOMAC AVE	SOUTH CAPITOL ST	6	SW	67763	4000	Philips	215	250H to 215L. Pole 67018 rep 2007.
705	FLORIDA AVE	8TH ST	1	NW	14475	4000	King Luminaire	100	250H to 100L, pole replace.
5126	B ST	53RD ST	7	SE	75260DC	4000	Philips	135	250HPS to 135LED.
0	FLORIDA AVE	7TH ST	1	NW	14393	4000	King Luminaire	200	400H to 200L, pole replace.
1214	DUNCAN PL	12TH ST	6	NE	62612	5000	LSG	75	189INC to 75LED.
1651 1/2	38TH ST	S ST	7	SE	77831DC	4000	Philips	110	100HPS to 110LED.
0	SEDGWICK ST	UNIVERSITY AVE	3	NW	34177DC	4000	Philips	70	100HPS to 72LED.
3245	POPE ST	NASH PL	7	SE	77843DC	4000	Philips	70	100HPS to 72LED
1231	SUMNER RD	WADE RD	8	SE	8A347	4000	King Luminaire	100	
0	18TH ST	FRANKLIN ST	5	NE	58474DC	4000	Philips	110	150HPS to 110LED.
1235	U ST	MARTIN LUTHER KING JR AVE	8	SE	81063DC	5000	LSG	75	70HPS to 75LED.
664	ACKER PL	7TH ST	6	NE	61827	5000	LSG	75	70HPS to 75LED.
2621	QUEENS CHAPEL RD	EVARTS ST	5	NE	58306DC	4000	Philips	215	100HPS to 215LED.
1572	41ST ST	SOUTHERN AVE	7	SE	78307DC	5000	LSG	75	74LED to 75LED.
4015	GRANT ST	MINNESOTA AVE	7	NE	71416DC	5000	LSG	75	74LED to 75LED.
3705	S ST	TEXAS AVE	7	SE	77816DC	4000	Philips	70	100HPS to 72LED.
805	RITTENHOUSE ST	8TH ST	4	NW	4N142DC	4000	Philips	110	100HPS to 110LED.
391	MICHIGAN AVE	IRVING ST	5	NE	53270	4000	Philips	215	400MV to 215LED.
1368	QUINCY ST	14TH ST	4	NW	4J636	4000	Philips	30	70H to 30L.
	METROPOLITAN BRANCH TRAIL	5TH ST	5	NE	5T0042	4000	Philips	35	Convert to 35LED.
807	V ST	8TH ST	1	NW	1U030	4000	King Luminaire	100	400HPS to 100LED. Pole 14235 replaced.
4350	EADS ST	44TH ST	7	NE	71767DC	5000	LSG	75	74LED to 75LED.
3714	31ST PL	EASTERN AVE	5	NE	51739DC	5000	LSG	75	100HPS to 75LED.
2700	MILLS AVE	EVARTS ST	5	NE	5A353DC	5000	LSG	75	
3104	LYNDALE PL	MINNESOTA AVE	7	SE	78349DC	5000	LSG	75	189INC to 75LED.
5504	CENTRAL AVE	55TH ST	7	SE	73412DC	5000	LSG	75	74LED to 75LED.
3300	EASTERN AVE	BLADENSBURG RD	5	NE	58700	4000	Philips	215	250HPS to 215LED.
430	11TH ST	E ST	6	NE	63291	5000	LSG	75	189INC to 75LED.
3133	BUENA VISTA TER	30TH ST	8	SE	82998DC	5000	LSG	75	74LED to 75LED.
500	ATLANTIC ST	6TH ST	8	SE	84448DC	5000	LSG	75	74LED to 75LED.
3928	1ST ST	ATLANTIC ST	8	SE	85029DC	5000	LSG	75	74LED to 75LED.
30	35TH ST	EAST CAPITOL ST	7	NE	74117DC	5000	LSG	75	74LED to 75LED.
3944	BENNING RD	40TH ST	7	NE	72313DC	5000	LSG	75	150HPS to 75LED.
3955	CLAY PL	40TH ST	7	NE	73945DC	5000	LSG	75	189INC to 75LED.
3937	AMES ST	BURNS ST	7	NE	74007DC	5000	LSG	75	74LED to 75LED.
15	GALVESTON PL	FORRESTER ST	8	SW	84752DC	5000	LSG	75	74LED to 75LED.
722	46TH ST	HILLTOP TER	7	SE	75674DC	4000	Philips	135	250HPS to 135LED.
2686	SHERIDAN RD	STANTON RD	8	SE	8U651	4000	King Luminaire	100	400HPS to 100LED. Pole 81355DC replaced.
0	B ST	49TH ST	7	SE	75090DC	4000	Philips	135	250HPS to 135LED.
3915	CLAY PL	MINNESOTA AVE	7	NE	73949DC	5000	LSG	75	74LED to 75LED.
604	TUCKERMAN ST	6TH ST	4	NW	4H296DC	4000	Philips	30	70H to 30L. 2/3/2015 Correct asset type.
0	SOUTHEAST-SOUTHWEST BLVD	13TH ST	6	SE	6U005	4000	King Luminaire	200	Pole 68009 removed.
0	SOUTHEAST-SOUTHWEST BLVD	11TH ST	6	SE	6L974	4000	Philips	110	
2601	STANTON RD	SHERIDAN RD	8	SE	8U642	4000	King Luminaire	100	
1127	44TH PL	HILLSIDE RD	7	SE	75923DC	5000	LSG	75	74LED to 75LED.
0	7TH ST	ROXBORO PL	4	NW	4N384DC	5000	LSG	50	295INC to 50LED.
0	MILITARY RD	GLOVER RD	3	NW	4A779	4000	Philips	110	400HPS to 110LED. Pole, fixture replace, relocate.
1011	M ST	10TH ST	2	NW	2A246	4000	King Luminaire	100	
0	17TH ST	FULLER ST	1	NW	11040	4000	King Luminaire	100	400HPS to 100LED. Relocate, PP to Up.
6117	1ST PL	CHILLUM PL	4	NE	4A891DC	4000	Philips	30	
1406	OKIE ST	FENWICK ST	5	NE	5A459	4000	King Luminaire	100	
4263	6TH ST	DARRINGTON ST	8	SE	84054DC	4000	Philips	215	250HPS to 215LED.
635	ACKER PL	7TH ST	6	NE	61825DC	5000	LSG	75	100HPS to 75LED.
4503	GRANT ST	46TH ST	7	NE	71447DC	4000	Philips	70	250HPS to 70LED. Arm and Fixture.
650	K ST	6TH ST	6	NW	6A972	4000	King Luminaire	100	
1612	7TH ST	RHODE ISLAND AVE	6	NW	6A823	4000	King Luminaire	100	
4519	Q ST	45TH ST	3	NW	3E087	4000	Philips	35	
1223	45TH PL	REED TER	7	SE	7A536DC	4000	Philips	60	
1227	47TH PL	NASH ST	7	NE	7A537DC	4000	Philips	30	
1776	W ST	18TH ST	8	SE	8A424DC	4000	Philips	60	
6905	4TH ST	BUTTERNUT ST	4	NW	4A902DC	4000	Philips	215	
1730	18TH ST	S ST	8	SE	8A423DC	4000	Philips	60	
2800	DUNBAR RD	STANTON RD	8	SE	8A046DC	4000	Philips	110	
6918	4TH ST	CEDAR ST	4	NW	4A901DC	4000	Philips	215	
814	5TH ST	H ST	6	NE	61527	5000	LSG	75	189INC to 75LED.
0	FERN PL	7TH ST	4	NW	4D893DC	4000	Philips	60	295I to 60L.
727	FERN PL	8TH ST	4	NW	4D896DC	4000	Philips	60	295I to 60L.
723	FERN PL	7TH ST	4	NW	4D895DC	4000	Philips	60	295I to 60L.
429	OGLETHORPE ST	5TH ST	4	NW	4A900DC	4000	Philips	30	
0	M ST	12TH ST	6	SE	67720	4000	Philips	110	Pole. fix replace.
1730	PENNSYLVANIA AVE	17TH ST	2	NW	28060	4000	Philips	215	400HPS to 215LED.
830	BURNS ST	HILDRETH ST	7	SE	75988DC	4000	Philips	110	100HPS to 110LED
5703	BLAINE ST	57TH ST	7	NE	73304DC	5000	LSG	75	74LED to 75LED.
2123	15TH ST	NEW HAMPSHIRE AVE	1	NW	11772	4000	King Luminaire	100	400HPS to 100LED. Pole replace, relocate.
408	ATLANTIC ST	6TH ST	8	SE	84449DC	5000	LSG	75	74LED to 75LED.
0	FRANKLIN ST	4TH ST	5	NE	5A436	4000	Philips	110	
0	23RD ST	I ST	2	NW	2A232	4000	King Luminaire	100	
0	PENNSYLVANIA AVE	H ST	2	NW	28056	4000	Philips	215	400HPS to 215LED.
815	XENIA ST	8TH ST	8	SE	84355DC	5000	LSG	75	150HPS to 75LED.
0	BENNING RD	NONE	7	NE	74452DC	4000	Philips	215	400h to 215L.
3208	G ST	32ND ST	7	SE	76720DC	5000	LSG	75	74LED to 75LED.
2136	NEWPORT PL	22ND ST	2	NW	24493	5000	LSG	75	189INC to 75LED.
631	DARRINGTON ST	BARNABY RD	8	SE	84474DC	5000	LSG	75	100HPS to 75LED.
3199	BANNEKER DR	APPLE RD	5	NE	58399	4000	Philips	215	250HPS to 215LED.
0	ADAMS ST	19TH PL	5	NE	58339DC	4000	Philips	110	150HPS to 110LED.
5336	CALL PL	54TH ST	7	SE	75597DC	5000	LSG	75	295INC to 75LED.
0	SOUTHERN AVE	58TH ST	7	SE	73679DC	4000	Philips	215	400HPS to 215LED.
	METROPOLITAN BRANCH TRAIL	RHODE ISLAND AVE	5	NE	5T0017	4000	Philips	35	Convert to 35LED.
4809	7TH ST	CRITTENDEN ST	5	NE	51096DC	4000	Philips	70	100HPS to 72LED.
4530	LIVINGSTON RD	3RD ST	8	SE	83802DC	4000	Philips	215	400H to 215L.
3914	13TH ST	RANDOLPH ST	4	NW	4J651DC	4000	Philips	30	70H to 30L.
3224	19TH ST	PARK RD	1	NW	10500	5000	LSG	54	70HPS to 54LED.
508	MELLON ST	5TH ST	8	SE	81781DC	5000	LSG	75	74LED to 75LED.
1020	PENNSYLVANIA AVE	10TH ST	6	SE	65338	4000	Philips	215	400HPS to 215LED.
2909	30TH ST	PARK DR	7	SE	7A331DC	5000	LSG	50	
0	CRITTENDEN ST	9TH ST	4	NW	4K082	4000	Philips	110	150HPS to 110LED.

4611	43RD PL	BRANDYWINE ST	3	NW	3F042DC	5000	LSG	54	70HPS to 54LED.
4441	ALABAMA AVE	REED TER	7	SE	75918DC	5000	LSG	75	74LED to 75LED.
818	6TH ST	I ST	6	NE	61730	5000	LSG	75	100HPS to 75LED.
710	21ST ST	G ST	2	NW	2L389	4000	King Luminaire	100	250HPS to 100LED. Pole 28278 replaced.
	37TH ST	U ST	3	NW	36890	4000		100	
1826	R ST	18TH ST	2	NW	26927	5000	LSG	75	189INC to 75LED.
1208	18TH ST	M ST	2	NW	2U525	4000	King Luminaire	120	400HPS to 120LED. Pole 24762 replaced.
515	PENNSYLVANIA AVE	SEWARD SQ	6	SE	65427	4000	Philips	215	250HPS to 215LED.
2800	31ST PL	FORT LINCOLN DR	5	NE	58407	4000	Philips	215	400HPS to 215LED.
2900	18TH ST	RHODE ISLAND AVE	5	NE	58482DC	4000	Philips	110	100HPS to 110LED. 7/16/2015 Correct W.
1829	RIGGS PL	19TH ST	2	NW	26917	5000	LSG	75	189INC to 75LED.
7402	9TH ST	GERANIUM ST	4	NW	4D816DC	4000	Philips	70	295INC to 70LED.
3709	NEWARK ST	WISCONSIN AVE	3	NW	3U397	4000	King Luminaire	100	
	QUEENS CHAPEL RD	22ND ST	5	NE	58266DC	4000	Philips	215	150HPS to 215LED.
	IRVING ST	1ST ST	5	NW	53317	4000	Philips	215	250HPS to 215LED.
	WISCONSIN AVE	IDAHO AVE	3	NW	3U418	4000	King Luminaire	200	
3410	WISCONSIN AVE	NEWARK ST	3	NW	3U402	4000	King Luminaire	100	400HPS to 100LED. Pole 38772 replaced.
	MALCOLM X AVE	INTERSTATE 295	8	SE	81822DC	4000	Philips	110	400HPS to 110LED.
411	OGLETHORPE ST	4TH ST	4	NW	4N283DC	4000	Philips	30	189I to 30L.
4043	CLAY PL	FLINT PL	7	NE	73938DC	5000	LSG	75	295INC to 75LED.
2621	30TH ST	DENVER ST	7	SE	79021DC	4000	Philips	110	250HPS to 110LED.
	BUCHANAN ST	13TH ST	4	NW	4U127	4000	Philips	110	400HPS to 110LED. Pole 4K034 replaced.
1124	23RD ST	M ST	2	NW	23926	4000	King Luminaire	100	Pole, fix repalced.
423	GALLATIN ST	5TH ST	4	NW	4M766DC	5000	LSG	50	189INC to 50LED.
	SHERIDAN ST	GEORGIA AVE	4	NW	4A907	4000	King Luminaire	200	
	SHERIDAN ST	GEORGIA AVE	4	NW	4A908	4000	King Luminaire	200	
211	K ST	3RD ST	6	SE	68737	4000	King Luminaire	100	
200	L ST	2ND PL	6	SE	68739	4000	King Luminaire	100	
214	K ST	3RD ST	6	SE	68735	4000	King Luminaire	100	
213	L ST	3RD ST	6	SE	68743	4000	King Luminaire	100	
214	L ST	3RD ST	6	SE	68740	4000	King Luminaire	100	
207	L ST	3RD ST	6	SE	68742	4000	King Luminaire	100	
900	2ND ST	I ST	6	SE	68733	4000	King Luminaire	100	
201	L ST	2ND PL	6	SE	68741	4000	King Luminaire	100	
100	K ST	2ND ST	6	SE	68731	4000	King Luminaire	100	
1115	4TH ST	M ST	6	SE	68744	4000	King Luminaire	100	
1100	5TH ST	L ST	6	SE	68745	4000	King Luminaire	100	
100	K ST	NEW JERSEY AVE	6	SE	68730	4000	King Luminaire	100	
100	K ST	NEW JERSEY AVE	6	SE	68729	4000	King Luminaire	100	
202	K ST	2ND PL	6	SE	68734	4000	King Luminaire	100	
925	NEW JERSEY AVE	K ST	6	SE	68728	4000	King Luminaire	100	
919	NEW JERSEY AVE	K ST	6	SE	68727	4000	King Luminaire	100	
200	L ST	2ND PL	6	SE	68738	4000	King Luminaire	100	
205	K ST	2ND PL	6	SE	68736	4000	King Luminaire	100	
900	2ND ST	K ST	6	SE	68732	4000	King Luminaire	100	
1100	5TH ST	M ST	6	SE	67551	4000	King Luminaire	100	400H to 100L.
3231	FORT LINCOLN DR	31ST PL	5	NE	58715	4000	Philips	215	250HPS to 215LED.
4627	13TH ST	CRITTENDEN ST	4	NW	4U121	4000	Philips	110	
3500	NEBRASKA AVE	NEW MEXICO AVE	3	NW	35167	4000	King Luminaire	200	400H to 200L. Pole, fix rep, rel.
148	DARRINGTON ST	MARTIN LUTHER KING JR AVE	8	SW	84863DC	5000	LSG	75	74LED to 75LED.
	CONNECTICUT AVE	ELLCOTT ST	3	NW	30039	4000	King Luminaire	200	Pole fix replaced.
3163	BANNEKER DR	APPLE RD	5	NE	58397	4000	Philips	215	250HPS to 215LED.
4420	BLAINE ST	44TH ST	7	NE	7A165DC	5000	LSG	75	74LED to 75LED.
422	ONEIDA PL	5TH ST	4	NW	4N284DC	4000	Philips	30	189I to 30L.
3921	AMES ST	BURNS ST	7	NE	74006DC	5000	LSG	75	74LED to 75LED.
210	55TH ST	BLAINE ST	7	NE	73100DC	5000	LSG	75	74LED to 75LED.
	METROPOLITAN BRANCH TRAIL	S ST	5	NE	5T0055	4000	Philips	35	Convert to 35LED.
754	BARNES ST	ALBERT IRVIN CASSELL PL	7	NE	7A487	5000	LSG	75	
4000	ALABAMA AVE	Q ST	7	SE	77598DC	4000	Philips	30	70H to 30L.
474	EASTERN AVE	61ST ST	7	NE	73040DC	5000	LSG	75	74LED to 75LED.
1110	45TH PL	H ST	7	SE	75855DC	5000	LSG	75	74LED to 75LED.
5343	AMES ST	53RD ST	7	NE	72806DC	5000	LSG	75	150HPS to 75LED. Correct asset type.
1700	RHODE ISLAND AVE	ST MATTHEWS CT	2	NW	2U538	4000	King Luminaire	120	400HPS to 120LED. Pole 26383 replaced.
905	2ND ST	I ST	6	NE	6A558DC	5000	LSG	54	Pole 61384 replaced.
4700	BLUE PLAINS DR	MARTIN LUTHER KING JR AVE	8	SW	8A420DC	4000	Philips	110	
4525	BENNING RD	A ST	7	SE	7U755	4000	King Luminaire	100	
4600	BLUE PLAINS DR	MARTIN LUTHER KING JR AVE	8	SW	8A413DC	4000	Philips	110	150H to 110LED.
	KENILWORTH AVE	BENNING RD	7	NE	7L487	4000	King Luminaire	150	Pole 74719 replaced.
4300	MILITARY RD	43RD ST	3	NW	3E075	4000	King Luminaire	100	
1000	BLUE PLAINS DR	EMPLOYABILITY WAY	8	SW	8A405DC	4000	Philips	110	
3724	FOOTE ST	PARKSIDE PL	7	NE	7L619	4000	King Luminaire	100	
5300	WISCONSIN AVE	JENIFER ST	3	NW	3E057	4000	King Luminaire	100	
	BLUE PLAINS DR	DC VILLAGE LN	8	SW	8A395DC	4000	Philips	110	
	ST ELIZABETHS AVE	FIRTH STERLING AVE	8	SE	8A048	4000	Philips	110	150HPS to 110LED. Pole 81584DC removed.
	GEORGIA AVE	W ST	1	NW	1A183	4000	King Luminaire	200	
326	55TH ST	DIX ST	7	NE	7A535DC	4000	Philips	60	
	GEORGIA AVE	BRYANT PL	1	NW	1A180	4000	King Luminaire	200	
	GEORGIA AVE	BRYANT ST	1	NW	1A179	4000	King Luminaire	200	
	KENILWORTH AVE	BENNING RD	7	NE	7L485	4000	King Luminaire	150	
1111	NEW JERSEY AVE	L ST	6	SE	6A003	4000	King Luminaire	100	
1225	4TH ST	M ST	6	NE	6L734	4000	King Luminaire	100	
1143	3RD ST	L ST	6	NE	6A548	4000	King Luminaire	100	
5301	WISCONSIN AVE	JENIFER ST	3	NW	3E056	4000	King Luminaire	100	
	KENILWORTH AVE	EAST CAPITOL ST	7	NE	7L470	4000	King Luminaire	150	Pole 7A153 replaced.
	KENILWORTH AVE	BENNING RD	7	NE	7L482	4000	King Luminaire	150	Pole 7A115 replaced.
4667	BLUE PLAINS DR	MARTIN LUTHER KING JR AVE	8	SW	8A412DC	4000	Philips	110	
4300	MILITARY RD	WESTERN AVE	3	NW	3E073	4000	King Luminaire	100	
1005	NORTH CAPITOL ST	K ST	6	NE	6A776	4000	King Luminaire	100	
1140	3RD ST	M ST	6	NE	6A549	4000	King Luminaire	100	
1111	NEW JERSEY AVE	L ST	6	SE	6A002	4000	King Luminaire	100	
	MILITARY RD	43RD ST	3	NW	3E078	4000	King Luminaire	100	
	MISSOURI AVE	GEORGIA AVE	4	NW	4A910	4000	Philips	110	
4525	BENNING RD	A ST	7	SE	7U753	4000	King Luminaire	100	
1000	BLUE PLAINS DR	EMPLOYABILITY WAY	8	SW	8A406DC	4000	Philips	110	150H to 110L.
	COLORADO AVE	MISSOURI AVE	4	NW	4A909	4000	Philips	110	
55	M ST	NORTH CAPITOL ST	6	NE	6A733	4000	King Luminaire	100	
5333	WISCONSIN AVE	JENIFER ST	3	NW	3E058	4000	King Luminaire	100	
	KENILWORTH TER	FOOTE ST	7	NE	7L755	4000	King Luminaire	200	
	PARKSIDE PL	FRANKLIN D ROOSEVELT PL	7	NE	7L748	4000	King Luminaire	200	

3700	FOOTE ST	PARKSIDE PL	7	NE	7L758	4000	King Luminaire	100	
200	SOUTHERN AVE	SOUTH CAPITOL ST	8	SW	8A426DC	4000	Philips	215	
3700	FOOTE ST	PARKSIDE PL	7	NE	7L757	4000	King Luminaire	100	
0	SOUTHERN AVE	SOUTH CAPITOL ST	8	SW	8A425DC	4000	Philips	215	
600	KENILWORTH TER	FRANKLIN D ROOSEVELT PL	7	NE	7L753	4000	King Luminaire	100	
3700	FRANKLIN D ROOSEVELT PL	PARKSIDE PL	7	NE	7L749	4000	King Luminaire	100	
0	FRANKLIN D ROOSEVELT PL	KENILWORTH TER	7	NE	7L752	4000	King Luminaire	200	Pole 72491 replaced
1000	BLUE PLAINS DR	EMPLOYABILITY WAY	8	SW	8A401DC	4000	Philips	110	
3752	FOOTE ST	PARKSIDE PL	7	NE	7L617	4000	King Luminaire	100	
5337	WISCONSIN AVE	WESTERN AVE	3	NW	3E065	4000	King Luminaire	100	
5333	WISCONSIN AVE	JENIFER ST	3	NW	3E060	4000	King Luminaire	100	
0	KENILWORTH AVE	BENNING RD	7	NE	7L492	4000	King Luminaire	150	Pole 7M132 replaced.
5337	WISCONSIN AVE	WESTERN AVE	3	NW	3E064	4000	King Luminaire	100	Pole 30283 replaced
4301	MILITARY RD	43RD ST	3	NW	3E077	4000	King Luminaire	100	Pole 30499 Replaced, duplicate ID.
4301	MILITARY RD	WESTERN AVE	3	NW	3E074	4000	King Luminaire	100	Pole 35104 Replaced.
800	L'ENFANT PROMENADE	BANNEKER CIR	6	SW	66619	4000	Philips	200	250HPS to 200LED.
5907	EADS ST	60TH ST	7	NE	72946DC	5000	LSG	75	74LED to 75LED.
3700	FRANKLIN D ROOSEVELT PL	PARKSIDE PL	7	NE	7L750	4000	King Luminaire	100	
606	PARKSIDE PL	FOOTE ST	7	NE	7L615	4000	King Luminaire	100	Pole 72488 replaced.
0	WESTERN AVE	MILITARY RD	3	NW	3E070	4000	King Luminaire	100	
0	KENILWORTH AVE	BENNING RD	7	NE	7L491	4000	King Luminaire	150	
0	MILITARY RD	WESTERN AVE	3	NW	3E071	4000	King Luminaire	100	
1100	NEW JERSEY AVE	M ST	6	SE	6A001	4000	King Luminaire	100	Pole 67482 replaced.
0	WISCONSIN AVE	JENIFER ST	3	NW	3E053	4000	King Luminaire	100	
0	KENILWORTH AVE	BAKER ST	7	NE	7L476	4000	King Luminaire	150	Pole 7A121 replaced.
0	PARKSIDE PL	FOOTE ST	7	NE	7L747	4000	King Luminaire	200	
200	SOUTHERN AVE	SOUTH CAPITOL ST	8	SW	8A427DC	4000	Philips	215	
3700	FRANKLIN D ROOSEVELT PL	KENILWORTH TER	7	NE	7L751	4000	King Luminaire	100	
0	FOOTE ST	KENILWORTH TER	7	NE	7L756	4000	King Luminaire	100	
600	KENILWORTH TER	FRANKLIN D ROOSEVELT PL	7	NE	7L754	4000	King Luminaire	100	
3210	9TH PL	ALABAMA AVE	8	SE	85491DC	4000	Philips	60	70H to 60L. 4/26/2016 Correct asset type.
1165	3RD ST	M ST	6	NE	6A550	4000	King Luminaire	100	
3651	NEW HAMPSHIRE AVE	GEORGIA AVE	1	NW	12961	4000	Philips	215	400HPS to 215LED.
55	M ST	NORTH CAPITOL ST	6	NE	6A731	4000	King Luminaire	100	
0	BLUE PLAINS DR	DC VILLAGE LN	8	SW	8A396DC	4000	Philips	110	
606	PARKSIDE PL	FOOTE ST	7	NE	7L616	4000	King Luminaire	100	Pole 72490 replaced.
61	PIERCE ST	NORTH CAPITOL ST	6	NE	6A734	4000	King Luminaire	100	
3731	FRANKLIN D ROOSEVELT PL	PARKSIDE PL	7	NE	7L614	4000	King Luminaire	100	
4665	BLUE PLAINS DR	MARTIN LUTHER KING JR AVE	8	SW	8A416DC	4000	Philips	110	
0	MILITARY RD	43RD ST	3	NW	3E079	4000	King Luminaire	100	Pole 3S108 Replaced.
0	KENILWORTH AVE	EAST CAPITOL ST	7	NE	7L472	4000	King Luminaire	150	
5335	WISCONSIN AVE	JENIFER ST	3	NW	3E062	4000	King Luminaire	100	Pole 30285 replaced.
0	KENILWORTH AVE	BENNING RD	7	NE	7L493	4000	King Luminaire	150	Pole 7M133 replaced.
5335	WISCONSIN AVE	WESTERN AVE	3	NW	3E063	4000	King Luminaire	100	Pole 30308 replaced.
1125	DELAWARE AVE	L ST	6	NE	6S314	4000	King Luminaire	100	Pole rep. rel.
0	KENILWORTH AVE	EAST CAPITOL ST	7	NE	7L473	4000	King Luminaire	150	Pole 7A124 replaced.
4700	BLUE PLAINS DR	MARTIN LUTHER KING JR AVE	8	SW	8A421DC	4000	Philips	110	150H to 110LED.
0	MILITARY RD	WESTERN AVE	3	NW	3E072	4000	King Luminaire	100	Pole 3S102 Replaced.
1000	BLUE PLAINS DR	DC VILLAGE LN	8	SW	8A399DC	4000	Philips	110	250H to 110L.
0	BENNING RD	A ST	7	SE	7U752	4000	King Luminaire	200	
1137	3RD ST	L ST	6	NE	6A547	4000	King Luminaire	100	
0	MISSOURI AVE	GEORGIA AVE	4	NW	4A911	4000	Philips	110	
4665	BLUE PLAINS DR	MARTIN LUTHER KING JR AVE	8	SW	8A415DC	4000	Philips	110	
0	KENILWORTH AVE	EAST CAPITOL ST	7	NE	7L471	4000	King Luminaire	150	Pole 7A154 replaced.
0	KENILWORTH AVE	CLAY ST	7	NE	7L480	4000	King Luminaire	150	Pole 7A117 replaced.
1225	4TH ST	FLORIDA AVE	6	NE	6L733	4000	King Luminaire	100	
0	NEW JERSEY AVE	L ST	6	SE	6A004	4000	King Luminaire	100	Pole 67477 replaced.
1330	PENNSYLVANIA AVE	G ST	6	SE	65352	4000	Philips	215	400HPS to 215LED.
4600	BLUE PLAINS DR	MARTIN LUTHER KING JR AVE	8	SW	8A411DC	4000	Philips	110	150H to 110LED.
4301	MILITARY RD	43RD ST	3	NW	3E076	4000	King Luminaire	100	Pole 3S106 Replaced.
4700	BLUE PLAINS DR	MARTIN LUTHER KING JR AVE	8	SW	8A419DC	4000	Philips	110	150H to 110LED.
1000	BLUE PLAINS DR	EMPLOYABILITY WAY	8	SW	8A400DC	4000	Philips	110	
0	KENILWORTH AVE	BENNING RD	7	NE	7L484	4000	King Luminaire	150	Pole 79536 replaced.
0	L ST	NEW JERSEY AVE	6	SE	6A005	4000	King Luminaire	100	
5345	WISCONSIN AVE	WESTERN AVE	3	NW	3E067	4000	King Luminaire	100	
0	KENILWORTH AVE	BENNING RD	7	NE	7L483	4000	King Luminaire	150	Pole 79532 replaced.
4665	BLUE PLAINS DR	MARTIN LUTHER KING JR AVE	8	SW	8A418DC	4000	Philips	110	
0	WISCONSIN AVE	WESTERN AVE	3	NW	3E069	4000	King Luminaire	100	Pole 30276 replaced.
4525	BENNING RD	A ST	7	SE	7U754	4000	King Luminaire	100	
0	KENILWORTH AVE	BENNING RD	7	NE	7L488	4000	King Luminaire	150	
61	PIERCE ST	NORTH CAPITOL ST	6	NE	6A735	4000	King Luminaire	100	
0	KENILWORTH AVE	BAKER ST	7	NE	7L478	4000	King Luminaire	150	Pole 7A119 replaced.
4700	BLUE PLAINS DR	MARTIN LUTHER KING JR AVE	8	SW	8A422DC	4000	Philips	110	150H to 110LED.
4667	BLUE PLAINS DR	EMPLOYABILITY WAY	8	SW	8A410DC	4000	Philips	110	
0	KENILWORTH AVE	FOOTE ST	7	NE	7L494	4000	King Luminaire	150	Pole 7M043 replaced.
0	ST ELIZABETHS AVE	FIRTH STERLING AVE	8	SE	8A049	4000	Philips	110	400HPS to 110LED. Pole 82183DC replaced.
1554	8TH ST	Q ST	6	NW	6A494DC	4000	Philips	30	
2316	L ST	24TH ST	2	NW	2A273	4000	King Luminaire	100	
1124	23RD ST	L ST	2	NW	2A272	4000	King Luminaire	100	
1116	24TH ST	L ST	2	NW	2A274	4000	King Luminaire	100	
4667	BLUE PLAINS DR	EMPLOYABILITY WAY	8	SW	8A409DC	4000	Philips	110	150H to 110LED.
1175	3RD ST	M ST	6	NE	6A551	4000	King Luminaire	100	
0	KENILWORTH AVE	BENNING RD	7	NE	7L489	4000	King Luminaire	150	
0	KENILWORTH AVE	BLAINE ST	7	NE	7L474	4000	King Luminaire	150	Pole 7A123 replaced.
0	KENILWORTH AVE	CLAY ST	7	NE	7L481	4000	King Luminaire	150	Pole 7A116 replaced.
5300	WISCONSIN AVE	JENIFER ST	3	NW	3E061	4000	King Luminaire	100	Pole 30305 replaced.
1000	BLUE PLAINS DR	EMPLOYABILITY WAY	8	SW	8A403DC	4000	Philips	110	150H to 110L.
1000	BLUE PLAINS DR	EMPLOYABILITY WAY	8	SW	8A407DC	4000	Philips	110	
4525	BENNING RD	A ST	7	SE	7U756	4000	King Luminaire	100	
3702	FOOTE ST	PARKSIDE PL	7	NE	7L620	4000	King Luminaire	100	
0	KENILWORTH AVE	CLAY ST	7	NE	7L479	4000	King Luminaire	150	Pole 7A118 replaced.
0	16TH ST	MILITARY RD	4	NW	4E671	4000	King Luminaire	200	250HPS to 200LED. Pole, fixture replace, relocate.
5300	WISCONSIN AVE	JENIFER ST	3	NW	3E059	4000	King Luminaire	100	
5345	WISCONSIN AVE	WESTERN AVE	3	NW	3E066	4000	King Luminaire	100	Pole 30279 replaced.
0	JENIFER ST	WISCONSIN AVE	3	NW	3E054	4000	Philips	215	
1000	BLUE PLAINS DR	DC VILLAGE LN	8	SW	8A398DC	4000	Philips	110	
1000	BLUE PLAINS DR	EMPLOYABILITY WAY	8	SW	8A404DC	4000	Philips	110	150H to 110L.
0	KENILWORTH AVE	BAKER ST	7	NE	7L477	4000	King Luminaire	150	Pole 7A120 replaced.
0	KENILWORTH AVE	BLAINE ST	7	NE	7L475	4000	King Luminaire	150	Pole 7A122 replaced.

4667 BLUE PLAINS DR	EMPLOYABILITY WAY	8	SW	8A408DC	4000	Philips	110	
0 MILITARY RD	14TH ST	4	NW	4E246	4000	Philips	215	400HPS to 215LED. Pole, fixture replace, relocate.
0 KENILWORTH AVE	BENNING RD	7	NE	7L486	4000	King Luminaire	150	Pole 79535 replaced.
4665 BLUE PLAINS DR	MARTIN LUTHER KING JR AVE	8	SW	8A417DC	4000	Philips	110	150H to 110LED.
1000 BLUE PLAINS DR	DC VILLAGE LN	8	SW	8A397DC	4000	Philips	110	250H to 110L.
0 KENILWORTH AVE	BENNING RD	7	NE	7L490	4000	King Luminaire	150	
1000 BLUE PLAINS DR	EMPLOYABILITY WAY	8	SW	8A402DC	4000	Philips	110	250H to 110L.
3728 FOOTE ST	PARKSIDE PL	7	NE	7L618	4000	King Luminaire	100	
55 M ST	NORTH CAPITOL ST	6	NE	6A732	4000	King Luminaire	100	Pole 61272 replaced.
4600 BLUE PLAINS DR	MARTIN LUTHER KING JR AVE	8	SW	8A414DC	4000	Philips	110	
6840 OREGON AVE	CHESTNUT ST	4	NW	4A025DC	4000	Philips	70	250HPS to 70LED.
0 PENNSYLVANIA AVE	7TH ST	6	SE	65421	4000	Philips	215	400HPS to 215LED.
1230 PENNSYLVANIA AVE	12TH ST	6	SE	65347	4000	Philips	215	400HPS to 215LED.
1515 PENNSYLVANIA AVE	K ST	6	SE	65382	4000	Philips	215	400HPS to 215LED.



PROPOSED STREETLIGHTS TO BE CONVERTED TO 3000K LED

STREETNAME	Total Lights
INTERSTATE 66	182
INTERSTATE 295	106
KENILWORTH AVE	117
ANACOSTIA FWY	122
INTERSTATE 395	256
INTERSTATE 695	141
All Ramps	148
Total	1072

STREETLIGHTID	WATTAGE1	NUMBERLIGH	STREETNAME	WARD	STREETSEGM	LIGHTMANUF	CCT
29560	400		1 INTERSTATE 66		2	11532 General Electric	3000K
2M202	400		1 INTERSTATE 66		2	11532 General Electric	3000K
21487	250		1 FRONTAGE RD		6	2848 General Electric	3000K
21493	400		2 FRONTAGE RD		6	2848 General Electric	3000K
21670	250		1 WASHINGTON AVE		6	1333 General Electric	3000K
21671	250		1 WASHINGTON AVE		6	1333 General Electric	3000K
21672	250		1 WASHINGTON AVE		6	1333 General Electric	3000K
21673	250		1 WASHINGTON AVE		6	1333 General Electric	3000K
21771	400		1 D ST		6	13217 General Electric	3000K
21772	400		1 D ST		6	13217 General Electric	3000K
21773	400		1 D ST		6	13217 General Electric	3000K
21774	400		1 D ST		6	13217 General Electric	3000K
21775	400		1 D ST		6	13217 General Electric	3000K
21776	250		2 D ST		6	13217 General Electric	3000K
21978	400		1 FRONTAGE RD		6	762 General Electric	3000K
21979	400		2 FRONTAGE RD		6	762 General Electric	3000K
21983	400		1 12TH ST EXPY		6	5599 General Electric	3000K
21984	400		1 12TH ST EXPY		6	5599 General Electric	3000K
28432	400		1 I ST		2	10739 General Electric	3000K
28438	250		1 27TH ST		2	6352 General Electric	3000K
28660	250		1 SOUTH CAPITOL ST		6	2520 General Electric	3000K
28661	250		1 SOUTH CAPITOL ST		6	2520 General Electric	3000K
28662	250		1 SOUTH CAPITOL ST		6	2520 General Electric	3000K
28677	250		1 SOUTH CAPITOL ST		6	6364 General Electric	3000K
28678	250		1 SOUTH CAPITOL ST		6	6364 General Electric	3000K
28689	400		1 9TH ST		6	10697 Spring City	3000K
28700	400		1 MAINE AVE		6	1617 General Electric	3000K
28701	400		1 MAINE AVE		6	8260 General Electric	3000K
28702	400		1 MAINE AVE		6	8260 General Electric	3000K
28705	400		1 MAINE AVE		6	8260 General Electric	3000K
28706	400		1 MAINE AVE		6	8260 General Electric	3000K
28707	400		1 MAINE AVE		6	8260 General Electric	3000K
28746	400		1 12TH ST EXPY		6	5599 General Electric	3000K

28747	400	1 12TH ST EXPY	6	5599 General Electric	3000K
28759	400	1 9TH ST	6	10697 Spring City	3000K
28760	400	1 9TH ST	6	10697 Spring City	3000K
28761	400	1 9TH ST	6	10697 Spring City	3000K
28852	250	1 E ST EXPY	2	4108 General Electric	3000K
28853	400	1 E ST EXPY	2	4108 General Electric	3000K
28960	250	1 E ST EXPY	2	9863 General Electric	3000K
28961	250	1 E ST EXPY	2	9863 General Electric	3000K
28962	250	1 E ST EXPY	2	9863 General Electric	3000K
28963	250	1 E ST EXPY	2	9863 General Electric	3000K
28964	250	1 E ST EXPY	2	9863 General Electric	3000K
29566	250	1 CONSTITUTION AVE	2	5592 General Electric	3000K
29567	250	1 CONSTITUTION AVE	2	5992 General Electric	3000K
29568	250	1 CONSTITUTION AVE	2	5592 General Electric	3000K
29569	250	1 CONSTITUTION AVE	2	5992 General Electric	3000K
29570	250	1 CONSTITUTION AVE	2	5592 General Electric	3000K
29578	250	1 E ST EXPY	2	4108 General Electric	3000K
29579	250	1 E ST EXPY	2	4108 General Electric	3000K
29580	250	1 E ST EXPY	2	4108 General Electric	3000K
29581	250	1 E ST EXPY	2	4108 General Electric	3000K
29582	250	1 E ST EXPY	2	4108 General Electric	3000K
29583	250	1 E ST EXPY	2	4108 General Electric	3000K
29584	250	1 E ST EXPY	2	5814 General Electric	3000K
29585	250	1 E ST EXPY	2	5814 General Electric	3000K
29586	250	1 E ST EXPY	2	5814 General Electric	3000K
29587	400	1 E ST EXPY	2	5814 General Electric	3000K
29588	250	1 E ST EXPY	2	5814 General Electric	3000K
29589	250	1 E ST EXPY	2	5814 General Electric	3000K
29590	250	1 CONSTITUTION AVE	2	3441 General Electric	3000K
29591	400	1 CONSTITUTION AVE	2	3441 General Electric	3000K
65999	250	1 9TH ST	6	11372 General Electric	3000K
66715	400	1 7TH ST	6	2483 General Electric	3000K
66717	400	1 7TH ST	6	2483 General Electric	3000K
66718	400	1 7TH ST	6	2483 General Electric	3000K

66989	250	2 SOUTH CAPITOL ST	6	2520 General Electric	3000K
66990	250	1 SOUTH CAPITOL ST	6	2520 General Electric	3000K
67053	250	1 SOUTH CAPITOL ST	6	2520 General Electric	3000K
67054	250	1 SOUTH CAPITOL ST	6	2520 General Electric	3000K
67055	250	2 SOUTH CAPITOL ST	6	2520 General Electric	3000K
67056	250	1 SOUTH CAPITOL ST	6	2520 General Electric	3000K
67057	250	2 SOUTH CAPITOL ST	6	2520 General Electric	3000K
68078	250	2 SOUTH CAPITOL ST	6	2520 General Electric	3000K
68079	250	1 SOUTH CAPITOL ST	6	2520 General Electric	3000K
68080	250	1 SOUTH CAPITOL ST	6	2520 General Electric	3000K
68081	400	1 SOUTH CAPITOL ST	6	2520 General Electric	3000K
68105	400	1 12TH ST EXPY	6	5599 General Electric	3000K
68106	400	1 12TH ST EXPY	6	5599 General Electric	3000K
68107	400	1 12TH ST EXPY	6	5599 General Electric	3000K
68108	400	1 12TH ST EXPY	6	5599 General Electric	3000K
68109	400	1 MAINE AVE	6	8260 General Electric	3000K
74717	400	1 BENNING RD	7	6467 General Electric	3000K
74765	400	1 BAKER ST	7	1965 General Electric	3000K
74793	400	1 BENNING RD	7	6467 General Electric	3000K
77361	400	1 PENNSYLVANIA AVE	7	5504 General Electric	3000K
77365	400	1 PENNSYLVANIA AVE	7	5504 General Electric	3000K
77367	400	1 PENNSYLVANIA AVE	7	5504 General Electric	3000K
77368	400	1 PENNSYLVANIA AVE	7	5504 General Electric	3000K
79521	400	1 EAST CAPITOL ST	7	4352 General Electric	3000K
79522	400	1 EAST CAPITOL ST	7	4352 General Electric	3000K
79524	400	1 EAST CAPITOL ST	7	4352 General Electric	3000K
79525	400	1 EAST CAPITOL ST	7	4352 General Electric	3000K
79526	400	1 EAST CAPITOL ST	7	4352 General Electric	3000K
79528	400	1 EAST CAPITOL ST	7	4352 General Electric	3000K
79537	400	1 BAKER ST	7	1965 General Electric	3000K
82002	400	1 MALCOLM X AVE	8	6474 General Electric	3000K
82003	400	1 MALCOLM X AVE	8	6474 General Electric	3000K
82004	400	1 MALCOLM X AVE	8	6474 General Electric	3000K
82008	400	1 MALCOLM X AVE	8	6474 General Electric	3000K

82070	400	1 SUITLAND PKWY	8	3674 General Electric	3000K
82071	400	1 SUITLAND PKWY	8	3674 General Electric	3000K
82072	400	1 SUITLAND PKWY	8	3674 General Electric	3000K
82073	400	1 SUITLAND PKWY	8	3674 General Electric	3000K
82074	400	1 SUITLAND PKWY	8	3674 General Electric	3000K
82075	400	1 SUITLAND PKWY	8	3674 General Electric	3000K
82077	400	1 SUITLAND PKWY	8	3674 General Electric	3000K
82198	400	1 SOUTH CAPITOL ST	8	14688 General Electric	3000K
82199	400	1 SOUTH CAPITOL ST	8	14688 General Electric	3000K
82200	400	1 SOUTH CAPITOL ST	8	14688 General Electric	3000K
82384	400	1 SUITLAND PKWY	8	3674 General Electric	3000K
82385	400	1 SUITLAND PKWY	8	3674 General Electric	3000K
82387	400	1 SUITLAND PKWY	8	3674 General Electric	3000K
82388	400	1 SUITLAND PKWY	8	3674 General Electric	3000K
82389	400	1 SUITLAND PKWY	8	3674 General Electric	3000K
85816	400	1 OVERLOOK AVE	8	2517 General Electric	3000K
85817	400	1 OVERLOOK AVE	8	2517 General Electric	3000K
85818	400	1 OVERLOOK AVE	8	2517 General Electric	3000K
85841	400	1 SHEPHERD PKWY	8	5714 General Electric	3000K
85914	250	1 SOUTH CAPITOL ST	8	10522 General Electric	3000K
86493	400	1 PENNSYLVANIA AVE	7	5504 General Electric	3000K
2A066	250	1 E ST EXPY	2	5814 General Electric	3000K
6A044	150	1 SOUTH CAPITOL ST	6	2520 General Electric	3000K
6A492	400	1 SOUTH CAPITOL ST	6	6364 General Electric	3000K
6A493	250	1 SOUTH CAPITOL ST	6	6364 General Electric	3000K
6L943	250	1 11TH ST	6	4533 General Electric	3000K
6L944	250	1 11TH ST	6	4533 General Electric	3000K
6L945	250	1 11TH ST	6	4533 General Electric	3000K
74788DC	400	1 BENNING RD	7	6467 General Electric	3000K
7A373	250	1 EAST CAPITOL ST	7	4352 General Electric	3000K
85855DC	400	1 CHESAPEAKE ST	8	1060 General Electric	3000K
8A071	400	1 SOUTH CAPITOL ST	8	14688 General Electric	3000K
8L868	250	1 11TH ST	8	14849 General Electric	3000K
SCSN610	100	5 SOUTH CAPITOL ST	6	14746	3000K

WHFE201	0	4 WHITEHURST FRWY	2	10007	3000K
21488	400	1 INTERSTATE 395	6	5024 General Electric	3000K
21491	400	1 INTERSTATE 395	6	5024 General Electric	3000K
21494	400	2 INTERSTATE 395	6	5024 General Electric	3000K
21495	400	1 INTERSTATE 395	6	5024 General Electric	3000K
21496	400	1 INTERSTATE 395	6	5024 General Electric	3000K
21668	250	1 INTERSTATE 395	6	6364 General Electric	3000K
21669	250	1 INTERSTATE 395	6	6364 General Electric	3000K
21681	250	1 INTERSTATE 395	6	6364 General Electric	3000K
21682	250	1 INTERSTATE 395	6	6364 General Electric	3000K
21683	250	1 INTERSTATE 395	6	6364 General Electric	3000K
21684	250	1 INTERSTATE 395	6	6364 General Electric	3000K
21685	250	1 INTERSTATE 395	6	6364 General Electric	3000K
21686	250	1 INTERSTATE 395	6	6364 General Electric	3000K
21687	250	1 INTERSTATE 395	6	6364 General Electric	3000K
21688	250	1 INTERSTATE 395	6	6364 General Electric	3000K
21689	400	1 INTERSTATE 395	6	6364 General Electric	3000K
21690	400	1 INTERSTATE 395	6	6364 General Electric	3000K
21691	400	1 INTERSTATE 395	6	6364 General Electric	3000K
21692	400	1 INTERSTATE 395	6	6364 General Electric	3000K
21693	400	1 INTERSTATE 395	6	6364 General Electric	3000K
21694	400	1 INTERSTATE 395	6	6364 General Electric	3000K
21749	250	2 INTERSTATE 395	6	6364 General Electric	3000K
21750	400	2 INTERSTATE 395	6	6364 General Electric	3000K
21751	400	1 INTERSTATE 395	6	6364 General Electric	3000K
21752	400	1 INTERSTATE 395	6	6364 General Electric	3000K
21753	400	1 INTERSTATE 395	6	5435 General Electric	3000K
21754	400	1 INTERSTATE 395	6	5435 General Electric	3000K
21757	250	1 INTERSTATE 395	6	6364 General Electric	3000K
21758	400	1 INTERSTATE 395	6	5435 General Electric	3000K
21759	400	1 INTERSTATE 395	6	5435 General Electric	3000K
21760	400	2 INTERSTATE 395	6	6364 General Electric	3000K
21761	400	2 INTERSTATE 395	6	6364 General Electric	3000K
21762	400	1 INTERSTATE 395	6	5435 General Electric	3000K

21763	400	1 INTERSTATE 395	6	5435 General Electric	3000K
21764	400	1 INTERSTATE 395	6	5435 General Electric	3000K
21765	400	1 INTERSTATE 395	6	5435 General Electric	3000K
21766	400	1 INTERSTATE 395	6	5435 General Electric	3000K
21767	250	1 INTERSTATE 395	6	5435 General Electric	3000K
21777	400	1 INTERSTATE 395	6	5435 General Electric	3000K
21778	400	1 INTERSTATE 395	6	5435 General Electric	3000K
21779	400	1 INTERSTATE 395	6	5435 General Electric	3000K
21780	400	1 INTERSTATE 395	6	5435 General Electric	3000K
21781	400	1 INTERSTATE 395	6	5435 General Electric	3000K
21782	400	1 INTERSTATE 395	6	5435 General Electric	3000K
21783	250	1 INTERSTATE 395	6	5435 General Electric	3000K
21784	250	1 INTERSTATE 395	6	5435 General Electric	3000K
21961	400	1 INTERSTATE 395	2	11171 General Electric	3000K
21962	400	1 INTERSTATE 395	2	11171 General Electric	3000K
21963	400	1 INTERSTATE 395	2	11171 General Electric	3000K
21964	400	1 INTERSTATE 395	2	11171 General Electric	3000K
21965	400	1 INTERSTATE 395	2	11171 General Electric	3000K
21966	400	1 INTERSTATE 395	2	11171 General Electric	3000K
21967	400	1 INTERSTATE 395	2	11171 General Electric	3000K
21968	400	1 INTERSTATE 395	2	11171 General Electric	3000K
24819	400	1 INTERSTATE 66	2	10604 General Electric	3000K
24820	400	1 INTERSTATE 66	2	10604 General Electric	3000K
24821	400	2 INTERSTATE 66	2	10604 General Electric	3000K
24822	400	1 INTERSTATE 66	2	10604 General Electric	3000K
28431	400	1 INTERSTATE 66	2	5759 General Electric	3000K
28570	400	2 INTERSTATE 395	2	12636 General Electric	3000K
28571	250	1 INTERSTATE 395	2	12636 General Electric	3000K
28572	250	1 INTERSTATE 395	2	12636 General Electric	3000K
28573	250	1 ROCHAMBEAU BRG	2	12636 General Electric	3000K
28574	250	1 ROCHAMBEAU BRG	2	12636 General Electric	3000K
28575	250	1 ROCHAMBEAU BRG	2	12636 General Electric	3000K
28576	250	1 ROCHAMBEAU BRG	2	12636 General Electric	3000K
28577	250	1 ROCHAMBEAU BRG	2	12636 General Electric	3000K

28578	250	1 ROCHAMBEAU BRG	2	12636 General Electric	3000K
28579	250	1 ROCHAMBEAU BRG	2	12636 General Electric	3000K
28580	250	1 ROCHAMBEAU BRG	2	12636 General Electric	3000K
28581	250	1 ROCHAMBEAU BRG	2	12636 General Electric	3000K
28582	250	1 ROCHAMBEAU BRG	2	12636 General Electric	3000K
28583	250	1 ROCHAMBEAU BRG	2	12636 General Electric	3000K
28584	250	1 ROCHAMBEAU BRG	2	12636 General Electric	3000K
28585	250	1 ROCHAMBEAU BRG	2	12636 General Electric	3000K
28586	250	1 ROCHAMBEAU BRG	2	12636 General Electric	3000K
28587	250	1 ROCHAMBEAU BRG	2	2681 General Electric	3000K
28588	250	1 ROCHAMBEAU BRG	2	2681 General Electric	3000K
28589	250	1 ROCHAMBEAU BRG	2	2681 General Electric	3000K
28590	250	1 ROCHAMBEAU BRG	2	2681 General Electric	3000K
28591	250	1 ROCHAMBEAU BRG	2	2681 General Electric	3000K
28592	250	1 ROCHAMBEAU BRG	2	2681 General Electric	3000K
28593	250	1 ROCHAMBEAU BRG	2	2681 General Electric	3000K
28594	250	1 ROCHAMBEAU BRG	2	2681 General Electric	3000K
28595	250	1 ROCHAMBEAU BRG	2	2681 General Electric	3000K
28596	250	1 ROCHAMBEAU BRG	2	2681 General Electric	3000K
28597	250	1 ROCHAMBEAU BRG	2	2681 General Electric	3000K
28598	250	1 ROCHAMBEAU BRG	2	2681 General Electric	3000K
28599	250	1 ROCHAMBEAU BRG	2	2681 General Electric	3000K
28600	250	1 ROCHAMBEAU BRG	2	2681 General Electric	3000K
28601	250	1 ROCHAMBEAU BRG	2	2681 General Electric	3000K
28602	250	1 ROCHAMBEAU BRG	2	2681 General Electric	3000K
28603	250	1 INTERSTATE 395	2	2681 General Electric	3000K
28604	400	1 ROCHAMBEAU BRG	2	12636 General Electric	3000K
28605	400	1 INTERSTATE 395	2	11171 General Electric	3000K
28606	400	1 INTERSTATE 395	2	11171 General Electric	3000K
28607	400	1 INTERSTATE 395	2	11171 General Electric	3000K
28608	400	1 INTERSTATE 395	2	11171 General Electric	3000K
28609	400	1 INTERSTATE 395	2	11171 General Electric	3000K
28610	250	1 INTERSTATE 395	2	4460 General Electric	3000K
28611	250	1 INTERSTATE 395	2	4460 General Electric	3000K

28612	400	1 INTERSTATE 395	2	4460 General Electric	3000K
28613	250	1 INTERSTATE 395	2	4460 General Electric	3000K
28614	250	1 INTERSTATE 395	2	4460 General Electric	3000K
28615	250	1 INTERSTATE 395	2	4460 General Electric	3000K
28616	250	1 INTERSTATE 395	2	4460 General Electric	3000K
28619	400	1 INTERSTATE 695	6	14746 General Electric	3000K
28620	400	1 INTERSTATE 695	6	14746 General Electric	3000K
28621	400	2 INTERSTATE 695	6	14746 General Electric	3000K
28622	400	2 INTERSTATE 695	6	14746 General Electric	3000K
28623	400	2 INTERSTATE 695	6	14746 General Electric	3000K
28624	400	2 INTERSTATE 695	6	14746 General Electric	3000K
28625	400	1 INTERSTATE 695	6	14746 General Electric	3000K
28626	400	1 INTERSTATE 695	6	6364 General Electric	3000K
28627	400	1 INTERSTATE 695	6	14746 General Electric	3000K
28628	400	1 INTERSTATE 395	6	5024 General Electric	3000K
28629	400	1 INTERSTATE 395	6	5024 General Electric	3000K
28630	400	1 INTERSTATE 395	6	5024 General Electric	3000K
28631	400	1 INTERSTATE 395	6	5024 General Electric	3000K
28632	400	2 INTERSTATE 395	6	5024 General Electric	3000K
28633	400	1 INTERSTATE 395	6	5024 General Electric	3000K
28634	400	1 INTERSTATE 395	2	5024 General Electric	3000K
28635	400	1 INTERSTATE 395	2	5024 General Electric	3000K
28636	400	1 INTERSTATE 395	2	5024 General Electric	3000K
28637	400	1 INTERSTATE 395	2	5024 General Electric	3000K
28638	400	1 INTERSTATE 395	2	5024 General Electric	3000K
28639	400	1 INTERSTATE 395	2	5024 General Electric	3000K
28640	250	1 INTERSTATE 395	2	4460 General Electric	3000K
28641	250	1 INTERSTATE 395	2	4460 General Electric	3000K
28642	250	1 INTERSTATE 395	2	4460 General Electric	3000K
28643	250	1 INTERSTATE 395	2	4460 General Electric	3000K
28644	400	1 INTERSTATE 395	2	4460 General Electric	3000K
28645	250	1 INTERSTATE 395	2	4460 General Electric	3000K
28646	400	1 INTERSTATE 395	2	4607 General Electric	3000K
28647	400	1 INTERSTATE 395	2	4607 General Electric	3000K

28648	400	1 INTERSTATE 395	2	4607 General Electric	3000K
28649	400	1 INTERSTATE 395	2	1417 General Electric	3000K
28651	400	1 INTERSTATE 395	2	1417 General Electric	3000K
28652	400	1 INTERSTATE 395	2	1417 General Electric	3000K
28653	400	1 INTERSTATE 395	2	1417 General Electric	3000K
28654	400	1 INTERSTATE 395	2	1417 General Electric	3000K
28655	400	1 INTERSTATE 395	2	1417 General Electric	3000K
28658	400	1 INTERSTATE 695	6	14746 General Electric	3000K
28659	250	1 INTERSTATE 695	6	14746 General Electric	3000K
28663	400	1 INTERSTATE 695	6	14746 General Electric	3000K
28664	250	1 INTERSTATE 695	6	14746 General Electric	3000K
28665	250	1 INTERSTATE 695	6	14746 General Electric	3000K
28666	250	1 INTERSTATE 695	6	14746 General Electric	3000K
28667	250	1 INTERSTATE 695	6	14746 General Electric	3000K
28668	250	1 INTERSTATE 695	6	14746 General Electric	3000K
28669	400	1 INTERSTATE 395	6	6364 General Electric	3000K
28670	250	1 INTERSTATE 395	6	6364 General Electric	3000K
28671	250	1 INTERSTATE 395	6	6364 General Electric	3000K
28672	250	1 INTERSTATE 395	6	6364 General Electric	3000K
28673	250	1 INTERSTATE 395	6	6364 General Electric	3000K
28674	250	1 INTERSTATE 395	6	14746 General Electric	3000K
28675	250	1 INTERSTATE 395	6	14747 General Electric	3000K
28676	250	1 INTERSTATE 395	6	14747 General Electric	3000K
28681	400	1 INTERSTATE 395	6	6364 General Electric	3000K
28682	250	1 INTERSTATE 395	6	5435 General Electric	3000K
28683	250	1 INTERSTATE 395	6	5435 General Electric	3000K
28684	250	1 INTERSTATE 395	6	5435 General Electric	3000K
28685	400	1 INTERSTATE 395	6	5435 General Electric	3000K
28686	400	1 INTERSTATE 395	6	5435 General Electric	3000K
28687	400	1 INTERSTATE 395	6	5435 General Electric	3000K
28690	250	1 INTERSTATE 395	6	5024 General Electric	3000K
28691	250	1 INTERSTATE 395	6	5024 General Electric	3000K
28692	250	1 INTERSTATE 395	6	5024 General Electric	3000K
28694	400	1 INTERSTATE 395	6	5024 General Electric	3000K

28695	400	1 INTERSTATE 395	6	5024 General Electric	3000K
28696	400	2 INTERSTATE 395	6	5024 General Electric	3000K
28697	400	2 INTERSTATE 395	6	5024 General Electric	3000K
28698	400	2 INTERSTATE 395	6	5024 General Electric	3000K
28717	400	1 INTERSTATE 395	2	5024 General Electric	3000K
28718	400	1 INTERSTATE 395	2	5024 General Electric	3000K
28719	400	1 INTERSTATE 395	2	5024 General Electric	3000K
28720	400	1 INTERSTATE 395	2	5024 General Electric	3000K
28721	400	1 INTERSTATE 395	2	5024 General Electric	3000K
28738	400	1 INTERSTATE 395	2	12636 General Electric	3000K
28739	400	1 INTERSTATE 395	2	12636 General Electric	3000K
28740	400	1 INTERSTATE 395	2	4607 General Electric	3000K
28741	400	1 INTERSTATE 395	2	4607 General Electric	3000K
28743	400	1 INTERSTATE 395	2	1417 General Electric	3000K
28744	400	1 INTERSTATE 395	2	1417 General Electric	3000K
28762	250	1 INTERSTATE 66	2	5758 General Electric	3000K
28763	400	1 INTERSTATE 66	2	9725 General Electric	3000K
28764	400	1 INTERSTATE 66	2	9725 General Electric	3000K
28765	400	1 INTERSTATE 66	2	9725 General Electric	3000K
28766	400	1 INTERSTATE 66	2	9725 General Electric	3000K
28767	400	1 INTERSTATE 66	2	9725 General Electric	3000K
28768	400	1 INTERSTATE 66	2	9725 General Electric	3000K
28769	400	1 INTERSTATE 66	2	9725 General Electric	3000K
28770	250	1 INTERSTATE 66	2	5758 General Electric	3000K
28771	250	1 INTERSTATE 66	2	5758 General Electric	3000K
28772	400	1 INTERSTATE 66	2	9725 General Electric	3000K
28773	400	1 INTERSTATE 66	2	9725 General Electric	3000K
28774	400	1 INTERSTATE 66	2	9725 General Electric	3000K
28775	400	1 INTERSTATE 66	2	9725 General Electric	3000K
28776	400	1 INTERSTATE 66	2	9725 General Electric	3000K
28777	400	1 INTERSTATE 66	2	9725 General Electric	3000K
28778	400	1 INTERSTATE 66	2	9725 General Electric	3000K
28779	400	1 INTERSTATE 66	2	9725 General Electric	3000K
28780	250	1 INTERSTATE 66	2	9725 General Electric	3000K

28781	250	1 INTERSTATE 66	2	9725 General Electric	3000K
28782	250	1 INTERSTATE 66	2	9725 General Electric	3000K
28783	250	1 INTERSTATE 66	2	9725 General Electric	3000K
28784	250	1 INTERSTATE 66	2	9725 General Electric	3000K
28785	250	1 INTERSTATE 66	2	9725 General Electric	3000K
28786	250	1 INTERSTATE 66	2	9725 General Electric	3000K
28787	250	1 INTERSTATE 66	2	9725 General Electric	3000K
28788	250	1 INTERSTATE 66	2	9725 General Electric	3000K
28789	250	1 INTERSTATE 66	2	9725 General Electric	3000K
28790	250	1 INTERSTATE 66	2	9725 General Electric	3000K
28791	250	1 INTERSTATE 66	2	9725 General Electric	3000K
28792	250	1 INTERSTATE 66	2	2381 General Electric	3000K
28793	250	1 INTERSTATE 66	2	2381 General Electric	3000K
28794	250	1 INTERSTATE 66	2	2381 General Electric	3000K
28795	250	1 INTERSTATE 66	2	2381 General Electric	3000K
28796	250	1 INTERSTATE 66	2	2381 General Electric	3000K
28797	250	1 INTERSTATE 66	2	2381 General Electric	3000K
28798	250	1 INTERSTATE 66	2	2381 General Electric	3000K
28799	250	1 INTERSTATE 66	2	2381 General Electric	3000K
28800	400	1 INTERSTATE 66	2	2381 General Electric	3000K
28801	400	1 INTERSTATE 66	2	2381 General Electric	3000K
28802	400	1 INTERSTATE 66	2	2381 General Electric	3000K
28803	400	1 INTERSTATE 66	2	2381 General Electric	3000K
28804	400	1 INTERSTATE 66	2	2381 General Electric	3000K
28805	400	1 INTERSTATE 66	2	2381 General Electric	3000K
28806	400	1 INTERSTATE 66	2	2381 General Electric	3000K
28807	400	1 INTERSTATE 66	2	2381 General Electric	3000K
28808	400	1 INTERSTATE 66	2	2381 General Electric	3000K
28809	400	1 INTERSTATE 66	2	2381 General Electric	3000K
28810	400	1 INTERSTATE 66	2	2381 General Electric	3000K
28811	400	1 INTERSTATE 66	2	2381 General Electric	3000K
28812	400	1 INTERSTATE 66	2	2381 General Electric	3000K
28813	400	1 INTERSTATE 66	2	2381 General Electric	3000K
28814	400	1 INTERSTATE 66	2	2381 General Electric	3000K

28815	250	1 INTERSTATE 66	2	2381 General Electric	3000K
28816	250	1 INTERSTATE 66	2	2381 General Electric	3000K
28817	400	1 INTERSTATE 66	2	2381 General Electric	3000K
28819	400	1 INTERSTATE 66	2	10854 General Electric	3000K
28820	250	1 INTERSTATE 66	2	9725 General Electric	3000K
28821	250	1 INTERSTATE 66	2	9725 General Electric	3000K
28822	250	1 INTERSTATE 66	2	9725 General Electric	3000K
28823	250	1 INTERSTATE 66	2	9725 General Electric	3000K
28824	250	1 INTERSTATE 66	2	9725 General Electric	3000K
28825	250	1 INTERSTATE 66	2	2381 General Electric	3000K
28826	250	1 INTERSTATE 66	2	2381 General Electric	3000K
28827	250	1 INTERSTATE 66	2	2381 General Electric	3000K
28828	250	1 INTERSTATE 66	2	2381 General Electric	3000K
28829	250	1 INTERSTATE 66	2	2381 General Electric	3000K
28830	250	1 INTERSTATE 66	2	2381 General Electric	3000K
28831	250	1 INTERSTATE 66	2	2381 General Electric	3000K
28832	250	1 INTERSTATE 66	2	8866 General Electric	3000K
28833	250	1 INTERSTATE 66	2	8866 General Electric	3000K
28834	250	1 INTERSTATE 66	2	8866 General Electric	3000K
28835	250	1 INTERSTATE 66	2	8866 General Electric	3000K
28836	250	1 INTERSTATE 66	2	8866 General Electric	3000K
28837	400	1 INTERSTATE 66	2	8866 General Electric	3000K
28838	400	1 INTERSTATE 66	2	8866 General Electric	3000K
28839	250	1 INTERSTATE 66	2	8866 General Electric	3000K
28840	400	1 INTERSTATE 66	2	8866 General Electric	3000K
28841	400	1 INTERSTATE 66	2	8866 General Electric	3000K
28842	400	1 INTERSTATE 66	2	8866 General Electric	3000K
28843	250	1 INTERSTATE 66	2	8866 General Electric	3000K
28844	250	1 INTERSTATE 66	2	8866 General Electric	3000K
28845	250	1 INTERSTATE 66	2	8866 General Electric	3000K
28846	400	1 INTERSTATE 66	2	4108 General Electric	3000K
28847	400	1 INTERSTATE 66	2	4108 General Electric	3000K
28848	400	1 INTERSTATE 66	2	4108 General Electric	3000K
28849	250	1 INTERSTATE 66	2	4108 General Electric	3000K

28850	250	1 INTERSTATE 66	2	4108 General Electric	3000K
28851	250	1 INTERSTATE 66	2	4108 General Electric	3000K
28855	400	1 INTERSTATE 66	2	10604 General Electric	3000K
28856	400	1 INTERSTATE 66	2	10604 General Electric	3000K
28857	400	1 INTERSTATE 66	2	10604 General Electric	3000K
28858	400	1 INTERSTATE 66	2	10604 General Electric	3000K
28859	400	1 INTERSTATE 66	2	10604 General Electric	3000K
28860	250	1 INTERSTATE 66	2	10604 General Electric	3000K
28861	250	1 INTERSTATE 66	2	10604 General Electric	3000K
28862	400	1 INTERSTATE 66	2	10604 General Electric	3000K
28863	400	1 INTERSTATE 66	2	10604 General Electric	3000K
28864	250	1 INTERSTATE 66	2	10604 General Electric	3000K
28865	400	1 INTERSTATE 66	2	10604 General Electric	3000K
28866	400	1 INTERSTATE 66	2	10604 General Electric	3000K
28867	400	1 INTERSTATE 66	2	10604 General Electric	3000K
28868	400	1 INTERSTATE 66	2	10604 General Electric	3000K
28869	400	1 INTERSTATE 66	2	10604 General Electric	3000K
28870	400	1 INTERSTATE 66	2	10604 General Electric	3000K
28871	400	1 INTERSTATE 66	2	10604 General Electric	3000K
28872	250	1 INTERSTATE 66	2	10604 General Electric	3000K
28873	250	1 INTERSTATE 66	2	10604 General Electric	3000K
28874	250	1 INTERSTATE 66	2	10604 General Electric	3000K
28875	250	1 INTERSTATE 66	2	10604 General Electric	3000K
28876	250	1 INTERSTATE 66	2	10604 General Electric	3000K
28877	250	1 INTERSTATE 66	2	10604 General Electric	3000K
28878	250	1 INTERSTATE 66	2	10604 General Electric	3000K
28881	250	1 INTERSTATE 66	2	10604 General Electric	3000K
28979	250	1 INTERSTATE 66	2	5759 General Electric	3000K
28980	250	1 INTERSTATE 66	2	5759 General Electric	3000K
28981	250	1 INTERSTATE 66	2	5759 General Electric	3000K
28983	250	1 INTERSTATE 66	2	5759 General Electric	3000K
28984	250	1 INTERSTATE 66	2	5759 General Electric	3000K
28985	250	1 INTERSTATE 66	2	5759 General Electric	3000K
28987	250	1 INTERSTATE 66	2	5759 General Electric	3000K

28988	250	1 INTERSTATE 66	2	5759 General Electric	3000K
28989	250	1 INTERSTATE 66	2	5759 General Electric	3000K
28990	250	1 INTERSTATE 66	2	5759 General Electric	3000K
28991	400	1 INTERSTATE 66	2	5759 General Electric	3000K
28992	400	1 INTERSTATE 66	2	5759 General Electric	3000K
28993	400	1 INTERSTATE 66	2	5759 General Electric	3000K
28994	400	1 INTERSTATE 66	2	5759 General Electric	3000K
28995	400	1 INTERSTATE 66	2	429 General Electric	3000K
28996	400	1 INTERSTATE 66	2	429 General Electric	3000K
28997	400	1 INTERSTATE 66	2	429 General Electric	3000K
28998	400	1 INTERSTATE 66	2	429 General Electric	3000K
28999	400	1 INTERSTATE 66	2	10854 General Electric	3000K
29555	400	1 INTERSTATE 66	2	10854 General Electric	3000K
29561	400	1 INTERSTATE 66	2	11532 General Electric	3000K
29563	400	1 INTERSTATE 66	2	11532 General Electric	3000K
29564	250	1 INTERSTATE 66	2	11532 General Electric	3000K
29571	400	1 INTERSTATE 66	2	5759 General Electric	3000K
29572	400	1 INTERSTATE 66	2	5759 General Electric	3000K
29573	400	1 INTERSTATE 66	2	429 General Electric	3000K
29574	400	1 INTERSTATE 66	2	429 General Electric	3000K
29575	400	1 INTERSTATE 66	2	429 General Electric	3000K
29576	250	1 INTERSTATE 66	2	429 General Electric	3000K
29577	250	1 INTERSTATE 66	2	4108 General Electric	3000K
29592	400	1 INTERSTATE 66	2	11532 General Electric	3000K
29593	250	1 INTERSTATE 66	2	5010 General Electric	3000K
29594	250	1 INTERSTATE 66	2	5010 General Electric	3000K
29595	250	1 INTERSTATE 66	2	5814 General Electric	3000K
60981	400	1 INTERSTATE 395	2	5435 General Electric	3000K
60982	400	1 INTERSTATE 395	2	5435 General Electric	3000K
61067	400	1 INTERSTATE 395	6	6364 General Electric	3000K
61068	400	1 INTERSTATE 395	6	6364 General Electric	3000K
61069	400	1 INTERSTATE 395	6	6364 General Electric	3000K
61070	400	1 INTERSTATE 395	6	6364 General Electric	3000K
61071	400	1 INTERSTATE 395	6	6364 General Electric	3000K

61072	400	1 INTERSTATE 395	6	5435 General Electric	3000K
61073	400	1 INTERSTATE 395	6	5435 General Electric	3000K
61074	400	1 INTERSTATE 395	6	5435 General Electric	3000K
61075	400	1 INTERSTATE 395	6	5435 General Electric	3000K
66719	400	1 INTERSTATE 395	6	9551 General Electric	3000K
66720	400	1 INTERSTATE 395	6	9551 General Electric	3000K
66721	400	1 INTERSTATE 395	6	9551 General Electric	3000K
66722	400	1 INTERSTATE 395	6	9551 General Electric	3000K
67829	400	1 INTERSTATE 695	6	14746 General Electric	3000K
67830	400	1 INTERSTATE 695	6	14746 General Electric	3000K
67831	400	1 INTERSTATE 695	6	14746 General Electric	3000K
67832	400	1 INTERSTATE 695	6	14746 General Electric	3000K
67833	400	1 INTERSTATE 695	6	14746 General Electric	3000K
67834	400	1 INTERSTATE 695	6	14746 General Electric	3000K
67835	400	1 INTERSTATE 695	6	14746 General Electric	3000K
67836	400	2 INTERSTATE 695	6	14746 General Electric	3000K
67837	400	2 INTERSTATE 695	6	14746 General Electric	3000K
67838	400	1 INTERSTATE 695	6	14746 General Electric	3000K
67839	400	1 INTERSTATE 695	6	14746 General Electric	3000K
67840	400	1 INTERSTATE 695	6	14746 General Electric	3000K
67841	400	1 INTERSTATE 695	6	14746 General Electric	3000K
67842	400	1 INTERSTATE 695	6	14746 General Electric	3000K
67843	250	1 INTERSTATE 695	6	14746 General Electric	3000K
67858	400	1 INTERSTATE 395	6	5024 General Electric	3000K
67859	400	1 INTERSTATE 395	6	5024 General Electric	3000K
67877	400	1 INTERSTATE 395	2	1417 General Electric	3000K
67883	400	1 INTERSTATE 395	6	9551 General Electric	3000K
67884	400	1 INTERSTATE 395	6	9551 General Electric	3000K
67885	400	1 INTERSTATE 395	6	9551 General Electric	3000K
67886	400	1 INTERSTATE 395	6	9551 General Electric	3000K
67887	400	1 INTERSTATE 395	6	9551 General Electric	3000K
67888	400	1 INTERSTATE 395	6	9551 General Electric	3000K
67889	400	1 INTERSTATE 395	6	9551 General Electric	3000K
67890	400	1 INTERSTATE 395	6	9551 General Electric	3000K

67891	400	1 INTERSTATE 395	6	9551 General Electric	3000K
67897	400	1 INTERSTATE 395	6	9551 General Electric	3000K
67898	400	1 INTERSTATE 695	6	14747 General Electric	3000K
67899	400	2 INTERSTATE 695	6	6364 General Electric	3000K
67900	400	2 INTERSTATE 695	6	6364 General Electric	3000K
67901	400	1 INTERSTATE 695	6	6364 General Electric	3000K
67902	400	1 INTERSTATE 695	6	6364 General Electric	3000K
67903	400	1 INTERSTATE 695	6	14747 General Electric	3000K
67904	400	1 INTERSTATE 695	6	14747 General Electric	3000K
67905	400	1 INTERSTATE 695	6	14747 General Electric	3000K
67906	400	1 INTERSTATE 695	6	14747 General Electric	3000K
67907	400	2 INTERSTATE 695	6	14747 General Electric	3000K
67908	400	2 INTERSTATE 695	6	14747 General Electric	3000K
67909	400	2 INTERSTATE 695	6	14747 General Electric	3000K
67910	400	2 INTERSTATE 695	6	14747 General Electric	3000K
67911	400	2 INTERSTATE 695	6	14747 General Electric	3000K
67912	400	1 INTERSTATE 695	6	14747 General Electric	3000K
67913	400	1 INTERSTATE 695	6	14747 General Electric	3000K
67914	400	1 INTERSTATE 695	6	14747 General Electric	3000K
67915	400	1 INTERSTATE 695	6	14747 General Electric	3000K
67916	400	1 INTERSTATE 695	6	14747 General Electric	3000K
67917	400	1 INTERSTATE 695	6	14747 General Electric	3000K
67918	400	1 INTERSTATE 695	6	14747 General Electric	3000K
67919	400	1 INTERSTATE 695	6	14747 General Electric	3000K
67920	400	1 INTERSTATE 695	6	14747 General Electric	3000K
67921	400	1 INTERSTATE 695	6	14747 General Electric	3000K
67922	400	1 INTERSTATE 695	6	14747 General Electric	3000K
67923	400	2 INTERSTATE 695	6	14747 General Electric	3000K
67924	400	2 INTERSTATE 695	6	14747 General Electric	3000K
67925	400	2 INTERSTATE 695	6	14747 General Electric	3000K
67926	400	1 INTERSTATE 695	6	14747 General Electric	3000K
67927	400	1 INTERSTATE 695	6	14747 General Electric	3000K
67928	400	1 INTERSTATE 695	6	14747 General Electric	3000K
67929	400	1 INTERSTATE 695	6	14747 General Electric	3000K

67930	400	1 INTERSTATE 695	6	14747 General Electric	3000K
67931	400	1 INTERSTATE 695	6	14747 General Electric	3000K
67970	400	2 INTERSTATE 395	6	5024 General Electric	3000K
67976	400	1 INTERSTATE 395	6	5024 General Electric	3000K
67977	400	1 INTERSTATE 695	6	5024 General Electric	3000K
67978	400	1 INTERSTATE 695	6	5024 General Electric	3000K
67979	400	1 INTERSTATE 695	6	5024 General Electric	3000K
67980	400	1 INTERSTATE 395	6	5024 General Electric	3000K
67981	400	1 INTERSTATE 395	6	5024 General Electric	3000K
67982	400	1 INTERSTATE 395	6	5024 General Electric	3000K
67983	400	1 INTERSTATE 395	6	5024 General Electric	3000K
67984	400	1 INTERSTATE 395	6	5024 General Electric	3000K
67985	400	1 INTERSTATE 395	6	5024 General Electric	3000K
67986	400	1 INTERSTATE 395	6	5024 General Electric	3000K
68052	400	1 INTERSTATE 695	6	14746 General Electric	3000K
68053	400	1 INTERSTATE 695	6	14746 General Electric	3000K
68056	400	1 INTERSTATE 695	6	14746 General Electric	3000K
68057	400	1 INTERSTATE 695	6	14746 General Electric	3000K
68058	400	1 INTERSTATE 695	6	14746 General Electric	3000K
68059	400	1 INTERSTATE 695	6	14746 General Electric	3000K
68060	400	1 INTERSTATE 695	6	14746 General Electric	3000K
68063	400	1 INTERSTATE 395	6	6364 General Electric	3000K
68064	400	1 INTERSTATE 395	6	6364 General Electric	3000K
68065	400	1 INTERSTATE 695	6	6364 General Electric	3000K
68066	250	1 INTERSTATE 695	6	14747 General Electric	3000K
68067	250	1 INTERSTATE 695	6	14747 General Electric	3000K
68068	250	1 INTERSTATE 695	6	14747 General Electric	3000K
68069	250	1 INTERSTATE 695	6	14747 General Electric	3000K
68070	250	1 INTERSTATE 695	6	14747 General Electric	3000K
68071	250	1 INTERSTATE 695	6	14747 General Electric	3000K
68072	250	1 INTERSTATE 395	6	14747 General Electric	3000K
68073	250	1 INTERSTATE 395	6	14747 General Electric	3000K
68074	250	2 INTERSTATE 395	6	14747 General Electric	3000K
68075	250	2 INTERSTATE 395	6	14747 General Electric	3000K

68076	250	2 INTERSTATE 395	6	14747 General Electric	3000K
68084	400	2 INTERSTATE 695	6	14746 General Electric	3000K
68085	400	1 INTERSTATE 695	6	14746 General Electric	3000K
68086	400	1 INTERSTATE 695	6	14747 General Electric	3000K
68094	400	1 INTERSTATE 395	2	5435 General Electric	3000K
68095	400	1 INTERSTATE 395	2	5435 General Electric	3000K
68096	400	1 INTERSTATE 395	2	5435 General Electric	3000K
68097	400	1 INTERSTATE 395	2	5435 General Electric	3000K
68100	400	1 INTERSTATE 395	2	5435 General Electric	3000K
68101	400	1 INTERSTATE 395	2	5435 General Electric	3000K
68102	400	1 INTERSTATE 395	2	5435 General Electric	3000K
68103	400	1 INTERSTATE 395	2	5435 General Electric	3000K
68111	400	2 INTERSTATE 395	6	9551 General Electric	3000K
68112	400	2 INTERSTATE 395	6	9551 General Electric	3000K
68113	400	2 INTERSTATE 395	6	9551 General Electric	3000K
68114	400	2 INTERSTATE 395	6	9551 General Electric	3000K
68115	400	1 INTERSTATE 395	6	9551 General Electric	3000K
68116	400	1 INTERSTATE 395	6	9551 General Electric	3000K
68117	400	2 INTERSTATE 395	6	9551 General Electric	3000K
68119	250	1 INTERSTATE 395	6	9551 Spring City	3000K
68120	250	1 INTERSTATE 395	6	9551 Spring City	3000K
68121	250	1 INTERSTATE 395	6	5024 Spring City	3000K
74718	400	1 KENILWORTH AVE	7	5134 General Electric	3000K
74724	400	1 KENILWORTH AVE	7	5134 General Electric	3000K
74725	400	1 KENILWORTH AVE	7	5134 General Electric	3000K
74791	400	1 KENILWORTH AVE	7	5134 General Electric	3000K
74792	400	1 KENILWORTH AVE	7	5134 General Electric	3000K
77362	250	1 ANACOSTIA FWY	7	14707 General Electric	3000K
77363	400	1 ANACOSTIA FWY	7	14707 General Electric	3000K
77364	400	1 ANACOSTIA FWY	7	14707 General Electric	3000K
77369	400	1 ANACOSTIA FWY	7	14671 General Electric	3000K
77370	400	1 ANACOSTIA FWY	7	14671 General Electric	3000K
77371	400	1 ANACOSTIA FWY	7	14671 General Electric	3000K
77372	400	1 ANACOSTIA FWY	7	14671 General Electric	3000K

79523	400	1 ANACOSTIA FWY	7	14671 General Electric	3000K
79529	400	1 ANACOSTIA FWY	7	14707 General Electric	3000K
79530	400	1 KENILWORTH AVE	7	3727 General Electric	3000K
79531	400	2 ANACOSTIA FWY	7	14707 General Electric	3000K
79538	400	1 KENILWORTH AVE	7	9975 General Electric	3000K
79539	400	1 KENILWORTH AVE	7	9975 General Electric	3000K
79540	400	1 KENILWORTH AVE	7	9975 General Electric	3000K
79541	400	1 KENILWORTH AVE	7	9975 General Electric	3000K
79542	400	1 KENILWORTH AVE	7	9975 General Electric	3000K
81099	400	1 ANACOSTIA FWY	7	14671 General Electric	3000K
81100	400	1 ANACOSTIA FWY	8	14671 General Electric	3000K
81101	400	1 ANACOSTIA FWY	8	14671 General Electric	3000K
81102	400	1 ANACOSTIA FWY	8	14671 General Electric	3000K
81103	400	1 ANACOSTIA FWY	8	14671 General Electric	3000K
81109	400	1 ANACOSTIA FWY	8	14707 General Electric	3000K
81110	400	1 ANACOSTIA FWY	8	14707 General Electric	3000K
81111	400	1 ANACOSTIA FWY	7	14707 General Electric	3000K
81112	400	1 ANACOSTIA FWY	7	14707 General Electric	3000K
82006	400	1 INTERSTATE 295	8	14693 General Electric	3000K
82007	400	1 INTERSTATE 295	8	14693 General Electric	3000K
82009	400	1 INTERSTATE 295	8	14693 General Electric	3000K
82010	400	1 INTERSTATE 295	8	14693 General Electric	3000K
82064	400	1 INTERSTATE 295	8	14693 General Electric	3000K
82065	250	1 INTERSTATE 295	8	14693 General Electric	3000K
82066	400	1 INTERSTATE 295	8	14693 General Electric	3000K
82067	400	1 INTERSTATE 295	8	14693 General Electric	3000K
82068	400	1 INTERSTATE 295	8	14693 General Electric	3000K
82069	400	1 INTERSTATE 295	8	14693 General Electric	3000K
82078	400	1 INTERSTATE 295	8	14688 General Electric	3000K
82079	400	1 INTERSTATE 295	8	14688 General Electric	3000K
82080	400	1 INTERSTATE 295	8	14688 General Electric	3000K
82081	400	1 INTERSTATE 295	8	14688 General Electric	3000K
82082	400	1 INTERSTATE 295	8	14688 General Electric	3000K
82151	250	1 INTERSTATE 295	8	14693 General Electric	3000K

82152	250	1 INTERSTATE 295	8	14688 General Electric	3000K
82153	250	1 INTERSTATE 295	8	14688 General Electric	3000K
82154	400	1 INTERSTATE 295	8	14688 General Electric	3000K
82196	400	1 INTERSTATE 295	8	14693 General Electric	3000K
82197	400	1 INTERSTATE 295	8	14693 General Electric	3000K
82390	400	1 INTERSTATE 295	8	14688 General Electric	3000K
82391	400	1 INTERSTATE 295	8	14688 General Electric	3000K
82392	400	1 INTERSTATE 295	8	14688 General Electric	3000K
82393	400	1 INTERSTATE 295	8	14688 General Electric	3000K
82394	400	1 INTERSTATE 295	8	14688 General Electric	3000K
82395	400	1 INTERSTATE 295	8	14688 General Electric	3000K
82396	400	1 INTERSTATE 295	8	14688 General Electric	3000K
85820	400	1 INTERSTATE 295	8	6993 General Electric	3000K
85821	400	1 INTERSTATE 295	8	14693 General Electric	3000K
85822	400	1 INTERSTATE 295	8	14693 General Electric	3000K
85823	400	1 INTERSTATE 295	8	14693 General Electric	3000K
85824	400	1 INTERSTATE 295	8	14693 General Electric	3000K
85825	400	1 INTERSTATE 295	8	14693 General Electric	3000K
85826	400	1 INTERSTATE 295	8	14693 General Electric	3000K
85827	400	1 INTERSTATE 295	8	14693 General Electric	3000K
85828	400	1 INTERSTATE 295	8	14693 General Electric	3000K
85829	400	1 INTERSTATE 295	8	14693 General Electric	3000K
85830	400	1 INTERSTATE 295	8	14693 General Electric	3000K
85831	400	1 INTERSTATE 295	8	14693 General Electric	3000K
85832	400	1 INTERSTATE 295	8	14693 General Electric	3000K
85833	400	1 INTERSTATE 295	8	14693 General Electric	3000K
85834	400	1 INTERSTATE 295	8	14693 General Electric	3000K
85835	400	1 INTERSTATE 295	8	14693 General Electric	3000K
85836	400	1 INTERSTATE 295	8	14693 General Electric	3000K
85837	400	1 INTERSTATE 295	8	14693 General Electric	3000K
85838	400	1 INTERSTATE 295	8	14693 General Electric	3000K
85839	400	1 INTERSTATE 295	8	14693 General Electric	3000K
85840	400	1 INTERSTATE 295	8	14693 General Electric	3000K
85844	400	1 INTERSTATE 295	8	14693 General Electric	3000K

85845	400	1 INTERSTATE 295	8	14693 General Electric	3000K
85846	400	1 INTERSTATE 295	8	14693 General Electric	3000K
85847	400	1 INTERSTATE 295	8	14693 General Electric	3000K
85848	400	1 INTERSTATE 295	8	14693 General Electric	3000K
85849	400	1 INTERSTATE 295	8	14693 General Electric	3000K
85850	400	1 INTERSTATE 295	8	14693 General Electric	3000K
85851	400	1 INTERSTATE 295	8	14693 General Electric	3000K
85852	400	1 INTERSTATE 295	8	14693 General Electric	3000K
85853	400	1 INTERSTATE 295	8	14693 General Electric	3000K
85854	400	1 INTERSTATE 295	8	14693 General Electric	3000K
85856	400	1 INTERSTATE 295	8	14693 General Electric	3000K
85857	400	1 INTERSTATE 295	8	14693 General Electric	3000K
85858	400	1 INTERSTATE 295	8	14693 General Electric	3000K
86475	400	1 ANACOSTIA FWY	7	14671 General Electric	3000K
86476	400	1 ANACOSTIA FWY	7	14671 General Electric	3000K
86482	400	1 INTERSTATE 295	8	14688 General Electric	3000K
86483	400	1 INTERSTATE 295	8	14688 General Electric	3000K
86484	400	1 INTERSTATE 295	8	14693 General Electric	3000K
86485	400	1 INTERSTATE 295	8	14693 General Electric	3000K
86486	400	1 INTERSTATE 295	8	14693 General Electric	3000K
86487	400	1 INTERSTATE 295	8	14693 General Electric	3000K
86488	400	1 INTERSTATE 295	8	14693 General Electric	3000K
86490	400	1 ANACOSTIA FWY	7	14707 General Electric	3000K
86491	400	1 ANACOSTIA FWY	7	14707 General Electric	3000K
86492	250	1 ANACOSTIA FWY	7	14671 General Electric	3000K
2A060	250	1 INTERSTATE 66	2	8866 General Electric	3000K
2A086	250	2 INTERSTATE 395	2	2681 General Electric	3000K
2A087	400	1 INTERSTATE 395	2	12636 General Electric	3000K
2A088	250	1 INTERSTATE 66	2	8866 General Electric	3000K
2A127	250	2 INTERSTATE 395	2	12636 General Electric	3000K
2A257	250	1 INTERSTATE 66	2	9725 General Electric	3000K
2A258	250	1 INTERSTATE 66	2	9725 General Electric	3000K
2A259	250	1 INTERSTATE 66	2	9725 General Electric	3000K
2A260	250	1 INTERSTATE 66	2	9725 General Electric	3000K

2A261	250	1 INTERSTATE 66	2	9725 General Electric	3000K
2A262	250	1 INTERSTATE 66	2	9725 General Electric	3000K
2A263	250	1 INTERSTATE 66	2	9725 General Electric	3000K
2A264	250	1 INTERSTATE 66	2	9725 General Electric	3000K
2A265	250	1 INTERSTATE 66	2	9725 General Electric	3000K
2A266	250	1 INTERSTATE 66	2	9725 General Electric	3000K
2A267	250	1 INTERSTATE 66	2	9725 General Electric	3000K
2A268	250	1 INTERSTATE 66	2	9725 General Electric	3000K
2G819	250	1 INTERSTATE 66	2	8866 General Electric	3000K
2M001	250	1 INTERSTATE 66	2	9725 General Electric	3000K
2M002	250	1 INTERSTATE 66	2	9725 General Electric	3000K
2M201	400	1 INTERSTATE 66	2	3602 General Electric	3000K
2M205	400	1 INTERSTATE 66	2	10854 General Electric	3000K
6A578	400	1 INTERSTATE 395	6	6364 General Electric	3000K
6A579	400	1 INTERSTATE 395	6	6364 General Electric	3000K
6A580	400	1 INTERSTATE 395	6	6364 General Electric	3000K
6A581	400	1 INTERSTATE 395	6	6364 General Electric	3000K
6L886	400	1 INTERSTATE 695	6	14747 General Electric	3000K
6L887	400	1 INTERSTATE 695	6	14746 General Electric	3000K
6L888	250	1 INTERSTATE 695	6	14747 General Electric	3000K
6L889	250	1 INTERSTATE 695	6	14746 General Electric	3000K
6L890	250	1 INTERSTATE 695	6	14747 General Electric	3000K
6L891	250	1 INTERSTATE 695	6	14746 General Electric	3000K
6L892	250	1 INTERSTATE 695	6	14747 General Electric	3000K
6L893	250	1 INTERSTATE 695	6	14746 General Electric	3000K
6L894	400	1 INTERSTATE 695	6	14746 General Electric	3000K
6L925	250	1 INTERSTATE 695	6	14747 General Electric	3000K
6L926	400	1 INTERSTATE 695	6	14746 General Electric	3000K
6L927	400	1 INTERSTATE 695	6	14747 General Electric	3000K
6L928	250	1 INTERSTATE 695	6	14746 General Electric	3000K
6L929	400	1 INTERSTATE 695	6	14747 General Electric	3000K
6L931	250	1 INTERSTATE 695	6	14746 General Electric	3000K
6L942	400	1 INTERSTATE 695	6	14747 General Electric	3000K
6L950	250	1 INTERSTATE 695	6	14746 General Electric	3000K

6L951	250	1 INTERSTATE 695	6	14746 General Electric	3000K
6L952	250	1 INTERSTATE 695	6	14746 General Electric	3000K
6L953	250	1 INTERSTATE 695	6	14746 General Electric	3000K
6L954	250	1 INTERSTATE 695	6	14746 General Electric	3000K
6L955	250	1 INTERSTATE 695	6	14746 General Electric	3000K
6L956	250	1 INTERSTATE 695	6	14746 General Electric	3000K
6L961	250	1 INTERSTATE 695	6	14746 General Electric	3000K
6L962	400	1 INTERSTATE 695	6	14746 General Electric	3000K
6L963	400	1 INTERSTATE 695	6	14746 General Electric	3000K
6L964	400	1 INTERSTATE 695	6	14746 General Electric	3000K
7A125	400	2 KENILWORTH AVE	7	9975 General Electric	3000K
7A126	400	1 KENILWORTH AVE	7	9975 General Electric	3000K
7A127	400	1 KENILWORTH AVE	7	9975 General Electric	3000K
7A128	400	1 ANACOSTIA FWY	7	14671 General Electric	3000K
7A129	400	1 ANACOSTIA FWY	7	14671 General Electric	3000K
7A130	400	1 ANACOSTIA FWY	7	14671 General Electric	3000K
7A131	400	1 ANACOSTIA FWY	7	14671 General Electric	3000K
7A132	400	1 ANACOSTIA FWY	7	14671 General Electric	3000K
7A133	400	1 ANACOSTIA FWY	7	14671 General Electric	3000K
7A134	400	1 ANACOSTIA FWY	7	14671 General Electric	3000K
7A135	400	1 ANACOSTIA FWY	7	14671 General Electric	3000K
7A136	400	1 ANACOSTIA FWY	7	14707 General Electric	3000K
7A137	400	1 ANACOSTIA FWY	7	14707 General Electric	3000K
7A138	400	1 ANACOSTIA FWY	7	14707 General Electric	3000K
7A139	400	1 ANACOSTIA FWY	7	14707 General Electric	3000K
7A140	400	1 ANACOSTIA FWY	7	14707 General Electric	3000K
7A141	400	1 ANACOSTIA FWY	7	14707 General Electric	3000K
7A142	400	1 ANACOSTIA FWY	7	14707 General Electric	3000K
7A143	400	1 ANACOSTIA FWY	7	14707 General Electric	3000K
7A144	400	1 ANACOSTIA FWY	7	14707 General Electric	3000K
7A145	400	1 ANACOSTIA FWY	7	14707 General Electric	3000K
7A146	400	1 ANACOSTIA FWY	7	14671 General Electric	3000K
7A147	400	1 ANACOSTIA FWY	7	14671 General Electric	3000K
7A148	400	1 ANACOSTIA FWY	7	14671 General Electric	3000K

7A149	400	1 ANACOSTIA FWY	7	14671 General Electric	3000K
7A150	400	1 ANACOSTIA FWY	7	14671 General Electric	3000K
7A151	400	1 ANACOSTIA FWY	7	14707 General Electric	3000K
7A152	250	1 KENILWORTH AVE	7	3727 General Electric	3000K
7A158	400	1 KENILWORTH AVE	7	9975 General Electric	3000K
7A159	400	1 KENILWORTH AVE	7	9975 General Electric	3000K
7A160	400	1 ANACOSTIA FWY	7	14671 General Electric	3000K
7A161	400	1 ANACOSTIA FWY	7	14671 General Electric	3000K
7M001	400	2 KENILWORTH AVE	7	5134 Spring City	3000K
7M002	400	2 KENILWORTH AVE	7	3727 Spring City	3000K
7M003	400	2 KENILWORTH AVE	7	5134 Spring City	3000K
7M004	400	2 KENILWORTH AVE	7	5134 Spring City	3000K
7M005	400	2 KENILWORTH AVE	7	5134 Spring City	3000K
7M006	400	2 KENILWORTH AVE	7	3727 Spring City	3000K
7M007	400	2 KENILWORTH AVE	7	5134 Spring City	3000K
7M008	400	2 KENILWORTH AVE	7	5134 Spring City	3000K
7M009	400	2 KENILWORTH AVE	7	5134 Spring City	3000K
7M010	400	2 KENILWORTH AVE	7	3727 Spring City	3000K
7M011	400	2 KENILWORTH AVE	7	3727 Spring City	3000K
7M012	400	2 KENILWORTH AVE	7	3727 Spring City	3000K
7M013	400	2 KENILWORTH AVE	7	3727 Spring City	3000K
7M014	400	2 KENILWORTH AVE	7	3727 Spring City	3000K
7M015	400	2 KENILWORTH AVE	7	3727 Spring City	3000K
7M016	400	2 KENILWORTH AVE	7	3727 Spring City	3000K
7M017	400	2 KENILWORTH AVE	7	3727 Spring City	3000K
7M018	400	2 KENILWORTH AVE	7	3727 Spring City	3000K
7M019	400	2 KENILWORTH AVE	7	3727 Spring City	3000K
7M020	400	2 KENILWORTH AVE	7	3727 Spring City	3000K
7M021	250	2 KENILWORTH AVE	7	3727 Spring City	3000K
7M022	250	2 KENILWORTH AVE	7	3727 Spring City	3000K
7M023	250	2 KENILWORTH AVE	7	5134 Spring City	3000K
7M024	250	2 KENILWORTH AVE	7	5134 Spring City	3000K
7M025	250	2 KENILWORTH AVE	7	5134 Spring City	3000K
7M026	250	2 KENILWORTH AVE	7	5134 Spring City	3000K

7M027	250	2 KENILWORTH AVE	7	5134 Spring City	3000K
7M028	250	1 KENILWORTH AVE	7	3727 Spring City	3000K
7M029	250	2 KENILWORTH AVE	7	5134 Spring City	3000K
7M030	250	2 KENILWORTH AVE	7	3727 Spring City	3000K
7M031	250	2 KENILWORTH AVE	7	3727 Spring City	3000K
7M032	250	2 KENILWORTH AVE	7	3727 Spring City	3000K
7M033	250	2 KENILWORTH AVE	7	3727 Spring City	3000K
7M034	250	2 KENILWORTH AVE	7	3727 Spring City	3000K
7M035	400	2 KENILWORTH AVE	7	5134 Spring City	3000K
7M036	400	2 KENILWORTH AVE	7	5134 Spring City	3000K
7M037	400	2 KENILWORTH AVE	7	5134 Spring City	3000K
7M038	400	2 KENILWORTH AVE	7	5134 Spring City	3000K
7M039	400	2 KENILWORTH AVE	7	3727 Spring City	3000K
7M040	400	2 KENILWORTH AVE	7	3727 Spring City	3000K
7M041	400	2 KENILWORTH AVE	7	3727 Spring City	3000K
7M042	400	2 KENILWORTH AVE	7	3727 Spring City	3000K
7M075	250	1 KENILWORTH AVE	7	5134 Spring City	3000K
7M110	250	1 KENILWORTH AVE	7	3727 Spring City	3000K
7M111	150	1 KENILWORTH AVE	7	3727 Spring City	3000K
7M112	150	1 KENILWORTH AVE	7	3727 Spring City	3000K
7M113DC	150	1 KENILWORTH AVE	7	3727 Spring City	3000K
7M114DC	150	1 KENILWORTH AVE	7	3727 Spring City	3000K
7M115DC	150	1 KENILWORTH AVE	7	3727 Spring City	3000K
7M123	150	1 KENILWORTH AVE	7	3727 Spring City	3000K
7M124	150	1 KENILWORTH AVE	7	3727 Spring City	3000K
7M125	250	1 KENILWORTH AVE	7	3727 Spring City	3000K
7M127	250	1 KENILWORTH AVE	7	5134 General Electric	3000K
7M128	400	1 KENILWORTH AVE	7	5134 General Electric	3000K
7M129	400	1 KENILWORTH AVE	7	5134 General Electric	3000K
7M131	400	1 KENILWORTH AVE	7	5134 General Electric	3000K
7M135	400	1 KENILWORTH AVE	7	5134 General Electric	3000K
7M136	400	1 KENILWORTH AVE	7	5134 General Electric	3000K
7M137	400	1 ANACOSTIA FWY	7	14707 General Electric	3000K
8A057	250	1 INTERSTATE 295	8	14693 General Electric	3000K

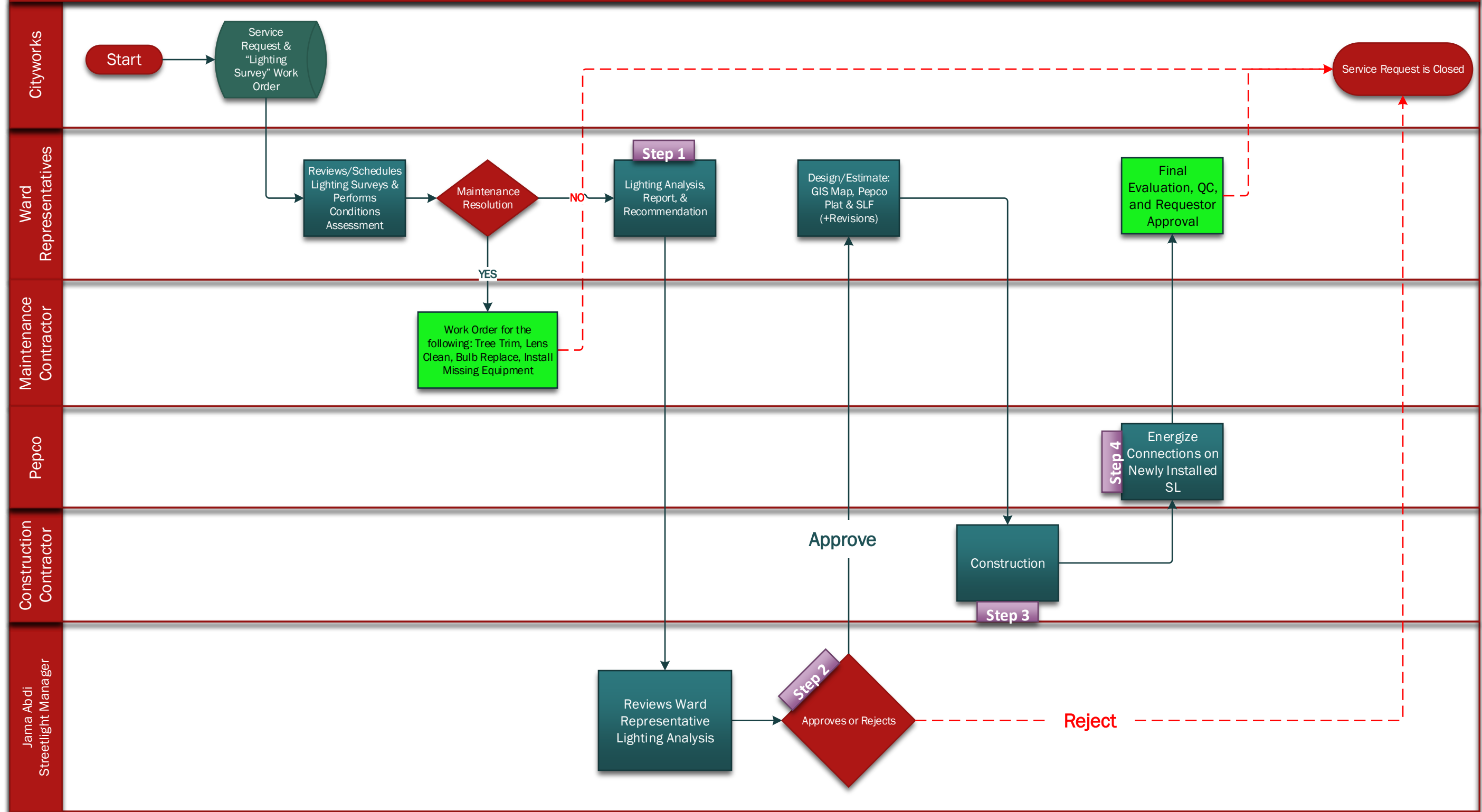
8A073	400	1 INTERSTATE 295	8	14693 General Electric	3000K
8A074	400	1 INTERSTATE 295	8	14693 General Electric	3000K
8A132	400	1 INTERSTATE 295	8	14693 General Electric	3000K
8A358	400	1 INTERSTATE 295	8	14693 General Electric	3000K
8L759	250	1 INTERSTATE 295	8	14688 General Electric	3000K
8L760	250	1 INTERSTATE 295	8	14688 General Electric	3000K
8L761	250	1 INTERSTATE 295	8	14688 General Electric	3000K
8L762	250	1 INTERSTATE 295	8	14688 General Electric	3000K
8L763	250	1 INTERSTATE 295	8	14688 General Electric	3000K
8L764	400	1 INTERSTATE 295	8	14693 General Electric	3000K
8L765	250	1 INTERSTATE 295	8	14688 General Electric	3000K
8L766	400	1 INTERSTATE 295	8	14693 General Electric	3000K
8L767	250	1 INTERSTATE 295	8	14688 General Electric	3000K
8L768	400	1 INTERSTATE 295	8	14693 General Electric	3000K
8L769	400	1 INTERSTATE 295	8	14688 General Electric	3000K
8L770	400	1 INTERSTATE 295	8	14693 General Electric	3000K
8L771	400	1 INTERSTATE 295	8	14688 General Electric	3000K
8L772	400	1 INTERSTATE 295	8	14693 General Electric	3000K
8L773	400	1 INTERSTATE 295	8	14688 General Electric	3000K
8L774	400	1 INTERSTATE 295	8	14693 General Electric	3000K
8L775	400	1 ANACOSTIA FWY	8	14707 General Electric	3000K
8L776	400	1 ANACOSTIA FWY	8	14707 General Electric	3000K
8L777	400	1 ANACOSTIA FWY	8	14707 General Electric	3000K
8L778	400	1 ANACOSTIA FWY	8	14707 General Electric	3000K
8L779	400	1 ANACOSTIA FWY	8	14707 General Electric	3000K
8L780	400	1 ANACOSTIA FWY	8	14707 General Electric	3000K
8L781	400	1 ANACOSTIA FWY	8	14707 General Electric	3000K
8L782	400	1 ANACOSTIA FWY	8	14707 General Electric	3000K
8L783	400	1 ANACOSTIA FWY	8	14707 General Electric	3000K
8L784	250	1 ANACOSTIA FWY	8	14707 General Electric	3000K
8L785	400	1 ANACOSTIA FWY	8	14707 General Electric	3000K
8L787	400	2 INTERSTATE 295	8	14688 General Electric	3000K
8L788	400	2 INTERSTATE 295	8	14688 General Electric	3000K
8L789	400	2 INTERSTATE 295	8	14688 General Electric	3000K

8L790	400	2 INTERSTATE 295	8	14688 General Electric	3000K
8L791	400	2 INTERSTATE 295	8	14747 General Electric	3000K
8L792	250	2 INTERSTATE 295	8	14747 General Electric	3000K
8L793	250	1 INTERSTATE 295	8	14746 General Electric	3000K
8L794	250	1 ANACOSTIA FWY	8	14707 General Electric	3000K
8L795	250	1 ANACOSTIA FWY	8	14707 General Electric	3000K
8L796	250	1 ANACOSTIA FWY	8	14707 General Electric	3000K
8L797	250	1 ANACOSTIA FWY	8	14707 General Electric	3000K
8L798	250	2 ANACOSTIA FWY	8	14707 General Electric	3000K
8L799	250	2 ANACOSTIA FWY	8	14707 General Electric	3000K
8L800	400	1 ANACOSTIA FWY	8	14707 General Electric	3000K
8L801	250	1 INTERSTATE 695	8	14746 General Electric	3000K
8L802	250	2 INTERSTATE 695	8	14747 General Electric	3000K
8L803	250	1 ANACOSTIA FWY	8	14707 General Electric	3000K
8L804	250	1 ANACOSTIA FWY	8	14707 General Electric	3000K
8L805	250	1 ANACOSTIA FWY	8	14707 General Electric	3000K
8L806	250	1 ANACOSTIA FWY	8	14707 General Electric	3000K
8L807	250	1 ANACOSTIA FWY	8	14707 General Electric	3000K
8L808	250	1 ANACOSTIA FWY	8	14707 General Electric	3000K
8L809	250	1 ANACOSTIA FWY	8	14707 General Electric	3000K
8L810	400	1 INTERSTATE 295	8	14707 General Electric	3000K
8L811	400	1 ANACOSTIA FWY	8	14707 General Electric	3000K
8L812	400	1 ANACOSTIA FWY	8	14707 General Electric	3000K
8L813	400	1 ANACOSTIA FWY	8	14707 General Electric	3000K
8L814	400	1 ANACOSTIA FWY	8	14707 General Electric	3000K
8L815	400	1 ANACOSTIA FWY	8	14707 General Electric	3000K
8L816	400	1 ANACOSTIA FWY	8	14707 General Electric	3000K
8L817	400	1 ANACOSTIA FWY	8	14707 General Electric	3000K
8L818	250	1 ANACOSTIA FWY	8	14707 General Electric	3000K
8L819	250	1 ANACOSTIA FWY	8	14707 General Electric	3000K
8L820	250	1 ANACOSTIA FWY	8	14707 General Electric	3000K
8L821	250	1 ANACOSTIA FWY	8	14707 General Electric	3000K
8L822	250	1 ANACOSTIA FWY	8	14707 General Electric	3000K
8L823	250	1 ANACOSTIA FWY	8	14707 General Electric	3000K

8L824	400	1 ANACOSTIA FWY	8	14707 General Electric	3000K
8L825	400	1 ANACOSTIA FWY	8	14707 General Electric	3000K
8L826	400	1 ANACOSTIA FWY	8	14707 General Electric	3000K
8L827	400	1 ANACOSTIA FWY	8	14707 General Electric	3000K
8L828	400	2 ANACOSTIA FWY	8	14707 General Electric	3000K
8L829	400	2 ANACOSTIA FWY	8	14707 General Electric	3000K
8L830	400	1 ANACOSTIA FWY	8	14707 General Electric	3000K
8L831	400	1 ANACOSTIA FWY	8	14707 General Electric	3000K
8L832	400	1 ANACOSTIA FWY	8	14671 General Electric	3000K
8L833	400	1 ANACOSTIA FWY	8	14707 General Electric	3000K
8L834	400	1 ANACOSTIA FWY	8	14671 General Electric	3000K
8L835	400	1 ANACOSTIA FWY	8	14707 General Electric	3000K
8L836	400	1 ANACOSTIA FWY	8	14671 General Electric	3000K
8L837	400	1 ANACOSTIA FWY	8	14707 General Electric	3000K
8L838	400	1 ANACOSTIA FWY	8	14671 General Electric	3000K
8L839	400	1 ANACOSTIA FWY	8	14707 General Electric	3000K
8L840	400	1 ANACOSTIA FWY	8	14671 General Electric	3000K
8L841	400	1 ANACOSTIA FWY	8	14707 General Electric	3000K
8L842	400	1 ANACOSTIA FWY	8	14671 General Electric	3000K
8L843	400	1 ANACOSTIA FWY	8	14707 General Electric	3000K
8L844	400	1 ANACOSTIA FWY	8	14671 General Electric	3000K
8L845	400	1 ANACOSTIA FWY	8	14707 General Electric	3000K
8L846	400	1 ANACOSTIA FWY	8	14707 General Electric	3000K
8L847	400	1 ANACOSTIA FWY	8	14707 General Electric	3000K
8L875	250	1 ANACOSTIA FWY	8	14707 General Electric	3000K
8L876	250	1 ANACOSTIA FWY	8	14707 General Electric	3000K
8L877	250	1 ANACOSTIA FWY	8	14707 General Electric	3000K
8L878	250	1 INTERSTATE 695	8	14747 General Electric	3000K
8L879	250	1 ANACOSTIA FWY	8	14707 General Electric	3000K
8L880	250	1 INTERSTATE 695	8	14746 General Electric	3000K
8L881	250	1 INTERSTATE 695	8	14746 General Electric	3000K
8L882	250	1 INTERSTATE 695	8	14747 General Electric	3000K
8L883	250	2 INTERSTATE 695	8	14747 General Electric	3000K
8L884	250	1 INTERSTATE 695	8	14747 General Electric	3000K

8L885	400	1 INTERSTATE 695	8	14746 General Electric	3000K
81097	400	1 PENNSYLVANIA AVE	7	5504	3000K
21755	400	1 INTERSTATE 395	6	6364	3000K
21756	400	1 INTERSTATE 395	6	6364	3000K
28879	400	1 INTERSTATE 66	2	10604	3000K
28880	400	1 INTERSTATE 66	2	10604	3000K
28882	400	1 INTERSTATE 66	2	10604	3000K
28883	400	1 INTERSTATE 66	2	10604	3000K
28943	400	1 INTERSTATE 66	2	5759	3000K
28944	400	1 INTERSTATE 66	2	5759	3000K
28986	400	1 INTERSTATE 66	2	5759	3000K
82005	400	1 INTERSTATE 295	8	14693	3000K
6A387	400	1 INTERSTATE 395	6	5435	3000K
6A388	400	1 INTERSTATE 395	6	5435	3000K

District of Columbia Department of Transportation Light Survey Workflow



- Steps**
- 1 Lighting Analysis, Report, & Recommendation
 - 2 Approves or Rejects
 - 3 Construction
 - 4 Energize Connections on Newly Installed SL

APPENDIX Q 54: Crossing Guard Deployment Plan

<i>District</i>	<i>School Name</i>	<i>Post Location</i>
1	Payne Elem.	14th & Kentucky Ave SE
1	Payne Elem.	15th and C ST, SE
1	Miner Elem.	15th and Tenn. Ave, NE
1	Blow DCPC Public Charter	19th & Benning Rd, NE
1	Blow DCPC Public Charter	19th & Benning Rd, NE
1	Blow DCPC Public Charter	17th & Benning Rd, NE
1	Miner Elem.	17th and E ST, NE
1	Brent Elem.	3rd& North Carolina Ave SE
1	Walker Jones/RH Terrell	1st and Pierce ST NW
1	Walker Jones/RH Terrell	NY and NJ Ave NW
1	Maury Elem.	13th and Const. Ave, NE
1	Maury Elem.	13th and Const. Ave, NE
1	Ludlow Taylor Elem.	7th and G ST NE
1	J.O. Wilson	7th and K St NE
1	J.O. Wilson	6th and K St NE
1	Miner Elem.	17th and Gales ST NE
1	John Tyler Elem.	10th and G ST SE
1	Amidon/Bowen	4th and I St SW
1	John Tyler Elem.	12th and G ST SE
1	Watkins Elem.	12th & E ST SE
1	Walker Jones/RH Terrell	1st & M ST NW
1	John Tyler Elem.	11th and G ST SE
1	Friendship Public	13th & Potomac Ave SE
1	Van Ness Elem.	5th L ST SE
1	Walker Jones/RH Terrell	New Jersey & L ST NW
1	Apple tree Public Charter	7th & I ST SW
1	Friendship Public	Potomac & Penn Ave SE
1	Peabody Elem.	5th & C Street NE
1	Walker Jones/RH Terrell	1st & New York Ave NW

<i>District</i>	<i>School Name</i>	<i>Post Location</i>
2	Ross Elem.	New Hampshire & R St NW
2	Ross Elem.	17th & R ST NW
2	Murch Elem.	Connecticut & Nebraska Ave NW
2	School With out Walls	24th & N ST NW
2	Hyde/Potomac	Potomac St. & O St. NW
2	British School of Washington	Whitehaven & Wisconsin Ave NW
2	Key Elem.	McArthur Blvd. & Dana Pl. NW
2	Mann Elem.	New Mexico & Newark St NW
2	Hearst Elem.	37th & Tilden ST NW
2	Janney Elem.	Wisconsin & Albemarle St. NW
2	Janney Elem.	Wisconsin & Albemarle St. NW
2	Deal Elementary	Nebraska & Davenport St. NW
2	Deal Elementary	Nebraska & Davenport St. NW
2	Deal Elementary	Nebraska & Reno Rd. NW

2	Deal Elementary	Nebraska & Reno Rd. NW(UDC)
2	Lafayette Elem.	33rd & Patterson ST NW
2	Lafayette Elem.	Broad Branch & North Hampton NW
2	Oyster/Adams	Calvert St. & 29 th St. NW
2	Eaton Elem.	34 th St. & Lowell St., NW
2	Stoddert Elem.	39 th & Calvert St.NW
2	Stoddert Elem.	40th & Calvert ST NW
2	Hardy Middle School	34 th S. & T ST NW
2	Deal Elementary/Wilson	40th & Brandywine ST
2	Deal Elementary/Wilson	40th & Brandywine ST
2	John Eaton Elementary	34th & Macomb ST NW
2	Murch Elem.	Connecticut & Nebraska Ave NW
2	Deal Elementary	Reno & Davenport ST NW
2	Hyde-Addison Elem (school close)	Wisconsin & P ST NW

<i>District</i>	<i>School Name</i>	<i>Post Location</i>
3	Garrison Elem.	13 th & S. Street, NW
3	Garrison Elem.	11th & S. Street, NW
3	Tubman Elem.	13 th & Irving St. NW.
3	Thomson Elem.	12 th & L. St. NW
3	Thomson Elem.	11 th & Mass. Ave. NW
3	Thomson Elem.	12 th & Mass. Ave. NW
3	Bruce Monroe/ Parkview Elem.	Warder Street & Park Rd
3	Adam Oyster Elem.	19 th & Columbia Rd NW
3	Adam Oyster Elem.	19th & California ST NW
3	Meyer/Mozzark Elem./ H.D. Cooke	17 th & Columbia & Fuller
3	Meyer/Mozzark Elem./ H.D. Cooke	17th & Euclid NW
3	Meridian Public Charter	13 th & V. Street, NW
3	Kipp DC Grow Academy	5 th & P St. NW
3	E L Hayes Charter	Georgia Ave. & Otis Pl NW
3	Cleveland Elem.	8 th & S. Street, NW
3	Mundo Verde PCS	1 ST P St NW
3	Kipp DC Grow Academy	New Jersey & P NW
3	Kipp DC Grow Academy	New Jersey & P NW
3	Hyde/Potomac @ Meyer	11th & Clifton ST NW
3	Bancroft Elem.	Mount Pleasant & Newton
3	Seaton Elem.	10th & Rhode Island Ave NW
3	Columbia Heights Education Campus	Irving & Hiatt PL NW
3	Marie Reed Elem.	18th & Kalorama Rd NW
3	Columbia Heights Education Campus	16th & Irving ST NW
3	Howard University Middle School	405 Howard Place NW

<i>District</i>	<i>School Name</i>	<i>Post Location</i>
4	Truesdale Elem.	Illinois Ave. & Ingraham St. NW
4	Barnard Elem.	5 th & Decatur St. NW
4	Clark/Barnard	8 th Street & Kansas Avenue NW
4	Takoma Education Campus	Piney Branch Rd. & Cedar St. NW
4	Brightwood Elem.	13 th St. & Missouri Avenue NW
4	Brightwood Elem.	13 th St. & Missouri Avenue NW
4	Jesse La Salle Elem.	Riggs Rd. & Nicholson St. NE
4	Jesse La Salle Elem.	Riggs Rd. & Nicholson St. NE
4	Jesse La Salle Elem.	Riggs Road & Madison ST NE
4	Capitol City Public Charter	Peabody & North Dakota Ave NW
4	Capitol City Public Charter	2nd & Peabody ST NW
4	Truesdale Elem.	8 th & Ingraham St NW
4	Truesdell Elem.	4th & Decatur ST NW
4	Brightwood /Paul Charter	Georgia & Missouri Avenues NW
4	Brightwood Elem.	13 th & Nicholson Streets NW
4	Shepherd Elementary School	14th & Kalmira ST NW
4	Witter Elem.	5 th & Sheridan St. NW
4	Powell Elem.	13th & Upshur ST NW
4	Powell Elem.	14 th & Upshur St. NW
4	Powell Elem.	14 th & Upshur St. NW
4	ADLRP/PCS & San Miguel	Georgia & Juniper ST NW
4	Dorothy Heights	13 th & Allison Streets NW
4	Latin America Bilingual	14th & Missouri Ave NW
4	Raymond Elem.	10 th St. & Spring Road NW
4	West Education Campus	13th & Farragut ST NW
4	West Education Campus	Georgia & Gallatin ST NW
4	Bridges Public Charter	Ft. Totten Drive & Gallatin St NE
4	Bridges Public Charter	Ft. Totten Drive & Hamilton St NE
4	Lamb PCS- Walter Reed Campus	14th & Aspen ST MW
4	Image Hope Community-Lamond Campus	Kansas & Chillum PL NE
4	Sela Public Charter	First & Chillum PL,NE

<i>District</i>	<i>School Name</i>	<i>Post Location</i>
5	Noyes Elem.	12 th & Rhode Island Ave, NE
5	Noyes Elem.	12 th & Rhode Island Ave, NE
5	Two Rivers Public Charter	4 th & Florida AVE NE
5	Two Rivers Public Charter	4 th & Florida AVE NE
5	Kipp Public Charter	Raum ST & Holbrook ST NE
5	Noyes Elem.	Brentwood Rd & Saratoga Ave NE
5	Emery Education Center	3th & Rhode Island AVE NE
5	Friendship Public Charter	S. Dakota & Vista St. NE
5	Noyes Elem.	10 th & Franklin St., NE
5	Brookland @ Bunker Hill Elem.	14 th & Michigan Ave., NE
5	Brookland Middle	Michigan & Perry ST NE
5	Brookland Middle	Michigan & Quincy ST NE
5	Brown ES	26 th & Benning Rd NE

5	Brown ES	26 th & Benning Rd NE
5	Brown ES	26 th & H ST NE
5	DC Prep Charter	7 th & Edgewood St NE
5	DC Prep Charter	7 th & Edgewood St NE
5	DC Prep Charter	7 th & Franklin ST NE
5	Web/Wheatley Elem.	Trinidad & Neal ST NE
5	Web/Wheatley Elem.	Trinidad & Montello ST NE
5	Yu Ying Public Charter	2 nd & Taylor ST NW
5	Langdon Elem.	18 th & Evarts Street, NE
5	Latin America PCS	South Dakota & Perry ST NE
5	Langdon Elem.	20 th & Evart St., NE
5	Langley Education Campus	First & T ST NE
5	Kipp Public Charter	Mt Olive & Holbrook ST NE
5	Friendship Woodbridge PCS	South Dakota & Carlton ST NE
5	Harmony Excellence DC PCS	62 nd & T ST NE (Lincoln & T)
5	Imagine hope community-Tolson Campus	8 th & Hamlin ST NE
5	Mc Kinley Tech, Middle /Langston Elem	2 nd & T ST NE
5	Inspired Teaching PCS	Lincoln & Douglas ST NE
5	Burroughs Elementary School	18 th & Monroe ST NE

<i>District</i>	<i>School Name</i>	<i>Post Location</i>
6	Aiton Elem.	49 th & Fitch Streets, NE
6	Kimball @ Davis Elementary	Alabama & Hilltop Terrace
6	Friendship Collegiate	Minnesota & Grant St NE
6	Randle Highlands Elem.	30 th & R Streets, SE
6	Arts &Technology Academy	53 rd & Blaine Streets, NE
6	Beers Elem.	36 th & Alabama Avenue SE
6	CW Harris Elem.	53 rd & C Streets, SE
6	CW Harris Elem.	53 rd & C Streets, SE
6	CW Harris Elem.	53 rd & D Streets, SE
6	Plummer Elem.	Texas Avenue & C Street, SE
6	Nalle Elem.	50 th & C Streets, SE
6	Orr Elem.	22 nd & Minnesota Ave. SE
6	Smothers Elem.	44 th & Clay Streets, NE
6	Houston Elem./Bridge	Kenilworth & Polk ST NE
6	Kelly Miller Middle School	49 th & East Capitol St SE
6	Kelly Miller Middle School	Sycamore Ave & East Capital St NE
6	Thomas Elem.	Anacostia Ave. & Hayes St. NE
6	Burville Elem	44 th & Brooks ST NE
6	Arts &Technology Academy	Division & Blaine ST NE
6	Solar Public Charter	58 th & East Capitol St SE
6	Solar Public Charter	55 th & East Capitol St SE
6	DC Prep-Benning Academy Campus	41 st & East Capitol ST NE
6	DC Prep-Benning Academy Campus	41 st & Ames ST NE
6	Kipp Promise Public Charter	Benning & F ST SE
6	Kipp Promise Public Charter	Benning & F ST SE

6	Kipp Promise Public Charter	Benning & F ST SE
6	Kipp Leap Charter	Benning Rd & 46th Street SE
6	Randle Highlands Elem.	30 th & Pennsylvania Ave. SE
6	Randle Highlands Elem.	30 th & Pennsylvania Ave. SE
6	Burrville Elem.	Division Ave. & James Pl, NE
6	Solar Public Charter	56 th & East Capitol St SE
6	Charles Drew Elementary	56th Eads ST NE
6	Neval Thomas Elem.	Grant & Anacostia Ave NE

<i>District</i>	<i>School Name</i>	<i>Post Location</i>
7	Turner Elem.	Stanton & Alabama Ave SE
7	Turner Elem.	Stanton & Alabama Ave SE
7	Eagle Academy Charter	Wheeler & Congress ST SE
7	Wilkinson Elem.	Stanton Rd. & Pomeroy Rd.
7	Hendley Elem.	6 th St. & Chesapeake St.
7	Stanton Elem.	25 th St. & Alabama Ave.
7	Simon Elem.	4 th St. & Mississippi Ave SE
7	Patterson Elem.	South Capitol St. & Danbury St. SW
7	Patterson Elem.	South Capitol St. & Danbury St. SW
7	Patterson Elem.	South Capitol St. & Elmira St. SW
7	Garfield Elem.	Alabama Ave. & 23 rd St.
7	Garfield Elem.	Alabama Ave. & 23 rd St.
7	Garfield Elem.	Alabama Ave. & 23 rd St.
7	Simon Elem.	Wheeler Rd & Mississippi Ave SE
7	Jackie Robinson Center Charter	MLK Ave. & Howard Rd
7	Jackie Robinson Center Charter	MLK Ave. & Howard Rd
7	Ketchum Elem.	15 th St. & Good Hope Rd.
7	Hendley Elem.	4th & Chesapeake ST SE
7	Stanton Elem.	Alabama Ave & Naylor Rd SE
7	Excel Public Charter	MLK & Stanton RD SE
7	Garfield Elem.	Alabama Ave. & Irving St SE
7	Leckie Elem.	MLK Ave. & Chesapeake St SW
7	Leckie Education Campus	MLK & Danbury St SW
7	Green Elem	15th & Mississippi Ave SE
7	Thurgood Marshall Charter	Firth Sterling & Howard Rd SE
7	Stanton Elem.	25 th & Wagner ST SE
7	Wilkinson Elem.	Evans & Morris Rd SE
7	Wilkinson Elem.	Morris Rd. & Hunter Pl.
7	Kipp Charter	Douglas Rd & Douglas PL SE
7	Friendship Charter	MLK & Milwaukie Pl SE
7	Kipp Charter	Stanton & Douglas Rd SE
7	MLK Elem. -Democracy Prep	MLK Ave. & Randle St.
7	MLK Elem. -Democracy Prep	MLK Ave. & Randle St.
7	MLK Elem. -Democracy Prep	MLK Ave. & Randle St.
7	Center City PCS	MLK Ave & Highview PL SE
7	Center City PCS	MLK Ave. & Malcolm X
7	MLK Elem. -Democracy Prep	Alabama Ave. & Randle St.
7	Eagle Academy Charter	Wheeler & Alabama Ave SE

7	Achievement Prep	Whaler Place & Wheeler Rd Se
7	Achievement Prep	9th & Whaler Place SE
7	DC Prep Charter/Anacostia	14th & V ST SE
7	Rocketship Rise Academy	Langston Pl & Reynolds Pl SE
7	Rocketship Rise Academy	Langston Pl & Reynolds Pl SE
7	Cedar Academy	Howard Road SE
7	DC Prep Charter/Anacostia	15th & V ST SE



DDOT Service Requests FY17

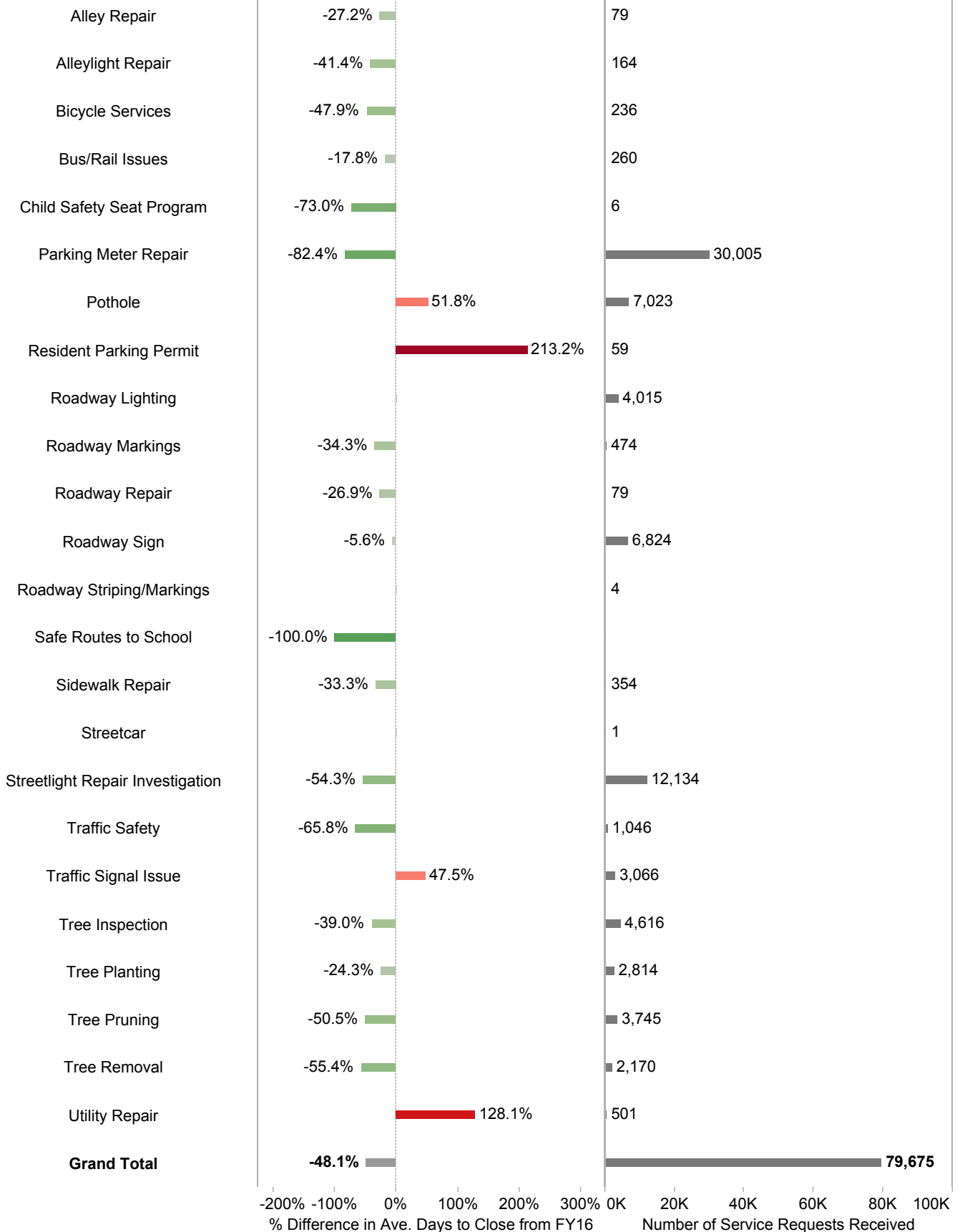


Service Request Type	Number of Service Requests	Average Days to Inspect	Ave. Days to Close
Alley Repair	79	136	174
Alleylight Repair	164	48	11
Bicycle Services	236	189	191
Bus/Rail Issues	260	24	24
Child Safety Seat Program	6	0	121
Parking Meter Repair	30,005	111	7
Pothole	7,023	4	4
Resident Parking Permit	59	94	97
Roadway Lighting	4,015	4	4
Roadway Markings	474	109	114
Roadway Repair	79	106	109
Roadway Sign	6,824	83	103
Roadway Striping/Markings	4	31	34
Sidewalk Repair	354	146	148
Streetcar	1	146	146
Streetlight Repair Investigation	12,134	12	11
Traffic Safety	1,046	25	26
Traffic Signal Issue	3,066	20	20
Tree Inspection	4,616	1	2
Tree Planting	2,814	27	114
Tree Pruning	3,745	16	63
Tree Removal	2,170	12	38
Utility Repair	501	100	113
Grand Total	79,675	26	26

DDOT Service Request Trend FY17

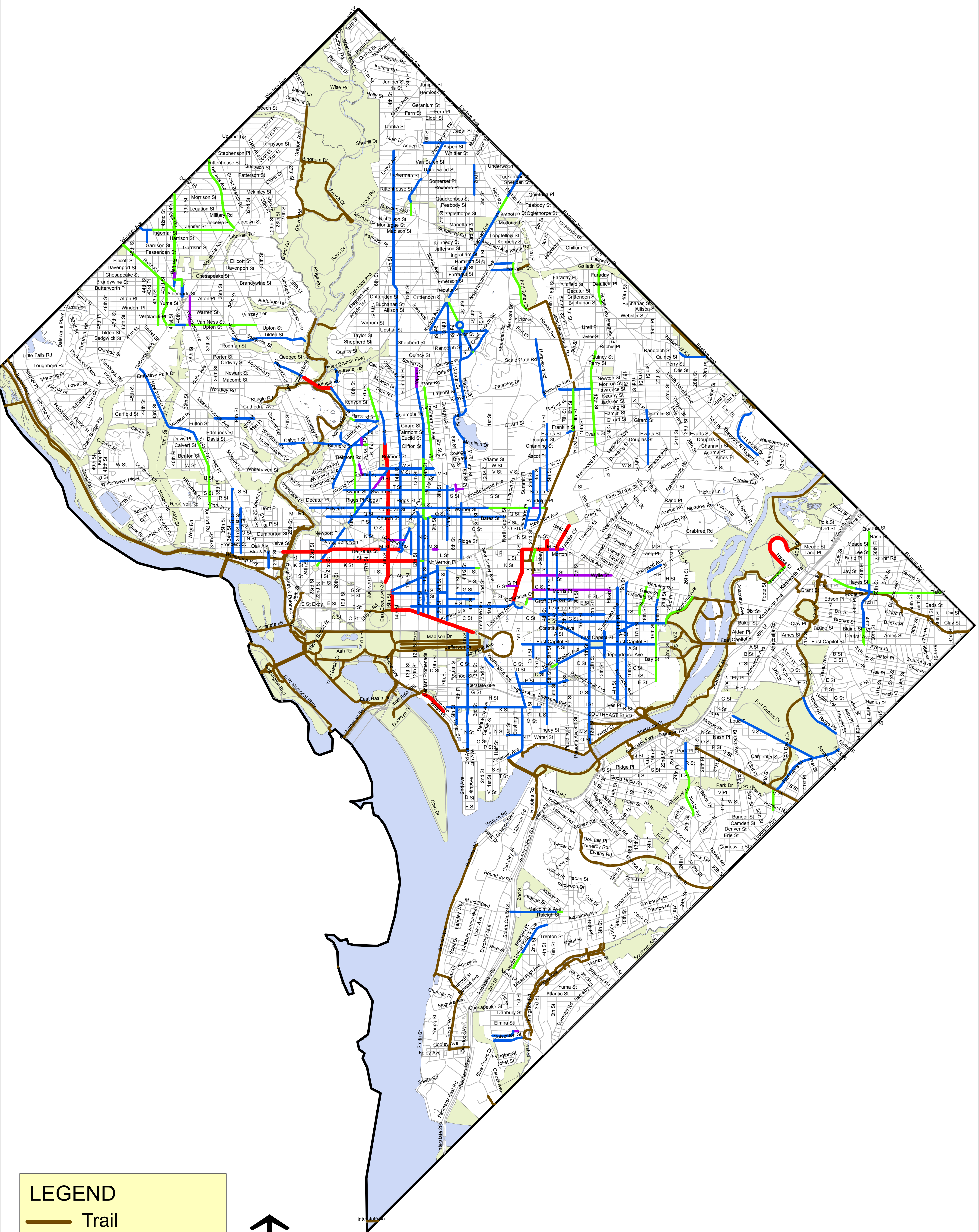
Service Request Type (group)

FY 2017



DC Bikeways

February 2018



LEGEND

- Trail
- Bike Lane
- Cycle Track
- Contraflow Lane
- Shared Lane

0 0.5 1 2 3 Miles

Government of the District of Columbia

Department of Transportation



Appendix Q67: FY 2017 Capital Bikeshare Stations Installed

Location	Docks	Install Date
15th St & Pennsylvania Ave NW/Pershing Park	19	2017-09-27
1st & S Capitol St SE / Oxon Run Trail	19	2017-09-26
Joliet St & MLK Ave SW/Bald Eagle Rec Ctr	19	2017-09-26
37th & Ely Pl SE / Fort Dupont Ice Arena	15	2017-09-21
Alabama Ave & Stanton Rd SE / Shops at Park Village	19	2017-09-21
19th & Savannah St SE	11	2017-09-20
4th St & Mississippi Ave SE	19	2017-09-20
Livingston Rd & 3rd St SE	15	2017-09-19
Mississippi Ave & 19th St SE / THEARC	19	2017-09-19
23rd & M St NW	19	2017-08-01
22nd & H St NW	17	2017-07-13
15th St & Constitution Ave NW	19	2017-06-22
Nebraska Ave/AU East Campus	19	2017-06-22
11th & Girard St NW	19	2017-06-08
Connecticut Ave & R St NW	19	2017-06-08
15th & M St NW	19	2017-06-01
2nd St & Seaton Pl NE	19	2017-06-01
Virginia Ave & 25th St NW	19	2017-06-01
Columbia & Ontario Rd NW	23	2017-04-27

Potomac & M St NW	19	2017-04-13
31st & Water St NW	19	2017-03-24
7th & E St SW	19	2017-03-24
18th & Monroe St NE	19	2017-03-08
3rd & Underwood St NW	19	2017-03-08
Georgia Ave & Piney Branch Rd NW	15	2017-03-08
15th & W St NW	19	2017-01-05
6th & K St NE	19	2016-12-21
3rd St & Riggs Rd NE	15	2016-12-20
12th St & Pennsylvania Ave SE	19	2016-12-15
22nd St & Constitution Ave NW	23	2016-10-05
51st St & Banks Pl NE	19	2016-10-05

All Capital Bikeshare Stations

Terminal	Station	Install date	Nb docks
31610	Eastern Market / 7th & North Carolina Ave SE	8/21/10	15
31205	21st & I St NW	9/7/10	35
31100	19th St & Pennsylvania Ave NW	9/14/10	15
31101	14th & V St NW	9/14/10	27
31103	16th & Harvard St NW	9/14/10	33
31104	Adams Mill & Columbia Rd NW	9/14/10	15
31105	14th & Harvard St NW	9/14/10	19
31106	Calvert & Biltmore St NW	9/14/10	23
31107	Lamont & Mt Pleasant NW	9/14/10	19
31108	4th & M St SW	9/14/10	23
31201	15th & P St NW	9/14/10	19

31202	14th & R St NW	9/14/10	19
31203	14th & Rhode Island Ave NW	9/14/10	23
31204	20th & E St NW	9/14/10	15
31216	14th St & New York Ave NW	9/14/10	23
31400	Georgia & New Hampshire Ave NW	9/14/10	15
31401	14th St & Spring Rd NW	9/14/10	19
31502	John McCormack Dr & Michigan Ave NE	9/14/10	11
31600	5th & K St NW	9/14/10	19
31601	19th & East Capitol St SE	9/14/10	15
31602	Park Rd & Holmead Pl NW	9/14/10	19
31700	Good Hope & Naylor Rd SE	9/14/10	11
31702	Randle Circle & Minnesota Ave SE	9/14/10	11
31703	Minnesota Ave Metro/DOES	9/14/10	15
31801	Anacostia Metro	9/14/10	11
31200	Massachusetts Ave & Dupont Circle NW	9/15/10	45
31206	19th & E Street NW	9/15/10	11
31207	Georgia Ave and Fairmont St NW	9/21/10	11
31208	M St & New Jersey Ave SE	9/21/10	17
31209	1st & N St SE	9/21/10	39
31212	21st & M St NW	9/21/10	19
31110	20th St & Florida Ave NW	9/23/10	15
31109	7th & T St NW	9/29/10	15
31111	10th & U St NW	9/30/10	15
31623	Columbus Circle / Union Station	10/1/10	47
31211	Kennedy Center	10/5/10	19
31215	Georgetown Harbor / 30th St NW	10/5/10	19
31217	USDA / 12th & Independence Ave SW	10/5/10	39
31501	12th & Newton St NE	10/5/10	11
31218	L'Enfant Plaza / 7th & C St SW	10/6/10	15
31613	Eastern Market Metro / Pennsylvania Ave & 7th St SE	10/6/10	19
31219	10th St & Constitution Ave NW	10/7/10	31

31221	18th & M St NW	10/7/10	27
31620	5th & F St NW	10/7/10	31
31102	11th & Kenyon St NW	10/8/10	27
31611	13th & H St NE	10/8/10	27
31220	US Dept of State / Virginia Ave & 21st St NW	10/9/10	15
31222	New York Ave & 15th St NW	10/9/10	19
31223	Convention Center / 7th & M St NW	10/9/10	19
31504	10th & Monroe St NE	10/14/10	11
31505	Eckington Pl & Q St NE	10/14/10	11
31604	3rd & H St NW	10/14/10	15
31616	3rd & H St NE	10/14/10	19
31618	4th & East Capitol St NE	10/14/10	11
31224	19th & L St NW	10/15/10	15
31226	34th St & Wisconsin Ave NW	10/15/10	11
31228	8th & H St NW	10/15/10	33
31229	New Hampshire Ave & T St NW	10/15/10	23
31303	Tenleytown / Wisconsin Ave & Albemarle St NW	10/15/10	15
31603	1st & M St NE	10/15/10	15
31605	3rd & D St SE	10/16/10	11
31227	13th St & New York Ave NW	10/18/10	23
31607	14th & D St SE	10/18/10	15
31608	8th & Eye St SE / Barracks Row	10/18/10	11
31225	C & O Canal & Wisconsin Ave NW	10/19/10	23
31606	Potomac & Pennsylvania Ave SE	10/19/10	15
31235	19th St & Constitution Ave NW	10/20/10	35
31609	6th & Water St SW / SW Waterfront	10/22/10	19
31236	37th & O St NW / Georgetown University	10/25/10	23
31619	Lincoln Park / 13th & East Capitol St NE	10/25/10	25
31622	13th & D St NE	10/26/10	31
31624	North Capitol St & F St NW	10/26/10	23
31617	Bladensburg Rd & Benning Rd NE	10/27/10	15

31237	25th St & Pennsylvania Ave NW	10/31/10	15
31705	Benning Branch Library	11/1/10	11
31804	Anacostia Library	11/1/10	11
31805	Pennsylvania & Minnesota Ave SE	11/1/10	11
31238	14th & G St NW	11/8/10	23
31304	36th & Calvert St NW / Glover Park	11/8/10	15
31305	Connecticut Ave & Newark St NW / Cleveland Park	11/8/10	11
31301	Ward Circle / American University	11/12/10	15
31300	Van Ness Metro / UDC	11/13/10	15
31302	Idaho Ave & Newark St NW [on 2nd District patio]	11/17/10	19
31402	14th St Heights / 14th & Crittenden St NW	11/17/10	11
31500	4th & W St NE	11/17/10	15
31503	Florida Ave & R St NW	11/18/10	15
31214	17th & Corcoran St NW	1/3/11	19
31112	Harvard St & Adams Mill Rd NW	1/4/11	15
31231	14th & D St NW / Ronald Reagan Building	4/20/11	25
31233	17th & K St NW / Farragut Square	4/28/11	35
31232	7th & F St NW / National Portrait Gallery	4/29/11	27
31621	4th & D St NW / Judiciary Square	5/4/11	15
31230	Metro Center / 12th & G St NW	5/13/11	39
31802	Good Hope Rd & MLK Ave SE	5/13/11	11
31213	17th & K St NW	5/24/11	23
31701	Branch & Pennsylvania Ave SE	6/25/11	11
31706	Fairfax Village	7/27/11	15
31113	Columbia Rd & Belmont St NW	11/18/11	19
31239	17th & Rhode Island Ave NW	11/18/11	23
31241	Thomas Circle	11/19/11	33
31242	18th St & Pennsylvania Ave NW	11/29/11	27
31245	7th & R St NW / Shaw Library	11/29/11	15
31625	3rd & G St SE	11/30/11	19
31244	4th & E St SW	12/1/11	19

31404	9th & Upshur St NW	12/6/11	15
31506	1st & Rhode Island Ave NW	12/6/11	15
31115	Columbia Rd & Georgia Ave NW	12/7/11	19
31614	11th & H St NE	12/12/11	19
31615	6th & H St NE	12/12/11	23
31116	California St & Florida Ave NW	12/13/11	19
31707	Benning Rd & East Capitol St NE / Benning Rd Metro	12/20/11	19
31708	Anacostia Ave & Benning Rd NE / River Terrace	12/20/11	15
31246	M St & Pennsylvania Ave NW	12/21/11	19
31307	3000 Connecticut Ave NW / National Zoo	12/21/11	15
31626	15th St & Massachusetts Ave SE	12/22/11	15
31806	Congress Heights Metro	12/22/11	15
31243	Maryland & Independence Ave SW	1/27/12	39
31628	1st & K St SE	2/8/12	15
31234	20th & O St NW / Dupont South	2/10/12	19
31306	39th & Calvert St NW / Stoddert	2/10/12	19
31507	1st & Washington Hospital Center NW	2/13/12	15
31612	D St & Maryland Ave NE	2/24/12	23
31240	Ohio Dr & West Basin Dr SW / MLK & FDR Memorials	3/16/12	23
31247	Jefferson Dr & 14th St SW	3/16/12	23
31248	Smithsonian / Jefferson Dr & 12th St SW	4/2/12	23
31249	Jefferson Memorial	5/2/12	23
31803	Good Hope Rd & 14th St SE	5/2/12	15
31250	20th & L St NW	6/25/12	19
31251	12th & L St NW	6/25/12	19
31252	21st St & Pennsylvania Ave NW	6/27/12	19
31253	19th & K St NW	6/27/12	23
31254	15th & K St NW	7/2/12	27
31255	24th & N St NW	7/6/12	15
31508	Gallaudet / 8th St & Florida Ave NE	7/11/12	19
31256	10th & E St NW	7/12/12	15

31257	22nd & I St NW / Foggy Bottom	7/16/12	15
31258	Lincoln Memorial	10/3/12	25
31259	20th St & Virginia Ave NW	1/31/13	15
31260	23rd & E St NW	1/31/13	19
31261	21st St & Constitution Ave NW	1/31/13	15
31262	11th & F St NW	2/4/13	15
31308	39th & Veazey St NW	2/11/13	15
31309	Fessenden St & Wisconsin Ave NW	2/11/13	15
31263	11th & K St NW	2/15/13	23
31627	M St & Delaware Ave NE	2/15/13	23
31114	18th St & Wyoming Ave NW	4/3/13	23
31264	6th St & Indiana Ave NW	4/3/13	19
31266	11th & M St NW	4/3/13	19
31403	5th & Kennedy St NW	4/12/13	15
31405	Georgia Ave & Emerson St NW	4/12/13	19
31406	14th & Upshur St NW	4/12/13	19
31407	14th St & Colorado Ave NW	4/12/13	19
31310	Connecticut & Nebraska Ave NW	4/25/13	23
31312	Wisconsin Ave & O St NW	4/25/13	19
31117	15th & Euclid St NW	5/6/13	15
31265	5th St & Massachusetts Ave NW	5/6/13	19
31267	17th St & Massachusetts Ave NW	5/6/13	19
31509	New Jersey Ave & R St NW	5/14/13	15
31629	8th & East Capitol St NE	5/14/13	11
31630	15th & East Capitol St NE	5/14/13	11
31631	8th & F St NE	5/14/13	15
31510	18th St & Rhode Island Ave NE	5/30/13	15
31511	12th & Irving St NE	5/30/13	15
31632	15th & F St NE	5/30/13	19
31800	Alabama & MLK Ave SE	6/4/13	11
31807	Pleasant St & MLK Ave SE	6/4/13	11

31268	12th & U St NW	6/14/13	31
31512	Neal St & Trinidad Ave NE	6/14/13	15
31118	3rd & Elm St NW	7/23/13	15
31269	3rd St & Pennsylvania Ave SE	7/23/13	15
31270	8th & D St NW	7/23/13	15
31271	Constitution Ave & 2nd St NW/DOL	7/30/13	27
31513	Rhode Island Ave & V St NE	7/30/13	19
31272	Washington & Independence Ave SW/HHS	8/2/13	31
31633	Independence Ave & L'Enfant Plaza SW/DOE	8/6/13	15
31514	Hamlin & 7th St NE	8/16/13	15
31119	14th & Belmont St NW	10/2/13	15
31634	3rd & Tingey St SE	10/2/13	19
31120	10th & Florida Ave NW	10/9/13	19
31635	Potomac Ave & 8th St SE	10/9/13	15
31121	Calvert St & Woodley PI NW	11/5/13	19
31636	New Jersey Ave & N St NW/Dunbar HS	11/5/13	19
31273	Hains Point/Buckeye & Ohio Dr SW	11/8/13	17
31710	Nannie Helen Burroughs Ave & 49th St NE	11/8/13	11
31711	Deanwood Rec Center	11/8/13	15
31704	Nannie Helen Burroughs & Minnesota Ave NE	12/11/13	11
31313	Connecticut Ave & Tilden St NW	12/13/13	15
31637	North Capitol St & G PI NE	12/13/13	19
31638	1st & H St NW	2/18/14	15
31408	Takoma Metro	2/19/14	19
31515	Fort Totten Metro	2/19/14	19
31516	Rhode Island Ave Metro	2/24/14	19
31314	34th & Water St NW	7/9/14	19
31274	MLK Library/9th & G St NW	7/31/14	23
31275	New Hampshire Ave & 24th St NW	8/6/14	19
31276	15th & L St NW	10/7/14	23
31277	17th & G St NW	10/7/14	31

31315	McKinley St & Connecticut Ave NW	10/15/14	19
31278	18th & R St NW	11/10/14	19
31517	Union Market/6th St & Neal Pl NE	11/19/14	23
31279	19th & G St NW	3/20/15	23
31280	11th and S St NW	4/8/15	23
31639	2nd & G St NE	6/18/15	23
31281	8th and O St NW	7/29/15	19
31411	Georgia & Missouri Ave NW	8/24/15	19
31712	Oklahoma and D St NE	9/11/15	19
31640	Maryland Ave & E St NE	11/10/15	19
31518	New York Ave and Hecht Ave NE	11/13/15	23
31316	Yuma St & Tenley Circle NW	1/14/16	19
31122	16th & Irving St NW	3/10/16	19
31282	16th & R St NW	3/10/16	19
31317	Wisconsin Ave & Ingomar St NW	3/10/16	19
31283	14th and L St NW	4/5/16	19
31519	1st and O St NW	4/5/16	15
31811	South Capitol and Atlantic SW	4/12/16	19
31284	18th and C St NW	4/19/16	19
31285	22nd and P St NW	4/19/16	19
31123	14th & Girard NW	5/5/2016	23
31286	11th and O St NW	5/19/16	19
31287	10th St & L'Enfant Plaza SW	5/19/16	23
31318	Connecticut Ave & Yuma St NW	5/27/16	19
31641	2nd St & Massachusetts Ave NE	5/27/16	23
31288	4th St & Madison Dr NW	6/14/16	19
31289	Henry Bacon Dr. & Lincoln Memorial Circle NW	6/14/16	19
31290	17th St & Independence Ave SW	6/14/16	19
31124	14th & Irving St NW	8/2/16	31
31642	New Jersey & L St	8/2/16	23
31291	Vermont Ave and I NW	8/9/16	25

31713	Division Ave & Foote St NE	8/23/16	15
31520	24th & R St NE / National Arboretum	9/9/16	19
31812	16th & Q St SE / Anacostia	9/9/16	23
31643	1st and D St SE	9/16/16	19
31319	Wisconsin and Brandywine St NW	9/30/16	25
31292	22nd & Constitution Ave NW	10/5/16	23
31714	61st & Banks PI NE	10/5/16	19
31644	12th St & Pennsylvania Ave SE	12/15/16	19
31412	3rd St & Riggs Rd NE	12/20/16	15
31645	6th & K St NE	12/21/16	19
31125	15th & W St NW	1/5/17	19
31413	3rd & Underwood St NW	3/8/2017	19
31521	18th & Monroe St NE	3/8/2017	19
31414	Georgia Ave & Piney Branch Rd	3/8/2017	15
31293	31st & Water St NW	3/24/17	19
31294	7th & E St SW	3/24/17	19
31295	Potomac & M St NW	4/13/17	19
31296	Columbia & Ontario Rd NW	4/27/17	23
31297	Virginia Ave & 25th St NW	6/1/17	19
31298	15th & M St NW	6/1/17	
31522	2nd St & Seaton PI NE	6/1/17	19
31299	Connecticut Ave & R ST NW	6/8/2017	
31126	11th & Girard St NW	6/8/2017	
31321	15th and Constitution Ave NW	6/22/17	
31320	Nebraska Ave/AU East Campus	6/22/17	
31127	22nd & H St NW	7/13/17	
31128	23rd and M NW	8/1/17	
31814	Mississippi Ave & 19thSt SE/THEARC	9/19/17	
31818	Livingston Rd & 3rd St SE	9/19/17	
31815	19th & Savannah St SE	9/20/2017	

Appendix Q68: Issues with Dockless Bikeshare

Regarding issues with Dockless Bikeshare that were reported directly to companies, or metrics required in monthly reporting, data is summarized below. Only one company has fully complied with DDOT's updated reporting template. DDOT is in ongoing conversations to obtain full data from every company, including retroactive data from September 2017 and onward.

		Crashes	Injuries	Bikes Out of Service - Theft	Bikes out of Service - Maintenance
JUMP	September	1	1	0	1
	October	0	0	1	0
	November	0	0	0	0
	December	0	0	0	0
	January	2	2	0	2
	TOTAL	3	3	1	3
Limebike	September	-	-	-	-
	October	-	-	-	-
	November	-	-	-	-
	December	-	-	-	-
	January	0	0	6	3
	TOTAL	0	0	6	3
Spin	September	0	0	1	-
	October	0	0	28	-
	November	0	0	51	-
	December	0	0	13	-
	January	0	0	29	14
	TOTAL	0	0	122	14
Ofo	September	-	-	-	-
	October	0	0	-	-
	November	0	0	-	522
	December	0	0	-	442
	January	0	1	-	664
	TOTAL	0	1	-	1628
Mobike	September	-	-	-	-
	October	-	-	-	-
	November	-	-	-	-
	December	-	0	5	2
	January	-	-	-	-
	TOTAL	-	-	5	2

Program Area	Issue	Next Step	Evaluation/ Implementation	Implementation
Intersection: Firth Sterling and Suitland Parkway SE				
Overall	O1. Roadway markings are faded.	Refurbish all roadway markings.	Spring 2018	Marking refurbishment scheduled.
Overall	O2. Roadway lighting may be a factor in crashes and was identified by pedestrian users as being dim at night.	Evaluate lighting levels and location of street lights.	2021	Roadway lighting to be upgraded as part of South Capitol Street Phase 1
Pedestrian	P1. Crosswalk markings are faded	Refurbish crosswalks markings.	February 2017	Inspection and updates complete.
Pedestrian	P2. Fast right turns at slip lane cause hazard to pedestrians.	Install signage to warn drivers to stop for pedestrian in slip lane crosswalks.	Spring 2018	Vegetation trimmed, signage to be installed Spring 2018
Pedestrian	P3. Slip lane from northbound Firth Sterling to eastbound Suitland Pkwy, encourages fast turns and creates pedestrian hazards.	Reconfigure intersection geometry to tighten the slip lane radius (exiting is a 189' radius) of slip lane or remove slip lane.	2021	To be included in South Capitol Street Phase 1.
Pedestrian	P4. Some curb ramps do not meet current ADA requirements.	Assess all ramps for ADA compliance.	2021	To be included in South Capitol Street Phase 1.
Pedestrian	P5. Pedestrian connection to Barry Farm community is lacking.	Component of Barry Farm redevelopment project	TBD	Further study necessary to identify optimal connection solution. Not included in South Capitol Street Phase 1, but could be included in Phase 2.
Bicycle	B1. No designated bicycle facilities on Firth Sterling (which has streetcar tracks. Bicyclists must share facilities	DDOT has started a feasibility study for creating a multi-use trail along the rail corridor adjacent to Firth Sterling Ave.	Fall 2018	Shepherd Spur Trail feasibility study ongoing.
Bicycle	B2. No designated bicycle facilities along Suitland Parkway.	A multi-use trail is planned for the north side of Suitland Parkway between Firth Sterling and the new South Capitol St. bridge.	TBD	Long-term, part of South Capitol Street Phase 2
Vehicle	V1. Vehicles observed cutting through the rail cut-through in the island on the north side.	Assess how to block the cut through to vehicular traffic (possibly with flex posts).	July 2016	DDOT installed a planter to prevent this movement.
Vehicle	V2. Cars observed blocking the box.	Review traffic signal timing to minimize northbound traffic queuing on Firth Sterling during the PM peak period.	July 2016	A new timing plan was developed and implemented on January 30, 2017. Signal timing adjustments reduce potential occurrences for intersection blockage.
Vehicle	V3. Vehicles observed driving straight in the right turn only lane of northbound Firth Sterling.	Assess how to channelize vehicular traffic (possibly with flex posts).	Spring 2018	To be scheduled for implementation Spring 2018.
Intersection: 14th and Columbia NW				
Overall	O1. Roadway markings are faded.	Restripe all roadway markings.	Fall 2016	All markings installed between Florida and Girard. Girard to Columbia to be installed in Spring 2017.
Pedestrian	P1. NW corner loading zone obstructing crosswalk visibility	Move the loading zone back from the crosswalk.	Fall 2016	Signs to be installed (loading zone moved) in March 2017. complete.
Pedestrian	P2. Car/Ped conflicts from SB 14th St to WB Columbia Rd	Add a leading pedestrian interval (LPI) to give walkers a head start entering the crosswalk.	Fall 2016	November 9, 2016 on all four crosswalks.
Pedestrian	P3. Some curb ramps do not meet current ADA requirements.	Assess all ramps for ADA compliance.	Spring 2017	2 of 4 corners require upgrades. Upgrades to be scheduled.
Bicycle	B1. Car/Bike conflicts from SB 14th St to WB Columbia Rd	Add a leading pedestrian interval (LPI) to give bikers a head start crossing the intersection. Identify pavement markings to highlight bicycle presence.	Fall 2016	Installed November 2016 on all 4 crosswalks.

Program Area	Issue	Next Step	Evaluation/ Implementation	Implementation
Bicycle	B2. High volume of cyclists	Bike lane does not continue south of Columbia Rd. Investigate adding a bicycle lane to improve visibility of cyclists and separation from motor vehicle traffic.	Summer 2016	Bike lanes installed between Florida and Girard. Girard to Columbia to be installed in Spring 2017. Complete.
Vehicle	V1. Traffic congestion on Columbia Rd west of 14th St	Investigate why Columbia Rd was reduced to one lane during the AM rush hour.	Spring 2017	Current configuration is due to need for resident-only parking on north side of street. Implementation to be based on the outcome of field evaluation.
Vehicle	V2. Cars observed blocking the box.	Explore adding a second lane on Columbia Rd during the AM rush, and/or signal operations that would improve traffic flow.	Spring 2017	Signal timing modifications completed. Some improvements observed. Parking changes require larger assessment.
Vehicle	V3. Illegal loading in Columbia Rd bus zone west of 14thSt and double-parking/loading in 14thSt SB travel lane	Investigate if current loading zones are adequate; enforcement may be required.	Winter 2017	Loading zone repositioned March 2017. Still some issues with illegal loading observed. DDOT assessing further changes.
Vehicle	V4. Cars observed shooting across Columbia Rd west of 14th from the alleys	Explore traffic calming strategies.	Winter 2017	Mitigation not currently possible. DDOT practice is to not implement traffic calming in alleys due to drainage and other safety concerns.
Vehicle	V5. Some cars in NB left turn lane at Columbia not turning left, going straight through intersection, merging into one travel lane	Refresh faded left-turn markings; identify traffic signal changes to ease left turns; consider advance signs for left turn lane.	Fall 2016	Markings to be refreshed in Spring; does not meet warrant for a protected left turn signal.
Vehicle	V6. Multiple bus stop locations along corridor	Investigate bus stop consolidation to reduce potential conflicts.	November 2016	WMATA is not pursuing stop consolidation at this time based on community feedback.
Vehicle	V7. No right turn on red sign located too far from intersection.	Move sign to traffic signal mast arm to increase visibility.	Summer 2016	Signage to be upgraded Spring 2018.
Intersection: Georgia and Kennedy NW				
Overall	O1. Lack of visibility at the intersection.	Perform analysis of current streetlights to determine where visibility can be improved.	2020	Lighting upgrades to be completed in Kennedy Street Phase 2 project.
Overall	O2. Three collisions involving a ped or bike occurred from a left turning vehicle	Evaluate methods to reduce risk from left-turning drivers, such as hardened centerlines.	Spring 2018	To be determined based on evaluation outcome.
Pedestrian	P1. Crosswalks are too narrow for pedestrians.	Determine feasibility of widening crosswalks and pushing back stop bars to improve pedestrian safety.	2020	Upgrades to be completed in Kennedy Street Phase 2 project.
Pedestrian	P2. Three pedestrian collisions occurred in the crosswalks.	Evaluate curb extensions to shorten crossing distances, restricting right turns on red, and adding LPI.	Spring 2018	Curb extensions under analysis as part of Kennedy Street Phase 2. Restricting right turns on red not warranted. LPI under evaluation.
Pedestrian	P3. Westbound bus stop on Kennedy Street has a chunk missing from the curb, and has a utility pole guy-wire grounded within it.	Repair curb near westbound bus stop on Kennedy Street, and remove utility pole guy-wire from sidewalk.	Spring 2017	Bus stop expanded and repaired. Guy wire cannot be moved per Pepco needs.
Pedestrian	P4. Curb ramps are not aligned with crosswalks.	Upgrade and realign curb ramps to line up with crosswalks.	2020	To be addressed through Kennedy Street Phase 2 reconstruction.
Pedestrian	P5. Pedestrian bus access landings are not in compliance with ADA.	Upgrade bus access spaces to meet ADA requirements.	2020	To be addressed through Kennedy Street Phase 2 reconstruction.
Pedestrian	P6. Bricks are loose in several places.	Replace loose bricks where they exist.	Winter 2017	Construction complete in this area for Kennedy Street Phase 1.

Program Area	Issue	Next Step	Evaluation/Implementation	Implementation
Pedestrian	P7. Soil erosion in tree boxes presents a potential tripping hazard. Curbside trees have uplifted portions of sidewalks. Publisher boxes are in tree boxes.	Assess tree boxes to add grates, mulch, FlexiPave, or other improvements to reduce tripping hazards, and remove publisher boxes from tree boxes.	Winter 2017	Some sidewalks addressed through Kennedy Street Phase 1, others to be addressed through Phase 2.
Pedestrian	P8. Crossing intervals appear short for both Georgia Avenue and Kennedy Street.	Evaluate crossing signal times to determine if increasing crossing time for pedestrians is warranted.	Spring 2017	Signal timing adjustments complete.
Vehicle	V1. Asphalt roadway surface on all approaches and within the crosswalks are in poor condition.	Repave road surface to fill in potholes, ruts, and other issues, and restripe crosswalks.	Winter 2017	East side of Kennedy St will be resurfaced in Phase 1 of the reconstruction project, with the west side following in Phase 2.
Vehicle	V2. Red light running and speeding was observed.	Evaluate the feasibility of installing a red light camera at this location.	Winter 2017	Crash history profile does not suggest that intersection would benefit from correction from a red light camera.
Vehicle	V3. On street bus pads are in poor condition.	Upgrade bus pads at bus stops near the intersection.	Winter 2017	Potential upgrades to be completed as part of Kennedy Street Phase 2 reconstruction.
Vehicle	V4. Faded signs are present around the intersection.	Replace faded signs around the intersection.	Winter 2017	Shop orders submitted February 2017 for new street cleaning, no standing, parking, and block number signs.
Intersection: 44th and Nannie Helen Burroughs NE				
Pedestrian	P1. Evaluate signal phasing and pedestrian signals across Hunt Place.	Pedestrians crossing Hunt Place currently run concurrent with 44th, although there are some heavy turn volumes. Determine if LPI would be feasible for pedestrians crossing Hunt and eastbound leg of NHB.	Fall 2016	The evaluation determined that the current configuration is optimal.
Pedestrian	P2. Upgrade crosswalk markings on NHB to high visibility.	Upgrade crosswalk markings on NHB to high visibility.	February 2017	Two high visibility crosswalks installed spring 2017.
Pedestrian	P3. Curb extension on Hunt Place.	Potential to shorten Hunt Place crossing with curb extension on SW corner of intersection.	Winter 2017	Requires further design/installation.
Transit	T.1 Explore relocating eastbound bus stop to far side of 44th Street	To be discussed with WMATA	Winter 2017	Feasibility challenges due to limited space for shelter, lack of ADA accessible landing, and potential for lane shifts within intersection. Not recommended at this time.
Vehicle	V1. Motorists observed turning too wide.	Puppy skips to guide NB 44th Street motorists onto WB Nannie Helen Burroughs Ave	February 2017	Further evaluation determined that puppy skips are not warranted at this intersection.
Vehicle	V2. Evaluate lane drop on EB NHB.	Contingent on T1. relocation of bus stop to far side, lane drop could happen at 44th.	Winter 2017	Not recommended at this time.
Intersection: 18th and Adams Mill Road NW				
Pedestrian	P1. Leading left turn signal at westbound Columbia creates conflict with pedestrians who have the walk signal crossing 18th St. Long crosswalks make crossing difficult for pedestrians.	Signal Division to conduct a study. Curb extensions will be evaluated.	Fall 2018	DDOT determining approach for design/installation of curb modifications. Design to be complete Fall 2018.
Pedestrian	P2. Poor visibility of pedestrians for right-turning vehicles and bikes from 18th St to eastbound Columbia.	"Curb extensions" with paint and possibly flex posts to slow turning vehicles from NB 18th to EB Columbia Road	Fall 2018	DDOT determining approach for design/installation of curb modifications. Design to be complete Fall 2018.

Program Area	Issue	Next Step	Evaluation/ Implementation	Implementation
Bicycle	B1. Westbound Columbia Rd. bicyclists need a safer way to make a left turn onto southbound 18th St.	Provide exclusive lane parallel to the crosswalk crossing east side Columbia Rd. or two-stage turn box to provide a "Copenhagen left."	Winter 2017	Implementation Spring 2018
Bicycle	B2. Uneven pavement on Columbia Rd south of intersection. Potential for bicycle-vehicle conflicts due to swerving.	Pavement resurfacing	Spring 2018	Long-term, pending inclusion in paving plan. Not scheduled for near future resurfacing but DDOT will assess partial resurfacing.
Vehicle	V1. Right-turning vehicles don't yield or stop for pedestrians with walk signal.	Install DC Law Turning Vehicles Stop for Pedestrians	Spring 2018	2 of 4 corners being installed, additional 2 corners to be installed Spring 2018.
Vehicle	V2. Vehicles speed while making right turns due to large turning radius curb lines, endangering pedestrians crossing on walk signal.	Modify the curbs and reduce the turning radiuses.	Fall 2018	DDOT determining approach for design/installation of curb modifications. Design to be complete Fall 2018.
Vehicle	V3. Congestion from Adams Mill traffic making left turn onto eastbound Columbia Rd. all the way to 16th St.	Modification on existing single eastbound Columbia Rd lane configuration to a possible double travel lane Signal timing modification.	Fall 2018	DDOT determining approach for design/installation of curb modifications. Design to be complete Fall 2018.
Intersection: Wisconsin Avenue and Albemarle Street NW				
Overall	O1. Parking near the intersection decreases visibility.	Remove or push back parking on Albemarle Street between Wisconsin Avenue and Fort Drive to improve visibility.	Fall 2016	Removing parking on block is longer-term measure. Parking will be removed on this block as part of Tenleytown-AU metro project, timing TBD.
Pedestrian	P1. Turning drivers increase risks to pedestrians.	Install LPI at intersection.	Fall 2016	LPIs installed. The eastbound left turn phase is protected only, which is incompatible with an LPI.
Pedestrian	P2. Wisconsin/Whole Foods driveway is challenging for pedestrians.	Mark Whole Foods driveway with crosswalk, other markings, warning surface, or other treatments. Look into installing an audible signal at driveway.	2019	Requires upgrades to signal and driveway entrance. DDOT developing design standards and approach.
Pedestrian	P3. Drivers making right turns on red present challenges for pedestrians.	Investigate banning right turns on red at the intersection.	Winter 2017	Right turn on red restrictions not recommended at this time.
Vehicle	V1. Left turns from SB Wisconsin to Albemarle are banned during rush hour but drivers still make illegal turns.	Investigate better signage to decrease occurrence of illegal left turns.	Winter 2017	Installed electronic no-left-turn signs
Vehicle	V2. Drivers blocking the box.	Add "Don't Block the Box" signs to decrease congestion.	Winter 2017	Signs installed.
Vehicle	V3. Need TCO during PM rush.	Investigate stationing a TCO during PM rush.	Winter 2017	Safety Techs posted as regular deployment.
Connecticut Avenue and Porter Street NW				
Pedestrian	P1. Pedestrian conflicts with vehicles exiting the parking lot onto Ordway Street.	On SE corner at service drive, consider realignment to eliminate conflict. At NE corner, no options to modify historic plaza access to Ordway.	2020	To be included in Cleveland Park Streetscape and Drainage Improvement Project.
Bicycle	B1. Bike lane on Porter Street stops short of intersection with Connecticut Avenue.	Extend bike climbing lane from 2501 Porter Street to intersection with Connecticut Avenue.	August 2017	Completed August 2017
Transit	T1. Location of eastbound bus stop on Porter Street is nearside but far from the intersection, leading to conflicts with pedestrians accessing Metro and Park & Shop.	Eliminate slip lane from Quebec Street to Connecticut Avenue and construct pedestrian plaza location for new bus stop.	2020	To be included in Cleveland Park Streetscape and Drainage Improvement Project.

Program Area	Issue	Next Step	Evaluation/ Implementation	Implementation
Vehicle	V1. Eastbound traffic from Porter Street speeds through 30th Street and adjacent alleys due to queuing on approach to intersection with Connecticut Avenue.	Recommended installation of new off-set double yellow centerline and whiteline to create a left turn lane for northbound traffic from Porter. Crosswalk and stopbar pavement markings to be refurbished, as well as new sign installation.	November 2016	Markings and sign installation completed November 2016.
Vehicle	V2. Fire station driveway on Connecticut Avenue is unsignalized.	Conduct signal warrant analysis for fire station driveway.	2020	To be included in Cleveland Park Streetscape and Drainage Improvement Project, with completion by end of 2018.
Vehicle	V3. Carsharing location on the west side of Connecticut Avenue and Ordway Street conflicts with southbound vehicles turning right from Connecticut onto Ordway Street.	Eliminate one Enterprise parking location, and relocate the other to the east side of Connecticut Avenue and Ordway Street.	Winter 2017	Completed February 2017.
Intersection: Wisconsin Avenue, Van Ness Street, and 39th Street NW				
Overall	O1. The circular driveway between Van Ness and 39th St is not in compliance with current DDOT policy.	Driveway and curb cuts should be removed, allowing the temporary diverter on the entrance to 39th St to be made permanent with a concrete curb extension. This will calm traffic and aid pedestrian safety.	Summer 2016	Right of Way Office to work with Taipei Economic and Cultural Representative Office to explore a plan for removal.
Pedestrian	P1. Conflicts between pedestrians and vehicles at circular driveway curb cuts.	Curb cuts should be removed and curb restored.	Summer 2016	Right of Way Office to work with Taipei Economic and Cultural Representative Office to explore a plan for removal.
Pedestrian	P2. The intersection of 39th Street at Wisconsin Avenue lacks a standard crosswalk. This is complicated by the circular driveway curb cut on 39th Street.	A permanent curb extension to reduce pedestrian conflicts on 39th St should be designed and constructed, along with a standard crosswalk.	Fall 2016	Contingent upon driveway and curb cut removal timeframe.
Pedestrian	P3. Turning vehicles were observed conflicting with pedestrians legally in the crosswalk for the intersection of Van Ness Street and Wisconsin Avenue.	Leading pedestrian intervals should be added at the intersection of Van Ness St and Wisconsin Ave.	Winter 2017	Signals team to analyze and implement by spring 2017.
Vehicle	V1. Vehicles entering and exiting the driveway present conflict hazards to vehicles on Van Ness Street and 39th Street.	Driveway and curb cuts should be removed.	Fall 2016	Contingent upon driveway and curb cut removal timeframe.

DDOT Streetcar Spending Plan (FY17-23) based on approved FY18-23 CIP

Funding Type	Activity Description	FY2017	FY2018	FY2019	FY2020	FY2021	FY2022	FY2023	Out Years	Total Cost (17-23)	Total Project Cost
SYSTEMS / ASSET MANAGEMENT											
	Preliminary Engineering (H St)									\$0	\$0
	Design (H St)						\$1,000,000			\$1,000,000	\$1,000,000
	Construction/Asset Management (H St)								\$5,000,000	\$0	\$5,000,000
	Vehicle design (all lines)	\$1,000,000								\$1,000,000	\$1,000,000
	Vehicle purchase (H St)					\$5,000,000	\$10,000,000		\$8,000,000	\$15,000,000	\$23,000,000
	Program Mgt (PMC Contract)	\$2,000,000	\$2,500,000	\$3,000,000	\$3,500,000	\$2,500,000	\$2,500,000			\$16,000,000	\$16,000,000
	Propulsion study		\$500,000							\$500,000	\$500,000
Subtotal		\$3,000,000	\$3,000,000	\$3,000,000	\$3,500,000	\$7,500,000	\$13,500,000	\$0	\$13,000,000	\$33,500,000	\$46,500,000
BENNING EXTENSION										\$0	\$0
	NEPA (Benning)	\$1,000,000								\$1,000,000	\$1,000,000
	Design (Benning)	\$9,000,000	\$7,000,000							\$16,000,000	\$16,000,000
	Streetcar infrastructure construction (Benning)					\$7,000,000	\$26,500,000	\$17,000,000	\$21,500,000	\$50,500,000	\$72,000,000
	Road and bridge construction (Benning)					\$39,500,000	\$30,500,000	\$25,000,000		\$95,000,000	\$95,000,000
	Vehicle purchase (Benning)						\$5,000,000	\$5,000,000	\$10,000,000	\$10,000,000	\$20,000,000
Subtotal		\$10,000,000	\$7,000,000	\$0	\$0	\$46,500,000	\$62,000,000	\$47,000,000	\$31,500,000	\$172,500,000	\$204,000,000
UNION STATION TO GEORGETOWN											
	Design (USGT)					\$6,000,000				\$6,000,000	\$6,000,000
	Streetcar infrastructure construction (USGT)								\$219,000,000	\$0	\$219,000,000
	Road and bridge construction (USGT)								\$100,000,000	\$0	\$100,000,000
	Vehicle purchase (USGT)								\$75,000,000	\$0	\$75,000,000
Subtotal		\$0	\$0	\$0	\$0	\$6,000,000	\$0	\$0	\$394,000,000	\$6,000,000	\$400,000,000
STORAGE AND MAINTENANCE FACILITY											
	NEPA (Maintenance Facility)	\$500,000								\$500,000	\$500,000
	Preliminary Engineering (Maintenance Facility)					\$1,000,000			\$8,500,000	\$1,000,000	\$9,500,000
	ROW and design (Maintenance Facility)								\$5,000,000	\$0	\$5,000,000
	Construction (Maintenance Facility)								\$35,000,000	\$0	\$35,000,000
Subtotal		\$500,000	\$0	\$0	\$0	\$1,000,000	\$0	\$0	\$48,500,000	\$1,500,000	\$50,000,000
Total encumbrances/obligations		\$13,500,000	\$10,000,000	\$3,000,000	\$3,500,000	\$61,000,000	\$75,500,000	\$47,000,000		\$213,500,000	\$700,500,000
Local cash on hand (start)		\$15,000,000	\$1,500,000	\$3,000,000	\$5,000,000	\$1,954,288	\$452,049	\$4,585,343			
Local cash on hand (end)		\$1,500,000	\$3,000,000	\$5,000,000	\$1,954,288	\$452,049	\$4,585,343	\$0			
Council Budget - Final		\$15,000,000	\$11,500,000	\$5,000,000	\$40,000,000	\$50,000,000	\$65,000,000	\$27,000,000		\$213,500,000	
LMTCEC			\$4,564,730	\$5,000,000	\$454,288	\$19,952,049	\$49,585,343	\$27,000,000		\$106,556,410	
STC00A			\$6,935,270		\$39,545,712	\$30,047,951	\$15,414,657			\$91,943,590	