

**GOVERNMENT OF THE DISTRICT OF COLUMBIA  
DEPARTMENT OF CORRECTIONS**



**Office of the Director**

February 7, 2018

The Honorable Charles Allen, Chair  
Committee on the Judiciary and Public Safety  
Council of the District of Columbia  
1350 Pennsylvania Ave. NW, Suite 109  
Washington, DC 20004

Dear Chairman Allen:

Enclosed please find the responses to the Department of Corrections' 2018 performance oversight questions. Should further information be needed, please contact Denise Tolliver, Director of Government Affairs and Strategic Communications, at (202) 671-2053 or via email at [denise.tolliver@dc.gov](mailto:denise.tolliver@dc.gov).

Sincerely,

Quincy L. Booth  
Director

Enclosures

1. ***Please provide a current organizational chart for the agency, including the number of vacant, frozen and filled positions in each division or subdivision. Include the names and titles of all senior personnel and note the date that the information was collected on the chart.***

DOC's organizational chart in the requested format is attached – Attachment 1.

The chart is accurate as of January 22, 2018.

- a. ***Please provide an explanation of the roles and responsibilities for each division and subdivision.***
- b. ***Please provide a narrative explanation of any changes made during the previous year.***

The agency is comprised of the below divisions and subdivisions:

**The Office of the Director:** The Office of the Director provides overall leadership and formulates measurable goals and objectives to carry out the mission and philosophy of the DOC. The Director's Office is responsible for agency performance and management accountability, fiscal matters, legal and regulatory compliance, and legislative matters before the general public, Mayor, Council of the District of Columbia, and the U.S. Congress. The Director's office is supported by an Executive Assistant and a Program Analyst. The Office of the Director consists of:

**a. The Office of the General Counsel (OGC):**

The Office of the General Counsel provides legal advice and guidance to the Director and DOC staff in the performance of their duties. The OGC serves as the primary liaison with the courts and other legal entities. DOC's FOIA Office is a part of the OGC.

**b. The Office of Government Affairs and Strategic Communications:**

This office promotes the formulation and implementation of sound correctional policy by developing and maintaining effective intragovernmental and intergovernmental relationships, expanding public awareness of DOC programs and activities, and fostering development of a positive agency image by engaging the media and external stakeholders in a timely, accurate, respectful, and transparent manner.

**c. The Office of Investigative Services (OIS):**

OIS conducts administrative investigations concerning misconduct of DOC staff, volunteers, and contract employees for violations of DOC policy and/or D.C. Municipal Regulations (DCMR). It also conducts criminal investigations of violations of the DC Criminal Code and the Federal Code by DOC inmates, staff, volunteers, and contractors. The OIS serves as the DOC's liaison with federal, state, county, and local law enforcement agencies to assist when criminal misconduct is identified.

OIS gathers intelligence concerning local, regional, and national gang networks, and maintains a register of both associates and active gang members in the custody of the DOC. It monitors gang violence in the community for possible correlation with retribution violence in facilities. OIS utilizes intelligence reports from local law enforcement databases to assist in investigations. It conducts bi-annual Personnel Security and Suitability Investigations of all agency employees and background clearance investigation of all persons who will have direct contact with inmates and any new applicants for employment. OIS Investigates escapes, abscondences, and all matters pertaining to allegations of sexual abuse or sexual misconduct in accordance with the 2003 Prison Rape Elimination Act (PREA).

The PREA Compliance Office is located within the office of Investigative Services. The PREA Compliance Office ensures training on the Federal Prison Rape Elimination Act is provided for all DOC employees and ensures compliance with USDOJ's strict certification requirements to address

sexual abuse. The PREA Compliance Office monitors compliance with the law at the CDF and Halfway Houses.

**d. The Office of the Deputy Director for Operations (ODDO):**

The Deputy Director for Operations oversees the day-to-day operations that affect the safety, security, and order of facilities. This includes inmates at the Central Detention and Correctional Treatment Facilities as well as arrestees who are supervised at the Central Cell Block. The Office of the Deputy Director for Operations consists of the:

1. Warden, who oversees the day-to-day operations for the DC Jail, the Inmate Transportation Unit, and Central Cell Block;
2. Community Corrections Administration, which oversees operations related to supervision of DOC inmates who are in Halfway Houses and supervises Inmate Work Squads who provide services in the community; and
3. Accreditation & Compliance, which maintains records, facilitates compliance with ACA accreditation standards and processes, and serves as the DOC point of contact for audits.

**e. The Office of the Deputy Director for Programs and Case Management (DDPCM):** The Office of the Deputy Director for Programs and Case Management oversees the provision of programs and services that ensure a safe and humane environment and offers adjustment and rehabilitative opportunities to inmates in DOC custody. It oversees critical inmate records, as well as agency accreditation and compliance functions. The Office of the Deputy Director for Programs and Case Management the Deputy Warden for Programs, who is responsible for Inmate Programs and Services. The core functions of Inmate Programs and Services is to provide services for inmates in the following areas: Reentry Programs; Young Adult Programs; Women's Programs; Juvenile Programs; Education Programs including the DCPL-operated Mobile Library; Residential Substance Abuse Treatment Program (RSAT); Religious & Volunteer Services; Case Management; Work Readiness Program; and Inmate Records.

**f. The Office of the Deputy Director for Professional Development and College and Career Readiness and Special Projects (DDPDCCR):** The Deputy Director for Professional Development and College and Career Readiness and Special Projects oversees the provision of education programs and services that support reentry to inmates in DOC custody; special projects that support the agency's expansion of rehabilitative programs for inmates; and professional development for DOC staff.

**g. The Office of the Deputy Director for Administration (DDA):**

The Deputy Director for Administration oversees ancillary functions that support direct line operations in the D.C. Department of Corrections focusing on the care and custody of inmates. The DDA provides required agency support in an efficient and effective manner. The DDA oversees daily operations for:

1. Strategic Planning and Analysis;
2. Human Resources Management;
3. EEO & Diversity;
4. Procurement;
5. Contract Administration;
6. Information Technology;

7. Engineering Services;
8. Facilities Maintenance;
9. Support Services;
10. Health Services Administration;
11. Federal Billing Unit;
12. Policy & Procedures; and
13. Risk Management.

**h. The Portal of Entry Program Manager:**

The Portal of Entry Program Manager is engaged in the day-to-day planning and preparation for the commencement of operations of the District's Portal of Entry. The Portal of Entry is intended to be a shop that will serve persons reentering the community after release from incarceration and link them to the services and supports necessary to sustain successful reentry. A number of partner agencies and providers will be co-located at the Portal of Entry to provide effective services. This initiative is expected to go live in FY18.

**i. The following changes are reflected on DOC's organizational chart:**

- A Portal of Entry Program Manager position was added to the agency and the position reports to the Director.
- The Office of Government and Public Affairs has been renamed the Office Government Affairs and Strategic Communications.
- The PREA Coordinator previously reported to the Deputy Director of Operations but now reports to the Office of Investigative Services.
- There are now four Deputy Director Offices
  - The Office of the Deputy Director for Management Support has been renamed the Office of the Deputy Director for Administration:
    - The Support Services Division incorporates both Fleet Management and Agency Warehouse Operations. It assumed operation of the DOC Warehouse (previously operated contractually) January 1, 2018.
    - Training no longer reports to the Deputy Director for Administration. Training is now called Professional Development and Learning and reports to the DDPDCCR.
  - The Office of the Deputy Director for Operations now supervises the Community Corrections Administration, and Accreditation and Compliance.
    - The Mailroom and Correctional Surveillance Center now report to the Deputy Director for Operations before reporting to Office of Investigative Services.
  - The Office of the Deputy Director for Programs and Case Management now supervises the Inmate Grievance Process; Social Work; Inmate Programs, except for Career and College Readiness (formerly Education); Case Management; and Inmate Records. The Deputy Director of Operations previously oversaw all of these divisions.

2. Please provide a current Schedule A for the agency which identifies each position by program and activity, with the employee's title/position, salary, fringe benefits, and length of time with the agency. Please note the date that the information was collected. The Schedule A should also indicate if the position is continuing/term/temporary/contract or if it is vacant or frozen. Please separate salary and fringe and indicate whether the position must be filled to comply with federal or local law.

**Department of Corrections (FL0) FY 2018 Schedule A -Filled Positions (as of 01/31/2018)**

Position Nbr	Agency Code	Fiscal Year	Fund	Program Code	Activity Code	Filled, Vacant or Frozen	Position Title	Employee Name	Hire Date	Grade	Step	Salary	Fringe	FTE	Continuing/Term	Filled by Law Y/N
00005935	FL0	2018	0100	1100	100F	Filled	CONTROLLER	Walker,Loretta A	12/7/1987	16	10	176,296.00	52,007.32	1.0	Continuing	N
00006144	FL0	2018	0100	1100	100F	Filled	BUDGET ANALYST	Buchanan,Audrey G	7/29/2013	12	3	80,807.00	23,838.07	1.0	Continuing	N
00006400	FL0	2018	0100	1100	100F	Filled	BUDGET OFFICER	Temple,Eboni	9/27/2004	14	2	106,922.00	31,541.99	1.0	Continuing	N
00007485	FL0	2018	0100	1100	100F	Filled	ACCOUNTING TECH	Henderson,Constance	3/19/2007	9	10	65,711.00	19,384.75	1.0	Continuing	N
00008788	FL0	2018	0100	1100	100F	Filled	Payroll Technician	Harris,Daniella L	2/6/2017	7	6	49,589.00	14,628.76	1.0	Continuing	N
00012401	FL0	2018	0100	1100	100F	Filled	AGENCY FISCAL OFFICER	Hudson-Beckham,Antoinette C	7/10/2005	16	4	159,229.00	46,972.56	1.0	Continuing	N
00012572	FL0	2018	0100	1100	100F	Filled	ACCOUNTANT	Nevers,Sherol L	6/16/2014	9	9	64,081.00	18,903.90	1.0	Continuing	N
00027361	FL0	2018	0100	1100	100F	Filled	ACCOUNTS PAYABLE TECH	Summers,Jacqueline D	1/23/1989	9	10	65,711.00	19,384.75	1.0	Continuing	N
00073147	FL0	2018	0100	1100	100F	Filled	BUDGET ANALYST	Kamara,Delwyn R	9/8/2014		0	97,337.00	28,714.42	1.0	Continuing	N
00091053	FL0	2018	0100	1100	100F	Filled	SENIOR ACCOUNTANT	Felder,Rena M	1/26/2004	13	7	104,521.00	30,833.70	1.0	Continuing	N
00091194	FL0	2018	0100	1100	110F	Filled	ACCOUNTANT	Jobir,Tagay T	5/30/2017	9	1	51,038.00	15,066.21	1.0	Continuing	N
00000895	FL0	2018	0100	1100	1110	Filled	OPERATIONS RESEARCH ANALYST	Richards,Valerie	8/24/2016	14	3	101,927.00	30,068.47	1.0	Continuing	N
00004200	FL0	2018	0100	1100	1110	Filled	Deputy Director for Operations	Patten,Wanda R	12/4/1998	16	0	163,378.00	48,196.51	1.0	Continuing	N
00008951	FL0	2018	0100	1100	1110	Filled	LEGAL INSTRUMENTS EXAMINER	Warner-Mackall,Joyce D	12/7/2007	8	8	61,389.00	18,109.76	1.0	Continuing	N
00009374	FL0	2018	0100	1100	1110	Filled	ADMIN SPEC	Thomas,Sallie D	5/22/2000	13	10	104,423.00	30,804.79	1.0	Continuing	N
00015956	FL0	2018	0100	1100	1110	Filled	LEGAL INSTRUMENTS EXAMINER	Frye Jr.,George	3/9/1992	8	10	64,545.00	19,040.78	1.0	Continuing	N
00016858	FL0	2018	0100	1100	1110	Filled	Supervisory Public Affairs Spc	Tolliver,Denise L	10/16/2017	14	0	119,590.00	35,279.05	1.0	Continuing	N
00025836	FL0	2018	0100	1100	1110	Filled	CORRECTIONAL PROGRAM SPECIALIS	Cromer,Stella R	6/26/1986	11	9	79,903.00	23,571.39	1.0	Continuing	N
00027722	FL0	2018	0100	1100	1110	Filled	Staff Assistant	McKinley,Ann M	12/3/2007	11	5	64,160.00	18,927.20	1.0	Continuing	N
00029056	FL0	2018	0100	1100	1110	Filled	Deputy Director of Management	Stewart-Ponder,Gitana Y	1/12/2015	16	0	163,378.00	48,196.51	1.0	Continuing	N
00032821	FL0	2018	0100	1100	1110	Filled	Contract Administrator	Davenport,Michelle	10/3/1982	12	7	83,443.00	24,615.69	1.0	Continuing	N
00039573	FL0	2018	0100	1100	1110	Filled	Records Info and Privacy Ofc	Obebe,Oluwasegun G	2/14/2011	14	8	117,267.00	34,593.77	1.0	Continuing	N
00042000	FL0	2018	0100	1100	1110	Filled	SUPERVISOR ATTORNEY ADVISOR	Amato,Maria Claudia t	3/2/1992	2	0	181,228.04	53,462.27	1.0	Continuing	N
00042407	FL0	2018	0100	1100	1110	Filled	CORRECTIONAL PROGRAM SPECIALIS	Johnson,La'Shan S	6/25/1991	11	8	77,804.00	22,952.18	1.0	Continuing	N
00042438	FL0	2018	0100	1100	1110	Filled	LEGAL INSTRUMENTS EXAMINER	Payne,Monecia L	8/20/2007	8	7	59,811.00	17,644.25	1.0	Continuing	N
00042442	FL0	2018	0100	1100	1110	Filled	Clerical Assistant	Baker,Michelle Lawan	11/18/1992	7	10	55,462.00	16,361.29	1.0	Continuing	N
00042449	FL0	2018	0100	1100	1110	Filled	LEGAL INSTRUMENTS EXAMINER	Samuels,Tesha F	7/8/2007	8	6	58,233.00	17,178.74	1.0	Continuing	N
00045846	FL0	2018	0100	1100	1110	Filled	Staff Assistant	Washington,Kimberly	2/10/2014	9	4	51,709.00	15,254.16	1.0	Continuing	N
00046257	FL0	2018	0100	1100	1110	Filled	Dir., Dept. of Corrections	Booth,Quincy L	10/4/2004	E5	0	180,081.41	53,124.02	1.0	Continuing	N

### Department of Corrections (FL0) FY 2018 Schedule A -Filled Positions (as of 01/31/2018)

Position Nbr	Agency Code	Fiscal Year	Fund	Program Code	Activity Code	Filled, Vacant or Frozen	Position Title	Employee Name	Hire Date	Grade	Step	Salary	Fringe	FTE	Continuing/T emp/Term	Filled by Law Y/N
00046339	FL0	2018	0100	1100	1110	Filled	Supv Correctional Pgm Spec(FBU)	Phetphongsy,Outhong M	10/7/2013	12	0	91,180.75	26,898.32	1.0	Continuing	N
00051242	FL0	2018	0100	1100	1110	Filled	Program Manager	Goso,Jemea Gebre	1/8/2018	14	0	110,500.00	32,597.50	1.0	Continuing	N
00071674	FL0	2018	0100	1100	1110	Filled	OPERATIONS RESEARCH ANALYST	Phaum,Mark	5/10/2010	14	6	111,131.00	32,783.65	1.0	Continuing	N
00077731	FL0	2018	0100	1100	1110	Filled	IT Specialist	Robinson,Nigel	5/1/2017	11	1	61,491.00	18,139.85	1.0	Continuing	N
00082639	FL0	2018	0100	1100	1110	Filled	Public Affairs Specialist	Gittens,Tamika	10/31/2016	13	2	83,647.00	24,675.87	1.0	Continuing	N
00094685	FL0	2018	0100	1100	1110	Filled	Deputy Director for Programs	Lane,Latoya	8/13/2012	16	0	163,378.00	48,196.51	1.0	Continuing	N
00001865	FL0	2018	0100	1100	1120	Filled	Management Liaison Specialist	Armstrong,Lurendy W	7/2/2012	13	9	101,826.00	30,038.67	1.0	Continuing	N
00008815	FL0	2018	0100	1100	1120	Filled	Management Liaison Specialist	Shell,Denise A	1/18/2011	13	10	104,423.00	30,804.79	1.0	Continuing	N
00008969	FL0	2018	0100	1100	1120	Filled	Correctional Program Specialis	Richardson,JW Braddock	3/28/2009	13	7	96,632.00	28,506.44	1.0	Continuing	N
00009306	FL0	2018	0100	1100	1120	Filled	Clerical Assistant	Sanders,Marian	1/27/1985	6	10	46,317.00	13,663.52	1.0	Continuing	N
00016339	FL0	2018	0100	1100	1120	Filled	Training Specialist	Jones,Ervin Linnell	8/25/2014	11	2	58,679.00	17,310.31	1.0	Continuing	N
00021749	FL0	2018	0100	1100	1120	Filled	MANAGEMENT ANALYST	Washington,Debra L	10/28/1984	11	10	73,295.00	21,622.03	1.0	Continuing	N
00026639	FL0	2018	0100	1100	1120	Filled	LABOR RELATIONS & WORKFORCE	Johnson,Paulette S	6/20/2011	13	9	101,826.00	30,038.67	1.0	Continuing	N
00026804	FL0	2018	0100	1100	1120	Filled	Human Resources Officer II	Townes,Desiree E	8/17/2015	14	0	132,612.50	39,120.69	1.0	Continuing	N
00035414	FL0	2018	0100	1100	1120	Filled	TRAINING ADMINISTRATOR	Gradillas,Ricardo	9/8/2015	14	0	99,657.76	29,399.04	1.0	Continuing	N
00035964	FL0	2018	0100	1100	1120	Filled	Equal Employment Specialist	Martin,Tecora D	3/24/2003	13	6	94,035.00	27,740.33	1.0	Continuing	N
00037792	FL0	2018	0100	1100	1120	Filled	TRAINING MGR	Mundell,Sherris	1/25/2016	13	0	89,244.35	26,327.08	1.0	Continuing	N
00042454	FL0	2018	0100	1100	1120	Filled	Training Specialist	Savage,Cortney	1/9/2017	11	5	64,160.00	18,927.20	1.0	Continuing	N
00045504	FL0	2018	0100	1100	1120	Filled	TRAINING SPECIALIST	Lundy,Harry L.	10/15/2007	12	7	83,443.00	24,615.69	1.0	Continuing	N
00045506	FL0	2018	0100	1100	1120	Filled	TRAINING SPECIALIST	Barr Jr.,Willie J.	10/29/2007	12	7	83,443.00	24,615.69	1.0	Continuing	N
00045507	FL0	2018	0100	1100	1120	Filled	TRAINING SPECIALIST	Dixon,Kent D	10/20/2010	12	7	83,443.00	24,615.69	1.0	Continuing	N
00045800	FL0	2018	0100	1100	1120	Filled	Management Liaison Asst.	Joyner,Annette	7/13/2008	8	10	55,200.00	16,284.00	1.0	Continuing	N
00045802	FL0	2018	0100	1100	1120	Filled	Management Liaison Asst.	Browne Holston,Rita E	7/13/2008	8	10	55,200.00	16,284.00	1.0	Continuing	N
00075397	FL0	2018	0100	1100	1120	Filled	Management Liaison Specialist	Taylor Jones,Rosetta	7/2/2012	12	5	79,077.00	23,327.72	1.0	Continuing	N
00087501	FL0	2018	0100	1100	1120	Filled	CORRECTIONAL OFFICER	Smith,Tanisha S.	6/12/2017	6	1	45,284.00	13,358.78	1.0	Continuing	N
00004489	FL0	2018	0100	1100	1130	Filled	Investigator	Jones,Maury G	12/12/2016	11	5	64,160.00	18,927.20	1.0	Continuing	N
00011760	FL0	2018	0100	1100	1130	Filled	CSC Supervisor	Thomas,Lynnita K	11/4/2013	13	0	86,660.08	25,564.72	1.0	Continuing	N
00025209	FL0	2018	0100	1100	1130	Filled	SUPV CORRECTIONAL OFFICER	Ekwonna,Harrison	6/20/1996	11	0	79,061.77	23,323.22	1.0	Continuing	N
00029051	FL0	2018	0100	1100	1130	Filled	Supv Criminal Investigator (IA	Collins,Benjamin C	2/7/1995	14	1	105,000.00	30,975.00	1.0	Continuing	N
00029139	FL0	2018	0100	1100	1130	Filled	Management and Program Analyst	Williams,Monica	6/30/2014	11	4	62,333.00	18,388.24	1.0	Continuing	N
00032650	FL0	2018	0100	1100	1130	Filled	Audit and Compliance Manager	Robertson,Gloria J	10/15/2013	14	0	99,657.79	29,399.05	1.0	Continuing	N
00034994	FL0	2018	0100	1100	1130	Filled	Clerical Assistant (OA)	King,Shanita Michelle	3/5/2007	5	10	45,195.00	13,332.53	1.0	Continuing	N
00042405	FL0	2018	0100	1100	1130	Filled	SUPV CORRECTIONAL OFFICER	Mcdonald Haynes,Ellen V	3/25/1991	12	0	82,140.00	24,231.30	1.0	Continuing	N

**Department of Corrections (FL0) FY 2018 Schedule A -Filled Positions (as of 01/31/2018)**

Position Nbr	Agency Code	Fiscal Year	Fund	Program Code	Activity Code	Filled, Vacant or Frozen	Position Title	Employee Name	Hire Date	Grade	Step	Salary	Fringe	FTE	Continuing/T emp/Term	Filled by Law Y/N
00042405	FL0	2018	0100	1100	1130	Filled	SUPV CORRECTIONAL OFFICER	Johnson,Laretta	2/1/2017	12	0	84,298.00	24,867.91	1.0	Continuing	N
00042652	FL0	2018	0100	1100	1130	Filled	SUPV CORRECTIONAL OFFICER	Dompierre,Mulet	1/11/2016	12	0	78,134.00	23,049.53	1.0	Continuing	N
00043987	FL0	2018	0100	1100	1130	Filled	CRIMINAL INVEST	Dupar,Darnell	6/29/1992	12	6	81,260.00	23,971.70	1.0	Continuing	N
00075398	FL0	2018	0100	1100	1130	Filled	Risk Management Specialist	Ogunshakin,Edson A	7/31/2006	13	10	104,423.00	30,804.79	1.0	Continuing	N
00078360	FL0	2018	0100	1100	1130	Filled	Program Analyst	Weaver,Zachary Djon	10/2/2009	14	5	108,063.00	31,878.59	1.0	Continuing	N
00088650	FL0	2018	0100	1100	1130	Filled	Investigator	Williams,Cynthia	2/26/1990	11	9	71,468.00	21,083.06	1.0	Continuing	N
00088651	FL0	2018	0100	1100	1130	Filled	Investigator	Hobbs,Jimmy R	9/9/1993	11	9	71,468.00	21,083.06	1.0	Continuing	N
00088652	FL0	2018	0100	1100	1130	Filled	Investigator	Hill,Joseph H	10/26/2009	11	7	67,814.00	20,005.13	1.0	Continuing	N
00090859	FL0	2018	0100	1100	1130	Filled	CRIMINAL INVEST	Foreman,Gary	3/9/2015	12	2	72,528.00	21,395.76	1.0	Continuing	N
00002735	FL0	2018	0100	1100	1145	Filled	Supervisory IT Specialist	Hsu,Peilung	10/23/2000	14	0	132,219.97	39,004.89	1.0	Continuing	N
00003711	FL0	2018	0100	1100	1145	Filled	CORRECTIONAL OFFICER	Crump,Khalid	9/12/2016	6	2	46,485.00	13,713.08	1.0	Continuing	N
00005538	FL0	2018	0100	1100	1145	Filled	Supervisory General Engineer	Suthar,Tejash Hemantkumar	6/10/2007	15	0	132,744.47	39,159.62	1.0	Continuing	N
00013628	FL0	2018	0100	1100	1145	Filled	INDUSTRIAL ENGINEER	Nagori,Binit V	5/20/2013	14	7	114,199.00	33,688.71	1.0	Continuing	N
00023423	FL0	2018	0100	1100	1145	Filled	IT Specialist	Lusk,Stravos K	9/24/2012	11	1	61,491.00	18,139.85	1.0	Continuing	N
00032420	FL0	2018	0100	1100	1145	Filled	IT Spec (Application Software)	Wang,Xusheng	11/30/2015	13	10	112,956.00	33,322.02	1.0	Continuing	N
00035374	FL0	2018	0100	1100	1145	Filled	Information Technology Spec.	Ware II,Larry M	1/28/2013	12	4	83,168.00	24,534.56	1.0	Continuing	N
00071355	FL0	2018	0100	1100	1145	Filled	Info. Tech. Spec. (Network)	Shaw,Bryan Leavern	11/17/2014	12	2	78,444.00	23,140.98	1.0	Continuing	N
00071654	FL0	2018	0100	1100	1145	Filled	Information Technology Spec.	Guess,Eric Andrew	5/10/2010	12	1	76,082.00	22,444.19	1.0	Continuing	N
00071656	FL0	2018	0100	1100	1145	Filled	Industrial Engineer	Shivamallu,Rohit	12/2/2013	13	5	91,438.00	26,974.21	1.0	Continuing	N
00071658	FL0	2018	0100	1100	1145	Filled	IT Spec. Database Mgmt.)	McCloskey,Karen	2/11/2013	14	7	123,519.00	36,438.11	1.0	Continuing	N
00071660	FL0	2018	0100	1100	1145	Filled	CORRECTIONAL OFFICER	Lisonge,William N	5/1/2017	6	1	45,284.00	13,358.78	1.0	Continuing	N
00071661	FL0	2018	0100	1100	1145	Filled	IT Specialist (Network)	Ramirez,Michel O	5/10/2010	14	3	110,243.00	32,521.69	1.0	Continuing	N
00071662	FL0	2018	0100	1100	1145	Filled	IT Specialist (Applic. Softwar	Mittal,Manish	7/19/2010	14	4	113,562.00	33,500.79	1.0	Continuing	N
00071687	FL0	2018	0100	1100	1145	Filled	IT Specialist (Network)	Rehani,Rajiv	7/19/2010	14	7	123,519.00	36,438.11	1.0	Continuing	N
00071692	FL0	2018	0100	1100	1145	Filled	Information Technology Spec.	Harris,Tasheanna T	6/7/2010	12	7	90,254.00	26,624.93	1.0	Continuing	N
00009501	FL0	2018	0100	1100	1150	Filled	CORRECTIONAL OFFICER	Rogers,Tonya M	2/1/2010	8	5	59,217.00	17,469.02	1.0	Continuing	N
00023018	FL0	2018	0100	1100	1150	Filled	CORRECTIONAL OFFICER	Fortune,Andre B	7/2/1991	8	10	66,742.00	19,688.89	0.2	Continuing	N
00026315	FL0	2018	0100	1100	1150	Filled	MATERIALS HANDLER	Nelson Jr.,Dennis B	7/4/1988	4	10	49,171.20	14,505.50	1.0	Continuing	N
00033118	FL0	2018	0100	1100	1150	Filled	Supvy Contract Administrator	Byrd-Gregory,Trina	8/24/2015	14	0	116,699.00	34,426.21	1.0	Continuing	N
00041371	FL0	2018	0100	1100	1150	Filled	Automotive Worker	Allen Jr.,William W	9/5/2006	9	10	65,873.60	19,432.71	1.0	Continuing	N
00082340	FL0	2018	0100	1100	1150	Filled	Support Services Supervisor	Lample,George W	10/7/2013	13	0	103,991.00	30,677.35	1.0	Continuing	N

**Department of Corrections (FL0) FY 2018 Schedule A -Filled Positions (as of 01/31/2018)**

Position Nbr	Agency Code	Fiscal Year	Fund	Program Code	Activity Code	Filled, Vacant or Frozen	Position Title	Employee Name	Hire Date	Grade	Step	Salary	Fringe	FTE	Continuing/T emp/Term	Filled by Law Y/N
00002128	FLO	2018	0100	1100	1160	Filled	CORRECTIONAL OFFICER	White,Charles T	9/24/2012	8	4	57,712.00	17,025.04	1.0	Continuing	N
00002340	FLO	2018	0100	1100	1160	Filled	Electrician Foreman	Murphy Sr.,Donald F	7/31/2009	10	10	72,924.80	21,512.82	1.0	Continuing	N
00006749	FLO	2018	0100	1100	1160	Filled	PIPEFITTER	Shields,Donte T	7/28/2009	9	8	62,379.20	18,401.86	1.0	Continuing	N
00008209	FLO	2018	0100	1100	1160	Filled	SUPV CORRECTIONAL OFFICER	Marr,Sheila T	5/29/1991	11	0	77,208.06	22,776.38	1.0	Continuing	N
00009161	FLO	2018	0100	1100	1160	Filled	Plumber/Pipefitter Foreman	Stallard,Gregory L	7/31/2009	10	10	72,924.80	21,512.82	1.0	Continuing	N
00009687	FLO	2018	0100	1100	1160	Filled	PAINTER	Resper,George A	10/13/2009	8	6	56,035.20	16,530.38	1.0	Continuing	N
00010016	FLO	2018	0100	1100	1160	Filled	CORRECTIONAL OFFICER	Rose,Marsha A	10/1/1984	8	10	66,742.00	19,688.89	1.0	Continuing	N
00010246	FLO	2018	0100	1100	1160	Filled	CORRECTIONAL OFFICER	Nyemah,Tealar	8/7/2017	6	0	45,284.00	13,358.78	1.0	Continuing	N
00011506	FLO	2018	0100	1100	1160	Filled	Masonry Worker	Bray Jr.,Melvin A.	12/30/2013	8	5	54,392.00	16,045.64	1.0	Continuing	N
00012150	FLO	2018	0100	1100	1160	Filled	Supvy Facility Opr Spec	Lacy,Bobby J	3/3/2008	14	0	115,000.00	33,925.00	1.0	Continuing	N
00014771	FLO	2018	0100	1100	1160	Filled	AC Equipment Mechanic	Salazar,Raul A	5/10/2010	9	7	60,632.00	17,886.44	1.0	Continuing	N
00015388	FLO	2018	0100	1100	1160	Filled	Door Systems Mechanic	Watts,Jeffrey G	2/1/2010	9	10	65,873.60	19,432.71	1.0	Continuing	N
00016219	FLO	2018	0100	1100	1160	Filled	Locksmith	Lyons,Christopher P.	7/28/2009	9	10	65,873.60	19,432.71	1.0	Continuing	N
00018036	FLO	2018	0100	1100	1160	Filled	AC Equip. Mechanic Foreman	Williams,Albert J	6/4/2012	10	6	61,900.80	18,260.74	1.0	Continuing	N
00019206	FLO	2018	0100	1100	1160	Filled	CORRECTIONAL OFFICER - LEAD	Saunders,Necole K	8/30/2010	9	4	63,540.00	18,744.30	1.0	Continuing	N
00019717	FLO	2018	0100	1100	1160	Filled	Electrician	Elerian,Taiseer	6/18/2012	9	7	60,632.00	17,886.44	1.0	Continuing	N
00022749	FLO	2018	0100	1100	1160	Filled	CORRECTIONAL OFFICER	Best,Dennis J	7/22/1987	8	10	66,742.00	19,688.89	1.0	Continuing	N
00025775	FLO	2018	0100	1100	1160	Filled	CORRECTIONAL OFFICER	Roots,Darrell L	6/6/1988	8	10	66,742.00	19,688.89	1.0	Continuing	N
00026116	FLO	2018	0100	1100	1160	Filled	AC Equip. Mechanic Foreman	Johnson,Walter R	9/21/2009	10	10	72,924.80	21,512.82	1.0	Continuing	N
00027699	FLO	2018	0100	1100	1160	Filled	Welder	Wade,Alvin	4/12/1991	9	7	60,632.00	17,886.44	1.0	Continuing	N
00032413	FLO	2018	0100	1100	1160	Filled	CORRECTIONAL OFFICER	Taylor,Dwayne D	7/17/1997	8	10	66,742.00	19,688.89	1.0	Continuing	N
00033312	FLO	2018	0100	1100	1160	Filled	CORRECTIONAL OFFICER	Murray,Reynold S	7/31/1993	8	10	66,742.00	19,688.89	1.0	Continuing	N
00033401	FLO	2018	0100	1100	1160	Filled	CORRECTIONAL OFFICER	Makins,Carlette	2/10/1994	8	10	66,742.00	19,688.89	1.0	Continuing	N
00033768	FLO	2018	0100	1100	1160	Filled	CORRECTIONAL OFFICER	Hinton,Lowanda	1/30/2012	8	10	66,742.00	19,688.89	1.0	Continuing	N
00035212	FLO	2018	0100	1100	1160	Filled	Electronics Mechanic	Dailey,Brian L.	7/29/2013	10	5	60,070.40	17,720.77	1.0	Continuing	N
00036062	FLO	2018	0100	1100	1160	Filled	Plumber/Pipefitter	Wiggins,Mallie L	11/23/2009	9	10	65,873.60	19,432.71	1.0	Continuing	N
00042447	FLO	2018	0100	1100	1160	Filled	Computerized Maintenance Syste	Boyd,Gwendolyn	8/2/2010	9	5	57,559.00	16,979.91	1.0	Continuing	N
00044237	FLO	2018	0100	1100	1160	Filled	Plumber/Pipefitter	Newman II,James R	4/23/2012	9	6	58,884.80	17,371.02	1.0	Continuing	N
00044239	FLO	2018	0100	1100	1160	Filled	Electrician	Hammond,David L	10/21/2013	9	6	58,884.80	17,371.02	1.0	Continuing	N
00044425	FLO	2018	0100	1100	1160	Filled	CORRECTIONAL TREATMENT SPEC	McNeil,Jessica L	5/30/2017	9	1	53,879.00	15,894.31	1.0	Continuing	N



**Department of Corrections (FL0) FY 2018 Schedule A -Filled Positions (as of 01/31/2018)**

Position Nbr	Agency Code	Fiscal Year	Fund	Program Code	Activity Code	Filled, Vacant or Frozen	Position Title	Employee Name	Hire Date	Grade	Step	Salary	Fringe	FTE	Continuing/T emp/Term	Filled by Law Y/N
00002940	FLO	2018	0100	2500	2510	Filled	CORRECTIONAL OFFICER - LEAD	Fountain,Keith O	6/17/1991	9	10	73,512.00	21,686.04	1.0	Continuing	N
00006948	FLO	2018	0100	2500	2510	Filled	CORRECTIONAL OFFICER	Jameson,Carl W	11/9/1987	8	10	66,742.00	19,688.89	1.0	Continuing	N
00009570	FLO	2018	0100	2500	2510	Filled	CORRECTIONAL OFFICER	Brooks,Brenda M	8/15/2011	8	8	63,732.00	18,800.94	1.0	Continuing	N
00010019	FLO	2018	0100	2500	2510	Filled	CORRECTIONAL OFFICER	Mbarah,Chidiebere H	5/4/2015	7	3	50,968.00	15,035.56	1.0	Continuing	N
00010113	FLO	2018	0100	2500	2510	Filled	CORRECTIONAL OFFICER	Long Jr.,John W	3/25/1990	8	10	66,742.00	19,688.89	1.0	Continuing	N
00010327	FLO	2018	0100	2500	2510	Filled	CORRECTIONAL OFFICER	Lewis,Julian B	3/5/2007	8	7	62,227.00	18,356.97	1.0	Continuing	N
00011225	FLO	2018	0100	2500	2510	Filled	CORRECTIONAL OFFICER	Hudson,Arnold E	3/25/1991	8	10	66,742.00	19,688.89	1.0	Continuing	N
00016231	FLO	2018	0100	2500	2510	Filled	Contract Administrator	Johnson-Dunklin,Kashonda L	4/28/2008	12	3	74,711.00	22,039.75	1.0	Continuing	N
00016744	FLO	2018	0100	2500	2510	Filled	CORRECTIONAL OFFICER	Walker,Glennard V	11/13/1986	8	10	66,742.00	19,688.89	1.0	Continuing	N
00017103	FLO	2018	0100	2500	2510	Filled	CORRECTIONAL OFFICER	Ray,Deborah J	9/24/2007	8	7	62,227.00	18,356.97	1.0	Continuing	N
00017131	FLO	2018	0100	2500	2510	Filled	CORRECTIONAL OFFICER	Archer,Ron W	5/7/1990	8	10	66,742.00	19,688.89	1.0	Continuing	N
00020972	FLO	2018	0100	2500	2510	Filled	CORRECTIONAL OFFICER	HALL,ROSALYN	1/14/2013	8	4	57,712.00	17,025.04	1.0	Continuing	N
00025126	FLO	2018	0100	2500	2510	Filled	MAIL CLERK	Allen,Bobby D	8/22/2005	5	8	50,485.00	14,893.08	1.0	Continuing	N
00026476	FLO	2018	0100	2500	2510	Filled	CORRECTIONAL OFFICER	Alaguitouni,Abdou	5/1/2017	6	1	45,284.00	13,358.78	1.0	Continuing	N
00026558	FLO	2018	0100	2500	2510	Filled	CORRECTIONAL OFFICER - LEAD	Savoy,Sherry L	3/28/1987	9	10	73,512.00	21,686.04	1.0	Continuing	N
00029132	FLO	2018	0100	2500	2510	Filled	CLERICAL ASSISTANT	Marierose,Alicia M	3/5/2007	5	8	42,799.00	12,625.71	1.0	Continuing	N
00032967	FLO	2018	0100	2500	2510	Filled	LEAD CORRECTIONAL OFC	Shand,Leroy A	3/28/1988	9	10	73,512.00	21,686.04	1.0	Continuing	N
00083429	FLO	2018	0100	2500	2510	Filled	CORRECTIONAL OFFICER - LEAD	Johnson,Jiles	2/10/2011	9	10	73,512.00	21,686.04	1.0	Continuing	N
00000759	FLO	2018	0100	2500	2520	Filled	CORRECTIONAL TREATMENT SPEC	Vactor,Elbonny S	1/12/2016	11	3	67,309.00	19,856.16	1.0	Continuing	N
00001696	FLO	2018	0100	2500	2520	Filled	CORRECTIONAL OFFICER	Mills,Jermaine B	9/24/2012	8	4	57,712.00	17,025.04	1.0	Continuing	N
00001719	FLO	2018	0100	2500	2520	Filled	CORRECTIONAL TREATMENT SPEC	Gaines,Tia R	8/17/2009	11	5	71,507.00	21,094.57	1.0	Continuing	N
00002847	FLO	2018	0100	2500	2520	Filled	Security Guard	Moon,Jibri	12/17/2012	5	5	36,247.00	10,692.87	1.0	Continuing	N
00002917	FLO	2018	0100	2500	2520	Filled	Correctional Treatment Spec	Robeson,Tamira D	11/13/2007	11	6	73,606.00	21,713.77	1.0	Continuing	N
00003253	FLO	2018	0100	2500	2520	Filled	CORRECTIONAL OFFICER	Queen,Patrick	4/8/2013	8	4	57,712.00	17,025.04	1.0	Continuing	N
00004649	FLO	2018	0100	2500	2520	Filled	Correctional Treatment Spec (R	Washington Weaver,Linda E	10/6/2014	12	4	83,186.00	24,539.87	1.0	Continuing	N
00004693	FLO	2018	0100	2500	2520	Filled	CORRECTIONAL TREATMENT SPEC	Myrick Jr.,John J.	3/5/2007	11	6	73,606.00	21,713.77	1.0	Continuing	N
00006042	FLO	2018	0100	2500	2520	Filled	CORRECTIONAL TREATMENT SPEC	Reavis Tyler,Bridget A	8/4/1984	11	9	79,903.00	23,571.39	1.0	Continuing	N
00006940	FLO	2018	0100	2500	2520	Filled	Clerical Assistant	Patten,Sabrina	3/23/2015	7	3	45,186.00	13,329.87	1.0	Continuing	N
00007715	FLO	2018	0100	2500	2520	Filled	CORRECTIONAL TREATMENT SPEC	Denton,Cuthbert D	5/26/1986	11	10	82,002.00	24,190.59	1.0	Continuing	N
00008631	FLO	2018	0100	2500	2520	Filled	CORRECTIONAL OFFICER	Olawayin,Olakunle	7/25/2016	6	2	46,485.00	13,713.08	1.0	Continuing	N

**Department of Corrections (FL0) FY 2018 Schedule A -Filled Positions (as of 01/31/2018)**

Position Nbr	Agency Code	Fiscal Year	Fund	Program Code	Activity Code	Filled, Vacant or Frozen	Position Title	Employee Name	Hire Date	Grade	Step	Salary	Fringe	FTE	Continuing/T emp/Term	Filled by Law Y/N
00009116	FLO	2018	0100	2500	2520	Filled	CORRECTIONAL TREATMENT SPEC	Gbarayor,Kenneth	6/12/2017	9	4	59,102.00	17,435.09	1.0	Continuing	N
00009199	FLO	2018	0100	2500	2520	Filled	CORRECTIONAL OFFICER - LEAD	Williams Jr.,James O.	3/5/2007	9	6	66,864.00	19,724.88	1.0	Continuing	N
00009406	FLO	2018	0100	2500	2520	Filled	CORRECTIONAL TREATMENT SPEC	Sykes,Lynette L	1/11/2016	11	3	67,309.00	19,856.16	1.0	Continuing	N
00009474	FLO	2018	0100	2500	2520	Filled	CORRECTIONAL TREATMENT SPEC	Parker,Andrea	10/19/2015	9	5	60,843.00	17,948.69	1.0	Continuing	N
00009599	FLO	2018	0100	2500	2520	Filled	CORRECTIONAL INSTITUTION ADMN	Jones,Michele	5/15/2017	14	0	125,000.00	36,875.00	1.0	Continuing	N
00009757	FLO	2018	0100	2500	2520	Filled	Social Worker	Palmer,Leslie L	10/6/2014	12	6	87,892.00	25,928.14	1.0	Continuing	N
00009960	FLO	2018	0100	2500	2520	Filled	CORRECTIONAL OFFICER	Walston,Edward C	11/16/2015	7	2	49,608.00	14,634.36	1.0	Continuing	N
00010279	FLO	2018	0100	2500	2520	Filled	CORRECTIONAL TREATMENT SPEC	Hawkins,Winifred A	10/9/1990	11	9	79,903.00	23,571.39	1.0	Continuing	N
00011008	FLO	2018	0100	2500	2520	Filled	LEAD CORRECTIONAL OFC	Graham II,Donald R	9/25/2006	9	6	66,864.00	19,724.88	1.0	Continuing	N
00011314	FLO	2018	0100	2500	2520	Filled	CORRECTIONAL TREATMENT SPEC	Wogu,Uzorchii J	8/8/2005	11	10	82,002.00	24,190.59	1.0	Continuing	N
00011576	FLO	2018	0100	2500	2520	Filled	CORRECTIONAL OFFICER	Nwaizugbo,Livinus E	3/9/2015	7	3	50,968.00	15,035.56	1.0	Continuing	N
00012649	FLO	2018	0100	2500	2520	Filled	CORRECTIONAL TREATMENT SPEC	Mack,Bobbie L	1/23/2002	11	4	69,408.00	20,475.36	1.0	Continuing	N
00012812	FLO	2018	0100	2500	2520	Filled	CORRECTIONAL OFFICER - LEAD	Amegnan,Kokouvi Momo	8/30/2010	9	4	63,540.00	18,744.30	1.0	Continuing	N
00012822	FLO	2018	0100	2500	2520	Filled	Correct Prog Spec (PREA)	Harrington,Cicily	1/13/2014	13	0	90,338.00	26,649.71	1.0	Continuing	N
00013478	FLO	2018	0100	2500	2520	Filled	CORRECTIONAL OFFICER - LEAD	Kinsey III,Goldman	10/13/1987	9	10	73,512.00	21,686.04	1.0	Continuing	N
00013510	FLO	2018	0100	2500	2520	Filled	CORRECTIONAL OFFICER	Moseley,Sherrie L	4/17/2007	8	7	62,227.00	18,356.97	1.0	Continuing	N
00014516	FLO	2018	0100	2500	2520	Filled	Correct. Prog Spec (Vol. Svcs)	Greene,Linda E	6/18/2012	11	10	73,295.00	21,622.03	1.0	Continuing	N
00015544	FLO	2018	0100	2500	2520	Filled	CORRECTIONAL OFFICER	Barreto,Manuel A	10/26/2009	8	5	59,217.00	17,469.02	1.0	Continuing	N
00016714	FLO	2018	0100	2500	2520	Filled	Correctional Prog. Spec. (WPC)	Link,Tameka Y	8/24/2015	12	1	70,345.00	20,751.78	1.0	Continuing	N
00016795	FLO	2018	0100	2500	2520	Filled	LIBRARY TECHNICIAN	Thompson,Nora	5/17/2004	5	9	51,632.00	15,231.44	1.0	Continuing	N
00020082	FLO	2018	0100	2500	2520	Filled	Correctional Treatment Spec (R	Dikoh,Francis M	10/26/2009	12	6	88,230.00	26,027.85	1.0	Continuing	N
00020165	FLO	2018	0100	2500	2520	Filled	CORRECTIONAL TREATMENT SPEC	Davis,Anthony L	7/27/2015	11	5	71,507.00	21,094.57	1.0	Continuing	N
00022574	FLO	2018	0100	2500	2520	Filled	Clerical Assistant (OA)	Capers,Theresa	2/7/1995	5	10	52,779.00	15,569.81	1.0	Continuing	N
00023284	FLO	2018	0100	2500	2520	Filled	CORRECTIONAL OFFICER	Corbie,Rochelle H	12/11/2006	8	7	62,227.00	18,356.97	1.0	Continuing	N
00025035	FLO	2018	0100	2500	2520	Filled	Special Assistant	Wesley,LaToya Y	1/9/2017	13	0	103,262.00	30,462.29	1.0	Continuing	N
00025200	FLO	2018	0100	2500	2520	Filled	CORRECTIONAL OFFICER	Cornejo,Jessica T	5/5/2014	8	3	56,207.00	16,581.07	1.0	Continuing	N
00025261	FLO	2018	0100	2500	2520	Filled	CORRECTIONAL TREATMENT SPEC	Elias-Cueto,Sonia C	8/31/2009	11	5	71,507.00	21,094.57	1.0	Continuing	N
00025605	FLO	2018	0100	2500	2520	Filled	CORRECTIONAL TREATMENT SPEC	Simms,Katrina L.	6/12/2017	9	4	59,102.00	17,435.09	1.0	Continuing	N
00025767	FLO	2018	0100	2500	2520	Filled	CORRECTIONAL OFFICER	Ayoola,Abayomi A	8/10/2015	7	2	49,608.00	14,634.36	1.0	Continuing	N
00026138	FLO	2018	0100	2500	2520	Filled	CORRECTIONAL OFFICER	Dunn,Swanda R	7/28/1990	8	10	66,742.00	19,688.89	1.0	Continuing	N

**Department of Corrections (FL0) FY 2018 Schedule A -Filled Positions (as of 01/31/2018)**

Position Nbr	Agency Code	Fiscal Year	Fund	Program Code	Activity Code	Filled, Vacant or Frozen	Position Title	Employee Name	Hire Date	Grade	Step	Salary	Fringe	FTE	Continuing/T emp/Term	Filled by Law Y/N
00026172	FLO	2018	0100	2500	2520	Filled	SUPV CORRECTIONAL OFFICER	Armstrong Jr.,John M	11/19/2012	11	0	80,464.88	23,737.14	1.0	Continuing	N
00026943	FLO	2018	0100	2500	2520	Filled	CORRECTIONAL OFFICER	Pugh,Antoine J	2/1/2010	8	5	59,217.00	17,469.02	1.0	Continuing	N
00029043	FLO	2018	0100	2500	2520	Filled	TEACHER	Chichester,Andrea B	1/11/2016	11	7	67,814.00	20,005.13	1.0	Continuing	N
00032629	FLO	2018	0100	2500	2520	Filled	CORRECTIONAL OFFICER	Smith,Antionette	8/19/1983	8	10	66,742.00	19,688.89	1.0	Continuing	N
00032790	FLO	2018	0100	2500	2520	Filled	CORRECTIONAL OFFICER	Fahnbulleh,Julius B	8/7/2017	6	1	45,284.00	13,358.78	1.0	Continuing	N
00032846	FLO	2018	0100	2500	2520	Filled	Clerical Assistant	Golson,Cynthia A	6/3/2013	6	5	43,444.00	12,815.98	1.0	Continuing	N
00033465	FLO	2018	0100	2500	2520	Filled	Correctional Treatment Spec (R	Agbebakun,Folajomi O	2/28/2011	12	5	85,708.00	25,283.86	1.0	Continuing	N
00033851	FLO	2018	0100	2500	2520	Filled	CORRECTIONAL OFFICER	Hunt,Ronald A	8/6/2007	8	7	62,227.00	18,356.97	1.0	Continuing	N
00039473	FLO	2018	0100	2500	2520	Filled	CORRECTIONAL TREATMENT SPEC	Ihezue,Rex O	12/26/2006	11	8	77,804.00	22,952.18	1.0	Continuing	N
00042471	FLO	2018	0100	2500	2520	Filled	CORRECTIONAL TREATMENT SPEC	Brown,Vanya K	10/7/2002	11	8	77,804.00	22,952.18	1.0	Continuing	N
00042474	FLO	2018	0100	2500	2520	Filled	Correctional Treatment Spec (R	Ellerbe,Taleisha	3/21/2016	12	3	80,664.00	23,795.88	1.0	Continuing	N
00042475	FLO	2018	0100	2500	2520	Filled	CORRECTIONAL TREATMENT SPEC	Graves,Jimmy H	10/25/1989	11	10	82,002.00	24,190.59	1.0	Continuing	N
00042476	FLO	2018	0100	2500	2520	Filled	CORRECTIONAL TREATMENT SPEC	Culbreth Brooks,Keisha	8/7/2017	9	2	55,620.00	16,407.90	1.0	Continuing	N
00044236	FLO	2018	0100	2500	2520	Filled	CORRECTIONAL TREATMENT SPEC	Marshall,Sheila	7/23/2007	11	7	75,705.00	22,332.98	1.0	Continuing	N
00045444	FLO	2018	0100	2500	2520	Filled	CORRECTIONAL OFFICER	Dyson,Anthony D	9/25/2006	8	10	66,742.00	19,688.89	1.0	Continuing	N
00045909	FLO	2018	0100	2500	2520	Filled	CORRECTIONAL TREATMENT SPEC	Greene Jr.,Robert L	3/3/2009	11	5	71,507.00	21,094.57	1.0	Continuing	N
00046341	FLO	2018	0100	2500	2520	Filled	Program Manager	Chapman,Clinique M.	9/18/2017	14	0	122,000.00	35,990.00	1.0	Continuing	N
00046629	FLO	2018	0100	2500	2520	Filled	Correctional Treatment Spec (R	Garrett-Herndon,Tracye	12/17/2012	12	5	85,708.00	25,283.86	1.0	Continuing	N
00051413	FLO	2018	0100	2500	2520	Filled	Supv Correctional Treatment Sp	Voss,Catherine	11/3/2014	13	0	91,025.22	26,852.44	1.0	Continuing	N
00082536	FLO	2018	0100	2500	2520	Filled	Correctional Treatment Spec	Towler,Tameika	1/25/2016	11	3	67,309.00	19,856.16	1.0	Continuing	N
00091268	FLO	2018	0100	2500	2520	Filled	Special Assistant	Ponder,Gizele Richards	8/7/2006	13	0	121,323.00	35,790.29	1.0	Continuing	N
00093896	FLO	2018	0100	2500	2520	Filled	CORRECTIONAL INSTITUTION ADMN	Landerkin,Kathleen Jo	1/8/2018	14	0	125,000.00	36,875.00	1.0	Continuing	N
00003331	FLO	2018	0100	2500	2530	Filled	CORRECTIONAL OFFICER - LEAD	Datcher,Larry	10/7/1991	9	10	73,512.00	21,686.04	1.0	Continuing	N
00007713	FLO	2018	0100	2500	2530	Filled	CORRECTIONAL OFFICER - LEAD	Mack,Raquel E	8/18/2008	9	5	65,202.00	19,234.59	1.0	Continuing	N
00008001	FLO	2018	0100	2500	2530	Filled	Medical Officer (Administratio	Mynett,Beth A.J.	6/3/2013	11	0	210,058.20	61,967.17	1.0	Continuing	N
00008232	FLO	2018	0100	2500	2530	Filled	Health System Specialist	Jones,Elton B	10/21/2013	13	5	91,438.00	26,974.21	1.0	Continuing	N
00008805	FLO	2018	0100	2500	2530	Filled	CORRECTIONAL OFFICER	Banjoko,Olawale O	5/5/2014	8	3	56,207.00	16,581.07	1.0	Continuing	N
00010342	FLO	2018	0100	2500	2530	Filled	CORRECTIONAL OFFICER	Antwine,Sharmaine A	1/25/2016	7	2	49,608.00	14,634.36	1.0	Continuing	N
00010553	FLO	2018	0100	2500	2530	Filled	CORRECTIONAL OFFICER	Simms,Donald M	8/30/2008	8	10	66,742.00	19,688.89	1.0	Continuing	N
00012015	FLO	2018	0100	2500	2530	Filled	CORRECTIONAL OFFICER	Benson,Oluwakayode O	11/16/2015	7	2	49,608.00	14,634.36	1.0	Continuing	N
00012723	FLO	2018	0100	2500	2530	Filled	CORRECTIONAL OFFICER	NGAAJE,MDN EPIE	6/13/2016	7	2	49,608.00	14,634.36	1.0	Continuing	N

**Department of Corrections (FL0) FY 2018 Schedule A -Filled Positions (as of 01/31/2018)**

Position Nbr	Agency Code	Fiscal Year	Fund	Program Code	Activity Code	Filled, Vacant or Frozen	Position Title	Employee Name	Hire Date	Grade	Step	Salary	Fringe	FTE	Continuing/T emp/Term	Filled by Law Y/N
00015682	FL0	2018	0100	2500	2530	Filled	CORRECTIONAL OFFICER	Smith,Alfreda M	6/7/1992	8	10	66,742.00	19,688.89	1.0	Continuing	N
00016586	FL0	2018	0100	2500	2530	Filled	CORRECTIONAL OFFICER	Jones,Landle	4/18/2016	7	2	49,608.00	14,634.36	1.0	Continuing	N
00018034	FL0	2018	0100	2500	2530	Filled	CORRECTIONAL OFFICER	Thompson,Jemasine	1/29/1990	8	10	66,742.00	19,688.89	1.0	Continuing	N
00018189	FL0	2018	0100	2500	2530	Filled	CORRECTIONAL OFFICER - LEAD	Chase,Pamela A	2/4/1985	9	10	73,512.00	21,686.04	1.0	Continuing	N
00018265	FL0	2018	0100	2500	2530	Filled	CORRECTIONAL OFFICER	Campbell,Inga P	12/21/1988	8	10	66,742.00	19,688.89	1.0	Continuing	N
00018460	FL0	2018	0100	2500	2530	Filled	CORRECTIONAL OFFICER	Jackson,William J	3/2/1987	8	10	66,742.00	19,688.89	1.0	Continuing	N
00022073	FL0	2018	0100	2500	2530	Filled	CORRECTIONAL OFFICER	Miles,James R	4/24/1989	8	10	66,742.00	19,688.89	1.0	Continuing	N
00022132	FL0	2018	0100	2500	2530	Filled	CORRECTIONAL OFFICER - LEAD	Balough,Jeffery M	10/29/2007	9	6	66,864.00	19,724.88	1.0	Continuing	N
00022370	FL0	2018	0100	2500	2530	Filled	CORRECTIONAL OFFICER	Olarinde,Darlene F	9/30/1985	8	10	66,742.00	19,688.89	1.0	Continuing	N
00024321	FL0	2018	0100	2500	2530	Filled	CORRECTIONAL OFFICER	Babalola,Akintayo A	8/22/2016	6	2	46,485.00	13,713.08	1.0	Continuing	N
00025787	FL0	2018	0100	2500	2530	Filled	CORRECTIONAL OFFICER - LEAD	Wortham,Donnise Y	8/18/2008	9	5	65,202.00	19,234.59	1.0	Continuing	N
00025801	FL0	2018	0100	2500	2530	Filled	CORRECTIONAL OFFICER - LEAD	Faminu,Adeniran E	9/13/2010	9	4	63,540.00	18,744.30	1.0	Continuing	N
00027655	FL0	2018	0100	2500	2530	Filled	CORRECTIONAL OFFICER	Duncan,Maria F	5/8/1991	8	10	66,742.00	19,688.89	1.0	Continuing	N
00032519	FL0	2018	0100	2500	2530	Filled	CORRECTIONAL OFFICER	Montgomery,Janice R	12/14/1992	8	10	66,742.00	19,688.89	1.0	Continuing	N
00032620	FL0	2018	0100	2500	2530	Filled	Nurse Consultant	Poole,Judy	2/25/2013	12	7	95,705.00	28,232.98	1.0	Continuing	N
00033632	FL0	2018	0100	2500	2530	Filled	CORRECTIONAL OFFICER	Drummond,James E	11/25/1985	8	10	66,742.00	19,688.89	1.0	Continuing	N
00085572	FL0	2018	0100	2500	2530	Filled	Nurse Consultant	Jones,DeVora	5/30/2017	11	7	96,223.00	28,385.79	1.0	Continuing	N
00000153	FL0	2018	0100	3600	3605	Filled	CORRECTIONAL OFFICER - LEAD	Jones,Deon Devon Delonta	2/6/2006	9	7	68,526.00	20,215.17	1.0	Continuing	N
00000488	FL0	2018	0100	3600	3605	Filled	CORRECTIONAL OFFICER	George,Loreiza J	11/10/2008	8	6	60,722.00	17,912.99	1.0	Continuing	N
00000606	FL0	2018	0100	3600	3605	Filled	Criminal Investigator(Int Afrs	Hammond,Kevin L	10/2/2017	11	10	73,295.00	21,622.03	1.0	Continuing	N
00000620	FL0	2018	0100	3600	3605	Filled	CORRECTIONAL OFFICER - LEAD	Haines,Eugenia	4/16/1984	9	10	73,512.00	21,686.04	1.0	Continuing	N
00000659	FL0	2018	0100	3600	3605	Filled	CORRECTIONAL OFFICER	Gooden,Charles A	7/3/1989	8	10	66,742.00	19,688.89	1.0	Continuing	N
00000750	FL0	2018	0100	3600	3605	Filled	CORRECTIONAL OFFICER	Broderick,Nelson W	2/9/2015	8	2	54,702.00	16,137.09	1.0	Continuing	N
00000980	FL0	2018	0100	3600	3605	Filled	CORRECTIONAL OFFICER	Watson,Paul L	3/16/1989	8	10	66,742.00	19,688.89	1.0	Continuing	N
00001128	FL0	2018	0100	3600	3605	Filled	CORRECTIONAL OFFICER	Sands,Robert W	7/5/1988	8	10	66,742.00	19,688.89	1.0	Continuing	N
00001190	FL0	2018	0100	3600	3605	Filled	CORRECTIONAL OFFICER	Olubasusi,Benjamin R	8/30/2010	8	5	59,217.00	17,469.02	1.0	Continuing	N
00001213	FL0	2018	0100	3600	3605	Filled	CORRECTIONAL OFFICER	Abdul,Owolabi	12/26/2017	6	1	45,284.00	13,358.78	1.0	Continuing	N
00001337	FL0	2018	0100	3600	3605	Filled	CORRECTIONAL OFFICER - LEAD	Day,Marshall	4/18/1994	9	10	73,512.00	21,686.04	1.0	Continuing	N
00001342	FL0	2018	0100	3600	3605	Filled	CORRECTIONAL OFFICER - LEAD	Bryan,Bernard D	2/14/1996	9	10	73,512.00	21,686.04	1.0	Continuing	N
00001430	FL0	2018	0100	3600	3605	Filled	CORRECTIONAL OFFICER	Gillis,Rozan J	10/13/2009	8	5	59,217.00	17,469.02	1.0	Continuing	N
00001500	FL0	2018	0100	3600	3605	Filled	CORRECTIONAL OFFICER	Johnson,Shelena J	2/11/2008	8	6	60,722.00	17,912.99	1.0	Continuing	N

### Department of Corrections (FL0) FY 2018 Schedule A -Filled Positions (as of 01/31/2018)

Position Nbr	Agency Code	Fiscal Year	Fund	Program Code	Activity Code	Filled, Vacant or Frozen	Position Title	Employee Name	Hire Date	Grade	Step	Salary	Fringe	FTE	Continuing/T emp/Term	Filled by Law Y/N
00001627	FL0	2018	0100	3600	3605	Filled	CORRECTIONAL OFFICER	Jones,Darian L.	10/2/2017	6	1	45,284.00	13,358.78	1.0	Continuing	N
00001630	FL0	2018	0100	3600	3605	Filled	CORRECTIONAL OFFICER	Pee,Cortisha M.	1/4/2010	8	5	59,217.00	17,469.02	1.0	Continuing	N
00001664	FL0	2018	0100	3600	3605	Filled	CORRECTIONAL OFFICER	Adams,Bobbie R	8/15/2011	8	5	59,217.00	17,469.02	1.0	Continuing	N
00001741	FL0	2018	0100	3600	3605	Filled	CORRECTIONAL OFFICER	Smith,Lynnell	10/18/1989	8	9	65,237.00	19,244.92	1.0	Continuing	N
00001776	FL0	2018	0100	3600	3605	Filled	CORRECTIONAL OFFICER	Dunn,Kelli D	11/10/2008	8	5	59,217.00	17,469.02	1.0	Continuing	N
00001797	FL0	2018	0100	3600	3605	Filled	CORRECTIONAL OFFICER	Thomas,Nicole Juanita	9/21/2015	7	2	49,608.00	14,634.36	1.0	Continuing	N
00001816	FL0	2018	0100	3600	3605	Filled	CORRECTIONAL OFFICER	Washington,Dana L	8/31/1988	8	10	66,742.00	19,688.89	1.0	Continuing	N
00001851	FL0	2018	0100	3600	3605	Filled	CORRECTIONAL OFFICER	Clark,Antoinette Y	1/25/2016	7	2	49,608.00	14,634.36	1.0	Continuing	N
00001883	FL0	2018	0100	3600	3605	Filled	CORRECTIONAL OFFICER	Akinseye,Akindele D	10/15/2007	8	7	62,227.00	18,356.97	1.0	Continuing	N
00001958	FL0	2018	0100	3600	3605	Filled	CLERICAL ASSISTANT	Washington,Pamela P	2/2/1980	7	10	55,462.00	16,361.29	1.0	Continuing	N
00001995	FL0	2018	0100	3600	3605	Filled	CORRECTIONAL OFFICER	Ogoh,Motunde G	6/18/2012	8	5	59,217.00	17,469.02	1.0	Continuing	N
00002028	FL0	2018	0100	3600	3605	Filled	CORRECTIONAL OFFICER	Mendez,Juan A	10/24/1988	8	10	66,742.00	19,688.89	1.0	Continuing	N
00002133	FL0	2018	0100	3600	3605	Filled	CORRECTIONAL OFFICER	Whitehead,Christina D	3/25/2013	8	4	57,712.00	17,025.04	1.0	Continuing	N
00002155	FL0	2018	0100	3600	3605	Filled	CORRECTIONAL OFFICER	Bakare,Abiola A	8/15/2011	8	5	59,217.00	17,469.02	1.0	Continuing	N
00002176	FL0	2018	0100	3600	3605	Filled	CORRECTIONAL OFFICER	Ward Jr.,Walter T	9/24/2012	8	4	57,712.00	17,025.04	1.0	Continuing	N
00002252	FL0	2018	0100	3600	3605	Filled	CORRECTIONAL OFFICER	Dilbert,Danielle T	8/10/2015	7	2	49,608.00	14,634.36	1.0	Continuing	N
00002254	FL0	2018	0100	3600	3605	Filled	CORRECTIONAL OFFICER	Helms,Richard P	12/24/2007	8	6	60,722.00	17,912.99	1.0	Continuing	N
00002298	FL0	2018	0100	3600	3605	Filled	CORRECTIONAL OFFICER	Abiola,Johnson	3/25/2013	8	4	57,712.00	17,025.04	1.0	Continuing	N
00002431	FL0	2018	0100	3600	3605	Filled	CORRECTIONAL OFFICER - LEAD	McKinnon,Stephanie R	10/31/2005	9	6	66,864.00	19,724.88	1.0	Continuing	N
00002483	FL0	2018	0100	3600	3605	Filled	CORRECTIONAL OFFICER	Caulley,Kenneth D	7/1/1990	8	10	66,742.00	19,688.89	1.0	Continuing	N
00002573	FL0	2018	0100	3600	3605	Filled	CORRECTIONAL OFFICER - LEAD	Holliday, Van C	1/11/1994	9	10	73,512.00	21,686.04	1.0	Continuing	N
00002610	FL0	2018	0100	3600	3605	Filled	CORRECTIONAL OFFICER	Andemichael,Temesghen	8/15/2011	8	5	59,217.00	17,469.02	1.0	Continuing	N
00002623	FL0	2018	0100	3600	3605	Filled	CORRECTIONAL OFFICER	Muhammad,Francine A	11/5/1990	8	10	66,742.00	19,688.89	1.0	Continuing	N
00002823	FL0	2018	0100	3600	3605	Filled	SUPV CORRECTIONAL OFFICER	Otis,Buford L.	7/25/2016	11	0	89,406.00	26,374.77	1.0	Continuing	N
00002871	FL0	2018	0100	3600	3605	Filled	CORRECTIONAL OFFICER - LEAD	Bryant,Darlene S	8/18/2008	9	5	65,202.00	19,234.59	1.0	Continuing	N
00002923	FL0	2018	0100	3600	3605	Filled	CORRECTIONAL OFFICER - LEAD	Croom,Glaumeiz	10/7/1982	9	10	73,512.00	21,686.04	1.0	Continuing	N
00003380	FL0	2018	0100	3600	3605	Filled	CORRECTIONAL OFFICER	Moore Jr.,James E	3/28/1994	8	7	62,227.00	18,356.97	1.0	Continuing	N
00003395	FL0	2018	0100	3600	3605	Filled	CORRECTIONAL OFFICER	Kamgaing,Hyppolite	5/31/2016	6	2	46,485.00	13,713.08	1.0	Continuing	N
00003442	FL0	2018	0100	3600	3605	Filled	CORRECTIONAL OFFICER	Darego,Sotonm S	2/1/2010	8	5	59,217.00	17,469.02	1.0	Continuing	N
00003775	FL0	2018	0100	3600	3605	Filled	CORRECTIONAL OFFICER	Mcdermott,Denzil A	5/2/2009	8	10	66,742.00	19,688.89	1.0	Continuing	N

**Department of Corrections (FL0) FY 2018 Schedule A -Filled Positions (as of 01/31/2018)**

Position Nbr	Agency Code	Fiscal Year	Fund	Program Code	Activity Code	Filled, Vacant or Frozen	Position Title	Employee Name	Hire Date	Grade	Step	Salary	Fringe	FTE	Continuing/T emp/Term	Filled by Law Y/N
00003821	FL0	2018	0100	3600	3605	Filled	CORRECTIONAL OFFICER	Dreher,Trenita N	10/24/2011	8	5	59,217.00	17,469.02	1.0	Continuing	N
00003823	FL0	2018	0100	3600	3605	Filled	CORRECTIONAL OFFICER	Amobi,Stephen I	7/14/2006	8	10	66,742.00	19,688.89	1.0	Continuing	N
00004203	FL0	2018	0100	3600	3605	Filled	Supervisory Correctional Treat	Carrington,Capucine	7/24/2006	13	0	89,491.36	26,399.95	1.0	Continuing	N
00004248	FL0	2018	0100	3600	3605	Filled	CORRECTIONAL OFFICER	Hannie,Jeremy L.	1/14/2013	8	4	57,712.00	17,025.04	1.0	Continuing	N
00004539	FL0	2018	0100	3600	3605	Filled	CORRECTIONAL OFFICER	Eggleston,Satonya M	7/21/2008	8	10	66,742.00	19,688.89	1.0	Continuing	N
00004551	FL0	2018	0100	3600	3605	Filled	Monitoring Specialist	Ware Jr.,Andre F	5/1/2017	9	10	60,757.00	17,923.32	1.0	Continuing	N
00004616	FL0	2018	0100	3600	3605	Filled	CORRECTIONAL OFFICER	McCormack,Viola Humphreyna	10/24/2011	8	5	59,217.00	17,469.02	1.0	Continuing	N
00004654	FL0	2018	0100	3600	3605	Filled	Monitoring Specialist	Washington,George R	9/24/2012	9	6	54,725.00	16,143.88	1.0	Continuing	N
00004748	FL0	2018	0100	3600	3605	Filled	CORRECTIONAL OFFICER	Tibbs,Daniel W	7/27/1992	8	10	66,742.00	19,688.89	1.0	Continuing	N
00004803	FL0	2018	0100	3600	3605	Filled	CORRECTIONAL OFFICER - LEAD	Alexander,Joseph	1/5/2009	9	5	65,202.00	19,234.59	1.0	Continuing	N
00004824	FL0	2018	0100	3600	3605	Filled	CORRECTIONAL OFFICER	Bello,Ajibike	10/18/1993	8	10	66,742.00	19,688.89	1.0	Continuing	N
00005148	FL0	2018	0100	3600	3605	Filled	CORRECTIONAL OFFICER	Uloima,Ifeanyi I	2/24/2014	8	3	56,207.00	16,581.07	1.0	Continuing	N
00005158	FL0	2018	0100	3600	3605	Filled	CORRECTIONAL OFFICER	Artis,Tammie Shanice	6/11/2007	8	7	62,227.00	18,356.97	1.0	Continuing	N
00005263	FL0	2018	0100	3600	3605	Filled	CORRECTIONAL OFFICER	Chester,Harriette	3/25/2013	8	4	57,712.00	17,025.04	1.0	Continuing	N
00005275	FL0	2018	0100	3600	3605	Filled	CORRECTIONAL OFFICER	Igbalajobi,Oluwamodupe	6/18/2012	8	5	59,217.00	17,469.02	1.0	Continuing	N
00005488	FL0	2018	0100	3600	3605	Filled	CORRECTIONAL OFFICER	Williams,Albert	10/13/2009	8	5	59,217.00	17,469.02	1.0	Continuing	N
00005542	FL0	2018	0100	3600	3605	Filled	CORRECTIONAL OFFICER	Akinduro,Oluwatosin K	1/25/2016	7	2	49,608.00	14,634.36	1.0	Continuing	N
00005546	FL0	2018	0600	3600	3605	Filled	CORRECTIONAL OFFICER	Henderson Jr.,Lloyd	4/28/2008	8	6	60,722.00	17,912.99	1.0	Continuing	N
00005962	FL0	2018	0100	3600	3605	Filled	CORRECTIONAL OFFICER - LEAD	Austin,Herman	1/10/2005	9	9	71,850.00	21,195.75	1.0	Continuing	N
00006017	FL0	2018	0100	3600	3605	Filled	CORRECTIONAL OFFICER	Mcgee,Annie E	9/21/1992	8	10	66,742.00	19,688.89	1.0	Continuing	N
00006131	FL0	2018	0100	3600	3605	Filled	CORRECTIONAL OFFICER	Lancaster Jr.,Anthony D	10/15/2007	9	6	66,864.00	19,724.88	1.0	Continuing	N
00006526	FL0	2018	0100	3600	3605	Filled	CORRECTIONAL OFFICER	Richardson,Anthony	10/9/1990	8	10	66,742.00	19,688.89	1.0	Continuing	N
00006961	FL0	2018	0100	3600	3605	Filled	CORRECTIONAL OFFICER	Chandler,James L	2/27/1990	8	10	66,742.00	19,688.89	1.0	Continuing	N
00006966	FL0	2018	0100	3600	3605	Filled	SUPV CORRECTIONAL OFFICER	Henry,Alvin	2/11/2013	11	0	76,633.65	22,606.93	1.0	Continuing	N
00007053	FL0	2018	0100	3600	3605	Filled	CORRECTIONAL OFFICER	Riaz,Chaudhry	12/30/1992	8	10	66,742.00	19,688.89	1.0	Continuing	N
00007270	FL0	2018	0100	3600	3605	Filled	CORRECTIONAL INSTITUTION ADMN	Johnson,Lennard K	7/28/2014	15	0	147,000.00	43,365.00	1.0	Continuing	N
00007297	FL0	2018	0100	3600	3605	Filled	CORRECTIONAL OFFICER	Jackson,Omarri	9/12/2016	6	2	46,485.00	13,713.08	1.0	Continuing	N
00007332	FL0	2018	0100	3600	3605	Filled	CORRECTIONAL OFFICER	Freeman,Toussaint L	10/14/2008	8	6	60,722.00	17,912.99	1.0	Continuing	N
00007375	FL0	2018	0100	3600	3605	Filled	LEGAL INSTRUMENTS EXAMINER	Holden,Gwendolyn L	11/25/1988	8	10	64,545.00	19,040.78	1.0	Continuing	N
00007516	FL0	2018	0100	3600	3605	Filled	CORRECTIONAL OFFICER	Brumfield III,Clinso C	1/23/2006	8	10	66,742.00	19,688.89	1.0	Continuing	N
00007744	FL0	2018	0100	3600	3605	Filled	CORRECTIONAL OFFICER	Nurse,Gregory L.	2/17/2009	8	6	60,722.00	17,912.99	1.0	Continuing	N

**Department of Corrections (FL0) FY 2018 Schedule A -Filled Positions (as of 01/31/2018)**



Position Nbr	Agency Code	Fiscal Year	Fund	Program Code	Activity Code	Filled, Vacant or Frozen	Position Title	Employee Name	Hire Date	Grade	Step	Salary	Fringe	FTE	Continuing/T emp/Term	Filled by Law Y/N
00007760	FLO	2018	0100	3600	3605	Filled	CORRECTIONAL OFFICER	Drake Jr.,Johnny	2/17/2009	8	6	60,722.00	17,912.99	1.0	Continuing	N
00007845	FLO	2018	0100	3600	3605	Filled	CORRECTIONAL OFFICER	Flournoy,Tanya T	10/13/2009	8	5	59,217.00	17,469.02	1.0	Continuing	N
00007860	FLO	2018	0100	3600	3605	Filled	CORRECTIONAL OFFICER	Ridley,Shadonna R	1/5/2009	8	6	60,722.00	17,912.99	1.0	Continuing	N
00007871	FLO	2018	0100	3600	3605	Filled	Monitoring Specialist	Shaw,Rashean S	12/20/2010	9	4	51,709.00	15,254.16	1.0	Continuing	N
00007877	FLO	2018	0100	3600	3605	Filled	CORRECTIONAL OFFICER	Akinseye,Oluwaseun	7/10/2017	6	1	45,284.00	13,358.78	1.0	Continuing	N
00008013	FLO	2018	0100	3600	3605	Filled	CORRECTIONAL OFFICER	Gilbert,John D	8/10/2015	7	2	49,608.00	14,634.36	1.0	Continuing	N
00008017	FLO	2018	0100	3600	3605	Filled	CORRECTIONAL OFFICER	Brown,Rasheeda	12/22/2008	8	6	60,722.00	17,912.99	1.0	Continuing	N
00008018	FLO	2018	0100	3600	3605	Filled	CORRECTIONAL OFFICER	Mitchell,Calvin D	8/19/1996	8	10	66,742.00	19,688.89	1.0	Continuing	N
00008025	FLO	2018	0100	3600	3605	Filled	SUPV LEGAL INSTRUMENT EXAMINR	Lee,Alberta R	7/23/2007	11	0	70,756.26	20,873.10	1.0	Continuing	N
00008040	FLO	2018	0100	3600	3605	Filled	CORRECTIONAL OFFICER	Clinkscale,Connie	6/15/1992	8	10	66,742.00	19,688.89	1.0	Continuing	N
00008064	FLO	2018	0100	3600	3605	Filled	CORRECTIONAL OFFICER	Lewis,Daniel W	6/6/1988	8	10	66,742.00	19,688.89	1.0	Continuing	N
00008087	FLO	2018	0100	3600	3605	Filled	CORRECTIONAL OFFICER	White,Deneen R	11/10/2008	8	6	60,722.00	17,912.99	1.0	Continuing	N
00008090	FLO	2018	0100	3600	3605	Filled	CORRECTIONAL OFFICER - LEAD	Hull,Edwin A	6/18/1990	9	10	73,512.00	21,686.04	1.0	Continuing	N
00008192	FLO	2018	0100	3600	3605	Filled	CORRECTIONAL OFFICER	Long,Kandiss J	9/24/2012	8	4	57,712.00	17,025.04	1.0	Continuing	N
00008211	FLO	2018	0100	3600	3605	Filled	CORRECTIONAL OFFICER	Gamble,Mark E	8/18/2008	8	6	60,722.00	17,912.99	1.0	Continuing	N
00008214	FLO	2018	0100	3600	3605	Filled	Associate Director	Lopez,Amy K.	7/31/2017	10	0	158,074.00	46,631.83	1.0	Continuing	N
00008222	FLO	2018	0100	3600	3605	Filled	CORRECTIONAL OFFICER - LEAD	Franklin,Shawn	11/24/2008	9	8	70,188.00	20,705.46	1.0	Continuing	N
00008236	FLO	2018	0100	3600	3605	Filled	CORRECTIONAL OFFICER	Aryee,Samuel	10/20/2014	8	2	54,702.00	16,137.09	1.0	Continuing	N
00008275	FLO	2018	0100	3600	3605	Filled	CORRECTIONAL OFFICER	Ashmeade,Alphonso A	10/13/2009	8	5	59,217.00	17,469.02	1.0	Continuing	N
00008359	FLO	2018	0100	3600	3605	Filled	CORRECTIONAL OFFICER	Brand,Joseph E.	12/20/2010	8	5	59,217.00	17,469.02	1.0	Continuing	N
00008399	FLO	2018	0100	3600	3605	Filled	LEGAL INSTRUMENTS EXAMINER	Brown,Ray	11/13/2006	8	8	61,389.00	18,109.76	1.0	Continuing	N
00008404	FLO	2018	0100	3600	3605	Filled	CORRECTIONAL OFFICER	Cannedy,Tammy S	7/6/2009	8	5	59,217.00	17,469.02	1.0	Continuing	N
00008415	FLO	2018	0100	3600	3605	Filled	CORRECTIONAL OFFICER	Perrilloux,Dwight J	8/25/2014	8	2	54,702.00	16,137.09	1.0	Continuing	N
00008426	FLO	2018	0100	3600	3605	Filled	CORRECTIONAL OFFICER	Briscoe Armstrong,Susan	7/10/2006	8	10	66,742.00	19,688.89	1.0	Continuing	N
00008447	FLO	2018	0100	3600	3605	Filled	CORRECTIONAL OFFICER	Sumter,Tiffany D	4/9/2012	8	5	59,217.00	17,469.02	1.0	Continuing	N
00008558	FLO	2018	0100	3600	3605	Filled	CORRECTIONAL OFFICER	Nnorom,Glory U	8/26/2013	8	3	56,207.00	16,581.07	1.0	Continuing	N
00008567	FLO	2018	0100	3600	3605	Filled	CORRECTIONAL OFFICER	Annan,Esther	8/26/2013	8	3	56,207.00	16,581.07	1.0	Continuing	N
00008569	FLO	2018	0100	3600	3605	Filled	CRIMINAL INVEST	Williams,James E	10/5/1993	12	5	79,077.00	23,327.72	1.0	Continuing	N
00008605	FLO	2018	0100	3600	3605	Filled	CORRECTIONAL OFFICER - LEAD	Moton,Deborah A	1/23/2006	9	7	68,526.00	20,215.17	1.0	Continuing	N
00008626	FLO	2018	0100	3600	3605	Filled	SUPV CORRECTIONAL OFFICER	Crawley,Heather	11/28/2016	11	0	68,088.00	20,085.96	1.0	Continuing	N
00008640	FLO	2018	0100	3600	3605	Filled	CORRECTIONAL OFFICER	Ashiamah,Frederick	8/10/2015	7	2	49,608.00	14,634.36	1.0	Continuing	N

### Department of Corrections (FLO) FY 2018 Schedule A -Filled Positions (as of 01/31/2018)

Position Nbr	Agency Code	Fiscal Year	Fund	Program Code	Activity Code	Filled, Vacant or Frozen	Position Title	Employee Name	Hire Date	Grade	Step	Salary	Fringe	FTE	Continuing/T emp/Term	Filled by Law Y/N
00008771	FLO	2018	0100	3600	3605	Filled	CORRECTIONAL OFFICER	Holland,Donald L	6/17/1991	8	10	66,742.00	19,688.89	1.0	Continuing	N
00008794	FLO	2018	0100	3600	3605	Filled	CORRECTIONAL OFFICER - LEAD	Masi,Harcourt	6/18/1990	9	10	73,512.00	21,686.04	1.0	Continuing	N
00008857	FLO	2018	0100	3600	3605	Filled	CORRECTIONAL OFFICER	Yelder,De'Lano E	2/1/2010	8	5	59,217.00	17,469.02	1.0	Continuing	N
00008945	FLO	2018	0100	3600	3605	Filled	CORRECTIONAL OFFICER	Pam,Christian M	12/22/2008	8	6	60,722.00	17,912.99	1.0	Continuing	N
00008967	FLO	2018	0100	3600	3605	Filled	CORRECTIONAL OFFICER	Peck,Fredrick B	8/18/2008	8	6	60,722.00	17,912.99	1.0	Continuing	N
00009092	FLO	2018	0100	3600	3605	Filled	CORRECTIONAL OFFICER	Martin Daniels,Mary S	1/3/1991	8	10	66,742.00	19,688.89	1.0	Continuing	N
00009131	FLO	2018	0100	3600	3605	Filled	CORRECTIONAL OFFICER	Cooper,Kimberly	9/24/2007	8	6	60,722.00	17,912.99	1.0	Continuing	N
00009134	FLO	2018	0100	3600	3605	Filled	CORRECTIONAL OFFICER - LEAD	Ataiyero,Aaron A	2/17/2009	9	5	65,202.00	19,234.59	1.0	Continuing	N
00009246	FLO	2018	0100	3600	3605	Filled	CORRECTIONAL OFFICER - LEAD	Cobbs,Andre	3/12/1991	9	10	73,512.00	21,686.04	1.0	Continuing	N
00009296	FLO	2018	0100	3600	3605	Filled	CORRECTIONAL OFFICER	Lattisaw,LaShawn T	7/6/2009	8	6	60,722.00	17,912.99	1.0	Continuing	N
00009384	FLO	2018	0100	3600	3605	Filled	CORRECTIONAL OFFICER	Anyanwu,Casmir Kennedy	5/4/2015	7	3	50,968.00	15,035.56	1.0	Continuing	N
00009419	FLO	2018	0100	3600	3605	Filled	SUPV CORRECTIONAL OFFICER	Talley Glass,Nora A	6/6/1988	12	0	87,195.58	25,722.70	1.0	Continuing	N
00009479	FLO	2018	0100	3600	3605	Filled	CORRECTIONAL OFFICER - LEAD	Palmer III,William Rutherford	6/11/2007	9	7	68,526.00	20,215.17	1.0	Continuing	N
00009513	FLO	2018	0100	3600	3605	Filled	CORRECTIONAL OFFICER	Bangura,Alfred	7/14/2014	8	2	54,702.00	16,137.09	1.0	Continuing	N
00009514	FLO	2018	0100	3600	3605	Filled	CORRECTIONAL OFFICER	Clark,Shawn L.	4/17/2007	8	7	62,227.00	18,356.97	1.0	Continuing	N
00009523	FLO	2018	0100	3600	3605	Filled	CORRECTIONAL OFFICER	Mcqueen,Bobbie R	1/19/1990	8	10	66,742.00	19,688.89	1.0	Continuing	N
00009613	FLO	2018	0100	3600	3605	Filled	CORRECTIONAL OFFICER	Thigpen,Robert E	10/24/1988	8	10	66,742.00	19,688.89	1.0	Continuing	N
00009638	FLO	2018	0100	3600	3605	Filled	CORRECTIONAL OFFICER	Awodiya,Olusola C	8/30/2010	8	5	59,217.00	17,469.02	1.0	Continuing	N
00009714	FLO	2018	0100	3600	3605	Filled	CORRECTIONAL OFFICER	Ntungwe,Corlins	6/12/2017	6	1	45,284.00	13,358.78	1.0	Continuing	N
00009725	FLO	2018	0100	3600	3605	Filled	CORRECTIONAL OFFICER	Ademola,OlaJumoke A	12/22/2008	8	6	60,722.00	17,912.99	1.0	Continuing	N
00009801	FLO	2018	0100	3600	3605	Filled	CORRECTIONAL OFFICER	Ibidapo,Michael A	4/17/2007	8	7	62,227.00	18,356.97	1.0	Continuing	N
00009804	FLO	2018	0100	3600	3605	Filled	Supervisory Correctional Treat	Lightner,Vera P	2/27/2012	13	0	90,200.00	26,609.00	1.0	Continuing	N
00009810	FLO	2018	0100	3600	3605	Filled	CORRECTIONAL OFFICER	Pope,Spious T.	4/28/2008	8	6	60,722.00	17,912.99	1.0	Continuing	N
00009863	FLO	2018	0100	3600	3605	Filled	CORRECTIONAL OFFICER - LEAD	Corprew,Romona S	10/21/1993	9	9	71,850.00	21,195.75	1.0	Continuing	N
00009894	FLO	2018	0100	3600	3605	Filled	CORRECTIONAL OFFICER	Mballow,Cherno	7/28/2014	8	2	54,702.00	16,137.09	1.0	Continuing	N
00009913	FLO	2018	0100	3600	3605	Filled	CORRECTIONAL OFFICER	Ellis,Ebony	5/2/2016	7	2	49,608.00	14,634.36	1.0	Continuing	N
00009921	FLO	2018	0100	3600	3605	Filled	CORRECTIONAL OFFICER	Cole,Marlon	4/8/2013	8	4	57,712.00	17,025.04	1.0	Continuing	N
00009928	FLO	2018	0100	3600	3605	Filled	CORRECTIONAL OFFICER	Ogamba,Chineme	3/25/2013	8	4	57,712.00	17,025.04	1.0	Continuing	N
00010005	FLO	2018	0600	3600	3605	Filled	CORRECTIONAL OFFICER	Hunter,Dora D	10/14/2008	8	6	60,722.00	17,912.99	1.0	Continuing	N
00010007	FLO	2018	0100	3600	3605	Filled	CORRECTIONAL OFFICER	Muritala,Sheu A	1/25/2016	7	2	49,608.00	14,634.36	1.0	Continuing	N



**Department of Corrections (FL0) FY 2018 Schedule A -Filled Positions (as of 01/31/2018)**

Position Nbr	Agency Code	Fiscal Year	Fund	Program Code	Activity Code	Filled, Vacant or Frozen	Position Title	Employee Name	Hire Date	Grade	Step	Salary	Fringe	FTE	Continuing/T emp/Term	Filled by Law Y/N
00010011	FLO	2018	0100	3600	3605	Filled	CORRECTIONAL OFFICER	Djoko,Marius	11/16/2015	7	2	49,608.00	14,634.36	1.0	Continuing	N
00010027	FLO	2018	0100	3600	3605	Filled	CORRECTIONAL OFFICER	Moody,Jerrie V	5/11/1987	8	10	66,742.00	19,688.89	1.0	Continuing	N
00010028	FLO	2018	0100	3600	3605	Filled	CORRECTIONAL OFFICER	Melchoir,Michael	10/23/1989	8	10	66,742.00	19,688.89	1.0	Continuing	N
00010031	FLO	2018	0100	3600	3605	Filled	CORRECTIONAL OFFICER	James,Raymond N	4/18/2016	7	2	49,608.00	14,634.36	1.0	Continuing	N
00010112	FLO	2018	0100	3600	3605	Filled	CORRECTIONAL OFFICER	Sanchez,Guillermo	9/24/2012	8	8	63,732.00	18,800.94	1.0	Continuing	N
00010114	FLO	2018	0100	3600	3605	Filled	CORRECTIONAL OFFICER - LEAD	Olugbamiye,John Sunday	1/3/2011	9	4	63,540.00	18,744.30	1.0	Continuing	N
00010121	FLO	2018	0100	3600	3605	Filled	CORRECTIONAL OFFICER	Allen Jr.,Dexter W	6/30/2008	8	6	60,722.00	17,912.99	1.0	Continuing	N
00010142	FLO	2018	0600	3600	3605	Filled	CORRECTIONAL OFFICER	Butts,Briana C.	8/15/2011	8	5	59,217.00	17,469.02	1.0	Continuing	N
00010149	FLO	2018	0100	3600	3605	Filled	CORRECTIONAL OFFICER	Kornegay,Natasha T	3/11/2009	8	6	60,722.00	17,912.99	1.0	Continuing	N
00010204	FLO	2018	0100	3600	3605	Filled	CORRECTIONAL OFFICER	Younger,Sharon M	10/26/2009	8	5	59,217.00	17,469.02	1.0	Continuing	N
00010208	FLO	2018	0100	3600	3605	Filled	CORRECTIONAL OFFICER	Parker,Andra	9/2/2008	8	10	66,742.00	19,688.89	1.0	Continuing	N
00010228	FLO	2018	0100	3600	3605	Filled	CORRECTIONAL OFFICER - LEAD	Whitby Jr.,Austin	3/3/1987	9	10	73,512.00	21,686.04	1.0	Continuing	N
00010234	FLO	2018	0100	3600	3605	Filled	CORRECTIONAL OFFICER	Epps,David Tyrone	8/15/2011	8	5	59,217.00	17,469.02	1.0	Continuing	N
00010235	FLO	2018	0100	3600	3605	Filled	CORRECTIONAL OFFICER	Folefo,Atabong Nkwetta	4/8/2013	8	4	57,712.00	17,025.04	1.0	Continuing	N
00010241	FLO	2018	0100	3600	3605	Filled	CORRECTIONAL OFFICER	Anyaike,Okechukwu J	11/16/2015	7	2	49,608.00	14,634.36	1.0	Continuing	N
00010247	FLO	2018	0100	3600	3605	Filled	CORRECTIONAL OFFICER	Dickensjr,Lewis	7/19/2010	8	10	66,742.00	19,688.89	1.0	Continuing	N
00010286	FLO	2018	0100	3600	3605	Filled	CORRECTIONAL OFFICER - LEAD	Rotimi,Henry Kolawole	6/27/2005	9	10	73,512.00	21,686.04	1.0	Continuing	N
00010318	FLO	2018	0100	3600	3605	Filled	CORRECTIONAL OFFICER	Brown,Delonte J	2/17/2009	8	6	60,722.00	17,912.99	1.0	Continuing	N
00010322	FLO	2018	0100	3600	3605	Filled	CORRECTIONAL OFFICER	Douglas,Ashley A	12/20/2010	8	5	59,217.00	17,469.02	1.0	Continuing	N
00010358	FLO	2018	0100	3600	3605	Filled	CORRECTIONAL OFFICER	Umeh,Becky	5/31/2016	7	2	49,608.00	14,634.36	1.0	Continuing	N
00010361	FLO	2018	0600	3600	3605	Filled	CORRECTIONAL OFFICER	Adekunle,Abideen B	2/9/2015	7	2	49,608.00	14,634.36	1.0	Continuing	N
00010372	FLO	2018	0100	3600	3605	Filled	CORRECTIONAL OFFICER	Lee,Calvin	7/25/2016	6	2	46,485.00	13,713.08	1.0	Continuing	N
00010397	FLO	2018	0100	3600	3605	Filled	CORRECTIONAL OFFICER	King,Eric Lee	3/7/2005	8	10	66,742.00	19,688.89	1.0	Continuing	N
00010431	FLO	2018	0100	3600	3605	Filled	CORRECTIONAL OFFICER	Murray Jr.,Paul E	12/12/1995	8	10	66,742.00	19,688.89	1.0	Continuing	N
00010445	FLO	2018	0100	3600	3605	Filled	CORRECTIONAL OFFICER	Julien,Shelby M	10/14/2008	8	6	60,722.00	17,912.99	1.0	Continuing	N
00010625	FLO	2018	0100	3600	3605	Filled	CORRECTIONAL OFFICER	Fabien,Fritz	10/20/2014	8	2	54,702.00	16,137.09	1.0	Continuing	N
00010628	FLO	2018	0100	3600	3605	Filled	CORRECTIONAL OFFICER	Oirimoyegun,Johnson O	7/28/2014	8	2	54,702.00	16,137.09	1.0	Continuing	N
00010629	FLO	2018	0100	3600	3605	Filled	CORRECTIONAL OFFICER	Windear,Michael A.	2/11/2008	8	6	60,722.00	17,912.99	1.0	Continuing	N
00010642	FLO	2018	0100	3600	3605	Filled	CORRECTIONAL OFFICER	Osborne,Allantra J	3/9/2015	7	3	50,968.00	15,035.56	1.0	Continuing	N
00010653	FLO	2018	0100	3600	3605	Filled	CORRECTIONAL OFFICER - LEAD	Ezurike,Onyide Alaeto Ashey	7/3/1989	9	10	73,512.00	21,686.04	1.0	Continuing	N
00010655	FLO	2018	0100	3600	3605	Filled	CORRECTIONAL OFFICER	Harville,Markita D	7/27/2009	8	5	59,217.00	17,469.02	1.0	Continuing	N

## Department of Corrections (FL0) FY 2018 Schedule A -Filled Positions (as of 01/31/2018)

Position Nbr	Agency Code	Fiscal Year	Fund	Program Code	Activity Code	Filled, Vacant or Frozen	Position Title	Employee Name	Hire Date	Grade	Step	Salary	Fringe	FTE	Continuing/T emp/Term	Filled by Law Y/N
00010658	FLO	2018	0100	3600	3605	Filled	SUPV CORRECTIONAL OFFICER	Holland,Davin	10/2/2017	11	0	68,000.00	20,060.00	1.0	Continuing	N
00010683	FLO	2018	0100	3600	3605	Filled	CORRECTIONAL OFFICER	Delk,Christian H.	8/15/2011	8	5	59,217.00	17,469.02	1.0	Continuing	N
00010697	FLO	2018	0100	3600	3605	Filled	CORRECTIONAL OFFICER	Lapaix,Reny Teodoro	3/15/2010	8	5	59,217.00	17,469.02	1.0	Continuing	N
00010714	FLO	2018	0100	3600	3605	Filled	CORRECTIONAL OFFICER	O'Neal,Nadiyah S	4/18/2016	7	2	49,608.00	14,634.36	1.0	Continuing	N
00010719	FLO	2018	0100	3600	3605	Filled	CORRECTIONAL OFFICER	Fowler Jr.,Robert R	6/11/2007	8	10	66,742.00	19,688.89	1.0	Continuing	N
00010735	FLO	2018	0100	3600	3605	Filled	CORRECTIONAL OFFICER - LEAD	Robinson,Nathaniel	8/6/2007	9	6	66,864.00	19,724.88	1.0	Continuing	N
00010736	FLO	2018	0100	3600	3605	Filled	CORRECTIONAL OFFICER	Williams,Terrotrice G.	3/25/2013	8	4	57,712.00	17,025.04	1.0	Continuing	N
00010891	FLO	2018	0100	3600	3605	Filled	CORRECTIONAL OFFICER	Bailey,McCleveland	1/23/2006	8	9	65,237.00	19,244.92	1.0	Continuing	N
00010902	FLO	2018	0100	3600	3605	Filled	CORRECTIONAL OFFICER	Longtio,Boris	5/31/2016	7	2	49,608.00	14,634.36	1.0	Continuing	N
00010907	FLO	2018	0100	3600	3605	Filled	CORRECTIONAL OFFICER	Olibrun,Mariane	6/2/2014	8	3	56,207.00	16,581.07	1.0	Continuing	N
00010938	FLO	2018	0100	3600	3605	Filled	CORRECTIONAL OFFICER	Poge,Carol P	6/8/2009	8	5	59,217.00	17,469.02	1.0	Continuing	N
00011033	FLO	2018	0100	3600	3605	Filled	CORRECTIONAL OFFICER	Jones,Alexus D	7/10/2017	6	1	45,284.00	13,358.78	1.0	Continuing	N
00011064	FLO	2018	0100	3600	3605	Filled	CORRECTIONAL OFFICER	Eghan,Francis	12/22/2008	8	5	59,217.00	17,469.02	1.0	Continuing	N
00011097	FLO	2018	0100	3600	3605	Filled	CORRECTIONAL OFFICER	Dawkins,Shireta R	9/24/2007	8	7	62,227.00	18,356.97	1.0	Continuing	N
00011103	FLO	2018	0100	3600	3605	Filled	CORRECTIONAL OFFICER	Girmu,Yohannes T	12/22/2008	8	5	59,217.00	17,469.02	1.0	Continuing	N
00011104	FLO	2018	0100	3600	3605	Filled	CORRECTIONAL OFFICER	Smith,Akeem	5/16/2016	7	2	49,608.00	14,634.36	1.0	Continuing	N
00011151	FLO	2018	0100	3600	3605	Filled	CORRECTIONAL OFFICER	Banjoko,Moshood A	12/26/2017	6	1	45,284.00	13,358.78	1.0	Continuing	N
00011155	FLO	2018	0100	3600	3605	Filled	CORRECTIONAL OFFICER	Rodriquez,Pablo A	5/7/1990	8	10	66,742.00	19,688.89	1.0	Continuing	N
00011209	FLO	2018	0100	3600	3605	Filled	CORRECTIONAL OFFICER - LEAD	Smith,Temeka S	2/17/2009	9	5	65,202.00	19,234.59	1.0	Continuing	N
00011304	FLO	2018	0100	3600	3605	Filled	CORRECTIONAL OFFICER - LEAD	Callender,Sheena C	9/13/2010	9	4	63,540.00	18,744.30	1.0	Continuing	N
00011427	FLO	2018	0100	3600	3605	Filled	CORRECTIONAL OFFICER	Bolanga,Guillaume	7/28/2014	8	2	54,702.00	16,137.09	1.0	Continuing	N
00011447	FLO	2018	0100	3600	3605	Filled	CORRECTIONAL OFFICER - LEAD	Wilson,Lawrence A	1/29/1990	9	9	71,850.00	21,195.75	1.0	Continuing	N
00011571	FLO	2018	0100	3600	3605	Filled	CORRECTIONAL OFFICER	Dosumu,Hawa	1/27/2014	8	3	56,207.00	16,581.07	1.0	Continuing	N
00011984	FLO	2018	0100	3600	3605	Filled	CORRECTIONAL OFFICER - LEAD	Dowery,Darrell L	7/27/1992	9	10	73,512.00	21,686.04	1.0	Continuing	N
00012037	FLO	2018	0100	3600	3605	Filled	CORRECTIONAL OFFICER - LEAD	Hall,Benard J	5/13/1987	9	10	73,512.00	21,686.04	1.0	Continuing	N
00012139	FLO	2018	0100	3600	3605	Filled	CORRECTIONAL OFFICER	Agyekum,Akwasi A.	12/20/2010	8	5	59,217.00	17,469.02	1.0	Continuing	N
00012193	FLO	2018	0100	3600	3605	Filled	CORRECTIONAL OFFICER	Carpenter,Serena T	1/25/2016	7	2	49,608.00	14,634.36	1.0	Continuing	N
00012249	FLO	2018	0100	3600	3605	Filled	SUPV CORRECTIONAL OFFICER	Becton,Linwood E	2/6/1995	11	0	76,880.00	22,679.60	1.0	Continuing	N
00012374	FLO	2018	0600	3600	3605	Filled	CORRECTIONAL OFFICER	Sutton,Tony	11/6/1991	8	10	66,742.00	19,688.89	1.0	Continuing	N
00012413	FLO	2018	0100	3600	3605	Filled	CORRECTIONAL OFFICER	Dixon,Sharon A.	8/15/2011	8	5	59,217.00	17,469.02	1.0	Continuing	N
00012473	FLO	2018	0100	3600	3605	Filled	CORRECTIONAL OFFICER	Bell,Adrienne J	7/19/2010	8	4	57,712.00	17,025.04	1.0	Continuing	N

**Department of Corrections (FL0) FY 2018 Schedule A -Filled Positions (as of 01/31/2018)**

Position Nbr	Agency Code	Fiscal Year	Fund	Program Code	Activity Code	Filled, Vacant or Frozen	Position Title	Employee Name	Hire Date	Grade	Step	Salary	Fringe	FTE	Continuing/T emp/Term	Filled by Law Y/N
00012521	FL0	2018	0100	3600	3605	Filled	CORRECTIONAL OFFICER	Conner,William J	7/27/2009	8	5	59,217.00	17,469.02	1.0	Continuing	N
00012525	FL0	2018	0100	3600	3605	Filled	CORRECTIONAL OFFICER	Ridley,Shantell T	11/4/2013	8	3	56,207.00	16,581.07	1.0	Continuing	N
00012535	FL0	2018	0100	3600	3605	Filled	CORRECTIONAL OFFICER	Hill,Jr,Solomon	8/26/2013	8	3	56,207.00	16,581.07	1.0	Continuing	N
00012569	FL0	2018	0100	3600	3605	Filled	CORRECTIONAL OFFICER	Evans,Jonathan B	2/3/1983	8	10	66,742.00	19,688.89	1.0	Continuing	N
00012591	FL0	2018	0100	3600	3605	Filled	CORRECTIONAL OFFICER	Hunter,Brenda J	2/17/2009	8	6	60,722.00	17,912.99	1.0	Continuing	N
00012620	FL0	2018	0100	3600	3605	Filled	CORRECTIONAL OFFICER - LEAD	Harrington,Edward J	6/1/1989	9	10	73,512.00	21,686.04	1.0	Continuing	N
00012645	FL0	2018	0100	3600	3605	Filled	CORRECTIONAL OFFICER	Ebini,Lucas B	4/8/2013	8	4	57,712.00	17,025.04	1.0	Continuing	N
00012676	FL0	2018	0100	3600	3605	Filled	CORRECTIONAL OFFICER	Bailey II,William H	9/21/2009	8	5	59,217.00	17,469.02	1.0	Continuing	N
00012677	FL0	2018	0100	3600	3605	Filled	CORRECTIONAL OFFICER	Uwadiae,Amos D	9/9/2013	8	3	56,207.00	16,581.07	1.0	Continuing	N
00012724	FL0	2018	0100	3600	3605	Filled	CORRECTIONAL OFFICER - LEAD	Ogu,Longinus	1/11/1995	9	8	70,188.00	20,705.46	1.0	Continuing	N
00012727	FL0	2018	0100	3600	3605	Filled	CORRECTIONAL OFFICER	Waller,Dawn Re'nae	3/17/2008	8	6	60,722.00	17,912.99	1.0	Continuing	N
00012740	FL0	2018	0100	3600	3605	Filled	CLERICAL ASSISTANT	Edwards,Kathleen Claudette	5/14/2007	7	7	51,058.00	15,062.11	1.0	Continuing	N
00012786	FL0	2018	0600	3600	3605	Filled	CORRECTIONAL OFFICER	Harper,Otavius S	11/13/2006	8	7	62,227.00	18,356.97	1.0	Continuing	N
00012858	FL0	2018	0100	3600	3605	Filled	CORRECTIONAL OFFICER	Dove,Monterez	6/13/2016	7	2	49,608.00	14,634.36	1.0	Continuing	N
00012913	FL0	2018	0100	3600	3605	Filled	CORRECTIONAL OFFICER	Pender,Cheron	6/13/2016	7	2	49,608.00	14,634.36	1.0	Continuing	N
00012979	FL0	2018	0100	3600	3605	Filled	CORRECTIONAL OFFICER	Brown,Theresia N	8/25/2014	8	2	54,702.00	16,137.09	1.0	Continuing	N
00012991	FL0	2018	0100	3600	3605	Filled	CORRECTIONAL OFFICER	Cooper,Lawrence F	11/16/2015	7	2	49,608.00	14,634.36	1.0	Continuing	N
00013129	FL0	2018	0100	3600	3605	Filled	CLERICAL ASSISTANT	Leblanc Johnson,June Ann E	7/24/2006	7	8	52,526.00	15,495.17	1.0	Continuing	N
00013135	FL0	2018	0100	3600	3605	Filled	CORRECTIONAL OFFICER	Peel,Kevin W	4/14/1986	8	10	66,742.00	19,688.89	1.0	Continuing	N
00013144	FL0	2018	0100	3600	3605	Filled	SUPV CORRECTIONAL OFFICER	Ford,Alvin C	8/13/1990	11	0	78,657.00	23,203.82	1.0	Continuing	N
00013169	FL0	2018	0100	3600	3605	Filled	CORRECTIONAL OFFICER	Namunyu,Brian	8/15/2011	8	5	59,217.00	17,469.02	1.0	Continuing	N
00013265	FL0	2018	0100	3600	3605	Filled	CORRECTIONAL OFFICER - LEAD	Halder,Patricia A	4/20/1993	9	10	73,512.00	21,686.04	1.0	Continuing	N
00013413	FL0	2018	0100	3600	3605	Filled	LEAD CORRECTIONAL OFC	Ojo,Theophilus O	9/9/1991	9	10	73,512.00	21,686.04	1.0	Continuing	N
00013462	FL0	2018	0100	3600	3605	Filled	CORRECTIONAL OFFICER	Sanchez,Esteban A	3/9/2015	7	3	50,968.00	15,035.56	1.0	Continuing	N
00013663	FL0	2018	0100	3600	3605	Filled	LEGAL INSTRUMENTS EXAMINER	Jones,Jack	8/20/2007	8	6	58,233.00	17,178.74	1.0	Continuing	N
00013704	FL0	2018	0100	3600	3605	Filled	SUPV CORRECTIONAL OFFICER	Shumake,Gregory	12/27/2016	11	0	82,950.86	24,470.50	1.0	Continuing	N
00013830	FL0	2018	0100	3600	3605	Filled	CORRECTIONAL OFFICER	Chapa,Rosamaria S	4/24/1991	8	10	66,742.00	19,688.89	1.0	Continuing	N
00013941	FL0	2018	0100	3600	3605	Filled	CORRECTIONAL OFFICER - LEAD	Lester,Gerald L	11/14/1990	9	10	73,512.00	21,686.04	1.0	Continuing	N
00014083	FL0	2018	0100	3600	3605	Filled	CORRECTIONAL OFFICER	Broadus,Julia S	10/9/1990	8	10	66,742.00	19,688.89	1.0	Continuing	N
00014129	FL0	2018	0100	3600	3605	Filled	CORRECTIONAL OFFICER	Johnson,Jacqueline J	11/9/2009	8	5	59,217.00	17,469.02	1.0	Continuing	N
00014693	FL0	2018	0100	3600	3605	Filled	CORRECTIONAL OFFICER	Njau,Vincent	8/15/2011	8	5	59,217.00	17,469.02	1.0	Continuing	N

**Department of Corrections (FL0) FY 2018 Schedule A -Filled Positions (as of 01/31/2018)**

Position Nbr	Agency Code	Fiscal Year	Fund	Program Code	Activity Code	Filled, Vacant or Frozen	Position Title	Employee Name	Hire Date	Grade	Step	Salary	Fringe	FTE	Continuing/T emp/Term	Filled by Law Y/N
00015120	FLO	2018	0100	3600	3605	Filled	CORRECTIONAL OFFICER	Kirkland,Andre	5/2/2016	7	2	49,608.00	14,634.36	1.0	Continuing	N
00015204	FLO	2018	0100	3600	3605	Filled	CORRECTIONAL OFFICER	Williams,Carmen L	9/21/2009	8	5	59,217.00	17,469.02	1.0	Continuing	N
00015232	FLO	2018	0600	3600	3605	Filled	CORRECTIONAL OFFICER	Essiam,Peter K	11/14/1996	8	0	64,872.00	19,137.24	1.0	Continuing	N
00015348	FLO	2018	0100	3600	3605	Filled	CORRECTIONAL OFFICER	Carroll,LaTonja M.	12/20/2010	8	5	59,217.00	17,469.02	1.0	Continuing	N
00015411	FLO	2018	0100	3600	3605	Filled	CORRECTIONAL OFFICER - LEAD	Williams,Frederick U	9/25/2006	9	6	66,864.00	19,724.88	1.0	Continuing	N
00015533	FLO	2018	0100	3600	3605	Filled	CORRECTIONAL OFFICER	Moore,Jerry M	1/30/1990	8	10	66,742.00	19,688.89	1.0	Continuing	N
00015587	FLO	2018	0100	3600	3605	Filled	CORRECTIONAL OFFICER	Christian,India M	5/10/2010	8	5	59,217.00	17,469.02	1.0	Continuing	N
00015632	FLO	2018	0100	3600	3605	Filled	SUPV CORRECTIONAL OFFICER	White,Karl D	10/13/1987	11	0	78,657.00	23,203.82	1.0	Continuing	N
00015657	FLO	2018	0100	3600	3605	Filled	CORRECTIONAL OFFICER	Burnett,Isaiah B	8/22/2016	6	2	46,485.00	13,713.08	1.0	Continuing	N
00015659	FLO	2018	0100	3600	3605	Filled	CORRECTIONAL OFFICER	Harrell,Termika L	12/21/2009	8	5	59,217.00	17,469.02	1.0	Continuing	N
00015782	FLO	2018	0100	3600	3605	Filled	CORRECTIONAL OFFICER	Millimouno,Koumba F	11/16/2015	7	2	49,608.00	14,634.36	1.0	Continuing	N
00015785	FLO	2018	0100	3600	3605	Filled	CORRECTIONAL OFFICER	Holmes,Marshall	9/18/2017	6	1	45,284.00	13,358.78	1.0	Continuing	N
00015850	FLO	2018	0100	3600	3605	Filled	CORRECTIONAL OFFICER	Danso,Kwadwo B	1/5/2009	8	6	60,722.00	17,912.99	1.0	Continuing	N
00015925	FLO	2018	0100	3600	3605	Filled	CORRECTIONAL OFFICER	Okorie,Ugochukwu P	4/28/2008	8	6	60,722.00	17,912.99	1.0	Continuing	N
00016070	FLO	2018	0100	3600	3605	Filled	CORRECTIONAL TREATMENT SPEC	Nesbitt,Lennette M.	8/7/2017	9	4	59,102.00	17,435.09	1.0	Continuing	N
00016118	FLO	2018	0100	3600	3605	Filled	CORRECTIONAL OFFICER	Nivens,Eleanor	9/16/1993	8	10	66,742.00	19,688.89	1.0	Continuing	N
00016163	FLO	2018	0100	3600	3605	Filled	CORRECTIONAL OFFICER	Barnes,Damian S	7/27/2009	8	5	59,217.00	17,469.02	1.0	Continuing	N
00016176	FLO	2018	0100	3600	3605	Filled	CORRECTIONAL OFFICER - LEAD	Armstead,Jonathan	8/6/2007	9	7	68,526.00	20,215.17	1.0	Continuing	N
00016197	FLO	2018	0100	3600	3605	Filled	SUPV CORRECTIONAL OFFICER	Onukwubiri,Ejikeme U	9/16/1993	11	0	79,146.91	23,348.34	1.0	Continuing	N
00016203	FLO	2018	0100	3600	3605	Filled	CORRECTIONAL OFFICER	Gleaton,Latya	9/18/2017	6	1	45,284.00	13,358.78	1.0	Continuing	N
00016230	FLO	2018	0100	3600	3605	Filled	CORRECTIONAL OFFICER	Aburo,Robert A.	9/18/2017	6	1	45,284.00	13,358.78	1.0	Continuing	N

**Department of Corrections (FL0) FY 2018 Schedule A -Filled Positions (as of 01/31/2018)**

Position Nbr	Agency Code	Fiscal Year	Fund	Program Code	Activity Code	Filled, Vacant or Frozen	Position Title	Employee Name	Hire Date	Grade	Step	Salary	Fringe	FTE	Continuing/T emp/Term	Filled by Law Y/N
00016283	FL0	2018	0100	3600	3605	Filled	CORRECTIONAL OFFICER	Olubode,Matthew O	8/30/2010	8	5	59,217.00	17,469.02	1.0	Continuing	N
00016288	FL0	2018	0100	3600	3605	Filled	CORRECTIONAL OFFICER	Taylor,Andre	8/26/2013	8	3	56,207.00	16,581.07	1.0	Continuing	N
00016296	FL0	2018	0100	3600	3605	Filled	CORRECTIONAL OFFICER	Pinkney,Jason	8/15/2011	8	5	59,217.00	17,469.02	1.0	Continuing	N
00016373	FL0	2018	0100	3600	3605	Filled	Special Assistant	Powell,Genester	6/2/1992	12	5	79,077.00	23,327.72	1.0	Continuing	N
00016382	FL0	2018	0100	3600	3605	Filled	LEAD CORRECTIONAL OFC	Barnes,Daryl L	2/19/2008	9	10	73,512.00	21,686.04	1.0	Continuing	N
00016386	FL0	2018	0100	3600	3605	Filled	Program Support Specialist	Postell,Jennifer D.	6/3/2013	11	8	69,641.00	20,544.10	1.0	Continuing	N
00016430	FL0	2018	0100	3600	3605	Filled	CORRECTIONAL OFFICER - LEAD	Davis,Michael	7/5/1990	9	10	73,512.00	21,686.04	1.0	Continuing	N
00016450	FL0	2018	0100	3600	3605	Filled	CORRECTIONAL OFFICER	Frederick,Earl	7/25/2016	6	2	46,485.00	13,713.08	1.0	Continuing	N
00016483	FL0	2018	0100	3600	3605	Filled	CORRECTIONAL OFFICER	Rana,Arshad	12/5/2011	8	8	63,732.00	18,800.94	1.0	Continuing	N
00016486	FL0	2018	0100	3600	3605	Filled	TRAINING SPECIALIST	Hargrove,Sharon Y	3/30/2009	12	5	79,077.00	23,327.72	1.0	Continuing	N
00016489	FL0	2018	0100	3600	3605	Filled	CORRECTIONAL OFFICER	Salako,Adebowale	8/15/2011	8	5	59,217.00	17,469.02	1.0	Continuing	N
00016504	FL0	2018	0100	3600	3605	Filled	LEGAL INSTRUMENTS EXAMIN SUPV	Sewell,Tanika A	1/8/2007	11	0	66,926.13	19,743.21	1.0	Continuing	N
00016539	FL0	2018	0100	3600	3605	Filled	Lead Legal Instruments Examine	Jones,Harold W	2/28/1994	9	10	69,548.00	20,516.66	1.0	Continuing	N
00016567	FL0	2018	0100	3600	3605	Filled	CORRECTIONAL OFFICER	Allen,Almeada	9/1/1990	8	10	66,742.00	19,688.89	1.0	Continuing	N
00016571	FL0	2018	0100	3600	3605	Filled	CORRECTIONAL OFFICER	Awasoh,Joel	1/14/2013	8	4	57,712.00	17,025.04	1.0	Continuing	N
00016593	FL0	2018	0100	3600	3605	Filled	SUPV CORRECTIONAL OFFICER	Adams,Ronald C	3/25/2008	11	0	81,067.02	23,914.77	1.0	Continuing	N
00016607	FL0	2018	0100	3600	3605	Filled	CORRECTIONAL OFFICER	Stovall,Hakim A	1/14/2013	8	4	57,712.00	17,025.04	1.0	Continuing	N
00016713	FL0	2018	0100	3600	3605	Filled	CORRECTIONAL OFFICER	Thomas II,Leonard T	9/21/2009	8	5	59,217.00	17,469.02	1.0	Continuing	N
00016722	FL0	2018	0100	3600	3605	Filled	CORRECTIONAL OFFICER	Coates,Tiara L.	7/28/2014	8	2	54,702.00	16,137.09	1.0	Continuing	N
00016780	FL0	2018	0100	3600	3605	Filled	CORRECTIONAL OFFICER	Moore,Quintin S	2/25/1992	8	10	66,742.00	19,688.89	1.0	Continuing	N
00016823	FL0	2018	0100	3600	3605	Filled	CORRECTIONAL OFFICER	Fokoua,Patrice	7/25/2016	6	2	46,485.00	13,713.08	1.0	Continuing	N
00016878	FL0	2018	0100	3600	3605	Filled	CORRECTIONAL OFFICER	Joseph,Kanisha L	8/22/2016	6	2	46,485.00	13,713.08	1.0	Continuing	N
00016902	FL0	2018	0100	3600	3605	Filled	CORRECTIONAL OFFICER	McDaniels Jr.,Robert Lewis	7/6/2009	8	5	59,217.00	17,469.02	1.0	Continuing	N
00016910	FL0	2018	0100	3600	3605	Filled	CORRECTIONAL OFFICER	Ofori,Stephen S	6/2/2014	8	3	56,207.00	16,581.07	1.0	Continuing	N
00016913	FL0	2018	0100	3600	3605	Filled	CORRECTIONAL OFFICER	Burton,Nenitto A	9/9/2013	8	3	56,207.00	16,581.07	1.0	Continuing	N
00016924	FL0	2018	0100	3600	3605	Filled	CORRECTIONAL OFFICER	Powell,Danielle	5/1/2017	6	1	45,284.00	13,358.78	1.0	Continuing	N
00016948	FL0	2018	0100	3600	3605	Filled	CORRECTIONAL OFFICER	Benavides,Mirian R	9/9/2013	8	3	56,207.00	16,581.07	1.0	Continuing	N
00016962	FL0	2018	0100	3600	3605	Filled	CORRECTIONAL OFFICER	Harris,Anthony D	7/18/2010	8	10	66,742.00	19,688.89	1.0	Continuing	N
00017007	FL0	2018	0100	3600	3605	Filled	CORRECTIONAL OFFICER - LEAD	Curry Jr.,Stalk N	6/15/1992	9	10	73,512.00	21,686.04	1.0	Continuing	N
00017021	FL0	2018	0100	3600	3605	Filled	CORRECTIONAL OFFICER	Rivers,Faith M	3/25/2013	8	4	57,712.00	17,025.04	1.0	Continuing	N
00017032	FL0	2018	0100	3600	3605	Filled	CORRECTIONAL OFFICER	Clark,Eric C	9/21/1992	8	10	66,742.00	19,688.89	1.0	Continuing	N

## Department of Corrections (FL0) FY 2018 Schedule A -Filled Positions (as of 01/31/2018)

Position Nbr	Agency Code	Fiscal Year	Fund	Program Code	Activity Code	Filled, Vacant or Frozen	Position Title	Employee Name	Hire Date	Grade	Step	Salary	Fringe	FTE	Continuing/T emp/Term	Filled by Law Y/N
00017034	FL0	2018	0100	3600	3605	Filled	CORRECTIONAL OFFICER	Carr, Jerry L	3/26/1990	8	10	66,742.00	19,688.89	1.0	Continuing	N
00017056	FL0	2018	0600	3600	3605	Filled	CORRECTIONAL OFFICER	Oluko, Olaiyiwola O.	10/2/2017	6	1	45,284.00	13,358.78	1.0	Continuing	N
00017069	FL0	2018	0100	3600	3605	Filled	CORRECTIONAL OFFICER - LEAD	Whitfield, Michael	10/15/2007	9	7	68,526.00	20,215.17	1.0	Continuing	N
00017091	FL0	2018	0100	3600	3605	Filled	CORRECTIONAL OFFICER	Morman, Vaughn A.	9/18/2017	6	1	45,284.00	13,358.78	1.0	Continuing	N
00017097	FL0	2018	0100	3600	3605	Filled	CORRECTIONAL OFFICER	SOWOU, MEGNONNA	5/2/2016	7	2	49,608.00	14,634.36	1.0	Continuing	N
00017122	FL0	2018	0100	3600	3605	Filled	CORRECTIONAL OFFICER	Doh, Nina E.	10/16/2017	6	1	45,284.00	13,358.78	1.0	Continuing	N
00017138	FL0	2018	0100	3600	3605	Filled	CORRECTIONAL OFFICER	Akinmayowa, Akinwale	3/25/2013	8	4	57,712.00	17,025.04	1.0	Continuing	N
00017142	FL0	2018	0600	3600	3605	Filled	CORRECTIONAL OFFICER - LEAD	Spain, Germaine	12/21/2009	9	4	63,540.00	18,744.30	1.0	Continuing	N
00017148	FL0	2018	0100	3600	3605	Filled	CORRECTIONAL OFFICER	Hill, Joseph L	7/17/1989	8	10	66,742.00	19,688.89	1.0	Continuing	N
00017197	FL0	2018	0100	3600	3605	Filled	CORRECTIONAL OFFICER	Claiborne, Allen J	3/11/2008	8	10	66,742.00	19,688.89	1.0	Continuing	N
00017225	FL0	2018	0100	3600	3605	Filled	CORRECTIONAL OFFICER	Musgrove, Troy M	12/1/1992	8	10	66,742.00	19,688.89	1.0	Continuing	N
00017250	FL0	2018	0100	3600	3605	Filled	CORRECTIONAL OFFICER - LEAD	Allen, Dexter W	12/23/1988	9	10	73,512.00	21,686.04	1.0	Continuing	N
00017337	FL0	2018	0100	3600	3605	Filled	CORRECTIONAL OFFICER	Hussain, Jami D	8/25/2014	8	2	54,702.00	16,137.09	1.0	Continuing	N
00017513	FL0	2018	0100	3600	3605	Filled	CORRECTIONAL OFFICER	Morgan, Paulette R	11/9/1987	8	10	66,742.00	19,688.89	1.0	Continuing	N
00017585	FL0	2018	0100	3600	3605	Filled	CORRECTIONAL OFFICER	Gutierrez, Merlin A	12/20/2010	8	5	59,217.00	17,469.02	1.0	Continuing	N
00017587	FL0	2018	0100	3600	3605	Filled	CORRECTIONAL OFFICER	Linton, Ashley V	7/28/2014	8	2	54,702.00	16,137.09	1.0	Continuing	N
00017749	FL0	2018	0100	3600	3605	Filled	CORRECTIONAL OFFICER	Gause, Julius	7/6/2009	8	5	59,217.00	17,469.02	1.0	Continuing	N
00017772	FL0	2018	0100	3600	3605	Filled	CORRECTIONAL OFFICER - LEAD	Winkfield, Thomas E	5/3/1989	9	10	73,512.00	21,686.04	1.0	Continuing	N
00017911	FL0	2018	0100	3600	3605	Filled	SUPV CORRECTIONAL OFFICER	Boyd II, Ma Rion	9/24/2007	12	0	81,840.71	24,143.01	1.0	Continuing	N
00017915	FL0	2018	0100	3600	3605	Filled	CORRECTIONAL OFFICER	Shepherd, Troy	8/15/2011	8	5	59,217.00	17,469.02	1.0	Continuing	N
00017947	FL0	2018	0100	3600	3605	Filled	CORRECTIONAL OFFICER	Manning, Gary A	4/26/1991	8	10	66,742.00	19,688.89	1.0	Continuing	N
00018003	FL0	2018	0100	3600	3605	Filled	CORRECTIONAL OFFICER	Stanfield, Brandon A	8/22/2016	6	2	46,485.00	13,713.08	1.0	Continuing	N
00018152	FL0	2018	0100	3600	3605	Filled	CORRECTIONAL OFFICER - LEAD	Wellington, Rufus L	11/26/1984	9	10	73,512.00	21,686.04	1.0	Continuing	N
00018192	FL0	2018	0100	3600	3605	Filled	CORRECTIONAL OFFICER - LEAD	Ball, Felix M	3/1/2010	9	6	66,864.00	19,724.88	1.0	Continuing	N
00018244	FL0	2018	0600	3600	3605	Filled	CORRECTIONAL OFFICER	Coleman, Anquetta	1/5/2009	8	6	60,722.00	17,912.99	1.0	Continuing	N
00018813	FL0	2018	0100	3600	3605	Filled	CORRECTIONAL OFFICER	Amir, Mohammad N	7/19/2010	8	5	59,217.00	17,469.02	1.0	Continuing	N
00018993	FL0	2018	0100	3600	3605	Filled	CORRECTIONAL OFFICER	Combs, Oliver D.	6/18/2012	8	5	59,217.00	17,469.02	1.0	Continuing	N
00019617	FL0	2018	0100	3600	3605	Filled	CORRECTIONAL OFFICER	Burrus, David L	8/20/2007	8	10	66,742.00	19,688.89	1.0	Continuing	N
00019758	FL0	2018	0100	3600	3605	Filled	CORRECTIONAL OFFICER - LEAD	Gunn, Eric E	11/14/2005	9	9	71,850.00	21,195.75	1.0	Continuing	N
00019783	FL0	2018	0100	3600	3605	Filled	CORRECTIONAL OFFICER	Jacks, Iman	8/26/2013	8	3	56,207.00	16,581.07	1.0	Continuing	N
00019806	FL0	2018	0100	3600	3605	Filled	CORRECTIONAL OFFICER	Kem, Patrick T	12/5/2011	8	5	59,217.00	17,469.02	1.0	Continuing	N
00019945	FL0	2018	0100	3600	3605	Filled	SUPV CORRECTIONAL OFFICER	Griffin, Sandra D.	6/13/2005	11	0	76,633.65	22,606.93	1.0	Continuing	N
00020009	FL0	2018	0600	3600	3605	Filled	CORRECTIONAL OFFICER	Sistrunk, Chad F	8/22/2016	6	2	46,485.00	13,713.08	1.0	Continuing	N
00020255	FL0	2018	0100	3600	3605	Filled	CORRECTIONAL OFFICER	Kiang, Stephanie A	8/26/2013	8	3	56,207.00	16,581.07	1.0	Continuing	N
00020391	FL0	2018	0100	3600	3605	Filled	LEAD CORRECTIONAL OFC	Wallace, Ernest N	6/28/1992	9	10	73,512.00	21,686.04	1.0	Continuing	N
00020414	FL0	2018	0100	3600	3605	Filled	SUPVY CORRECTIONAL OFFICER	Jagtiani, Andrew	9/6/2016	11	0	70,678.44	20,850.14	1.0	Continuing	N
00020415	FL0	2018	0100	3600	3605	Filled	CORRECTIONAL OFFICER	Ellis, Laurrine C	3/26/1990	8	10	66,742.00	19,688.89	1.0	Continuing	N
00020441	FL0	2018	0100	3600	3605	Filled	CORRECTIONAL OFFICER	Jackson, Darryl J.	6/18/2012	8	5	59,217.00	17,469.02	1.0	Continuing	N
00020481	FL0	2018	0100	3600	3605	Filled	CORRECTIONAL OFFICER	Mills, Melissa	6/30/2008	8	6	60,722.00	17,912.99	1.0	Continuing	N
00020501	FL0	2018	0100	3600	3605	Filled	CORRECTIONAL OFFICER	Adelowo, Francis	5/1/2017	6	1	45,284.00	13,358.78	1.0	Continuing	N
00020566	FL0	2018	0100	3600	3605	Filled	CORRECTIONAL OFFICER	Jordan, George T	4/7/1993	8	10	66,742.00	19,688.89	1.0	Continuing	N



**Department of Corrections (FL0) FY 2018 Schedule A -Filled Positions (as of 01/31/2018)**

Position Nbr	Agency Code	Fiscal Year	Fund	Program Code	Activity Code	Filled, Vacant or Frozen	Position Title	Employee Name	Hire Date	Grade	Step	Salary	Fringe	FTE	Continuing/T emp/Term	Filled by Law Y/N
00020617	FL0	2018	0100	3600	3605	Filled	CORRECTIONAL OFFICER	Salters,Mignon	9/12/2016	6	2	46,485.00	13,713.08	1.0	Continuing	N
00020623	FL0	2018	0100	3600	3605	Filled	CORRECTIONAL OFFICER	Bynum,Raphael R	7/27/2009	8	5	59,217.00	17,469.02	1.0	Continuing	N
00020758	FL0	2018	0100	3600	3605	Filled	CORRECTIONAL OFFICER	Floyd,Allison R	11/14/2005	8	10	66,742.00	19,688.89	1.0	Continuing	N
00020773	FL0	2018	0100	3600	3605	Filled	CORRECTIONAL OFFICER	Hairston,Richard E	4/4/2010	8	10	66,742.00	19,688.89	1.0	Continuing	N
00020851	FL0	2018	0100	3600	3605	Filled	CORRECTIONAL OFFICER - LEAD	Baysmore,Marie	5/16/1993	9	10	73,512.00	21,686.04	1.0	Continuing	N
00020983	FL0	2018	0100	3600	3605	Filled	CORRECTIONAL OFFICER	Acha,Peter M	4/9/2012	8	5	59,217.00	17,469.02	1.0	Continuing	N
00021113	FL0	2018	0100	3600	3605	Filled	CORRECTIONAL OFFICER	Martinez,Michael	1/14/2013	8	4	57,712.00	17,025.04	1.0	Continuing	N
00021139	FL0	2018	0100	3600	3605	Filled	CORRECTIONAL OFFICER	Adebisi,Adediji	4/8/2013	8	4	57,712.00	17,025.04	1.0	Continuing	N
00021160	FL0	2018	0100	3600	3605	Filled	CORRECTIONAL OFFICER	Harriston,Duke G	10/24/1988	8	10	66,742.00	19,688.89	1.0	Continuing	N
00021188	FL0	2018	0100	3600	3605	Filled	CORRECTIONAL OFFICER	Dillion,Joshua	10/2/2017		0	45,284.00	13,358.78	1.0	Continuing	N
00021189	FL0	2018	0100	3600	3605	Filled	CORRECTIONAL OFFICER	Green,Catherine T	4/25/1991	8	10	66,742.00	19,688.89	1.0	Continuing	N
00021231	FL0	2018	0100	3600	3605	Filled	CORRECTIONAL OFFICER	Emakpor,Eloho O	7/14/2014	8	2	54,702.00	16,137.09	1.0	Continuing	N
00021252	FL0	2018	0100	3600	3605	Filled	CORRECTIONAL OFFICER - LEAD	Holloway,Joe S	12/31/1998	9	8	70,188.00	20,705.46	1.0	Continuing	N
00021255	FL0	2018	0100	3600	3605	Filled	CORRECTIONAL OFFICER	Malinder,Christina M	7/14/2014	8	2	54,702.00	16,137.09	1.0	Continuing	N
00021362	FL0	2018	0100	3600	3605	Filled	CORRECTIONAL OFFICER	Akujobi,Raymond O	7/27/2009	8	5	59,217.00	17,469.02	1.0	Continuing	N
00021383	FL0	2018	0100	3600	3605	Filled	CORRECTIONAL OFFICER	Shikmut,Joseph D	8/15/2011	8	8	63,732.00	18,800.94	1.0	Continuing	N
00021402	FL0	2018	0100	3600	3605	Filled	CORRECTIONAL OFFICER	Akpan,Godstime B	2/9/2015	7	3	50,968.00	15,035.56	1.0	Continuing	N
00021408	FL0	2018	0100	3600	3605	Filled	CORRECTIONAL OFFICER	Teru,Olayinka	8/15/2011	8	5	59,217.00	17,469.02	1.0	Continuing	N
00021447	FL0	2018	0100	3600	3605	Filled	CORRECTIONAL OFFICER	Ekanem,Bernard U	9/24/2012	8	4	57,712.00	17,025.04	1.0	Continuing	N
00021518	FL0	2018	0100	3600	3605	Filled	CORRECTIONAL OFFICER	Beverly,Mark R	12/14/2015	7	2	49,608.00	14,634.36	1.0	Continuing	N
00021608	FL0	2018	0100	3600	3605	Filled	CORRECTIONAL OFFICER - LEAD	Thomas,Curtis C	7/27/1992	9	10	73,512.00	21,686.04	1.0	Continuing	N
00021631	FL0	2018	0100	3600	3605	Filled	CORRECTIONAL OFFICER	Hill,Marlena R	5/4/2015	7	3	50,968.00	15,035.56	1.0	Continuing	N
00021680	FL0	2018	0100	3600	3605	Filled	CORRECTIONAL OFFICER - LEAD	Aderinkola,Rufus O	6/8/2009	9	7	68,526.00	20,215.17	1.0	Continuing	N
00021691	FL0	2018	0100	3600	3605	Filled	CORRECTIONAL OFFICER	Dobyns,Darius L	7/27/2009	8	5	59,217.00	17,469.02	1.0	Continuing	N
00021692	FL0	2018	0100	3600	3605	Filled	CORRECTIONAL OFFICER	Banks,Layard A	7/23/1988	8	10	66,742.00	19,688.89	1.0	Continuing	N
00021758	FL0	2018	0100	3600	3605	Filled	CORRECTIONAL OFFICER - LEAD	Proctor,Kenneth M	4/28/2008	9	5	65,202.00	19,234.59	1.0	Continuing	N
00021821	FL0	2018	0100	3600	3605	Filled	CORRECTIONAL OFFICER	Hicks,Joshua J	4/8/2013	8	4	57,712.00	17,025.04	1.0	Continuing	N
00021826	FL0	2018	0100	3600	3605	Filled	CORRECTIONAL OFFICER	Ward,Leslie A	1/5/2009	8	6	60,722.00	17,912.99	1.0	Continuing	N
00021994	FL0	2018	0100	3600	3605	Filled	CORRECTIONAL OFFICER	Mbarga,Margrate Bella	12/14/2015	7	2	49,608.00	14,634.36	1.0	Continuing	N
00022094	FL0	2018	0100	3600	3605	Filled	CORRECTIONAL OFFICER	Burt,Elajah	3/25/2013	8	4	57,712.00	17,025.04	1.0	Continuing	N
00022163	FL0	2018	0100	3600	3605	Filled	CORRECTIONAL OFFICER - LEAD	Nelson,Tyrone Carlton	5/20/2013	9	2	60,216.00	17,763.72	1.0	Continuing	N

**Department of Corrections (FL0) FY 2018 Schedule A -Filled Positions (as of 01/31/2018)**

Position Nbr	Agency Code	Fiscal Year	Fund	Program Code	Activity Code	Filled, Vacant or Frozen	Position Title	Employee Name	Hire Date	Grade	Step	Salary	Fringe	FTE	Continuing/T emp/Term	Filled by Law Y/N
00024559	FLO	2018	0100	3600	3605	Filled	CORRECTIONAL OFFICER	Shell,Avon D	7/3/1989	8	10	66,742.00	19,688.89	1.0	Continuing	N
00024736	FLO	2018	0100	3600	3605	Filled	CORRECTIONAL OFFICER	Tekom,George T	1/27/2014	8	3	56,207.00	16,581.07	1.0	Continuing	N
00024834	FLO	2018	0100	3600	3605	Filled	CORRECTIONAL OFFICER	Lewis,Melissa E	11/10/2008	8	6	60,722.00	17,912.99	1.0	Continuing	N
00024835	FLO	2018	0100	3600	3605	Filled	CORRECTIONAL OFFICER - LEAD	Wilson,Mack	4/9/2012	9	5	65,202.00	19,234.59	1.0	Continuing	N
00024877	FLO	2018	0100	3600	3605	Filled	CORRECTIONAL OFFICER	Coburn,Stefone Anthony	6/2/2014	8	3	56,207.00	16,581.07	1.0	Continuing	N
00024968	FLO	2018	0100	3600	3605	Filled	CORRECTIONAL OFFICER	Nguimdo,Pierre	1/14/2013	8	4	57,712.00	17,025.04	1.0	Continuing	N
00025033	FLO	2018	0100	3600	3605	Filled	CORRECTIONAL OFFICER	Flippen II,Cary P	8/10/2015	7	2	49,608.00	14,634.36	1.0	Continuing	N
00025058	FLO	2018	0100	3600	3605	Filled	LEGAL INSTRUMENTS EXAMINER	Blair Summers,Annette	3/8/1986	8	10	64,545.00	19,040.78	1.0	Continuing	N
00025089	FLO	2018	0100	3600	3605	Filled	CORRECTIONAL OFFICER	Coates,Joseph R	12/20/2010	8	5	59,217.00	17,469.02	1.0	Continuing	N
00025130	FLO	2018	0100	3600	3605	Filled	CORRECTIONAL OFFICER	Tchieuga,Serge	1/14/2013	8	4	57,712.00	17,025.04	1.0	Continuing	N
00025144	FLO	2018	0600	3600	3605	Filled	CORRECTIONAL OFFICER	Spence,Carl D	7/18/2010	8	10	66,742.00	19,688.89	1.0	Continuing	N
00025147	FLO	2018	0100	3600	3605	Filled	CORRECTIONAL OFFICER	Olatundun,Olufemi	8/26/2013	8	3	56,207.00	16,581.07	1.0	Continuing	N
00025190	FLO	2018	0100	3600	3605	Filled	CORRECTIONAL OFFICER	Carmon,Jeffrey L	7/27/2009	8	5	59,217.00	17,469.02	1.0	Continuing	N
00025191	FLO	2018	0100	3600	3605	Filled	CORRECTIONAL OFFICER - LEAD	Scott,Roman	10/24/1988	9	10	73,512.00	21,686.04	1.0	Continuing	N
00025201	FLO	2018	0100	3600	3605	Filled	CORRECTIONAL OFFICER	Sessoms,Desmond J	5/1/2017	6	1	45,284.00	13,358.78	1.0	Continuing	N
00025238	FLO	2018	0100	3600	3605	Filled	CORRECTIONAL OFFICER	Johnson,Laveta S	10/22/2009	8	6	60,722.00	17,912.99	1.0	Continuing	N
00025250	FLO	2018	0100	3600	3605	Filled	CORRECTIONAL OFFICER	Williams,Lonnell A	4/28/2008	8	6	60,722.00	17,912.99	1.0	Continuing	N
00025289	FLO	2018	0100	3600	3605	Filled	CORRECTIONAL OFFICER	Blakes,Sepedra A.	9/24/2012	8	4	57,712.00	17,025.04	1.0	Continuing	N
00025361	FLO	2018	0100	3600	3605	Filled	CORRECTIONAL OFFICER - LEAD	Agbara,Theodore O	3/26/1990	9	10	73,512.00	21,686.04	1.0	Continuing	N
00025402	FLO	2018	0100	3600	3605	Filled	CORRECTIONAL OFFICER	Namata,Naomi N	6/18/2012	8	5	59,217.00	17,469.02	1.0	Continuing	N
00025408	FLO	2018	0100	3600	3605	Filled	SUPV CORRECTIONAL OFFICER	Wilson,Jesse Demart	7/8/2007	11	0	77,311.80	22,806.98	1.0	Continuing	N
00025411	FLO	2018	0100	3600	3605	Filled	CORRECTIONAL OFFICER - LEAD	Williams,Hernandaze P	6/18/1989	9	9	71,850.00	21,195.75	1.0	Continuing	N
00025465	FLO	2018	0100	3600	3605	Filled	CORRECTIONAL OFFICER	Queen,Denise W	6/16/1991	8	10	66,742.00	19,688.89	1.0	Continuing	N
00025480	FLO	2018	0100	3600	3605	Filled	SUPV CORRECTIONAL OFFICER	Becketts,David	9/18/2017	11	1	68,000.00	20,060.00	1.0	Continuing	N
00025531	FLO	2018	0100	3600	3605	Filled	SUPV CORRECTIONAL OFFICER	Ndifor,Henry	2/25/2013	11	0	76,633.65	22,606.93	1.0	Continuing	N
00025567	FLO	2018	0100	3600	3605	Filled	CORRECTIONAL OFFICER	Robinson,Letha A	11/21/1991	8	10	66,742.00	19,688.89	1.0	Continuing	N
00025568	FLO	2018	0100	3600	3605	Filled	CORRECTIONAL OFFICER - LEAD	Dixon,Lasheeka R	12/11/2006	9	6	66,864.00	19,724.88	1.0	Continuing	N

**Department of Corrections (FLO) FY 2018 Schedule A -Filled Positions (as of 01/31/2018)**



Position Nbr	Agency Code	Fiscal Year	Fund	Program Code	Activity Code	Filled, Vacant or Frozen	Position Title	Employee Name	Hire Date	Grade	Step	Salary	Fringe	FTE	Continuing/T emp/Term	Filled by Law Y/N
00025586	FLO	2018	0100	3600	3605	Filled	SUPV CORRECTIONAL OFFICER	White,Jacqueline M	5/3/1993	11	0	79,035.00	23,315.33	1.0	Continuing	N
00025656	FLO	2018	0100	3600	3605	Filled	CORRECTIONAL OFFICER	Owusu,Jerry	4/8/2013	8	4	57,712.00	17,025.04	1.0	Continuing	N
00025681	FLO	2018	0600	3600	3605	Filled	CORRECTIONAL OFFICER	Williams,Freddie L	8/6/1996	8	10	66,742.00	19,688.89	1.0	Continuing	N
00025704	FLO	2018	0100	3600	3605	Filled	CORRECTIONAL OFFICER	Mbarga,Catherine M	8/25/2014	8	2	54,702.00	16,137.09	1.0	Continuing	N
00025719	FLO	2018	0100	3600	3605	Filled	CORRECTIONAL OFFICER - LEAD	Taylor-Holloman,Angela A	11/9/1987	9	10	73,512.00	21,686.04	1.0	Continuing	N
00025829	FLO	2018	0100	3600	3605	Filled	CORRECTIONAL OFFICER	Okoye,Cyrl C	4/9/2012	8	5	59,217.00	17,469.02	1.0	Continuing	N
00026018	FLO	2018	0100	3600	3605	Filled	CORRECTIONAL OFFICER	Wharton,Marlon V	3/28/1989	8	10	66,742.00	19,688.89	1.0	Continuing	N
00026023	FLO	2018	0100	3600	3605	Filled	CORRECTIONAL OFFICER	Green,Renee T	3/5/1989	8	10	66,742.00	19,688.89	1.0	Continuing	N
00026025	FLO	2018	0100	3600	3605	Filled	LEAD CORRECTIONAL OFC	Hickmon,Patrice N	4/1/2013	9	3	61,878.00	18,254.01	1.0	Continuing	N
00026042	FLO	2018	0100	3600	3605	Filled	CORRECTIONAL OFFICER	Washington,Kevin F	7/16/1984	8	10	66,742.00	19,688.89	1.0	Continuing	N
00026112	FLO	2018	0100	3600	3605	Filled	CORRECTIONAL OFFICER	Walker,Angela V	2/9/2015	7	3	50,968.00	15,035.56	1.0	Continuing	N
00026113	FLO	2018	0100	3600	3605	Filled	SUPV LEGAL INSTRUMENT EXAMINR	Brown,Robilyn S	12/26/2006	11	0	66,926.13	19,743.21	1.0	Continuing	N
00026115	FLO	2018	0100	3600	3605	Filled	CORRECTIONAL OFFICER	Otitoloju,Adeniyi A	7/14/2014	8	2	54,702.00	16,137.09	1.0	Continuing	N
00026139	FLO	2018	0100	3600	3605	Filled	CORRECTIONAL PGM OFFICER	Thompson,Denise Z	1/28/2013	12	0	84,145.44	24,822.90	1.0	Continuing	N
00026155	FLO	2018	0100	3600	3605	Filled	LEAD CORRECTIONAL OFC	Motanya,Frederick A	7/14/1993	9	10	73,512.00	21,686.04	1.0	Continuing	N
00026161	FLO	2018	0100	3600	3605	Filled	CORRECTIONAL OFFICER	Rush,Elton Stuart	2/22/2005	8	10	66,742.00	19,688.89	1.0	Continuing	N
00026168	FLO	2018	0100	3600	3605	Filled	CORRECTIONAL OFFICER	Sakariyah,Lukman	7/10/2017	6	1	45,284.00	13,358.78	1.0	Continuing	N
00026197	FLO	2018	0100	3600	3605	Filled	CORRECTIONAL OFFICER - LEAD	Wiley,Marcia D	1/31/2011	9	4	63,540.00	18,744.30	1.0	Continuing	N
00026286	FLO	2018	0100	3600	3605	Filled	CORRECTIONAL OFFICER	Smith,Kevin E	8/18/2008	8	5	59,217.00	17,469.02	1.0	Continuing	N
00026361	FLO	2018	0100	3600	3605	Filled	CORRECTIONAL OFFICER	Green,Tokitha R.	4/28/2008	8	6	60,722.00	17,912.99	1.0	Continuing	N
00026388	FLO	2018	0100	3600	3605	Filled	CORRECTIONAL OFFICER	Omomo,Johnson	1/14/2013	8	4	57,712.00	17,025.04	1.0	Continuing	N
00026422	FLO	2018	0100	3600	3605	Filled	CORRECTIONAL OFFICER	Simmons Jr.,Lonnie	9/3/1985	8	10	66,742.00	19,688.89	1.0	Continuing	N
00026423	FLO	2018	0100	3600	3605	Filled	CORRECTIONAL OFFICER	Memudu,Lateef A.	10/7/2013	8	3	56,207.00	16,581.07	1.0	Continuing	N
00026478	FLO	2018	0100	3600	3605	Filled	CORRECTIONAL OFFICER - LEAD	Jefferson Jr.,Robert L	3/10/1993	9	10	73,512.00	21,686.04	1.0	Continuing	N
00026510	FLO	2018	0100	3600	3605	Filled	CORRECTIONAL OFFICER	Alfaro,Steven M	7/9/2007	7	2	49,608.00	14,634.36	1.0	Continuing	N
00026590	FLO	2018	0100	3600	3605	Filled	Clerical Assistant (OA)	Smith-Hill,Deborah D	6/14/1993	5	10	52,779.00	15,569.81	1.0	Continuing	N
00026648	FLO	2018	0100	3600	3605	Filled	CORRECTIONAL OFFICER	Parker,Daniel E	9/24/2007	8	7	62,227.00	18,356.97	1.0	Continuing	N
00026806	FLO	2018	0100	3600	3605	Filled	CORRECTIONAL OFFICER	Wilson,Erica S	5/27/2008	8	6	60,722.00	17,912.99	1.0	Continuing	N
00026871	FLO	2018	0100	3600	3605	Filled	CORRECTIONAL OFFICER	Akindunni,Olanrewaju R.	6/18/2012	8	5	59,217.00	17,469.02	1.0	Continuing	N
00026875	FLO	2018	0100	3600	3605	Filled	CORRECTIONAL OFFICER	Yumba,Augustin T	2/24/2014	8	3	56,207.00	16,581.07	1.0	Continuing	N
00027024	FLO	2018	0100	3600	3605	Filled	CORRECTIONAL OFFICER	Harvey,Jaleesa Nicole	2/1/2010	8	5	59,217.00	17,469.02	1.0	Continuing	N
00027058	FLO	2018	0100	3600	3605	Filled	CORRECTIONAL OFFICER	Ball,Lorenzo A	4/22/1991	8	10	66,742.00	19,688.89	1.0	Continuing	N
00027061	FLO	2018	0100	3600	3605	Filled	CORRECTIONAL OFFICER	Trotter,Charles	4/25/1988	8	10	66,742.00	19,688.89	1.0	Continuing	N
00027102	FLO	2018	0100	3600	3605	Filled	CORRECTIONAL OFFICER	Okpara,Harry O	11/13/2007	8	7	62,227.00	18,356.97	1.0	Continuing	N
00027315	FLO	2018	0100	3600	3605	Filled	Lead Legal Instruments Examine	Thompson,Fred O	9/17/2007	9	10	69,548.00	20,516.66	1.0	Continuing	N
00027710	FLO	2018	0100	3600	3605	Filled	CORRECTIONAL OFFICER	Hodgins,Raven	4/14/2016	7	2	49,608.00	14,634.36	1.0	Continuing	N
00029025	FLO	2018	0600	3600	3605	Filled	CORRECTIONAL OFFICER - LEAD	Cole,Andre' W.	6/13/2005	9	9	71,850.00	21,195.75	1.0	Continuing	N
00029031	FLO	2018	0100	3600	3605	Filled	SUPV CORRECTIONAL OFFICER	Vinyard,Eric S	11/5/2012	12	0	88,510.89	26,110.71	1.0	Continuing	N
00029035	FLO	2018	0600	3600	3605	Filled	CORRECTIONAL OFFICER	Williams,Marquis T	8/18/2008	8	6	60,722.00	17,912.99	1.0	Continuing	N
00029036	FLO	2018	0600	3600	3605	Filled	CORRECTIONAL OFFICER	Loften,Mark A	6/27/2005	8	10	66,742.00	19,688.89	1.0	Continuing	N
00029037	FLO	2018	0100	3600	3605	Filled	SUPVY CORRECTIONAL OFFICER	Ibeawuchi,Obioma L	2/1/1988	11	0	77,646.60	22,905.75	1.0	Continuing	N
00029038	FLO	2018	0600	3600	3605	Filled	CORRECTIONAL OFFICER	Frost,Ada R	5/10/2010	8	5	59,217.00	17,469.02	1.0	Continuing	N
00029042	FLO	2018	0100	3600	3605	Filled	CORRECTIONAL OFFICER	Lewis III,John W	6/2/2014	8	3	56,207.00	16,581.07	1.0	Continuing	N
00029045	FLO	2018	0100	3600	3605	Filled	Financial Manager	Staats,Daryl	2/22/2000	14	10	133,480.00	39,376.60	1.0	Continuing	N
00029046	FLO	2018	0100	3600	3605	Filled	CORRECTIONAL OFFICER	Logan,Marion L	5/10/2010	8	5	59,217.00	17,469.02	1.0	Continuing	N

**Department of Corrections (FL0) FY 2018 Schedule A -Filled Positions (as of 01/31/2018)**

Position Nbr	Agency Code	Fiscal Year	Fund	Program Code	Activity Code	Filled, Vacant or Frozen	Position Title	Employee Name	Hire Date	Grade	Step	Salary	Fringe	FTE	Continuing/T emp/Term	Filled by Law Y/N
00029049	FL0	2018	0100	3600	3605	Filled	SUPVY CORRECTIONAL OFFICER	Tates,Joyce E	1/23/2006	11	0	76,633.65	22,606.93	1.0	Continuing	N
00029079	FL0	2018	0100	3600	3605	Filled	CORRECTIONAL PGM OFR RECORD	Chisholm,Shelly Michelle	10/16/1983	12	0	75,356.19	22,230.08	1.0	Continuing	N
00032364	FL0	2018	0100	3600	3605	Filled	CORRECTIONAL OFFICER - LEAD	Bryan,Simon G	10/24/1993	9	10	73,512.00	21,686.04	1.0	Continuing	N
00032384	FL0	2018	0100	3600	3605	Filled	CORRECTIONAL OFFICER	Jabbie,Alhaji I	1/19/2010	8	5	59,217.00	17,469.02	1.0	Continuing	N
00032398	FL0	2018	0600	3600	3605	Filled	CORRECTIONAL OFFICER	King,Donald C	3/23/1992	8	10	66,742.00	19,688.89	1.0	Continuing	N
00032515	FL0	2018	0100	3600	3605	Filled	CORRECTIONAL OFFICER	Saunders,Shuey D	5/22/1992	8	10	66,742.00	19,688.89	1.0	Continuing	N
00032622	FL0	2018	0100	3600	3605	Filled	CORRECTIONAL OFFICER	Marion,Shantell	1/30/2012	8	10	66,742.00	19,688.89	1.0	Continuing	N
00032657	FL0	2018	0600	3600	3605	Filled	CORRECTIONAL OFFICER	Riley,Thomas A	5/13/1995	8	10	66,742.00	19,688.89	1.0	Continuing	N
00032699	FL0	2018	0100	3600	3605	Filled	CORRECTIONAL OFFICER	Hart,Hazel P	10/4/2004	8	10	66,742.00	19,688.89	1.0	Continuing	N
00032710	FL0	2018	0100	3600	3605	Filled	CORRECTIONAL OFFICER - LEAD	Makins,Dionne A	1/30/2012	9	10	73,512.00	21,686.04	1.0	Continuing	N
00032747	FL0	2018	0100	3600	3605	Filled	CORRECTIONAL OFFICER	Akaragwe,Solomon A	9/24/2012	8	4	57,712.00	17,025.04	1.0	Continuing	N
00032774	FL0	2018	0100	3600	3605	Filled	Clerical Assistant	Sanders,Lavon K	11/13/1995	7	9	53,994.00	15,928.23	1.0	Continuing	N
00032808	FL0	2018	0100	3600	3605	Filled	CORRECTIONAL OFFICER	Barkley,Kayla M	8/22/2016	6	2	46,485.00	13,713.08	1.0	Continuing	N
00032809	FL0	2018	0100	3600	3605	Filled	CORRECTIONAL OFFICER	Ngorekom,Mbah J	2/24/2014	8	3	56,207.00	16,581.07	1.0	Continuing	N
00032848	FL0	2018	0100	3600	3605	Filled	CORRECTIONAL OFFICER	Ayodele,Femi	3/25/2013	8	4	57,712.00	17,025.04	1.0	Continuing	N
00032852	FL0	2018	0100	3600	3605	Filled	CORRECTIONAL OFFICER	Javed,Khalid	11/20/1991	8	10	66,742.00	19,688.89	1.0	Continuing	N
00032900	FL0	2018	0100	3600	3605	Filled	CORRECTIONAL OFFICER	Scott,Paul M	7/26/1992	8	10	66,742.00	19,688.89	1.0	Continuing	N
00032901	FL0	2018	0600	3600	3605	Filled	CORRECTIONAL OFFICER	Adrien,Patrick	8/16/2010	8	5	59,217.00	17,469.02	1.0	Continuing	N
00032904	FL0	2018	0100	3600	3605	Filled	CORRECTIONAL OFFICER - LEAD	Brown,Dianna A	11/18/1990	9	8	70,188.00	20,705.46	1.0	Continuing	N
00032921	FL0	2018	0100	3600	3605	Filled	CORRECTIONAL OFFICER - LEAD	Smith,Douglas L	1/11/1992	9	10	73,512.00	21,686.04	1.0	Continuing	N
00032939	FL0	2018	0100	3600	3605	Filled	CORRECTIONAL OFFICER	Conteh,Mohamed	8/30/2010	8	5	59,217.00	17,469.02	1.0	Continuing	N
00032992	FL0	2018	0100	3600	3605	Filled	CORRECTIONAL OFFICER	Rothen,Carmen F	11/9/2009	8	5	59,217.00	17,469.02	1.0	Continuing	N
00032995	FL0	2018	0100	3600	3605	Filled	CORRECTIONAL OFFICER - LEAD	Cain-Rogers,Alisha L	1/5/2009	9	5	65,202.00	19,234.59	1.0	Continuing	N
00033043	FL0	2018	0100	3600	3605	Filled	CORRECTIONAL OFFICER	Adewumi,Sunday A	1/19/2010	8	5	59,217.00	17,469.02	1.0	Continuing	N
00033072	FL0	2018	0100	3600	3605	Filled	CORRECTIONAL OFFICER - LEAD	Deramus,Sharif D	10/3/1994	9	10	73,512.00	21,686.04	1.0	Continuing	N
00033129	FL0	2018	0100	3600	3605	Filled	CORRECTIONAL OFFICER - LEAD	Ukegbu,Ndiribe D	3/28/1996	9	10	73,512.00	21,686.04	1.0	Continuing	N
00033131	FL0	2018	0100	3600	3605	Filled	CORRECTIONAL OFFICER	Mahmood,Arshad X	8/11/1991	8	10	66,742.00	19,688.89	1.0	Continuing	N
00033157	FL0	2018	0100	3600	3605	Filled	CORRECTIONAL PGM ADMIN	Manning,Jeanette	12/24/2007	13	0	93,040.19	27,446.86	1.0	Continuing	N
00033164	FL0	2018	0100	3600	3605	Filled	CORRECTIONAL OFFICER	Harvey,Tifiny N	7/6/2009	8	5	59,217.00	17,469.02	1.0	Continuing	N
00033338	FL0	2018	0100	3600	3605	Filled	CORRECTIONAL OFFICER	Grooms,Kimberly N	12/24/2007	8	6	60,722.00	17,912.99	1.0	Continuing	N
00033358	FL0	2018	0100	3600	3605	Filled	CORRECTIONAL OFFICER	Wharton,Brian K	8/22/2016	6	2	46,485.00	13,713.08	1.0	Continuing	N
00033360	FL0	2018	0100	3600	3605	Filled	CORRECTIONAL OFFICER	Cloyd,Joseph	3/23/1993	8	10	66,742.00	19,688.89	1.0	Continuing	N
00033364	FL0	2018	0100	3600	3605	Filled	CORRECTIONAL OFFICER	Walker,Enoch B	11/13/2006	8	7	62,227.00	18,356.97	1.0	Continuing	N
00033379	FL0	2018	0100	3600	3605	Filled	CORRECTIONAL OFFICER	Lawton,Kathy C	1/9/1993	8	10	66,742.00	19,688.89	1.0	Continuing	N
00033399	FL0	2018	0100	3600	3605	Filled	CORRECTIONAL OFFICER	Roberson,Antwon W	11/23/2009	8	6	60,722.00	17,912.99	1.0	Continuing	N
00033410	FL0	2018	0100	3600	3605	Filled	CORRECTIONAL OFFICER	Wheeler,Reginald W	3/12/1995	8	10	66,742.00	19,688.89	1.0	Continuing	N
00033427	FL0	2018	0100	3600	3605	Filled	CORRECTIONAL OFFICER	Brown,Corren S	9/21/2015	7	2	49,608.00	14,634.36	1.0	Continuing	N
00033481	FL0	2018	0100	3600	3605	Filled	CORRECTIONAL OFFICER	Gaines,Earnestine S	4/8/2013	8	4	57,712.00	17,025.04	1.0	Continuing	N
00033520	FL0	2018	0100	3600	3605	Filled	CORRECTIONAL OFFICER	Tolessa,Liben Benti	4/1/2013	8	4	57,712.00	17,025.04	1.0	Continuing	N
00033531	FL0	2018	0100	3600	3605	Filled	CORRECTIONAL OFFICER	Gill,Tyler	8/7/2017	6	1	45,284.00	13,358.78	1.0	Continuing	N
00033553	FL0	2018	0100	3600	3605	Filled	CORRECTIONAL OFFICER	Jhezue,Chima O	11/23/2009	8	5	59,217.00	17,469.02	1.0	Continuing	N

**Department of Corrections (FL0) FY 2018 Schedule A -Filled Positions (as of 01/31/2018)**

Position Nbr	Agency Code	Fiscal Year	Fund	Program Code	Activity Code	Filled, Vacant or Frozen	Position Title	Employee Name	Hire Date	Grade	Step	Salary	Fringe	FTE	Continuing/T emp/Term	Filled by Law Y/N
00033575	FLO	2018	0100	3600	3605	Filled	LEGAL INSTRUMENTS EXAMINER	Preira,Phillippe	3/17/2008	8	5	52,311.00	15,431.75	1.0	Continuing	N
00033585	FLO	2018	0600	3600	3605	Filled	CORRECTIONAL OFFICER	Morgan,Theresa F	4/8/1993	8	10	66,742.00	19,688.89	1.0	Continuing	N
00033586	FLO	2018	0100	3600	3605	Filled	CORRECTIONAL OFFICER	Allen,Mary F	4/9/1990	8	10	66,742.00	19,688.89	1.0	Continuing	N
00033604	FLO	2018	0100	3600	3605	Filled	CORRECTIONAL OFFICER	Nkemnkeng,Fonkeng D	10/7/2013	8	3	56,207.00	16,581.07	1.0	Continuing	N
00033621	FLO	2018	0600	3600	3605	Filled	CORRECTIONAL OFFICER	Robinson,Kevin	1/19/1999	8	10	66,742.00	19,688.89	1.0	Continuing	N
00033625	FLO	2018	0100	3600	3605	Filled	CORRECTIONAL OFFICER	Robinson,Shana T.	3/17/2008	8	6	60,722.00	17,912.99	1.0	Continuing	N
00033635	FLO	2018	0100	3600	3605	Filled	CORRECTIONAL OFFICER	Holley,Lorraine W	9/7/1991	8	10	66,742.00	19,688.89	1.0	Continuing	N
00033665	FLO	2018	0100	3600	3605	Filled	CORRECTIONAL OFFICER	Oviasogie,Osadebamwen	3/5/2007	8	7	62,227.00	18,356.97	1.0	Continuing	N
00033675	FLO	2018	0100	3600	3605	Filled	CORRECTIONAL OFFICER	Folson,Eric A	2/14/1993	8	10	66,742.00	19,688.89	1.0	Continuing	N
00033748	FLO	2018	0100	3600	3605	Filled	CORRECTIONAL OFFICER	Kola,Agbonkehri Dennis	2/24/2014	8	3	56,207.00	16,581.07	1.0	Continuing	N
00033777	FLO	2018	0100	3600	3605	Filled	CORRECTIONAL OFFICER	Stewart,Denise E	12/8/1993	8	10	66,742.00	19,688.89	1.0	Continuing	N
00033778	FLO	2018	0100	3600	3605	Filled	CORRECTIONAL OFFICER	Shank,Barbara J	5/18/1992	8	10	66,742.00	19,688.89	1.0	Continuing	N
00033795	FLO	2018	0100	3600	3605	Filled	CORRECTIONAL OFFICER	Jones,Ruby M	8/22/1991	8	10	66,742.00	19,688.89	1.0	Continuing	N
00033811	FLO	2018	0100	3600	3605	Filled	CORRECTIONAL OFFICER	Sherard,Darion R.	2/11/2008	8	6	60,722.00	17,912.99	1.0	Continuing	N
00033813	FLO	2018	0100	3600	3605	Filled	CORRECTIONAL OFFICER - LEAD	Rosser III,John R	8/20/1994	9	10	73,512.00	21,686.04	1.0	Continuing	N
00033817	FLO	2018	0100	3600	3605	Filled	CORRECTIONAL OFFICER	Wannamaker,Ruby	7/15/1991	8	10	66,742.00	19,688.89	1.0	Continuing	N
00033824	FLO	2018	0100	3600	3605	Filled	CORRECTIONAL OFFICER	Byrd,Ricole R	7/14/2014	8	2	54,702.00	16,137.09	1.0	Continuing	N
00033830	FLO	2018	0100	3600	3605	Filled	CORRECTIONAL OFFICER	Linder,Bernice C	1/19/1996	8	10	66,742.00	19,688.89	1.0	Continuing	N
00033836	FLO	2018	0100	3600	3605	Filled	CORRECTIONAL OFFICER	Spates,Keith E	3/29/2010	8	5	59,217.00	17,469.02	1.0	Continuing	N
00033837	FLO	2018	0100	3600	3605	Filled	CORRECTIONAL OFFICER	Sutton,Crystal R	12/17/1997	8	10	66,742.00	19,688.89	1.0	Continuing	N
00033854	FLO	2018	0600	3600	3605	Filled	CORRECTIONAL OFFICER	Walker,Robert	2/26/1990	8	10	66,742.00	19,688.89	1.0	Continuing	N
00033885	FLO	2018	0100	3600	3605	Filled	CORRECTIONAL OFFICER	Ghafoor,Iqbal M	2/23/1992	8	10	66,742.00	19,688.89	1.0	Continuing	N
00034286	FLO	2018	0100	3600	3605	Filled	CORRECTIONAL OFFICER	Adjanla,Lanwoe	5/10/2010	8	5	59,217.00	17,469.02	1.0	Continuing	N
00035573	FLO	2018	0100	3600	3605	Filled	MANAGEMENT ASSISTANT (CORRESPO	Jackson,Violet E	2/26/1993	7	9	59,679.00	17,605.31	1.0	Continuing	N
00035698	FLO	2018	0100	3600	3605	Filled	Lead Legal Instruments Examine	Lewis,Kevin B	6/18/1990	9	9	67,807.00	20,003.07	1.0	Continuing	N
00035703	FLO	2018	0100	3600	3605	Filled	Lead Legal Instruments Examine	Dupar,Angela Latress	7/6/1990	9	10	69,548.00	20,516.66	1.0	Continuing	N
00036395	FLO	2018	0100	3600	3605	Filled	CORRECTIONAL OFFICER	Starkes,Alroy L	6/26/1987	8	10	66,742.00	19,688.89	1.0	Continuing	N
00036694	FLO	2018	0100	3600	3605	Filled	CORRECTIONAL OFFICER - LEAD	Oladapo,Olubola T	12/20/2010	9	3	61,878.00	18,254.01	1.0	Continuing	N
00036695	FLO	2018	0100	3600	3605	Filled	CORRECTIONAL OFFICER	Graham,Bobby E	1/19/2010	8	5	59,217.00	17,469.02	1.0	Continuing	N
00038410	FLO	2018	0100	3600	3605	Filled	CORRECTIONAL OFFICER	Reddick,Lawanda D	6/30/2008	8	6	60,722.00	17,912.99	1.0	Continuing	N
00042406	FLO	2018	0100	3600	3605	Filled	Lead Legal Instruments Exam.	Daley,Davondalyn	5/7/1990	9	8	66,066.00	19,489.47	1.0	Continuing	N

**Department of Corrections (FL0) FY 2018 Schedule A -Filled Positions (as of 01/31/2018)**

Position Nbr	Agency Code	Fiscal Year	Fund	Program Code	Activity Code	Filled, Vacant or Frozen	Position Title	Employee Name	Hire Date	Grade	Step	Salary	Fringe	FTE	Continuing/T emp/Term	Filled by Law Y/N
00042435	FLO	2018	0100	3600	3605	Filled	LEGAL INSTRUMENTS EXAMINER	Henry-Hall, Valerie J	12/3/2007	8	7	55,267.00	16,303.77	1.0	Continuing	N
00042441	FLO	2018	0100	3600	3605	Filled	LEGAL INSTRUMENTS EXAMINER	Stewart,Eboni M	12/26/2006	8	9	62,967.00	18,575.27	1.0	Continuing	N
00042444	FLO	2018	0100	3600	3605	Filled	CORRECTIONAL OFFICER	Booker,Barbara	11/10/2008	8	6	60,722.00	17,912.99	1.0	Continuing	N
00042445	FLO	2018	0100	3600	3605	Filled	LEGAL INSTRUMENTS EXAMINER	Mallard,Margaret	12/11/2006	8	10	64,545.00	19,040.78	1.0	Continuing	N
00042452	FLO	2018	0100	3600	3605	Filled	LEGAL INSTRUMENTS EXAMINER	Littles,Denyne A	1/8/2007	8	8	61,389.00	18,109.76	1.0	Continuing	N
00042455	FLO	2018	0100	3600	3605	Filled	LEGAL INSTRUMENTS EXAMINER	Childs,Debra	6/18/1990	8	10	64,545.00	19,040.78	1.0	Continuing	N
00042456	FLO	2018	0100	3600	3605	Filled	LEGAL INSTRUMENTS EXAMINER	Brown,Letitia Lea	7/8/2007	8	8	61,389.00	18,109.76	1.0	Continuing	N
00042458	FLO	2018	0100	3600	3605	Filled	LEGAL INSTRUMENTS EXAMINER	Jackson,Chaura A.	2/19/2008	8	8	56,745.00	16,739.78	1.0	Continuing	N
00042460	FLO	2018	0100	3600	3605	Filled	CORRECTIONAL OFFICER	Hawkins, Terencyia C	2/24/2014	8	3	56,207.00	16,581.07	1.0	Continuing	N
00042462	FLO	2018	0100	3600	3605	Filled	Program Analyst	Miles,Antoinette N	2/1/2017	12	7	83,443.00	24,615.69	1.0	Continuing	N
00042463	FLO	2018	0100	3600	3605	Filled	LEGAL INSTRUMENTS EXAMINER	Simmons,Deborah F	1/8/2007	8	8	61,389.00	18,109.76	1.0	Continuing	N
00042464	FLO	2018	0100	3600	3605	Filled	LEGAL INSTRUMENTS EXAMINER	Washington,Ingrid C	1/8/2007	8	8	61,389.00	18,109.76	1.0	Continuing	N
00042465	FLO	2018	0100	3600	3605	Filled	LEGAL INSTRUMENTS EXAMINER	Smart,Debra Ann	7/8/2007	8	7	59,811.00	17,644.25	1.0	Continuing	N
00042467	FLO	2018	0100	3600	3605	Filled	Lead Legal Instruments Examine	Jones,Cortney L	7/23/2007	9	6	62,584.00	18,462.28	1.0	Continuing	N
00042468	FLO	2018	0100	3600	3605	Filled	CORRECTIONAL OFFICER	Stewart,Lachonne L	1/30/2012	8	10	66,742.00	19,688.89	1.0	Continuing	N
00042655	FLO	2018	0100	3600	3605	Filled	SUPV CORRECTIONAL OFFICER	Brown,Glinda L	5/7/1990	12	0	84,296.12	24,867.36	1.0	Continuing	N
00042657	FLO	2018	0100	3600	3605	Filled	SUPVY CORRECTIONAL OFFICER	Goodwin,Lawrence E	10/10/1989	11	0	79,035.48	23,315.47	1.0	Continuing	N
00044136	FLO	2018	0100	3600	3605	Filled	LEGAL INSTRUMENTS EXAMIN SUPV	Proctor,Kevin L	11/7/1993	11	0	76,496.33	22,566.42	1.0	Continuing	N
00044423	FLO	2018	0100	3600	3605	Filled	Secretary	Gilchrist,Kimberly	9/8/1993	8	10	59,701.00	17,611.80	1.0	Continuing	N
00044484	FLO	2018	0100	3600	3605	Filled	CORRECTIONAL OFFICER	Wanmo,Armand	3/24/2014	8	3	56,207.00	16,581.07	1.0	Continuing	N
00045442	FLO	2018	0100	3600	3605	Filled	CORRECTIONAL OFFICER	Bonds Jr.,Eugene	9/25/2006	8	7	62,227.00	18,356.97	1.0	Continuing	N
00045443	FLO	2018	0100	3600	3605	Filled	CORRECTIONAL OFFICER	Sholoye,John O	2/24/2014	8	3	56,207.00	16,581.07	1.0	Continuing	N
00045447	FLO	2018	0100	3600	3605	Filled	CORRECTIONAL OFFICER	Ferguson,James V	9/25/2006	8	7	62,227.00	18,356.97	1.0	Continuing	N
00045448	FLO	2018	0100	3600	3605	Filled	CORRECTIONAL OFFICER	Obi,Hyginius E	10/7/2013	8	3	56,207.00	16,581.07	1.0	Continuing	N
00045449	FLO	2018	0100	3600	3605	Filled	CORRECTIONAL OFFICER - LEAD	Green III,Hosea D	9/25/2006	9	10	73,512.00	21,686.04	1.0	Continuing	N
00045454	FLO	2018	0100	3600	3605	Filled	CORRECTIONAL OFFICER	Thompson,LaToya L	5/5/2014	8	3	56,207.00	16,581.07	1.0	Continuing	N
00045455	FLO	2018	0100	3600	3605	Filled	CORRECTIONAL OFFICER	Ibeawuchi,Uchendu B	9/25/2006	8	7	62,227.00	18,356.97	1.0	Continuing	N
00045457	FLO	2018	0600	3600	3605	Filled	CORRECTIONAL OFFICER	Talley,Brenda J.	5/27/2008	8	9	65,237.00	19,244.92	1.0	Continuing	N
00045459	FLO	2018	0100	3600	3605	Filled	CORRECTIONAL OFFICER	Abosedo,Olubunmi	3/25/2013	8	4	57,712.00	17,025.04	1.0	Continuing	N
00045574	FLO	2018	0100	3600	3605	Filled	CORRECTIONAL OFFICER	Harris-Kassim,Charlene L	10/23/2013	8	3	56,207.00	16,581.07	1.0	Continuing	N

**Department of Corrections (FL0) FY 2018 Schedule A -Filled Positions (as of 01/31/2018)**

Position Nbr	Agency Code	Fiscal Year	Fund	Program Code	Activity Code	Filled, Vacant or Frozen	Position Title	Employee Name	Hire Date	Grade	Step	Salary	Fringe	FTE	Continuing/T emp/Term	Filled by Law Y/N
00045575	FLO	2018	0100	3600	3605	Filled	CORRECTIONAL OFFICER	Johnson,Matthew C	7/19/2010	8	5	59,217.00	17,469.02	1.0	Continuing	N
00045576	FLO	2018	0100	3600	3605	Filled	CORRECTIONAL OFFICER	Oyelami,Matthew O	1/19/2010	8	5	59,217.00	17,469.02	1.0	Continuing	N
00045577	FLO	2018	0100	3600	3605	Filled	CORRECTIONAL OFFICER	Nwabunnia,Anthony	3/25/2013	8	4	57,712.00	17,025.04	1.0	Continuing	N
00045579	FLO	2018	0100	3600	3605	Filled	CORRECTIONAL OFFICER	McAllister,Bonnica E	10/14/2008	8	6	60,722.00	17,912.99	1.0	Continuing	N
00045580	FLO	2018	0100	3600	3605	Filled	CORRECTIONAL TREATMENT SPEC	Washington,Teresa A	10/17/1983	11	10	82,002.00	24,190.59	1.0	Continuing	N
00045582	FLO	2018	0100	3600	3605	Filled	CORRECTIONAL OFFICER	Akpobasa,Raphael Gilbert	8/22/2016	6	2	46,485.00	13,713.08	1.0	Continuing	N
00045583	FLO	2018	0100	3600	3605	Filled	CORRECTIONAL OFFICER	McCaster,Melvin J	2/1/2010	8	5	59,217.00	17,469.02	1.0	Continuing	N
00045584	FLO	2018	0100	3600	3605	Filled	CORRECTIONAL OFFICER	Davis,Melissa E	12/7/2009	8	5	59,217.00	17,469.02	1.0	Continuing	N
00045585	FLO	2018	0100	3600	3605	Filled	CORRECTIONAL OFFICER	Butler,Judah	1/25/2016	7	2	49,608.00	14,634.36	1.0	Continuing	N
00045587	FLO	2018	0100	3600	3605	Filled	CORRECTIONAL OFFICER	Ferguson,Jamal	9/12/2016	6	2	46,485.00	13,713.08	1.0	Continuing	N
00045590	FLO	2018	0100	3600	3605	Filled	CORRECTIONAL OFFICER	Bullock,Kyiwanda M	12/22/2008	8	5	59,217.00	17,469.02	1.0	Continuing	N
00045591	FLO	2018	0100	3600	3605	Filled	CORRECTIONAL OFFICER	Jenkins,Cloytillia M	5/10/2010	8	5	59,217.00	17,469.02	1.0	Continuing	N
00045844	FLO	2018	0100	3600	3605	Filled	CORRECTIONAL OFFICER - LEAD	Ayodele,Bosede A	9/24/2007	9	6	66,864.00	19,724.88	1.0	Continuing	N
00045845	FLO	2018	0100	3600	3605	Filled	CORRECTIONAL OFFICER	Huskin,Lawrence S	12/22/2009	8	5	59,217.00	17,469.02	1.0	Continuing	N
00046337	FLO	2018	0100	3600	3605	Filled	SUPV CORRECTIONAL OFFICER	Lancaster,Crystal	6/8/2009	11	0	71,722.20	21,158.05	1.0	Continuing	N
00071665	FLO	2018	0100	3600	3605	Filled	CORRECTIONAL INSTITUTION ADMN	Cave Jr,Charles	12/12/2016	14	0	123,331.00	36,382.65	1.0	Continuing	N
00072979	FLO	2018	0100	3600	3605	Filled	CORRECTIONAL OFFICER	Idowu,Segun	12/26/2017	6	1	45,284.00	13,358.78	1.0	Continuing	N
00073132	FLO	2018	0100	3600	3605	Filled	CORRECTIONAL OFFICER	Taylor,Brandon J	9/13/2010	8	5	59,217.00	17,469.02	1.0	Continuing	N
00073133	FLO	2018	0100	3600	3605	Filled	CORRECTIONAL OFFICER	Walker,Indiara K	9/13/2010	8	5	59,217.00	17,469.02	1.0	Continuing	N
00073134	FLO	2018	0100	3600	3605	Filled	CORRECTIONAL OFFICER	Kamara,Lassana F	2/24/2014	8	3	56,207.00	16,581.07	1.0	Continuing	N
00073135	FLO	2018	0100	3600	3605	Filled	CORRECTIONAL OFFICER	Azubike,Emeka E	9/13/2010	8	5	59,217.00	17,469.02	1.0	Continuing	N
00073136	FLO	2018	0100	3600	3605	Filled	CORRECTIONAL OFFICER	Ososanya,Taiwo	7/25/2016	6	2	46,485.00	13,713.08	1.0	Continuing	N
00073138	FLO	2018	0100	3600	3605	Filled	CORRECTIONAL OFFICER	Ososanya,Kehinde	5/2/2016	7	2	49,608.00	14,634.36	1.0	Continuing	N
00073148	FLO	2018	0100	3600	3605	Filled	CORRECTIONAL OFFICER	Adeniji,Ayoola O	6/21/2010	8	5	59,217.00	17,469.02	1.0	Continuing	N
00073647	FLO	2018	0100	3600	3605	Filled	CORRECTIONAL OFFICER	Feliciano,Jovani F	9/24/2012	8	4	57,712.00	17,025.04	1.0	Continuing	N
00077825	FLO	2018	0100	3600	3605	Filled	CORRECTIONAL OFFICER	Ajugonyi,Peter A	5/6/2013	8	4	57,712.00	17,025.04	1.0	Continuing	N
00077826	FLO	2018	0100	3600	3605	Filled	CORRECTIONAL OFFICER	Joshua,Taiye O	5/6/2013	8	4	57,712.00	17,025.04	1.0	Continuing	N
00077827	FLO	2018	0100	3600	3605	Filled	CORRECTIONAL OFFICER	Miranda,Eddy C	5/6/2013	8	4	57,712.00	17,025.04	1.0	Continuing	N
00077828	FLO	2018	0100	3600	3605	Filled	CORRECTIONAL OFFICER	Oyebanjo,Bukola T	5/6/2013	8	4	57,712.00	17,025.04	1.0	Continuing	N
00077829	FLO	2018	0100	3600	3605	Filled	CORRECTIONAL OFFICER	Ujor,Robinson F	5/6/2013	8	4	57,712.00	17,025.04	1.0	Continuing	N
00077854	FLO	2018	0100	3600	3605	Filled	CORRECTIONAL OFFICER	Adams,Tamika D	5/20/2013	8	4	57,712.00	17,025.04	1.0	Continuing	N

**Department of Corrections (FL0) FY 2018 Schedule A -Filled Positions (as of 01/31/2018)**

Position Nbr	Agency Code	Fiscal Year	Fund	Program Code	Activity Code	Filled, Vacant or Frozen	Position Title	Employee Name	Hire Date	Grade	Step	Salary	Fringe	FTE	Continuing/T emp/Term	Filled by Law Y/N
00077855	FLO	2018	0100	3600	3605	Filled	CORRECTIONAL OFFICER	Allen,Thomas B	5/20/2013	8	5	59,217.00	17,469.02	1.0	Continuing	N
00077856	FLO	2018	0100	3600	3605	Filled	CORRECTIONAL OFFICER	Anani,Labitey E	5/20/2013	8	4	57,712.00	17,025.04	1.0	Continuing	N
00077857	FLO	2018	0100	3600	3605	Filled	CORRECTIONAL OFFICER	Harris,Jovaughnna W	5/20/2013	8	4	57,712.00	17,025.04	1.0	Continuing	N
00077858	FLO	2018	0100	3600	3605	Filled	CORRECTIONAL OFFICER	Metuge,Roseline	5/20/2013	8	4	57,712.00	17,025.04	1.0	Continuing	N
00077860	FLO	2018	0100	3600	3605	Filled	CORRECTIONAL OFFICER	Uwalaka,Chidozie A	5/20/2013	8	4	57,712.00	17,025.04	1.0	Continuing	N
00077861	FLO	2018	0100	3600	3605	Filled	CORRECTIONAL OFFICER	Ogbeide,Ceasar A	5/20/2013	8	4	57,712.00	17,025.04	1.0	Continuing	N
00077862	FLO	2018	0100	3600	3605	Filled	CORRECTIONAL OFFICER	Gwet,Pierre	5/20/2013	8	4	57,712.00	17,025.04	1.0	Continuing	N
00077863	FLO	2018	0100	3600	3605	Filled	CORRECTIONAL OFFICER	WILLIAMS,BEVERLY B	10/15/1990	8	4	57,712.00	17,025.04	1.0	Continuing	N
00077864	FLO	2018	0100	3600	3605	Filled	CORRECTIONAL OFFICER	Uwaifo,Dickson	6/3/2013	8	4	57,712.00	17,025.04	1.0	Continuing	N
00077865	FLO	2018	0100	3600	3605	Filled	CORRECTIONAL OFFICER	Bowen,Jody K	6/3/2013	8	4	57,712.00	17,025.04	1.0	Continuing	N
00077866	FLO	2018	0100	3600	3605	Filled	CORRECTIONAL OFFICER	Asekomhe,Umoru	6/3/2013	8	4	57,712.00	17,025.04	1.0	Continuing	N
00077867	FLO	2018	0100	3600	3605	Filled	CORRECTIONAL OFFICER	Jackson,Ebony S	6/17/2013	8	4	57,712.00	17,025.04	1.0	Continuing	N
00077868	FLO	2018	0100	3600	3605	Filled	CORRECTIONAL OFFICER	Mshimba,John	6/17/2013	8	4	57,712.00	17,025.04	1.0	Continuing	N
00077869	FLO	2018	0100	3600	3605	Filled	CORRECTIONAL OFFICER	Washington,Christopher M	8/26/2013	8	3	56,207.00	16,581.07	1.0	Continuing	N
00077870	FLO	2018	0100	3600	3605	Filled	CORRECTIONAL OFFICER	Etubom,Dominic S	6/17/2013	8	4	57,712.00	17,025.04	1.0	Continuing	N
00077871	FLO	2018	0100	3600	3605	Filled	CORRECTIONAL OFFICER	Palle,Dangustard E	6/17/2013	8	4	57,712.00	17,025.04	1.0	Continuing	N
00077872	FLO	2018	0100	3600	3605	Filled	CORRECTIONAL OFFICER	Haughton,Shaneika N	6/17/2013	8	4	57,712.00	17,025.04	1.0	Continuing	N
00077873	FLO	2018	0100	3600	3605	Filled	CORRECTIONAL OFFICER	Brown,Latasha T	8/10/2015	7	2	49,608.00	14,634.36	1.0	Continuing	N
00082270	FLO	2018	0100	3600	3605	Filled	CORRECTIONAL OFFICER	Falade,Ayodeji F.	3/24/2014	8	3	56,207.00	16,581.07	1.0	Continuing	N
00082271	FLO	2018	0600	3600	3605	Filled	CORRECTIONAL OFFICER - LEAD	Gibbon,Antonette C	12/11/2006	9	6	66,864.00	19,724.88	1.0	Continuing	N
00082272	FLO	2018	0100	3600	3605	Filled	CORRECTIONAL OFFICER - LEAD	Stevenson,Joseph I	5/15/2006	9	8	70,188.00	20,705.46	1.0	Continuing	N
00082273	FLO	2018	0100	3600	3605	Filled	CORRECTIONAL OFFICER	Etienne-Tago,Tchamokouen	11/4/2013	8	3	56,207.00	16,581.07	1.0	Continuing	N
00082274	FLO	2018	0100	3600	3605	Filled	CORRECTIONAL OFFICER	Ngwatancho,Ngoh David	11/4/2013	8	3	56,207.00	16,581.07	1.0	Continuing	N
00082275	FLO	2018	0100	3600	3605	Filled	CORRECTIONAL OFFICER	Bodunde,Akindede James	11/4/2013	8	3	56,207.00	16,581.07	1.0	Continuing	N
00082276	FLO	2018	0100	3600	3605	Filled	CORRECTIONAL OFFICER	Hopper,Laronda M	11/16/2015	7	2	49,608.00	14,634.36	1.0	Continuing	N
00082278	FLO	2018	0100	3600	3605	Filled	CORRECTIONAL OFFICER	Washington,Duanita Angela	11/4/2013	8	3	56,207.00	16,581.07	1.0	Continuing	N
00082280	FLO	2018	0100	3600	3605	Filled	CORRECTIONAL OFFICER	Osasumwen,Joseph	11/18/2013	8	3	56,207.00	16,581.07	1.0	Continuing	N
00082282	FLO	2018	0100	3600	3605	Filled	CORRECTIONAL OFFICER	Caesar,Bertram Roy	11/4/2013	8	3	56,207.00	16,581.07	1.0	Continuing	N
00082283	FLO	2018	0100	3600	3605	Filled	CORRECTIONAL OFFICER	Jefferson,Jamar T	11/18/2013	8	3	56,207.00	16,581.07	1.0	Continuing	N
00082286	FLO	2018	0100	3600	3605	Filled	CORRECTIONAL OFFICER	Adedeji,Abiola G	11/4/2013	8	3	56,207.00	16,581.07	1.0	Continuing	N
00082287	FLO	2018	0100	3600	3605	Filled	CORRECTIONAL OFFICER	Ofoegbu,Joseph	11/18/2013	8	3	56,207.00	16,581.07	1.0	Continuing	N

### Department of Corrections (FL0) FY 2018 Schedule A -Filled Positions (as of 01/31/2018)

Position Nbr	Agency Code	Fiscal Year	Fund	Program Code	Activity Code	Filled, Vacant or Frozen	Position Title	Employee Name	Hire Date	Grade	Step	Salary	Fringe	FTE	Continuing/T emp/Term	Filled by Law Y/N
00082342	FLO	2018	0100	3600	3605	Filled	CRIMINAL INVEST	White, Charles B	10/13/1988	12	6	81,260.00	23,971.70	1.0	Continuing	N
00082590	FLO	2018	0100	3600	3605	Filled	Lead Legal Instruments Examine	Portillo, Marbin A	5/26/2009	9	5	57,559.00	16,979.91	1.0	Continuing	N
00082622	FLO	2018	0100	3600	3605	Filled	CORRECTIONAL OFFICER	Omolewa, Johnson O.	3/24/2014	8	3	56,207.00	16,581.07	1.0	Continuing	N
00085673	FLO	2018	0100	3600	3605	Filled	Supervisory Chaplain	Whittaker, Samuel	6/15/2015	13	0	89,115.60	26,289.10	1.0	Continuing	N
00090909	FLO	2018	0600	3600	3605	Filled	Special Assistant	Rhem, Elaine	5/26/2009	12	1	70,345.00	20,751.78	1.0	Continuing	N
00090911	FLO	2018	0600	3600	3605	Filled	Monitoring Specialist	Lewis, Kimberlee R.	5/30/2017	9	1	47,185.00	13,919.58	1.0	Continuing	N
00090912	FLO	2018	0600	3600	3605	Filled	Monitoring Specialist	Walker, Antoinette	6/12/2017	9	1	47,185.00	13,919.58	1.0	Continuing	N
00090913	FLO	2018	0600	3600	3605	Filled	Locksmith	Barrett Jr., Donald L.	6/26/2017	9	4	55,390.40	16,340.17	1.0	Continuing	N
00090914	FLO	2018	0600	3600	3605	Filled	IT Specialist (Data Management	Peng, Shu	1/22/2018	13	3	93,279.00	27,517.31	1.0	Continuing	N
00090915	FLO	2018	0600	3600	3605	Filled	IT Spec (Application Software)	Andrews, Ponti Saint	6/7/2010	13	4	96,090.00	28,346.55	1.0	Continuing	N
00090920	FLO	2018	0600	3600	3605	Filled	CORRECTIONAL OFFICER	Okongo, Dan	10/3/2016	6	2	46,485.00	13,713.08	1.0	Continuing	N
00090925	FLO	2018	0600	3600	3605	Filled	CORRECTIONAL OFFICER	Tucker, Antonio J.	10/16/2017	6	1	45,284.00	13,358.78	1.0	Continuing	N
00090932	FLO	2018	0600	3600	3605	Filled	Policy Analyst	Samuels, Angela D	12/21/1998	12	1	70,345.00	20,751.78	1.0	Continuing	N
00090934	FLO	2018	0600	3600	3605	Filled	Paralegal Specialist	Mante Pearson, Dede A.	10/9/2012	12	1	76,082.00	22,444.19	1.0	Continuing	N
00090936	FLO	2018	0600	3600	3605	Filled	CORRECTIONAL OFFICER	Kromah, Cephas D	5/1/2017	6	1	45,284.00	13,358.78	1.0	Continuing	N
00090941	FLO	2018	0600	3600	3605	Filled	Clerical Assistant	Johnson, Michelle	5/15/2017	7	1	42,250.00	12,463.75	1.0	Continuing	N
00090944	FLO	2018	0600	3600	3605	Filled	CORRECTIONAL OFFICER	Smith, Moses A	7/10/2017	6	1	45,284.00	13,358.78	1.0	Continuing	N
00090945	FLO	2018	0600	3600	3605	Filled	CORRECTIONAL OFFICER	Cole, Shanisha E.	10/30/2017	6	1	45,284.00	13,358.78	1.0	Continuing	N
00091055	FLO	2018	0100	3600	3605	Filled	CORRECTIONAL OFFICER	Corneh, Sylvester M.	11/28/2016	6	2	46,485.00	13,713.08	1.0	Continuing	N
00091059	FLO	2018	0100	3600	3605	Filled	CORRECTIONAL OFFICER	Ayodele, Patience M	10/3/2016	6	2	46,485.00	13,713.08	1.0	Continuing	N
00091060	FLO	2018	0100	3600	3605	Filled	CORRECTIONAL OFFICER	Obiorah, Hyginus	10/17/2016	6	2	46,485.00	13,713.08	1.0	Continuing	N
00091061	FLO	2018	0100	3600	3605	Filled	CORRECTIONAL OFFICER	Holiday, Renald	10/3/2016	6	2	46,485.00	13,713.08	1.0	Continuing	N
00091064	FLO	2018	0100	3600	3605	Filled	CORRECTIONAL OFFICER	Wilson, Dinah N	11/13/2007	6	2	46,485.00	13,713.08	1.0	Continuing	N
00091066	FLO	2018	0100	3600	3605	Filled	CORRECTIONAL OFFICER	Qawyy, Daud	10/3/2016	6	2	46,485.00	13,713.08	1.0	Continuing	N
00091067	FLO	2018	0100	3600	3605	Filled	CORRECTIONAL OFFICER	Christian, Marc	10/17/2016	6	2	46,485.00	13,713.08	1.0	Continuing	N
00091068	FLO	2018	0100	3600	3605	Filled	CORRECTIONAL OFFICER	Hernandez, Tia	10/3/2016	6	2	46,485.00	13,713.08	1.0	Continuing	N
00091070	FLO	2018	0100	3600	3605	Filled	CORRECTIONAL OFFICER	Hakeem, Dawodu	12/26/2017	6	1	45,284.00	13,358.78	1.0	Continuing	N
00091101	FLO	2018	0600	3600	3605	Filled	CORRECTIONAL OFFICER	Sackey, John	6/12/2017	6	1	45,284.00	13,358.78	1.0	Continuing	N
00091116	FLO	2018	0600	3600	3605	Filled	Program Analyst	Lopes, Novella	4/4/2016	12	5	79,077.00	23,327.72	1.0	Continuing	N
00091152	FLO	2018	0600	3600	3605	Filled	CORRECTIONAL OFFICER	Serry, Alfred B	5/1/2017	6	1	45,284.00	13,358.78	1.0	Continuing	N
00091163	FLO	2018	0600	3600	3605	Filled	SUPVY CORRECTIONAL OFFICER	Cain-Smith, Sharon	6/13/2005	13	0	95,000.00	28,025.00	1.0	Continuing	N



**Department of Corrections (FL0) FY 2018 Schedule A -Filled Positions (as of 01/31/2018)**

Position Nbr	Agency Code	Fiscal Year	Fund	Program Code	Activity Code	Filled, Vacant or Frozen	Position Title	Employee Name	Hire Date	Grade	Step	Salary	Fringe	FTE	Continuing/T emp/Term	Filled by Law Y/N
00091165	FLO	2018	0600	3600	3605	Filled	Correctional Institution Admin	Miller,Deborah A	6/20/2011	13	0	96,589.00	28,493.76	1.0	Continuing	N
00091168	FLO	2018	0600	3600	3605	Filled	Correctional Institution Admin	Williams,Jacqueline E	11/22/2010	13	0	93,449.00	27,567.46	1.0	Continuing	N
00091169	FLO	2018	0600	3600	3605	Filled	SUPVY CORRECTIONAL OFFICER	Reid III,Namon	2/6/2017	13	0	95,000.00	28,025.00	1.0	Continuing	N
00091170	FLO	2018	0600	3600	3605	Filled	SUPV CORRECTIONAL OFFICER	FORD,LEWIS A	11/14/2005	12	0	84,296.00	24,867.32	1.0	Continuing	N
00091171	FLO	2018	0600	3600	3605	Filled	SUPV CORRECTIONAL OFFICER	Bruce,Kevin	5/16/2016	12	0	78,133.94	23,049.51	1.0	Continuing	N
00091172	FLO	2018	0600	3600	3605	Filled	SUPV CORRECTIONAL OFFICER	Cobb,Antoine C	11/3/2014	12	0	81,841.00	24,143.10	1.0	Continuing	N
00091174	FLO	2018	0600	3600	3605	Filled	SUPV CORRECTIONAL OFFICER	Lyde Lancaster,Morena D	4/24/1994	12	0	80,748.91	23,820.93	1.0	Continuing	N
00091175	FLO	2018	0600	3600	3605	Filled	SUPV CORRECTIONAL OFFICER	Williams,Cornethia A	1/10/2005	12	0	84,296.65	24,867.51	1.0	Continuing	N
00091176	FLO	2018	0600	3600	3605	Filled	SUPV CORRECTIONAL OFFICER	Points,Aniceka	2/1/2017	11	0	68,000.00	20,060.00	1.0	Continuing	N
00091178	FLO	2018	0600	3600	3605	Filled	SUPV CORRECTIONAL OFFICER	Proisie,Isiac L	2/1/2017	11	0	68,000.00	20,060.00	1.0	Continuing	N
00091180	FLO	2018	0600	3600	3605	Filled	SUPV CORRECTIONAL OFFICER	Edwards,Markieta	2/1/2017	11	0	68,000.00	20,060.00	1.0	Continuing	N
00091181	FLO	2018	0600	3600	3605	Filled	SUPV CORRECTIONAL OFFICER	McCain-Hines,Nicole	2/1/2017	11	0	68,000.00	20,060.00	1.0	Continuing	N
00091182	FLO	2018	0600	3600	3605	Filled	SUPV CORRECTIONAL OFFICER	Bruce,Tocarra T	2/1/2017	11	0	68,000.00	20,060.00	1.0	Continuing	N
00091183	FLO	2018	0600	3600	3605	Filled	SUPV CORRECTIONAL OFFICER	Allen,Telly S	5/23/2011	11	0	89,406.00	26,374.77	1.0	Continuing	N
00091186	FLO	2018	0600	3600	3605	Filled	SUPV CORRECTIONAL OFFICER	Strickland,Kiana	12/24/2007	11	0	70,188.00	20,705.46	1.0	Continuing	N
00091187	FLO	2018	0600	3600	3605	Filled	SUPV CORRECTIONAL OFFICER	Hagood,Daria L	2/1/2017	11	0	74,959.00	22,112.91	1.0	Continuing	N
00091191	FLO	2018	0600	3600	3605	Filled	Social Worker	DeYoung,Amy	7/24/2017	12	2	78,444.00	23,140.98	1.0	Continuing	N
00093852	FLO	2018	0100	3600	3605	Filled	CORRECTIONAL OFFICER	Johnson,Rodney J	10/16/2017	6	1	45,284.00	13,358.78	1.0	Continuing	N
00093853	FLO	2018	0100	3600	3605	Filled	CORRECTIONAL OFFICER	Nwankwo,Remigius O	10/16/2017	6	1	45,284.00	13,358.78	1.0	Continuing	N
00093855	FLO	2018	0100	3600	3605	Filled	CORRECTIONAL OFFICER	Oni,Kehinde	11/13/2017	6	1	45,284.00	13,358.78	1.0	Continuing	N
00093859	FLO	2018	0100	3600	3605	Filled	CORRECTIONAL OFFICER	Washington,Kevin M.	10/16/2017	6	1	45,284.00	13,358.78	1.0	Continuing	N
00093860	FLO	2018	0100	3600	3605	Filled	CORRECTIONAL OFFICER	Parrish,Paula	10/16/2017		0	45,284.00	13,358.78	1.0	Continuing	N
00093862	FLO	2018	0100	3600	3605	Filled	CORRECTIONAL OFFICER	Champion,Ebony R.	10/16/2017	6	1	45,284.00	13,358.78	1.0	Continuing	N
00093863	FLO	2018	0100	3600	3605	Filled	Maintenance Mechanic	Rahrovani,Payam	7/28/2014	9	5	57,137.60	16,855.59	1.0	Continuing	N
00093864	FLO	2018	0100	3600	3605	Filled	CORRECTIONAL OFFICER	Ogungbemi,Musibau	10/16/2017	6	1	45,284.00	13,358.78	1.0	Continuing	N
00093865	FLO	2018	0100	3600	3605	Filled	CORRECTIONAL OFFICER	Akinsanya,Kehinde H	10/16/2017	6	1	45,284.00	13,358.78	1.0	Continuing	N
00093866	FLO	2018	0100	3600	3605	Filled	CORRECTIONAL OFFICER	Lawal,Abdullah	10/16/2017	6	1	45,284.00	13,358.78	1.0	Continuing	N
00093867	FLO	2018	0100	3600	3605	Filled	CORRECTIONAL OFFICER	Proctor,Shakema T	10/16/2017	6	1	45,284.00	13,358.78	1.0	Continuing	N
00093868	FLO	2018	0100	3600	3605	Filled	CORRECTIONAL OFFICER	Balogun,Olatunji	10/16/2017	6	1	45,284.00	13,358.78	1.0	Continuing	N
00093869	FLO	2018	0100	3600	3605	Filled	CORRECTIONAL OFFICER	Apena,Aliu A	10/30/2017	6	1	45,284.00	13,358.78	1.0	Continuing	N
00093870	FLO	2018	0100	3600	3605	Filled	CORRECTIONAL OFFICER	Williams Kaleem,Niles M.	10/2/2017	6	1	45,284.00	13,358.78	1.0	Continuing	N

**Department of Corrections (FL0) FY 2018 Schedule A -Filled Positions (as of 01/31/2018)**



Position Nbr	Agency Code	Fiscal Year	Fund	Program Code	Activity Code	Filled, Vacant or Frozen	Position Title	Employee Name	Hire Date	Grade	Step	Salary	Fringe	FTE	Continuing/T emp/Term	Filled by Law Y/N
00093871	FLO	2018	0100	3600	3605	Filled	CORRECTIONAL OFFICER	Sylla,Abdoul K.	10/30/2017	6	1	45,284.00	13,358.78	1.0	Continuing	N
00093872	FLO	2018	0100	3600	3605	Filled	CORRECTIONAL OFFICER	Olabode,Kehinde B.	10/30/2017	6	1	45,284.00	13,358.78	1.0	Continuing	N
00093873	FLO	2018	0100	3600	3605	Filled	CORRECTIONAL OFFICER	Manning,Nathalie L.	11/13/2017	6	1	45,284.00	13,358.78	1.0	Continuing	N
00093874	FLO	2018	0100	3600	3605	Filled	CORRECTIONAL OFFICER	McEachin,Shakeerah S.	10/30/2017	6	1	45,284.00	13,358.78	1.0	Continuing	N
00093875	FLO	2018	0100	3600	3605	Filled	CORRECTIONAL OFFICER	Egurefa,Morrison	1/22/2018	6	1	45,284.00	13,358.78	1.0	Continuing	N
00093876	FLO	2018	0100	3600	3605	Filled	CORRECTIONAL OFFICER	Hussain,Saifeldin	1/8/2018	6	1	45,284.00	13,358.78	1.0	Continuing	N
00093877	FLO	2018	0100	3600	3605	Filled	CORRECTIONAL OFFICER	Solesi,Olumuyiwa	1/22/2018	6	1	45,284.00	13,358.78	1.0	Continuing	N
00093878	FLO	2018	0100	3600	3605	Filled	CORRECTIONAL OFFICER	Crawford,Kendra D.	1/22/2018	6	1	45,284.00	13,358.78	1.0	Continuing	N
00093926	FLO	2018	0100	3600	3605	Filled	CORRECTIONAL OFFICER	Eluwa,Obinnaya	12/11/2017	6	1	45,284.00	13,358.78	1.0	Continuing	N
00093927	FLO	2018	0100	3600	3605	Filled	CORRECTIONAL OFFICER	Kamara,Ishaccar	12/26/2017	6	1	45,284.00	13,358.78	1.0	Continuing	N
00093928	FLO	2018	0100	3600	3605	Filled	CORRECTIONAL OFFICER	Wynn,Palmatto T.	12/11/2017	6	1	45,284.00	13,358.78	1.0	Continuing	N
00093929	FLO	2018	0100	3600	3605	Filled	CORRECTIONAL OFFICER	Adeyemi,Oluwaseun	12/26/2017	6	1	45,284.00	13,358.78	1.0	Continuing	N
00093933	FLO	2018	0100	3600	3605	Filled	CORRECTIONAL OFFICER	Meeks,Carl J.	11/27/2017	6	1	45,284.00	13,358.78	1.0	Continuing	N
00093934	FLO	2018	0100	3600	3605	Filled	CORRECTIONAL OFFICER	Ashubiojo,Azeez	11/27/2017	6	1	45,284.00	13,358.78	1.0	Continuing	N
00094028	FLO	2018	0100	3600	3605	Filled	CORRECTIONAL OFFICER	Ademiluyi,Femi	11/27/2017	6	1	45,284.00	13,358.78	1.0	Continuing	N
00094030	FLO	2018	0100	3600	3605	Filled	Legal Instruments Examiner	Sarvis,Antonio M.	12/11/2017	6	4	42,115.00	12,423.93	1.0	Continuing	N
00071345	FLO	2018	0100	3600	3615	Filled	Monitoring Specialist	Braxton,Sophia	4/26/2010	9	8	57,741.00	17,033.60	1.0	Continuing	N
00071346	FLO	2018	0100	3600	3615	Filled	Monitoring Specialist	Borns,Tracey Lorraine	4/26/2010	9	8	57,741.00	17,033.60	1.0	Continuing	N
00071347	FLO	2018	0100	3600	3615	Filled	Monitoring Specialist	McClarry,Romeo	2/22/2016	9	10	60,757.00	17,923.32	1.0	Continuing	N
00071348	FLO	2018	0100	3600	3615	Filled	Monitoring Specialist	Bruce,Charlie	2/1/2017	9	2	48,693.00	14,364.44	1.0	Continuing	N
00071349	FLO	2018	0100	3600	3615	Filled	Monitoring Specialist	Thompson,Keith A	6/3/2013	9	5	53,217.00	15,699.02	1.0	Continuing	N
00071350	FLO	2018	0100	3600	3615	Filled	Monitoring Specialist	Williams,Kevin O	4/26/2010	9	7	56,233.00	16,588.74	1.0	Continuing	N
00000505	FLO	2018	0100	3600	3630	Filled	CORRECTIONAL OFFICER	Young,Davon	3/25/2013	8	4	57,712.00	17,025.04	1.0	Continuing	N
00010696	FLO	2018	0100	3600	3630	Filled	CORRECTIONAL OFFICER	Pearson,Unique Grace	5/31/2016	7	2	49,608.00	14,634.36	1.0	Continuing	N
00017346	FLO	2018	0100	3600	3630	Filled	COMPUTER OPERATOR	Morgan,Renee J	2/15/1982	6	10	56,279.00	16,602.31	1.0	Continuing	N
00018334	FLO	2018	0100	3600	3630	Filled	CORRECTIONAL OFFICER	Walker,Sharon R	2/21/1996	8	10	66,742.00	19,688.89	1.0	Continuing	N
00022723	FLO	2018	0100	3600	3630	Filled	CORRECTIONAL OFFICER - LEAD	Jones,Chastity A	11/14/2007	9	5	65,202.00	19,234.59	1.0	Continuing	N
00023224	FLO	2018	0100	3600	3630	Filled	CORRECTIONAL OFFICER	Stokes,Susan M	5/24/1989	8	10	66,742.00	19,688.89	1.0	Continuing	N
00029072	FLO	2018	0100	3600	3630	Filled	CORRECTIONAL PGM OFFICER	Shannon,Prechelle	12/5/2011	12	0	94,867.12	27,985.80	1.0	Continuing	N
00085681	FLO	2018	0700	2500	2520	Filled	Peer Program Assistant	Smith,Monica Y	5/1/2017	5	4	38,007.00	11,212.07	1.0	Temp	N
00001024	FLO	2018	0100	1100	1110	Filled	CLERICAL ASSISTANT	Palmer,Tyler	12/27/2016	7	1	42,250.00	12,463.75	1.0	Term	N

**Department of Corrections (FLO) FY 2018 Schedule A -Filled Positions (as of 01/31/2018)**

Position Nbr	Agency Code	Fiscal Year	Fund	Program Code	Activity Code	Filled, Vacant or Frozen	Position Title	Employee Name	Hire Date	Grade	Step	Salary	Fringe	FTE	Continuing/T emp/Term	Filled by Law Y/N
00010339	FLO	2018	0100	1100	1110	Filled	Management Liaison Specialist	Johnson Soares,Jacqueline	1/13/2014	12	7	83,443.00	24,615.69	1.0	Term	N
00023294	FLO	2018	0100	1100	1110	Filled	Program Analyst	Weaver,Eric	3/20/2017	12	4	76,894.00	22,683.73	1.0	Term	N
00034291	FLO	2018	0100	1100	1130	Filled	Management and Program Analyst	Mills,Maggie J.	2/1/2017	11	5	64,160.00	18,927.20	1.0	Term	N
00088653	FLO	2018	0100	1100	1130	Filled	Management and Program Analyst	Blackmon,Keena P.	6/26/2017	12	10	89,992.00	26,547.64	1.0	Term	N
00009759	FLO	2018	0100	1100	1160	Filled	Maintenance Mechanic	Singletary,Thaddeus	1/8/2018	9	4	55,390.40	16,340.17	1.0	Term	N
00016098	FLO	2018	0100	1100	1160	Filled	Teacher	McNeal,Vickie D	2/1/2017	11	1	56,852.00	16,771.34	1.0	Term	N
00019869	FLO	2018	0100	1100	1160	Filled	Clerical Assistant (OA)	King,Chatail L.	2/1/2017	5	1	34,413.00	10,151.84	1.0	Term	N
00004472	FLO	2018	0100	2500	2510	Filled	MAIL CLERK	Smith,Valerie T.	7/10/2017	5	4	38,007.00	11,212.07	1.0	Term	N
00023071	FLO	2018	0100	2500	2510	Filled	MAIL CLERK	Green,James A.	6/12/2017	5	4	38,007.00	11,212.07	1.0	Term	N
00011257	FLO	2018	0100	2500	2520	Filled	Program Analyst	Hollimon,Earl	10/30/2017	12	1	70,345.00	20,751.78	1.0	Term	N
00018202	FLO	2018	0100	2500	2520	Filled	Security Guard	Blakeney,Antonio	9/24/2012	5	5	36,247.00	10,692.87	1.0	Term	N
00026412	FLO	2018	0100	2500	2520	Filled	Correct. Prog Spec. (Juv Svcs)	Person,Kenneth	3/20/2017	12	1	70,345.00	20,751.78	1.0	Term	N
00026708	FLO	2018	0100	2500	2520	Filled	CLERICAL ASSISTANT	Mitchell,Janira	1/9/2017	7	1	42,250.00	12,463.75	1.0	Term	N
00035553	FLO	2018	0100	2500	2520	Filled	Teacher	Russell,Barbara A	2/1/2017	11	9	71,468.00	21,083.06	1.0	Term	N
00044229	FLO	2018	0100	2500	2520	Filled	Clerical Assistant	Baker,Joyce	4/3/2017	7	1	42,250.00	12,463.75	1.0	Term	N
00051427	FLO	2018	0100	2500	2530	Filled	Correctional Program Specialis	Whitfield,Amy	1/22/2018	11	10	73,295.00	21,622.03	1.0	Term	N
00010014	FLO	2018	0100	3600	3605	Filled	CORRECTIONAL OFFICER	Warren,Deborah L	2/1/2017	6	1	45,284.00	13,358.78	1.0	Term	N
00012206	FLO	2018	0100	3600	3605	Filled	CORRECTIONAL OFFICER	Williams,Delonte X.	2/1/2017	6	1	45,284.00	13,358.78	1.0	Term	N
00015874	FLO	2018	0100	3600	3605	Filled	CORRECTIONAL OFFICER	Douglas,Patrice A.	2/1/2017	7	8	57,768.00	17,041.56	1.0	Term	N
00025717	FLO	2018	0100	3600	3605	Filled	Volunteer Services Assistant	Thalley,Sandra J	12/20/2010	7	5	48,122.00	14,195.99	1.0	Term	N
00026640	FLO	2018	0100	3600	3605	Filled	Teacher (Bilingual)	Velez,Venecia	1/23/2017	11	2	58,679.00	17,310.31	1.0	Term	N
00026850	FLO	2018	0100	3600	3605	Filled	CORRECTIONAL OFFICER	Carter,Bridgette	2/21/2017	6	7	52,490.00	15,484.55	1.0	Term	N
00042437	FLO	2018	0100	3600	3605	Filled	Legal Instruments Examiner	Allen,Nathaniel	12/7/2009	6	10	50,089.00	14,776.26	1.0	Term	N
00090910	FLO	2018	0600	3600	3605	Filled	Monitoring Specialist	Hampton,Hjordes N	2/1/2017	9	1	47,185.00	13,919.58	1.0	Term	N
00090916	FLO	2018	0600	3600	3605	Filled	Staff Assistant	Alston,William	10/13/2015	9	2	48,693.00	14,364.44	1.0	Term	N
00090919	FLO	2018	0600	3600	3605	Filled	CORRECTIONAL OFFICER	Allen,Lapreia T	2/1/2017	6	1	45,284.00	13,358.78	1.0	Term	N
00090921	FLO	2018	0600	3600	3605	Filled	CORRECTIONAL OFFICER	Mooring,Alexander	2/1/2017	6	1	45,284.00	13,358.78	1.0	Term	N
00090922	FLO	2018	0600	3600	3605	Filled	CORRECTIONAL OFFICER	Winston,Alexander	2/1/2017	6	5	50,088.00	14,775.96	1.0	Term	N
00090923	FLO	2018	0600	3600	3605	Filled	CORRECTIONAL OFFICER	Terry,Angela	2/1/2017	6	1	45,284.00	13,358.78	1.0	Term	N
00090924	FLO	2018	0600	3600	3605	Filled	CORRECTIONAL OFFICER	Glover,Antonia T	2/1/2017	6	1	45,284.00	13,358.78	1.0	Term	N
00090926	FLO	2018	0600	3600	3605	Filled	CORRECTIONAL TREATMENT SPEC	Reid,Charlene	2/1/2017	9	1	53,879.00	15,894.31	1.0	Term	N

**Department of Corrections (FLO) FY 2018 Schedule A -Filled Positions (as of 01/31/2018)**

Position Nbr	Agency Code	Fiscal Year	Fund	Program Code	Activity Code	Filled, Vacant or Frozen	Position Title	Employee Name	Hire Date	Grade	Step	Salary	Fringe	FTE	Continuing/T emp/Term	Filled by Law Y/N
00090927	FLO	2018	0600	3600	3605	Filled	CORRECTIONAL OFFICER	Ugwu, Bernard N	2/1/2017	6	1	45,284.00	13,358.78	1.0	Term	N
00090928	FLO	2018	0600	3600	3605	Filled	CORRECTIONAL TREATMENT SPEC	Kornegay, Kendra W	2/1/2017	9	1	53,879.00	15,894.31	1.0	Term	N
00090929	FLO	2018	0600	3600	3605	Filled	CORRECTIONAL TREATMENT SPEC	Garrett, Wanda K	2/1/2017	11	8	77,804.00	22,952.18	1.0	Term	N
00090930	FLO	2018	0600	3600	3605	Filled	CORRECTIONAL TREATMENT SPEC	Davis-Mayweather, Sybil E.	2/1/2017	9	6	62,584.00	18,462.28	1.0	Term	N
00090931	FLO	2018	0600	3600	3605	Filled	CORRECTIONAL TREATMENT SPEC	Kenner, Gabrielle M.	2/1/2017	9	1	53,879.00	15,894.31	1.0	Term	N
00090933	FLO	2018	0600	3600	3605	Filled	TRAINING SPECIALIST	Wallace, Nicole A.	2/1/2017	12	1	70,345.00	20,751.78	1.0	Term	N
00090935	FLO	2018	0600	3600	3605	Filled	CORRECTIONAL OFFICER	Streeter, Brenda D	2/1/2017	6	1	45,284.00	13,358.78	1.0	Term	N
00090937	FLO	2018	0600	3600	3605	Filled	CORRECTIONAL OFFICER	Williams, Caroline G	2/21/2017	6	1	45,284.00	13,358.78	1.0	Term	N
00090938	FLO	2018	0600	3600	3605	Filled	CORRECTIONAL OFFICER	Sumpter, Brittany M.	2/1/2017	6	1	45,284.00	13,358.78	1.0	Term	N
00090939	FLO	2018	0600	3600	3605	Filled	CORRECTIONAL OFFICER	Williams, Carlei F.	2/1/2017	6	1	45,284.00	13,358.78	1.0	Term	N
00090940	FLO	2018	0600	3600	3605	Filled	CORRECTIONAL OFFICER	Chism, Carleithia T	2/1/2017	6	1	45,284.00	13,358.78	1.0	Term	N
00090942	FLO	2018	0600	3600	3605	Filled	CORRECTIONAL OFFICER	Alexander, Cassandra	2/1/2017	6	1	45,284.00	13,358.78	1.0	Term	N
00090943	FLO	2018	0600	3600	3605	Filled	CORRECTIONAL OFFICER	Jones, Katrina J	2/1/2017	6	1	45,284.00	13,358.78	1.0	Term	N
00090947	FLO	2018	0600	3600	3605	Filled	CORRECTIONAL OFFICER	Carson, Cherena L	2/1/2017	6	1	45,284.00	13,358.78	1.0	Term	N
00090948	FLO	2018	0600	3600	3605	Filled	CORRECTIONAL OFFICER	McKelvin, Christine	2/1/2017	6	1	45,284.00	13,358.78	1.0	Term	N
00090949	FLO	2018	0600	3600	3605	Filled	CORRECTIONAL OFFICER	Madika, Christopher O	2/1/2017	6	1	45,284.00	13,358.78	1.0	Term	N
00090950	FLO	2018	0600	3600	3605	Filled	CORRECTIONAL OFFICER	Dike, Cletus O.	2/1/2017	6	1	45,284.00	13,358.78	1.0	Term	N
00090951	FLO	2018	0600	3600	3605	Filled	CORRECTIONAL OFFICER	Sackar, Connie F	2/1/2017	6	1	45,284.00	13,358.78	1.0	Term	N
00090952	FLO	2018	0600	3600	3605	Filled	CORRECTIONAL OFFICER	Seegers, Crystal S	2/1/2017	6	1	45,284.00	13,358.78	1.0	Term	N
00090953	FLO	2018	0600	3600	3605	Filled	CORRECTIONAL OFFICER	Lee, Curtis A	2/1/2017	6	1	45,284.00	13,358.78	1.0	Term	N
00090954	FLO	2018	0600	3600	3605	Filled	CORRECTIONAL OFFICER	Murray Marrow, Cynthia	2/1/2017	6	1	45,284.00	13,358.78	1.0	Term	N
00090955	FLO	2018	0600	3600	3605	Filled	CORRECTIONAL OFFICER	Smith, Cynthia	2/1/2017	6	1	45,284.00	13,358.78	1.0	Term	N
00090956	FLO	2018	0600	3600	3605	Filled	CORRECTIONAL OFFICER	Robinson, Dalontae	2/1/2017	6	1	45,284.00	13,358.78	1.0	Term	N
00090957	FLO	2018	0600	3600	3605	Filled	CORRECTIONAL OFFICER	King, Davin S.	2/1/2017	6	1	45,284.00	13,358.78	1.0	Term	N
00090958	FLO	2018	0600	3600	3605	Filled	CORRECTIONAL OFFICER	Gainey, Deanna M	2/1/2017	6	1	45,284.00	13,358.78	1.0	Term	N
00090959	FLO	2018	0600	3600	3605	Filled	CORRECTIONAL OFFICER	Kenny, Edith	2/1/2017	6	1	45,284.00	13,358.78	1.0	Term	N
00090961	FLO	2018	0600	3600	3605	Filled	CORRECTIONAL OFFICER	Anyanwu, Emilia C	2/1/2017	6	1	45,284.00	13,358.78	1.0	Term	N
00090962	FLO	2018	0600	3600	3605	Filled	CORRECTIONAL OFFICER	Ejiofor, Emmanuel C	2/1/2017	6	1	45,284.00	13,358.78	1.0	Term	N
00090963	FLO	2018	0600	3600	3605	Filled	CORRECTIONAL OFFICER	Gaines, Erica	2/1/2017	6	1	45,284.00	13,358.78	1.0	Term	N
00090964	FLO	2018	0600	3600	3605	Filled	CORRECTIONAL OFFICER	Perry, Ethelene	2/1/2017	6	1	45,284.00	13,358.78	0.4	Term	N
00090965	FLO	2018	0600	3600	3605	Filled	CORRECTIONAL OFFICER	Etoundi, Etienne	2/1/2017	6	1	45,284.00	13,358.78	0.6	Term	N

**Department of Corrections (FL0) FY 2018 Schedule A -Filled Positions (as of 01/31/2018)**

Position Nbr	Agency Code	Fiscal Year	Fund	Program Code	Activity Code	Filled, Vacant or Frozen	Position Title	Employee Name	Hire Date	Grade	Step	Salary	Fringe	FTE	Continuing/T emp/Term	Filled by Law Y/N
00090966	FL0	2018	0600	3600	3605	Filled	CORRECTIONAL OFFICER	Eaglin,Florida A	2/1/2017	6	1	45,284.00	13,358.78	1.0	Term	N
00090967	FL0	2018	0600	3600	3605	Filled	CORRECTIONAL OFFICER	Randolph,Kenya Z	2/1/2017	6	1	45,284.00	13,358.78	1.0	Term	N
00090968	FL0	2018	0600	3600	3605	Filled	CORRECTIONAL OFFICER	Brown Jr.,Frank Henry	2/1/2017	6	1	45,284.00	13,358.78	1.0	Term	N
00090969	FL0	2018	0600	3600	3605	Filled	CORRECTIONAL OFFICER	Bell,Kelly R	2/21/2017	6	4	48,887.00	14,421.67	1.0	Term	N
00090970	FL0	2018	0600	3600	3605	Filled	CORRECTIONAL OFFICER	Neither,Gloria Ann	2/1/2017	6	1	45,284.00	13,358.78	1.0	Term	N
00090971	FL0	2018	0600	3600	3605	Filled	CORRECTIONAL OFFICER	Nwiakoro,Gogo F	2/1/2017	6	1	45,284.00	13,358.78	1.0	Term	N
00090972	FL0	2018	0600	3600	3605	Filled	CORRECTIONAL OFFICER	Bello,Hafez A	2/1/2017	6	1	45,284.00	13,358.78	1.0	Term	N
00090973	FL0	2018	0600	3600	3605	Filled	CORRECTIONAL OFFICER	Okoye,Helen	2/1/2017	6	1	45,284.00	13,358.78	1.0	Term	N
00090974	FL0	2018	0600	3600	3605	Filled	CORRECTIONAL OFFICER	Hayes,Joyce C	2/1/2017	6	1	45,284.00	13,358.78	1.0	Term	N
00090975	FL0	2018	0600	3600	3605	Filled	CORRECTIONAL OFFICER	Lawrence-Winkfield,Hughracia	2/1/2017	6	1	45,284.00	13,358.78	1.0	Term	N
00090977	FL0	2018	0600	3600	3605	Filled	CORRECTIONAL OFFICER	Inyang,Ibanga T	2/1/2017	6	1	45,284.00	13,358.78	1.0	Term	N
00090978	FL0	2018	0600	3600	3605	Filled	CORRECTIONAL OFFICER	Speight,Coretta N	2/1/2017	6	7	52,490.00	15,484.55	1.0	Term	N
00090979	FL0	2018	0600	3600	3605	Filled	CORRECTIONAL OFFICER	Brooks,Dyana	2/1/2017	6	1	45,284.00	13,358.78	1.0	Term	N
00090984	FL0	2018	0600	3600	3605	Filled	CORRECTIONAL OFFICER	Kennedy,Tyrone C.	2/1/2017	6	8	53,691.00	15,838.85	1.0	Term	N
00090987	FL0	2018	0600	3600	3605	Filled	CORRECTIONAL OFFICER	Brown,Christa R	2/1/2017	6	4	48,887.00	14,421.67	1.0	Term	N
00090988	FL0	2018	0600	3600	3605	Filled	CORRECTIONAL OFFICER	Kouyate,Issa	2/1/2017	6	1	45,284.00	13,358.78	1.0	Term	N
00090991	FL0	2018	0600	3600	3605	Filled	CORRECTIONAL OFFICER	Lancaster,Chantelle	2/1/2017	6	1	45,284.00	13,358.78	1.0	Term	N
00090994	FL0	2018	0600	3600	3605	Filled	CORRECTIONAL OFFICER	Nnawuba,Kenneth	2/1/2017	6	1	45,284.00	13,358.78	1.0	Term	N
00090996	FL0	2018	0600	3600	3605	Filled	CORRECTIONAL OFFICER	Tyler,Gail	2/1/2017	6	1	45,284.00	13,358.78	1.0	Term	N
00090997	FL0	2018	0600	3600	3605	Filled	CORRECTIONAL OFFICER	Harrell,Stephanie	2/1/2017	6	1	45,284.00	13,358.78	1.0	Term	N
00090999	FL0	2018	0600	3600	3605	Filled	CORRECTIONAL OFFICER	O'Larry,Jennifer	2/1/2017	6	1	45,284.00	13,358.78	1.0	Term	N
00091041	FL0	2018	0600	3600	3605	Filled	CORRECTIONAL OFFICER	Hewitt,Jacqueline J.	2/1/2017	6	1	45,284.00	13,358.78	1.0	Term	N
00091043	FL0	2018	0600	3600	3605	Filled	CORRECTIONAL OFFICER	Singleton,Jaekia	2/1/2017	6	1	45,284.00	13,358.78	1.0	Term	N
00091044	FL0	2018	0600	3600	3605	Filled	CORRECTIONAL OFFICER	Brookins,Jarryd	2/1/2017	6	1	45,284.00	13,358.78	1.0	Term	N
00091045	FL0	2018	0600	3600	3605	Filled	CORRECTIONAL OFFICER	Decuir,Jeannine C.	2/1/2017	6	1	45,284.00	13,358.78	1.0	Term	N
00091046	FL0	2018	0600	3600	3605	Filled	CORRECTIONAL OFFICER	Drummond,Terry M	2/1/2017	6	8	53,691.00	15,838.85	1.0	Term	N
00091047	FL0	2018	0600	3600	3605	Filled	CORRECTIONAL OFFICER	Campbell,Jeremy C.	2/1/2017	6	1	45,284.00	13,358.78	1.0	Term	N
00091048	FL0	2018	0600	3600	3605	Filled	CORRECTIONAL OFFICER	McKelson,Jermaine A.	2/1/2017	6	2	46,485.00	13,713.08	1.0	Term	N
00091049	FL0	2018	0600	3600	3605	Filled	CORRECTIONAL OFFICER	Woodson,Jerry	2/1/2017	6	1	45,284.00	13,358.78	1.0	Term	N
00091050	FL0	2018	0600	3600	3605	Filled	CORRECTIONAL OFFICER	Harris,Josef	2/1/2017	6	2	46,485.00	13,713.08	1.0	Term	N
00091051	FL0	2018	0600	3600	3605	Filled	FIRE PROTECTION SPEC	Warner,Tanikia K.	2/1/2017	10	2	61,252.00	18,069.34	1.0	Term	N

**Department of Corrections (FL0) FY 2018 Schedule A -Filled Positions (as of 01/31/2018)**

Position Nbr	Agency Code	Fiscal Year	Fund	Program Code	Activity Code	Filled, Vacant or Frozen	Position Title	Employee Name	Hire Date	Grade	Step	Salary	Fringe	FTE	Continuing/T emp/Term	Filled by Law Y/N
00091054	FL0	2018	0600	3600	3605	Filled	CORRECTIONAL OFFICER	McDade,Honre D	2/21/2017	6	1	45,284.00	13,358.78	1.0	Term	N
00091056	FL0	2018	0100	3600	3605	Filled	CORRECTIONAL OFFICER	Burgess,Kendra J	2/1/2017	6	1	45,284.00	13,358.78	1.0	Term	N
00091057	FL0	2018	0100	3600	3605	Filled	CORRECTIONAL OFFICER	Adams,Kenneth R	2/1/2017	6	1	45,284.00	13,358.78	1.0	Term	N
00091058	FL0	2018	0100	3600	3605	Filled	Clerical Assistant	Thomas,Bliss	4/3/2017	7	1	42,250.00	12,463.75	1.0	Term	N
00091062	FL0	2018	0100	3600	3605	Filled	Management Liaison Asst.	Ishmon,Phoenix	2/1/2017	8	9	53,833.00	15,880.74	1.0	Term	N
00091063	FL0	2018	0100	3600	3605	Filled	CORRECTIONAL OFFICER	Battle,Kenneth T.	2/1/2017	6	2	46,485.00	13,713.08	1.0	Term	N
00091065	FL0	2018	0100	3600	3605	Filled	MAIL CLERK	Lee,Ronald	12/27/2016	5	5	39,205.00	11,565.48	1.0	Term	N
00091069	FL0	2018	0100	3600	3605	Filled	CORRECTIONAL OFFICER	Muhlhahn,Kevin M	2/1/2017	6	1	45,284.00	13,358.78	1.0	Term	N
00091073	FL0	2018	0600	3600	3605	Filled	CORRECTIONAL OFFICER	Bushrod,Dana S.	2/1/2017	7	8	57,768.00	17,041.56	1.0	Term	N
00091074	FL0	2018	0600	3600	3605	Filled	CORRECTIONAL OFFICER	Palmer,Sheila	2/1/2017	7	8	57,768.00	17,041.56	1.0	Term	N
00091075	FL0	2018	0600	3600	3605	Filled	CORRECTIONAL OFFICER	Abdullah,Mahmoud	2/1/2017	8	7	62,227.00	18,356.97	1.0	Term	N
00091076	FL0	2018	0600	3600	3605	Filled	Clerical Assistant	Johnson,Acra	2/1/2017	7	6	49,590.00	14,629.05	1.0	Term	N
00091077	FL0	2018	0600	3600	3605	Filled	CORRECTIONAL OFFICER	Vaughan,Rochelle	2/1/2017	8	8	63,732.00	18,800.94	1.0	Term	N
00091078	FL0	2018	0600	3600	3605	Filled	CORRECTIONAL OFFICER	Barnes,Sherrrie C	2/21/2017	6	1	45,284.00	13,358.78	1.0	Term	N
00091079	FL0	2018	0600	3600	3605	Filled	Chaplain	Allen,Jimmie	2/1/2017	11	1	56,852.00	16,771.34	1.0	Term	N
00091080	FL0	2018	0600	3600	3605	Filled	Teacher	Deterville,Doreen H	2/1/2017	11	1	56,852.00	16,771.34	1.0	Term	N
00091088	FL0	2018	0600	3600	3605	Filled	CORRECTIONAL OFFICER	Campbell,Artonga Denise	2/1/2017	6	4	48,887.00	14,421.67	1.0	Term	N
00091089	FL0	2018	0600	3600	3605	Filled	CORRECTIONAL OFFICER	Richardson,Karen	2/6/2017	6	1	45,284.00	13,358.78	1.0	Term	N
00091090	FL0	2018	0600	3600	3605	Filled	CORRECTIONAL OFFICER	Cabbagestalk,Ebony Y	2/1/2017	6	4	48,887.00	14,421.67	1.0	Term	N
00091091	FL0	2018	0600	3600	3605	Filled	CORRECTIONAL OFFICER	Allen,Julius D	2/1/2017	6	2	46,485.00	13,713.08	1.0	Term	N
00091092	FL0	2018	0600	3600	3605	Filled	CORRECTIONAL OFFICER	Batts,Doreen C	2/1/2017	6	3	47,686.00	14,067.37	1.0	Term	N
00091093	FL0	2018	0600	3600	3605	Filled	CORRECTIONAL OFFICER	Minor,Troy	2/1/2017	6	4	48,887.00	14,421.67	1.0	Term	N
00091094	FL0	2018	0600	3600	3605	Filled	CORRECTIONAL OFFICER	Vega,Isabel M.	2/1/2017	6	5	50,088.00	14,775.96	1.0	Term	N
00091095	FL0	2018	0600	3600	3605	Filled	CORRECTIONAL OFFICER	Williams,Rhonda	2/1/2017	8	10	66,742.00	19,688.89	1.0	Term	N
00091096	FL0	2018	0600	3600	3605	Filled	CORRECTIONAL OFFICER	Parker,Sharon	2/1/2017	6	5	50,088.00	14,775.96	1.0	Term	N
00091097	FL0	2018	0600	3600	3605	Filled	CORRECTIONAL OFFICER	Lindsay,Tarone L.	2/1/2017	6	5	50,088.00	14,775.96	1.0	Term	N
00091098	FL0	2018	0600	3600	3605	Filled	CORRECTIONAL OFFICER	Gillis,Bridgette M.	2/1/2017	6	6	51,289.00	15,130.26	1.0	Term	N
00091099	FL0	2018	0600	3600	3605	Filled	CORRECTIONAL OFFICER	Colombo,David P	2/1/2017	6	1	45,284.00	13,358.78	1.0	Term	N
00091100	FL0	2018	0600	3600	3605	Filled	CORRECTIONAL OFFICER	WARDRICK,CRYSTAL P	2/1/2017	6	6	51,289.00	15,130.26	1.0	Term	N
00091102	FL0	2018	0600	3600	3605	Filled	CORRECTIONAL OFFICER	Summers,Gina L	2/1/2017	6	6	51,289.00	15,130.26	1.0	Term	N
00091103	FL0	2018	0600	3600	3605	Filled	CORRECTIONAL OFFICER	Lee,Jewell M.	2/1/2017	6	6	51,289.00	15,130.26	1.0	Term	N

**Department of Corrections (FL0) FY 2018 Schedule A -Filled Positions (as of 01/31/2018)**

Position Nbr	Agency Code	Fiscal Year	Fund	Program Code	Activity Code	Filled, Vacant or Frozen	Position Title	Employee Name	Hire Date	Grade	Step	Salary	Fringe	FTE	Continuing/T emp/Term	Filled by Law Y/N
00091104	FLO	2018	0600	3600	3605	Filled	CORRECTIONAL OFFICER	Brown,Kimberly D	2/1/2017	6	6	51,289.00	15,130.26	1.0	Term	N
00091105	FLO	2018	0600	3600	3605	Filled	CORRECTIONAL OFFICER	Saunders,Lamar J.	2/1/2017	6	6	51,289.00	15,130.26	1.0	Term	N
00091106	FLO	2018	0600	3600	3605	Filled	CORRECTIONAL OFFICER	Ferrell,Earl J	2/1/2017	6	7	52,490.00	15,484.55	1.0	Term	N
00091107	FLO	2018	0600	3600	3605	Filled	CORRECTIONAL OFFICER	Musgrove,Tracy	2/1/2017	7	8	57,768.00	17,041.56	1.0	Term	N
00091108	FLO	2018	0600	3600	3605	Filled	CORRECTIONAL OFFICER	Murray,Brandi N	2/1/2017	6	9	54,892.00	16,193.14	1.0	Term	N
00091109	FLO	2018	0600	3600	3605	Filled	CORRECTIONAL OFFICER	LaNear,Brenda G.	2/1/2017	6	9	54,892.00	16,193.14	1.0	Term	N
00091110	FLO	2018	0600	3600	3605	Filled	CORRECTIONAL OFFICER	Aquaowo,Okon S	2/1/2017	6	10	56,093.00	16,547.44	1.0	Term	N
00091111	FLO	2018	0600	3600	3605	Filled	CORRECTIONAL OFFICER	Mayes,Ruby	2/1/2017	6	10	56,093.00	16,547.44	1.0	Term	N
00091112	FLO	2018	0600	3600	3605	Filled	CORRECTIONAL OFFICER	Pittman,LaPorchia	2/1/2017	6	1	45,284.00	13,358.78	1.0	Term	N
00091113	FLO	2018	0600	3600	3605	Filled	CORRECTIONAL OFFICER	Bess,Lavern	2/1/2017	6	1	45,284.00	13,358.78	1.0	Term	N
00091115	FLO	2018	0600	3600	3605	Filled	CORRECTIONAL OFFICER	Johnson,Lawrence	2/1/2017	6	1	45,284.00	13,358.78	1.0	Term	N
00091117	FLO	2018	0600	3600	3605	Filled	CORRECTIONAL OFFICER	Pryor,Madeline	2/1/2017	6	1	45,284.00	13,358.78	1.0	Term	N
00091118	FLO	2018	0600	3600	3605	Filled	CORRECTIONAL OFFICER	Ford,Marcus T.	2/1/2017	6	1	45,284.00	13,358.78	1.0	Term	N
00091119	FLO	2018	0600	3600	3605	Filled	CORRECTIONAL OFFICER	Duvall,Margaret T	2/1/2017	6	1	45,284.00	13,358.78	1.0	Term	N
00091120	FLO	2018	0600	3600	3605	Filled	CORRECTIONAL OFFICER	Williams,Marquetta D	2/1/2017	6	1	45,284.00	13,358.78	1.0	Term	N
00091121	FLO	2018	0600	3600	3605	Filled	CORRECTIONAL OFFICER	Phillips,Mercedys L	2/1/2017	6	1	45,284.00	13,358.78	1.0	Term	N
00091122	FLO	2018	0600	3600	3605	Filled	CORRECTIONAL OFFICER	Ferguson,Erica P.	2/1/2017	6	1	45,284.00	13,358.78	1.0	Term	N
00091123	FLO	2018	0600	3600	3605	Filled	CORRECTIONAL OFFICER	Workman,Nicole S	2/1/2017	6	1	45,284.00	13,358.78	1.0	Term	N
00091124	FLO	2018	0600	3600	3605	Filled	CORRECTIONAL OFFICER	Fisher,Nicole Y	2/1/2017	6	1	45,284.00	13,358.78	1.0	Term	N
00091125	FLO	2018	0600	3600	3605	Filled	CORRECTIONAL OFFICER	Hubbard,Nikita M	2/1/2017	6	1	45,284.00	13,358.78	1.0	Term	N
00091126	FLO	2018	0600	3600	3605	Filled	CORRECTIONAL OFFICER	Oluwatuyi,Olabode	2/1/2017	6	1	45,284.00	13,358.78	1.0	Term	N
00091127	FLO	2018	0600	3600	3605	Filled	CORRECTIONAL OFFICER	Claiborne,Patrice	2/1/2017	6	1	45,284.00	13,358.78	1.0	Term	N
00091128	FLO	2018	0600	3600	3605	Filled	CORRECTIONAL OFFICER	Taylor,Paula M	2/1/2017	6	1	45,284.00	13,358.78	1.0	Term	N
00091129	FLO	2018	0600	3600	3605	Filled	CORRECTIONAL OFFICER	Greene,Petra L	2/1/2017	6	1	45,284.00	13,358.78	1.0	Term	N
00091130	FLO	2018	0600	3600	3605	Filled	CORRECTIONAL OFFICER	Lyons,Priscilla	2/1/2017	6	1	45,284.00	13,358.78	1.0	Term	N
00091131	FLO	2018	0600	3600	3605	Filled	CORRECTIONAL OFFICER	Williams,Qiana	2/1/2017	6	1	45,284.00	13,358.78	1.0	Term	N
00091132	FLO	2018	0600	3600	3605	Filled	CORRECTIONAL OFFICER	Adeyinka,Abiodun H	2/21/2017		0	45,284.00	13,358.78	1.0	Term	N
00091133	FLO	2018	0600	3600	3605	Filled	CORRECTIONAL OFFICER	Kirby,Rochelle D.	2/1/2017	6	2	46,485.00	13,713.08	1.0	Term	N
00091134	FLO	2018	0600	3600	3605	Filled	CORRECTIONAL OFFICER	Gorham,Ronald	2/1/2017	6	1	45,284.00	13,358.78	1.0	Term	N
00091135	FLO	2018	0600	3600	3605	Filled	CORRECTIONAL OFFICER	Odo,Ruben	2/1/2017	6	1	45,284.00	13,358.78	1.0	Term	N

**Department of Corrections (FL0) FY 2018 Schedule A -Filled Positions (as of 01/31/2018)**

Position Nbr	Agency Code	Fiscal Year	Fund	Program Code	Activity Code	Filled, Vacant or Frozen	Position Title	Employee Name	Hire Date	Grade	Step	Salary	Fringe	FTE	Continuing/T emp/Term	Filled by Law Y/N
00091136	FL0	2018	0600	3600	3605	Filled	CORRECTIONAL OFFICER	Wells,Samuel J.	2/1/2017	6	1	45,284.00	13,358.78	1.0	Term	N
00091137	FL0	2018	0600	3600	3605	Filled	CORRECTIONAL OFFICER	Bangura,Santos	2/1/2017	6	1	45,284.00	13,358.78	1.0	Term	N
00091138	FL0	2018	0600	3600	3605	Filled	Maintenance Worker	Cabbagestalk,Tyrone	2/1/2017	7	6	53,060.80	15,652.94	1.0	Term	N
00091139	FL0	2018	0600	3600	3605	Filled	CORRECTIONAL OFFICER	Sitou,Sefiratou A	2/1/2017	6	2	46,485.00	13,713.08	1.0	Term	N
00091140	FL0	2018	0600	3600	3605	Filled	CORRECTIONAL OFFICER	Jones,Shakerra	2/1/2017	6	1	45,284.00	13,358.78	1.0	Term	N
00091141	FL0	2018	0600	3600	3605	Filled	CORRECTIONAL OFFICER	Hill,Shamika	2/1/2017	6	1	45,284.00	13,358.78	1.0	Term	N
00091142	FL0	2018	0600	3600	3605	Filled	Electrician Foreman	Holmes,Jay D.	2/1/2017	10	10	72,924.80	21,512.82	1.0	Term	N
00091143	FL0	2018	0600	3600	3605	Filled	Electrician Foreman	Beverly,Albert L.	2/1/2017	10	10	72,924.80	21,512.82	1.0	Term	N
00091144	FL0	2018	0600	3600	3605	Filled	CORRECTIONAL OFFICER	Swinson,Shannon A.	2/1/2017	6	1	45,284.00	13,358.78	1.0	Term	N
00091145	FL0	2018	0600	3600	3605	Filled	CORRECTIONAL OFFICER	Patterson,Sharmaine P	2/1/2017	6	1	45,284.00	13,358.78	1.0	Term	N
00091146	FL0	2018	0600	3600	3605	Filled	CORRECTIONAL OFFICER	Keys,Ivy C	2/21/2017	6	1	45,284.00	13,358.78	1.0	Term	N
00091147	FL0	2018	0600	3600	3605	Filled	CORRECTIONAL OFFICER	Roberts,Stacey	2/1/2017	6	1	45,284.00	13,358.78	1.0	Term	N
00091148	FL0	2018	0600	3600	3605	Filled	Plumber/Pipefitter Foreman	Gladman,Darrin	2/1/2017	10	0	67,184.00	19,819.28	1.0	Term	N
00091149	FL0	2018	0600	3600	3605	Filled	CORRECTIONAL OFFICER	Phelps,Stacey Ann	2/1/2017	6	1	45,284.00	13,358.78	1.0	Term	N
00091150	FL0	2018	0600	3600	3605	Filled	Clerical Assistant	Davis,Myles	6/26/2017	7	1	42,250.00	12,463.75	1.0	Term	N
00091151	FL0	2018	0600	3600	3605	Filled	CORRECTIONAL OFFICER	Staley,Tammy	2/1/2017	6	1	45,284.00	13,358.78	1.0	Term	N
00091153	FL0	2018	0600	3600	3605	Filled	Contract Administrator	Shah,Famedia	4/3/2017	12	4	76,894.00	22,683.73	1.0	Term	N
00091154	FL0	2018	0600	3600	3605	Filled	CORRECTIONAL OFFICER	Coleman,Tenika C	2/1/2017	6	1	45,284.00	13,358.78	1.0	Term	N
00091155	FL0	2018	0600	3600	3605	Filled	CORRECTIONAL OFFICER	Brown,Theresa	2/1/2017	6	1	45,284.00	13,358.78	1.0	Term	N
00091157	FL0	2018	0600	3600	3605	Filled	CORRECTIONAL OFFICER	Gibson,Tina T.	2/1/2017	6	2	46,485.00	13,713.08	1.0	Term	N
00091158	FL0	2018	0600	3600	3605	Filled	CORRECTIONAL OFFICER	Roberts,Vernon E	2/1/2017	6	1	45,284.00	13,358.78	1.0	Term	N
00091159	FL0	2018	0600	3600	3605	Filled	CORRECTIONAL OFFICER	Love,Verro	2/1/2017	6	1	45,284.00	13,358.78	1.0	Term	N
00091160	FL0	2018	0600	3600	3605	Filled	CORRECTIONAL OFFICER	Amaefule,Victor U	2/1/2017	6	1	45,284.00	13,358.78	1.0	Term	N
00091161	FL0	2018	0600	3600	3605	Filled	CORRECTIONAL OFFICER	Anane,William	2/1/2017	6	1	45,284.00	13,358.78	1.0	Term	N
00091164	FL0	2018	0600	3600	3605	Filled	CORRECTIONAL OFFICER	Potter,William J	2/1/2017	6	1	45,284.00	13,358.78	1.0	Term	N
00091166	FL0	2018	0600	3600	3605	Filled	CORRECTIONAL OFFICER	Chioma,Innocent	2/1/2017	6	7	52,490.00	15,484.55	1.0	Term	N
00091167	FL0	2018	0600	3600	3605	Filled	CORRECTIONAL OFFICER	Kitt,Carl L	2/1/2017	6	8	53,691.00	15,838.85	1.0	Term	N
00091185	FL0	2018	0600	3600	3605	Filled	Teacher	Culver,Stephanie R	2/1/2017	11	3	60,506.00	17,849.27	1.0	Term	N
00091190	FL0	2018	0600	3600	3605	Filled	CORRECTIONAL OFFICER	Pryor,Gloria	2/1/2017	6	8	53,691.00	15,838.85	1.0	Term	N
00091192	FL0	2018	0600	3600	3605	Filled	Teacher	Butler,Patricia Lady	2/1/2017	11	5	64,160.00	18,927.20	1.0	Term	N
00091196	FL0	2018	0600	3600	3605	Filled	CORRECTIONAL OFFICER	Best,Judy S.	2/1/2017	6	1	45,284.00	13,358.78	1.0	Term	N

**Department of Corrections (FL0) FY 2018 Schedule A -Filled Positions (as of 01/31/2018)**

Position Nbr	Agency Code	Fiscal Year	Fund	Program Code	Activity Code	Filled, Vacant or Frozen	Position Title	Employee Name	Hire Date	Grade	Step	Salary	Fringe	FTE	Continuing/T emp/Term	Filled by Law Y/N
00091197	FLO	2018	0600	3600	3605	Filled	Teacher	Wilder,Beverly R	2/1/2017	11	3	60,506.00	17,849.27	1.0	Term	N
00091198	FLO	2018	0600	3600	3605	Filled	CORRECTIONAL OFFICER	Hauser,Paul	2/1/2017	6	1	45,284.00	13,358.78	1.0	Term	N
00091199	FLO	2018	0600	3600	3605	Filled	CORRECTIONAL OFFICER	Goins,Joseph	2/1/2017	6	8	53,691.00	15,838.85	1.0	Term	N
00091200	FLO	2018	0600	3600	3605	Filled	CORRECTIONAL OFFICER	Marcus-El,Marie	2/1/2017	6	8	53,691.00	15,838.85	1.0	Term	N
00091201	FLO	2018	0600	3600	3605	Filled	CORRECTIONAL OFFICER	Jeffries,Karen N	2/1/2017	6	1	45,284.00	13,358.78	1.0	Term	N
00091202	FLO	2018	0600	3600	3605	Filled	CORRECTIONAL OFFICER	Jones,Marcus J	2/1/2017	6	1	45,284.00	13,358.78	1.0	Term	N
00091203	FLO	2018	0600	3600	3605	Filled	CORRECTIONAL OFFICER	Sitou,Kabirou	2/1/2017	6	1	45,284.00	13,358.78	1.0	Term	N
00091204	FLO	2018	0600	3600	3605	Filled	CORRECTIONAL OFFICER	Nebo,Nyanti	2/1/2017	6	1	45,284.00	13,358.78	1.0	Term	N
00091205	FLO	2018	0600	3600	3605	Filled	CORRECTIONAL OFFICER	Osunwekomi,Abike	2/1/2017	6	1	45,284.00	13,358.78	1.0	Term	N
00091207	FLO	2018	0600	3600	3605	Filled	CORRECTIONAL OFFICER	Rice,Alex	2/1/2017	6	1	45,284.00	13,358.78	1.0	Term	N
00091208	FLO	2018	0600	3600	3605	Filled	CORRECTIONAL OFFICER	Smith,Shaneka A	2/1/2017	6	1	45,284.00	13,358.78	1.0	Term	N
00091209	FLO	2018	0600	3600	3605	Filled	CORRECTIONAL OFFICER	Walker,Thomasina A	2/21/2017	6	1	45,284.00	13,358.78	1.0	Term	N
00091211	FLO	2018	0600	3600	3605	Filled	CORRECTIONAL OFFICER	Stephens,Renee B.	2/1/2017	6	1	45,284.00	13,358.78	1.0	Term	N
00093895	FLO	2018	0100	3600	3605	Filled	Staff Assistant	Smith,Jacqueline B	2/1/2017	11	4	62,333.00	18,388.24	1.0	Term	N
00093930	FLO	2018	0100	3600	3605	Filled	MATERIALS HANDLER	Wimbish,Tony	12/11/2017	4	6	44,012.80	12,983.78	1.0	Term	N
00093931	FLO	2018	0100	3600	3605	Filled	MATERIALS HANDLER	Garnett,Antonio M	12/18/2017	4	6	44,012.80	12,983.78	1.0	Term	N
00093932	FLO	2018	0100	3600	3605	Filled	MATERIALS HANDLER	Jones,Henry L.	12/11/2017	4	10	49,171.20	14,505.50	1.0	Term	N
00006259	FLO	2018	0100	3600	3630	Filled	CORRECTIONAL OFFICER - LEAD	Battle,Julian D	4/5/2010	9	10	73,512.00	21,686.04	1.0	Term	N

**Department of Corrections (FL0) FY 2018 Schedule A -Vacant Positions (as of 01/31/2018)**



Position Nbr	Agency Code	Fiscal Year	Fund	Program Code	Activity Code	Filled, Vacant or Frozen	Position Title	Employee Name	Projected Hiring Date	Grade	Step	Salary	Fringe	FTE	Continuing/T emp/Term	Filled by Law Y/N
00008246	FLO	2018	0100	1100	100F	Vacant	PAYROLL TECH		2/5/2018	7	1	42,251.00	12,464.05	1.0	Continuing	N
00020633	FLO	2018	0100	1100	100F	Vacant	SENIOR BUDGET ANALYST		2/5/2018	13	0	100,306.00	29,590.27	1.0	Continuing	N
00091052	FLO	2018	0100	1100	100F	Vacant	Victim Advocate		2/5/2018	12	0	70,345.00	20,751.78	1.0	Continuing	N
00008406	FLO	2018	0100	1100	1110	Vacant	Attorney Advisor		2/5/2018	12	1	81,246.00	23,967.57	1.0	Continuing	N
00015549	FLO	2018	0100	1100	1110	Vacant	OPERATIONS RESEARCH ANALYST		3/5/2018	14	0	95,791.00	28,258.35	1.0	Continuing	N
00045799	FLO	2018	0100	1100	1110	Vacant	Correctional Treatment Spec (R		2/5/2018	12	0	75,620.00	22,307.90	1.0	Continuing	N
00090638	FLO	2018	0100	1100	1110	Vacant	Legislative Analyst		2/5/2018	12	0	70,345.00	20,751.78	1.0	Continuing	N
00042466	FLO	2018	0100	1100	1120	Vacant	CORRECTIONAL TREATMENT SPEC		2/5/2018	9	0	53,879.00	15,894.31	1.0	Continuing	N
00007361	FLO	2018	0100	1100	1130	Vacant	Supv Criminal Investigator (IA		2/19/2018	13	0	103,992.00	30,677.64	1.0	Continuing	N
00010436	FLO	2018	0100	1100	1130	Vacant	Correct Prog Spec (PREA Coord)		2/19/2018	13	0	81,050.00	23,909.75	1.0	Continuing	N
00022113	FLO	2018	0100	1100	1130	Vacant	SUPV CRIMINAL INVEST		2/19/2018	13	0	103,992.00	30,677.64	1.0	Continuing	N
00007327	FLO	2018	0100	1100	1150	Vacant	Fleet Program Manager		2/19/2018	12	0	90,428.00	26,676.26	1.0	Continuing	N
00001790	FLO	2018	0100	1100	1160	Vacant	CORRECTIONAL OFFICER		2/5/2018	8	1	53,197.00	15,693.12	1.0	Continuing	N
00087487	FLO	2018	0100	1100	1160	Vacant	Supervisory Equal Opportunity		3/5/2018	14	0	95,791.00	28,258.35	1.0	Continuing	N
00007280	FLO	2018	0100	2500	2520	Vacant	CORRECTIONAL TREATMENT SPEC		2/5/2018	9	0	53,879.00	15,894.31	1.0	Continuing	N
00024140	FLO	2018	0100	2500	2520	Vacant	CORRECTIONAL OFFICER		2/19/2018	7	0	48,248.00	14,233.16	1.0	Continuing	N
00026265	FLO	2018	0100	2500	2520	Vacant	CORRECTIONAL TREATMENT SPEC		2/5/2018	9	0	53,879.00	15,894.31	1.0	Continuing	N
00026334	FLO	2018	0100	2500	2520	Vacant	Security Guard		2/19/2018	5	1	31,823.00	9,387.79	1.0	Continuing	N
00038316	FLO	2018	0100	2500	2520	Vacant	Educ. Program Administrator		2/5/2018	13	1	103,992.00	30,677.64	1.0	Continuing	N
00042453	FLO	2018	0100	2500	2520	Vacant	Correctional Treatment Spec (R		2/5/2018	12	0	75,620.00	22,307.90	1.0	Continuing	N
00042477	FLO	2018	0100	2500	2520	Vacant	CORRECTIONAL TREATMENT SPEC		2/5/2018	9	0	53,879.00	15,894.31	1.0	Continuing	N
00046342	FLO	2018	0100	2500	2520	Vacant	Program Analyst		2/5/2018	12	0	70,345.00	20,751.78	1.0	Continuing	N
00085829	FLO	2018	0100	2500	2520	Vacant	Chaplain		3/5/2018	11	0	56,852.00	16,771.34	1.0	Continuing	N
00093857	FLO	2018	0100	2500	2520	Vacant	Clerical Assistant		3/5/2018	7	0	42,250.00	12,463.75	1.0	Continuing	N
00093887	FLO	2018	0100	2500	2520	Vacant	CORRECTIONAL TREATMENT SPEC		2/5/2018	9	0	53,879.00	15,894.31	1.0	Continuing	N
00093888	FLO	2018	0100	2500	2520	Vacant	CORRECTIONAL TREATMENT SPEC		2/5/2018	9	0	53,879.00	15,894.31	1.0	Continuing	N
00093889	FLO	2018	0100	2500	2520	Vacant	CORRECTIONAL TREATMENT SPEC		2/5/2018	9	0	53,879.00	15,894.31	1.0	Continuing	N
00093890	FLO	2018	0100	2500	2520	Vacant	CORRECTIONAL TREATMENT SPEC		2/5/2018	9	0	53,879.00	15,894.31	1.0	Continuing	N
00093911	FLO	2018	0100	2500	2520	Vacant	CORRECTIONAL OFFICER		3/5/2018	6	0	45,284.00	13,358.78	1.0	Continuing	N
00093913	FLO	2018	0100	2500	2520	Vacant	CORRECTIONAL OFFICER		4/2/2018	6	0	45,284.00	13,358.78	1.0	Continuing	N
00007469	FLO	2018	0100	2500	2530	Vacant	CORRECTIONAL OFFICER		2/19/2018	8	1	53,197.00	15,693.12	1.0	Continuing	N

**Department of Corrections (FLO) FY 2018 Schedule A -Vacant Positions (as of 01/31/2018)**

Position Nbr	Agency Code	Fiscal Year	Fund	Program Code	Activity Code	Filled, Vacant or Frozen	Position Title	Employee Name	Projected Hiring Date	Grade	Step	Salary	Fringe	FTE	Continuing/T emp/Term	Filled by Law Y/N
00085226	FLO	2018	0100	2500	2530	Vacant	Staff Assistant		2/19/2018	11	0	56,852.00	16,771.34	1.0	Continuing	N
00002390	FLO	2018	0100	3600	3605	Vacant	SUPV CORRECTIONAL OFFICER		2/5/2018	12	0	90,428.00	26,676.26	1.0	Continuing	N
00004724	FLO	2018	0100	3600	3605	Vacant	CORRECTIONAL OFFICER		2/5/2018	8	1	53,197.00	15,693.12	1.0	Continuing	N
00007068	FLO	2018	0100	3600	3605	Vacant	Social Worker		2/5/2018	12	0	76,082.00	22,444.19	1.0	Continuing	N
00007608	FLO	2018	0100	3600	3605	Vacant	CORRECTIONAL OFFICER		2/19/2018	8	1	53,197.00	15,693.12	1.0	Continuing	N
00007903	FLO	2018	0100	3600	3605	Vacant	CORRECTIONAL OFFICER		2/5/2018	8	1	53,197.00	15,693.12	1.0	Continuing	N
00008949	FLO	2018	0100	3600	3605	Vacant	SUPVY CORRECTIONAL OFFICER		2/19/2018	13	0	103,992.00	30,677.64	1.0	Continuing	N
00009133	FLO	2018	0100	3600	3605	Vacant	SUPV CORRECTIONAL OFFICER		2/19/2018	12	1	76,082.00	22,444.19	1.0	Continuing	N
00009485	FLO	2018	0100	3600	3605	Vacant	Teacher		2/19/2018	11	0	56,852.00	16,771.34	1.0	Continuing	N
00009594	FLO	2018	0100	3600	3605	Vacant	CORRECTIONAL OFFICER		2/5/2018	8	0	53,197.00	15,693.12	1.0	Continuing	N
00009598	FLO	2018	0100	3600	3605	Vacant	Teacher		2/19/2018	11	0	56,852.00	16,771.34	1.0	Continuing	N
00009758	FLO	2018	0100	3600	3605	Vacant	CORRECTIONAL OFFICER		2/19/2018	8	1	53,197.00	15,693.12	1.0	Continuing	N
00010200	FLO	2018	0100	3600	3605	Vacant	CORRECTIONAL OFFICER		2/19/2018	6	0	45,284.00	13,358.78	1.0	Continuing	N
00010330	FLO	2018	0100	3600	3605	Vacant	Maintenance Mechanic		2/19/2018	9	0	50,148.80	14,793.90	1.0	Continuing	N
00010523	FLO	2018	0100	3600	3605	Vacant	CORRECTIONAL OFFICER		2/19/2018	6	0	45,284.00	13,358.78	1.0	Continuing	N
00011381	FLO	2018	0100	3600	3605	Vacant	CORRECTIONAL OFFICER		2/19/2018	8	1	53,197.00	15,693.12	1.0	Continuing	N
00011650	FLO	2018	0100	3600	3605	Vacant	CORRECTIONAL OFFICER		2/5/2018	8	0	53,197.00	15,693.12	1.0	Continuing	N
00012250	FLO	2018	0100	3600	3605	Vacant	CORRECTIONAL OFFICER		2/19/2018	7	0	48,248.00	14,233.16	1.0	Continuing	N
00014059	FLO	2018	0100	3600	3605	Vacant	CORRECTIONAL OFFICER		2/5/2018	8	1	53,197.00	15,693.12	1.0	Continuing	N
00022021	FLO	2018	0100	3600	3605	Vacant	CORRECTIONAL OFFICER		2/5/2018	8	1	53,197.00	15,693.12	1.0	Continuing	N
00026395	FLO	2018	0100	3600	3605	Vacant	SUPV CORRECTIONAL OFFICER		2/5/2018	11	0	76,634.00	22,607.03	1.0	Continuing	N
00033468	FLO	2018	0100	3600	3605	Vacant	CORRECTIONAL OFFICER		2/5/2018	8	0	53,197.00	15,693.12	1.0	Continuing	N
00034289	FLO	2018	0100	3600	3605	Vacant	SUPVY CORRECTIONAL OFFICER		2/19/2018	13	0	103,992.00	30,677.64	1.0	Continuing	N
00042656	FLO	2018	0100	3600	3605	Vacant	SUPVY CORRECTIONAL OFFICER		2/19/2018	13	0	103,992.00	30,677.64	1.0	Continuing	N
00045586	FLO	2018	0100	3600	3605	Vacant	CLERICAL ASSISTANT		2/19/2018	6	0	38,128.00	11,247.76	1.0	Continuing	N
00045589	FLO	2018	0100	3600	3605	Vacant	CORRECTIONAL OFFICER		2/5/2018	8	0	53,197.00	15,693.12	1.0	Continuing	N
00077859	FLO	2018	0100	3600	3605	Vacant	CORRECTIONAL OFFICER		2/19/2018	8	1	53,197.00	15,693.12	1.0	Continuing	N
00090946	FLO	2018	0600	3600	3605	Vacant	CORRECTIONAL OFFICER		2/19/2018	6	0	45,284.00	13,358.78	1.0	Continuing	N
00091173	FLO	2018	0600	3600	3605	Vacant	SUPV CORRECTIONAL OFFICER		2/5/2018	12	0	90,428.00	26,676.26	1.0	Continuing	N
00091177	FLO	2018	0600	3600	3605	Vacant	SUPV CORRECTIONAL OFFICER		2/5/2018	11	0	76,634.00	22,607.03	1.0	Continuing	N
00091179	FLO	2018	0600	3600	3605	Vacant	SUPV CORRECTIONAL OFFICER		2/5/2018	11	0	76,634.00	22,607.03	1.0	Continuing	N
00091184	FLO	2018	0600	3600	3605	Vacant	Correct. Fac. Oper. Spec.		2/19/2018	12	0	70,345.00	20,751.78	1.0	Continuing	N

**Department of Corrections (FLO) FY 2018 Schedule A -Vacant Positions (as of 01/31/2018)**

Position Nbr	Agency Code	Fiscal Year	Fund	Program Code	Activity Code	Filled, Vacant or Frozen	Position Title	Employee Name	Projected Hiring Date	Grade	Step	Salary	Fringe	FTE	Continuing/T emp/Term	Filled by Law Y/N
00091188	FLO	2018	0600	3600	3605	Vacant	SUPV CORRECTIONAL OFFICER		2/5/2018	11	0	76,634.00	22,607.03	1.0	Continuing	N
00091189	FLO	2018	0600	3600	3605	Vacant	SUPV CORRECTIONAL OFFICER		2/5/2018	11	0	76,634.00	22,607.03	1.0	Continuing	N
00091193	FLO	2018	0600	3600	3605	Vacant	Teacher		2/19/2018	11	0	56,852.00	16,771.34	1.0	Continuing	N
00091195	FLO	2018	0600	3600	3605	Vacant	Teacher		2/5/2018	11	0	56,852.00	16,771.34	1.0	Continuing	N
00091206	FLO	2018	0600	3600	3605	Vacant	SUPVY CORRECTIONAL OFFICER			13	0	103,992.00	30,677.64	1.0	Continuing	N
00093851	FLO	2018	0100	3600	3605	Vacant	Equal Opportunity Specialist		3/5/2018	12	0	70,345.00	20,751.78	1.0	Continuing	N
00093854	FLO	2018	0100	3600	3605	Vacant	SUPV CORRECTIONAL OFFICER		2/5/2018	11	0	76,634.00	22,607.03	1.0	Continuing	N
00093856	FLO	2018	0100	3600	3605	Vacant	SUPV CORRECTIONAL OFFICER		2/5/2018	11	0	76,634.00	22,607.03	1.0	Continuing	N
00093861	FLO	2018	0100	3600	3605	Vacant	Maintenance Mechanic		2/5/2018	9	0	50,148.80	14,793.90	1.0	Continuing	N
00093879	FLO	2018	0100	3600	3605	Vacant	Correctional Treatment Spec (R		2/5/2018	12	0	75,620.00	22,307.90	1.0	Continuing	N
00093880	FLO	2018	0100	3600	3605	Vacant	Correctional Treatment Spec (R		2/5/2018	12	1	75,620.00	22,307.90	1.0	Continuing	N
00093881	FLO	2018	0100	3600	3605	Vacant	Correctional Treatment Spec (R		2/5/2018	12	1	75,620.00	22,307.90	1.0	Continuing	N
00093882	FLO	2018	0100	3600	3605	Vacant	Correctional Treatment Spec (R		2/5/2018	12	1	75,620.00	22,307.90	1.0	Continuing	N
00093883	FLO	2018	0100	3600	3605	Vacant	Correctional Treatment Spec (R		2/5/2018	12	1	75,620.00	22,307.90	1.0	Continuing	N
00093884	FLO	2018	0100	3600	3605	Vacant	Correctional Treatment Spec (R		2/5/2018	12	1	75,620.00	22,307.90	1.0	Continuing	N
00093885	FLO	2018	0100	3600	3605	Vacant	CORRECTIONAL TREATMENT SPEC		2/5/2018	9	0	53,879.00	15,894.31	1.0	Continuing	N
00093886	FLO	2018	0100	3600	3605	Vacant	CORRECTIONAL TREATMENT SPEC		2/5/2018	9	0	53,879.00	15,894.31	1.0	Continuing	N
00093891	FLO	2018	0100	3600	3605	Vacant	Social Worker		2/5/2018	12	0	76,082.00	22,444.19	1.0	Continuing	N
00093892	FLO	2018	0100	3600	3605	Vacant	Social Worker		2/5/2018	12	0	76,082.00	22,444.19	1.0	Continuing	N
00093893	FLO	2018	0100	3600	3605	Vacant	Social Worker		2/5/2018	12	0	76,082.00	22,444.19	1.0	Continuing	N
00093897	FLO	2018	0100	3600	3605	Vacant	CORRECTIONAL OFFICER		2/5/2018	6	0	45,284.00	13,358.78	1.0	Continuing	N
00093899	FLO	2018	0100	3600	3605	Vacant	CORRECTIONAL OFFICER		2/5/2018	6	0	45,284.00	13,358.78	1.0	Continuing	N
00093900	FLO	2018	0100	3600	3605	Vacant	CORRECTIONAL OFFICER		2/5/2018	6	0	45,284.00	13,358.78	1.0	Continuing	N
00093901	FLO	2018	0100	3600	3605	Vacant	CORRECTIONAL OFFICER		3/5/2018	6	0	45,284.00	13,358.78	1.0	Continuing	N
00093902	FLO	2018	0100	3600	3605	Vacant	CORRECTIONAL OFFICER		3/5/2018	6	0	45,284.00	13,358.78	1.0	Continuing	N
00093903	FLO	2018	0100	3600	3605	Vacant	CORRECTIONAL OFFICER		3/5/2018	6	0	45,284.00	13,358.78	1.0	Continuing	N
00093904	FLO	2018	0100	3600	3605	Vacant	CORRECTIONAL OFFICER		3/5/2018	6	0	45,284.00	13,358.78	1.0	Continuing	N
00093907	FLO	2018	0100	3600	3605	Vacant	CORRECTIONAL OFFICER		3/5/2018	6	0	45,284.00	13,358.78	1.0	Continuing	N
00093909	FLO	2018	0100	3600	3605	Vacant	CORRECTIONAL OFFICER		3/5/2018	6	0	45,284.00	13,358.78	1.0	Continuing	N
00093912	FLO	2018	0100	3600	3605	Vacant	CORRECTIONAL OFFICER		3/5/2018	6	0	45,284.00	13,358.78	1.0	Continuing	N
00093914	FLO	2018	0100	3600	3605	Vacant	CORRECTIONAL OFFICER		4/2/2018	6	0	45,284.00	13,358.78	1.0	Continuing	N
00093915	FLO	2018	0100	3600	3605	Vacant	CORRECTIONAL OFFICER		4/2/2018	6	0	45,284.00	13,358.78	1.0	Continuing	N
00093916	FLO	2018	0100	3600	3605	Vacant	CORRECTIONAL OFFICER		4/2/2018	6	0	45,284.00	13,358.78	1.0	Continuing	N
00093917	FLO	2018	0100	3600	3605	Vacant	CORRECTIONAL OFFICER		4/2/2018	6	0	45,284.00	13,358.78	1.0	Continuing	N
00093918	FLO	2018	0100	3600	3605	Vacant	CORRECTIONAL OFFICER		4/2/2018	6	0	45,284.00	13,358.78	1.0	Continuing	N
00093919	FLO	2018	0100	3600	3605	Vacant	CORRECTIONAL OFFICER		4/2/2018	6	0	45,284.00	13,358.78	1.0	Continuing	N
00093920	FLO	2018	0100	3600	3605	Vacant	CORRECTIONAL OFFICER		4/2/2018	6	0	45,284.00	13,358.78	1.0	Continuing	N
00093921	FLO	2018	0100	3600	3605	Vacant	CORRECTIONAL OFFICER		4/2/2018	6	0	45,284.00	13,358.78	1.0	Continuing	N
00093922	FLO	2018	0100	3600	3605	Vacant	CORRECTIONAL OFFICER		4/2/2018	6	0	45,284.00	13,358.78	1.0	Continuing	N
00093923	FLO	2018	0100	3600	3605	Vacant	CORRECTIONAL OFFICER		5/14/2018	6	0	45,284.00	13,358.78	1.0	Continuing	N
00093924	FLO	2018	0100	3600	3605	Vacant	CORRECTIONAL OFFICER		5/14/2018	6	0	45,284.00	13,358.78	1.0	Continuing	N
00093925	FLO	2018	0100	3600	3605	Vacant	CORRECTIONAL OFFICER		5/14/2018	6	0	45,284.00	13,358.78	1.0	Continuing	N
00094029	FLO	2018	0100	3600	3605	Vacant	CORRECTIONAL OFFICER		7/9/2018	6	0	45,284.00	13,358.78	1.0	Continuing	N
00085680	FLO	2018	0700	2500	2520	Vacant	Peer Program Assistant		2/5/2018	5	0	34,413.00	10,151.84	1.0	Temp	N
00091162	FLO	2018	0600	3600	3605	Vacant	CORRECTIONAL INSTITUTION ADMINISTRATOR		2/19/2018	12	1	119,591.00	35,279.35	1.0	Continuing	N
TOTAL												\$ 77,973,471.11	\$ 23,002,173.98	1,241.00		

- 3. Please list all employees detailed to or from your agency. For each employee identified, please provide the name of the agency the employee is detailed to or from, the reason for the detail, the date of the detail, and the employee's projected date of return.**

DOC does not have any employees detailed out at this time.

- 4. Please provide the Committee with:**

**a. A list of all employees who received or retained cellphones, personal digital assistants, or similar communications devices at agency expense in FY17 and FY18, to date:**

ID	FUNCTION	CONTACT BUREAU	CONTACT ASSIGNMENT	CONTACT NAME
2024650807	Wireless Phone/Device (Voice and/or Data) Cellular	Office of the Director	Director	Quincy Booth
2027026766	Wireless Device - Data Service Only Tablet	Office of the Director	Director	Quincy Booth
2023410598	Wireless Phone/Device (Voice and/or Data) Cellular	Office of the Director	Executive Assistant	Sallie Thomas
2025773048	Wireless Phone/Device (Voice and/or Data) Wireless Air-Card	Office of the Director	Executive Assistant	Sallie Thomas
2024310994	Wireless Phone/Device (Voice and/or Data) Cellular	Office of the Director	Portal of Entry Program Manager	Jemea Goso
2024458426	Wireless Phone/Device (Voice and/or Data) Cellular	Office of the Director	Special Assistant to the Director	Zachary Weaver
2026154459	Wireless Phone/Device (Voice and/or Data) Cellular	Office of the General Counsel	General Counsel	Maria Amato
2025382389	Wireless Phone/Device (Voice and/or Data) Cellular	Office of the General Counsel	FOIA Officer	Segun Obebe
2022868736	Wireless Phone/Device (Voice and/or Data) Cellular	Office of the General Counsel	Assistant General Counsel	Todd Smith
2022978682	Wireless Device - Data Service Only Tablet	Agency Fiscal Office	Agency Fiscal Officer	Antoinette Hudson- Beckham
2022771157	Wireless Phone/Device (Voice and/or Data) Cellular	Agency Fiscal Office	Agency Fiscal Officer	Antoinette Hudson- Beckham

ID	FUNCTION	CONTACT BUREAU	CONTACT ASSIGNMENT	CONTACT NAME
2022139230	Wireless Phone/Device (Voice and/or Data) Cellular	Agency Fiscal Office	Agency Budget Officer	Eboni Temple
2022979201	Wireless Device - Data Service Only Tablet	Office of Strategic Communications	Director of Strategic Communications	Denise Tolliver
2027108794	Wireless Phone/Device (Voice and/or Data) Cellular	Office of Strategic Communications	Director of Strategic Communications	Denise Tolliver
2027108070	Wireless Phone/Device (Voice and/or Data) Cellular	Office of Strategic Communications	Public Information Officer	Keena Blackmon
2022155591	Wireless Device - Data Service Only Tablet	Office of Strategic Communications	Public Information Officer	Keena Blackmon
2024385616	Wireless Phone/Device (Voice and/or Data) Cellular	Office of Strategic Communications	Public Affairs Specialist	Tamika Gittens
2027160020	Wireless Device - Data Service Only Tablet	Office of Strategic Communications	Public Affairs Specialist	Tamika Gittens
2028127107	Wireless Phone/Device (Voice and/or Data) Cellular	Office of Investigative Services	Chief of Office of Investigative Services	Ben Collins
2022625042	Wireless Phone/Device (Voice and/or Data) Wireless Air-Card	Office of Investigative Services	Criminal Investigator	Darnell Dupar
2028215134	Wireless Phone/Device (Voice and/or Data) Cellular	Office of Investigative Services	Criminal Investigator	Darnell Dupar
2024384959	Wireless Phone/Device (Voice and/or Data) Cellular	Office of Investigative Services	Criminal Investigator	Gary Foreman
2026586469	Wireless Phone/Device (Voice and/or Data) Cellular	Office of Investigative Services	Criminal Investigator	Charles White
2024382979	Wireless Phone/Device (Voice and/or Data) Cellular	Office of Investigative Services	Criminal Investigator	James Williams

ID	FUNCTION	CONTACT BUREAU	CONTACT ASSIGNMENT	CONTACT NAME
2027108875	Wireless Phone/Device (Voice and/or Data) Cellular	Office of Investigative Services	Investigator	Joseph H. Hill
2023452727	Wireless Phone/Device (Voice and/or Data) Cellular	Office of Investigative Services	Investigator	Jimmy Hobbs
2023309801	Wireless Phone/Device (Voice and/or Data) Cellular	Office of Investigative Services	Investigator	Cynthia Williams
2022852842	Wireless Phone/Device (Voice and/or Data) Cellular	Office of Investigative Services	PREA Coordinator	Cicily Harrington
2027163174	Wireless Phone/Device (Voice and/or Data) Cellular	Office of Deputy Director for Administration	Deputy Director for Administration	Gitana Stewart-Ponder
2027100910	Wireless Phone/Device (Voice and/or Data) Cellular	Office of the Deputy Directors	Staff Assistant	Elaine Rhem
2022978244	Wireless Phone/Device (Voice and/or Data) Cellular	Office of Deputy Director for Administration	Special Assistant to the Deputy Director for Administration	Gizele Ponder
2025790153	Wireless Phone/Device (Voice and/or Data) Tablet	Office of Deputy Director for Administration	Special Assistant to the Deputy Director for Administration	Gizele Ponder
2028264931	Wireless Phone/Device (Voice and/or Data) Cellular	Office of Contracts Administration	Chief of Contracts Administration	Trina Byrd
2027108112	Wireless Phone/Device (Voice and/or Data) Cellular	Office of Contracts Administration	Contract Administrator	Michelle Davenport
2022790833	Wireless Phone/Device (Voice and/or Data) Cellular	Office of Contracts Administration	Contract Administrator	Kashonda Johnson- Dunklin
2028127199	Wireless Phone/Device (Voice and/or Data) Cellular	Office of Contracts Administration	Contract Administrator	Fameda Shah



ID	FUNCTION	CONTACT BUREAU	CONTACT ASSIGNMENT	CONTACT NAME
2022076571	Wireless Phone/Device (Voice and/or Data) Cellular	Facilities Maintenance	Facility Manager	Bobby Lacy
2025383562	Wireless Phone/Device (Voice and/or Data) Cellular	Facilities Maintenance	Correctional Facilities Operations Specialist	Jacqueline Smith
2027108852	Wireless Phone/Device (Voice and/or Data) Cellular	Facilities Maintenance	Electrician	Kevin Hammond
2023062924	Wireless Phone/Device (Voice and/or Data) Cellular	Facilities Maintenance	AC Equipment Foreman	Walter Johnson
2022769031	Wireless Phone/Device (Voice and/or Data) Cellular	Facilities Maintenance	Plumber	Mallie Wiggins
2025797303	Wireless Phone/Device (Voice and/or Data) Cellular	Federal Billing	Chief of Federal Billing	Michael Phetphongsy
2025946298	Wireless Phone/Device (Voice and/or Data) Cellular	Office of Health Services Administration	Medical Director	Beth Mynett
2022942849	Wireless Phone/Device (Voice and/or Data) Cellular	Office of Health Services Administration	Health Specialist	Elton Jones
2027107966	Wireless Phone/Device (Voice and/or Data) Cellular	Office of Health Services Administration	Nurse Consultant	Devora Jones
2025382393	Wireless Phone/Device (Voice and/or Data) Cellular	Office of Health Services Administration	Nurse Consultant	Judy Poole
2024412613	Wireless Phone/Device (Voice and/or Data) Cellular	Office of Human Resource Management	Acting Chief of Human Resource Management	Denise Shell
2026573770	Wireless Phone/Device (Voice and/or Data) Cellular	Office of Human Resource Management	Labor Relations Specialist	Paulette Johnson
2027107961	Wireless Phone/Device (Voice and/or Data) Cellular	Office of Human Resource Management	Agency FMLA Coordinator	Rosetta Taylor-Jone

ID	FUNCTION	CONTACT BUREAU	CONTACT ASSIGNMENT	CONTACT NAME
2022571009	Wireless Phone/Device (Voice and/or Data) Cellular	Office of Human Resource Management	Agency MEDAT Coordinator	Debra Washington
2023693665	Wireless Phone/Device (Voice and/or Data) Cellular	Office of Information Technology	Chief of Information Technology	Baron Hsu
2024170906	Wireless Phone/Device (Voice and/or Data) Cellular	Office of Information Technology	Senior Network Engineer	Rajiv Rehani
2022471534	Wireless Phone/Device (Voice and/or Data) Wireless Air-Card	Office of Information Technology	Senior Network Engineer	Rajiv Rehani
2024317803	Wireless Phone/Device (Voice and/or Data) Cellular	Office of Information Technology	Information Technology Specialist	Xusheng Wang
2022883165	Wireless Phone/Device (Voice and/or Data) Wireless Air-Card	Office of Information Technology	Database Administrator	Karen Mccloskey
2022470720	Wireless Phone/Device (Voice and/or Data) Cellular	Office of Information Technology	Database Administrator	Karen Mccloskey
2023943640	Wireless Phone/Device (Voice and/or Data) Cellular	Office of Information Technology	Systems Administrator	Manish Mittal
2022768992	Wireless Phone/Device (Voice and/or Data) Cellular	Office of Information Technology	Network Engineer	Michel Ramirez
2024456240	Wireless Phone/Device (Voice and/or Data) Cellular	Office of Information Technology	Information Technology Specialist	Tasheanna Harris
2023946653	Wireless Phone/Device (Voice and/or Data) Cellular	Office of Information Technology	Information Technology Specialist	Nigel Robinson
2024364627	Wireless Phone/Device (Voice and/or Data) Cellular	Office of Information Technology	Information Technology Specialist	Bryan Shaw

ID	FUNCTION	CONTACT BUREAU	CONTACT ASSIGNMENT	CONTACT NAME
2023945233	Wireless Phone/Device (Voice and/or Data) Cellular	Office of Information Technology	Information Technology Specialist	Larry Ware
2022039210	Wireless Phone/Device (Voice and/or Data) Cellular	Office of Information Technology	Agency Telephone Coordinator	Ponti Andrews
2022579430	Wireless Phone/Device (Voice and/or Data) Wireless Air-Card	Office of Information Technology	Agency Telephone Coordinator	Ponti Andrews
2024456020	Wireless Phone/Device (Voice and/or Data) Cellular	Office of Information Technology	Agency Telephone Coordinator	Ponti Andrews
2027101245	Wireless Device - WiFi Only Cellular	Office of Information Technology	Agency Telephone Coordinator	Ponti Andrews
2027104959	Wireless Phone/Device (Voice and/or Data) Cellular	Office of Information Technology	Agency Telephone Coordinator	Ponti Andrews
2027462928	Wireless Phone/Device (Voice and/or Data) Cellular	Office of Information Technology	Agency Telephone Coordinator	Ponti Andrews
2028025093	Wireless Phone/Device (Voice and/or Data) Cellular	Office of Information Technology	Agency Telephone Coordinator	Ponti Andrews
2026586473	Wireless Phone/Device (Voice and/or Data) Cellular	Office of Information Technology	Agency Telephone Coordinator	Ponti Andrews
2029035956	Wireless Phone/Device (Voice and/or Data) Cellular	Office of Information Technology	Agency Telephone Coordinator	Ponti Andrews
2025604829	Wireless Device - Data Service Only Wireless Air- Card	Office of Information Technology	Agency Telephone Coordinator	Ponti Andrews
2025946774	Wireless Phone/Device (Voice and/or Data) Tablet	Office of Information Technology	Agency Telephone Coordinator	Ponti Andrews
2025947951	Wireless Phone/Device (Voice and/or Data) Tablet	Office of Information Technology	Agency Telephone Coordinator	Ponti Andrews

ID	FUNCTION	CONTACT BUREAU	CONTACT ASSIGNMENT	CONTACT NAME
2022868495	Wireless Phone/Device (Voice and/or Data) Cellular	Office of Procurement	Agency Contracting Officer	Keia Brooks
2023414905	Wireless Phone/Device (Voice and/or Data) Cellular	Risk Management	Risk Manager	Edson Ogunshakin
2025319543	Wireless Phone/Device (Voice and/or Data) Cellular	Support Services	Chief of Support Services (Fleet Management and Warehouse Operations)	George Lample
2027101254	Wireless Phone/Device (Voice and/or Data) Wireless Air-Card	Support Services	Chief of Support Services (Fleet Management and Warehouse Operations)	George Lample
2029073380	Wireless Phone/Device (Voice and/or Data) Cellular	Support Services	Chief of Support Services (Fleet Management and Warehouse Operations)	George Lample
2023511094	Wireless Device - Data Service Only Tablet	Office of the Deputy Director for Professional Development and Career and College Readiness	Deputy Director for Professional Development and Career and College Readiness	Amy Lopez
2027108334	Wireless Phone/Device (Voice and/or Data) Cellular	Office of the Deputy Director for Professional Development and Career and College Readiness	Deputy Director for Professional Development and Career and College Readiness	Amy Lopez
2026415786	Wireless Phone/Device (Voice and/or Data) Cellular	Training	Training Administrator	Ricardo Gradillas
2025380507	Wireless Phone/Device (Voice and/or Data) Cellular	Training	Training Manager	Sherris Mundell
2022132932	Wireless Phone/Device (Voice and/or Data) Cellular	Office of the Deputy Director for Programs and Case Management	Deputy Director for Programs and Case Management	Latoya Lane

ID	FUNCTION	CONTACT BUREAU	CONTACT ASSIGNMENT	CONTACT NAME
2027025292	Wireless Phone/Device (Voice and/or Data) Tablet	Office of the Deputy Director for Programs and Case Management	Special Assistant to the Deputy Director for Programs and Case Management	Latoya Wesley
2027100925	Wireless Phone/Device (Voice and/or Data) Cellular	Office of the Deputy Director for Programs and Case Management	Special Assistant to the Deputy Director for Programs and Case Management	Latoya Wesley
2027108745	Wireless Phone/Device (Voice and/or Data) Cellular	Office of the Deputy Director for Programs and Case Management	Social Work Supervisor and Program Analyst	Clinique Chapman
2028264932	Wireless Phone/Device (Voice and/or Data) Cellular	Office of the Deputy Director for Programs and Case Management	Inmate Grievance Coordinator	Desiree Townes
2022475370	Wireless Phone/Device (Voice and/or Data) Wireless Air-Card	Office of the Deputy Director for Programs and Case Management	Inmate Grievance Coordinator	Desiree Townes
2027107937	Wireless Phone/Device (Voice and/or Data) Cellular	Office of the Deputy Director for Programs and Case Management	Deputy Warden for Programs and Case Management	Michele Jones
2027108820	Wireless Phone/Device (Voice and/or Data) Cellular	Office of the Deputy Warden for Programs and Case Management	Program Analyst, Young Adult Program	Earl Hollimon
2024454011	Wireless Phone/Device (Voice and/or Data) Cellular	Office of the Deputy Warden for Programs and Case Management	CDF Programs Administrator	Deborah Miller
2025382396	Wireless Phone/Device (Voice and/or Data) Cellular	Office of the Deputy Warden for Programs and Case Management	CDF Chief Case Manager	Capucine Carrington

ID	FUNCTION	CONTACT BUREAU	CONTACT ASSIGNMENT	CONTACT NAME
2029073369	Wireless Phone/Device (Voice and/or Data) Cellular	Office of the Deputy Warden for Programs and Case Management	Inmate Records Office Administrator	Jeanette Myrick
2022576356	Wireless Phone/Device (Voice and/or Data) Cellular	Office of the Deputy Warden for Programs and Case Management	Inmate Records Office Administrator	Jeanette Myrick
2025498624	Wireless Phone/Device (Voice and/or Data) Cellular	Inmate Records Office	Support Specialist	Paige Ireland
2022884604	Wireless Phone/Device (Voice and/or Data) Cellular	Office of the Deputy Director for Programs and Case Management	Chief of Volunteer and Religious Programs	Samuel Whittaker
2027108326	Wireless Phone/Device (Voice and/or Data) Cellular	Office of Religious and Volunteer Services	Chaplain	Jimmie Allen
2025497811	Wireless Phone/Device (Voice and/or Data) Cellular	Office of Religious and Volunteer Services	Religious Programs Coordinator	Betty Green
2028264937	Wireless Phone/Device (Voice and/or Data) Cellular	Office of Religious and Volunteer Services	Volunteer Program Coordinator	Linda Greene
2024360478	Wireless Phone/Device (Voice and/or Data) Cellular	Office of the Deputy Warden for Programs and Case Management	CTF Programs Administrator	Jacqueline Williams
2022514852	Wireless Phone/Device (Voice and/or Data) Cellular	Office of the Deputy Warden for Programs and Case Management	CTF Chief Case Manager	Vera Lightner
2022476031	Wireless Phone/Device (Voice and/or Data) Cellular	Office of the Deputy Warden for Programs and Case Management	Juvenile Programs Officer	Kenneth Person
2024974721	Wireless Phone/Device (Voice and/or Data) Cellular	Office of the Deputy Warden for Programs and Case Management	Case Manager	Bridget Reavis-Tyler

ID	FUNCTION	CONTACT BUREAU	CONTACT ASSIGNMENT	CONTACT NAME
2022972776	Wireless Phone/Device (Voice and/or Data) Cellular	Office of the Deputy Director for Operations	Deputy Director for Operations	Wanda Patten
2024386072	Wireless Phone/Device (Voice and/or Data) Cellular	Office of the Deputy Director for Operations	Correctional Surveillance Center Supervisor	Lynnita Thomas
2024385526	Wireless Phone/Device (Voice and/or Data) Cellular	Office of Deputy Director for Operations	Mail Clerk	Robert Allen
2027104903	Wireless Phone/Device (Voice and/or Data) Cellular	Office of Community Corrections Administration	Community Corrections Administrator	Prechelle Shannon
2025319552	Wireless Phone/Device (Voice and/or Data) Cellular	Office of Community Corrections Administration	Inmate Work Squad Supervisor	Julian Battle
2023743374	Wireless Phone/Device (Voice and/or Data) Tablet	Office of Community Corrections Administration	Legal Instrument Examiner	Jack Jones
2027100928	Wireless Phone/Device (Voice and/or Data) Cellular	Office of Community Corrections Administration	Legal Instrument Examiner	Jack Jones
2023687792	Wireless Phone/Device (Voice and/or Data) Cellular	Office of Community Corrections Administration	Sergeant	Chasity Jones
2024974711	Wireless Phone/Device (Voice and/or Data) Cellular	Office of Community Corrections Administration	Correctional Officer	Sharon Walker
2024454463	Wireless Phone/Device (Voice and/or Data) Cellular	Office of the Deputy Director for Operations	Warden	Lennard Johnson
2028215132	Wireless Phone/Device (Voice and/or Data) Cellular	Warden's Office	Chief of Accreditation and Compliance	Gloria Robertson
2027107884	Wireless Phone/Device (Voice and/or Data) Cellular	Warden's Office	Program Analyst	Antuinette Dethrow
2027108424	Wireless Phone/Device (Voice and/or Data) Cellular	Warden's Office	Program Analyst	Novella Lopes



ID	FUNCTION	CONTACT BUREAU	CONTACT ASSIGNMENT	CONTACT NAME
2027104904	Wireless Phone/Device (Voice and/or Data) Cellular	Warden's Office	Litigation Coordinator	Jennifer Postell
2028342243	Wireless Phone/Device (Voice and/or Data) Cellular	Warden's Office	CDF Deputy Warden	Charles Cave
2025319525	Wireless Phone/Device (Voice and/or Data) Cellular	Warden's Office	Fire Protection Specialist	Tanikia Warner
2026418819	Wireless Phone/Device (Voice and/or Data) Cellular	Warden's Office	Major	Sharon Cain-Smith
2025946998	Wireless Phone/Device (Voice and/or Data) Cellular	Warden's Office	Major	Walter Coley
2024455046	Wireless Phone/Device (Voice and/or Data) Cellular	Warden's Office	Major	Namon Reid
2026418819	Wireless Phone/Device (Voice and/or Data) Cellular	Warden's Office	Major	Sharon Cain-Smith
2025311850	Wireless Phone/Device (Voice and/or Data) Cellular	Warden's Office	Major	Nora Talley
2025947618	Wireless Phone/Device (Voice and/or Data) Cellular	Warden's Office	Chief of CCB and Inmate Court Transportation Unit	Delonda Craig
2028345737	Wireless Phone/Device (Voice and/or Data) Cellular	Warden's Office	CCB and Inmate Court Transportation Unit Supervisor	Lewis Ford
2027462843	Wireless Phone/Device (Voice and/or Data) Cellular	Warden's Office	Captain	Antoine Cobb
2027104957	Wireless Phone/Device (Voice and/or Data) Cellular	Warden's Office	Captain	Buford Otis
2024366267	Wireless Phone/Device (Voice and/or Data) Cellular	Warden's Office	Captain	Ellen Mcdonald-Haynes

ID	FUNCTION	CONTACT BUREAU	CONTACT ASSIGNMENT	CONTACT NAME
2024457853	Wireless Phone/Device (Voice and/or Data) Cellular	Warden's Office	Captain	Eric Vinyard
2025316228	Wireless Phone/Device (Voice and/or Data) Cellular	Warden's Office	Captain	Glinda Brown
2027104958	Wireless Phone/Device (Voice and/or Data) Cellular	Warden's Office	Captain	Kevin Bruce
2027460132	Wireless Phone/Device (Voice and/or Data) Cellular	Warden's Office	Captain	Marion Boyd
2024385274	Wireless Phone/Device (Voice and/or Data) Cellular	Warden's Office	Captain	Maury Jones
2022134695	Wireless Phone/Device (Voice and/or Data) Cellular	Warden's Office	Captain	Morena Lancaster
2025311365	Wireless Phone/Device (Voice and/or Data) Cellular	Warden's Office	Captain	Mulet Dompierre
2027108404	Wireless Phone/Device (Voice and/or Data) Cellular	Warden's Office	Captain	Scott Devine
2027100916	Wireless Phone/Device (Voice and/or Data) Cellular	Warden's Office	Captain	Tocarra Bruce
2022137570	Wireless Phone/Device (Voice and/or Data) Cellular	Warden's Office	IRC Supervisor	Cornethia Williams
2024862657	Wireless Phone/Device (Voice and/or Data) Cellular	Warden's Office	IRC Supervisor	Joyce Tate
2027100873	Wireless Phone/Device (Voice and/or Data) Cellular	Warden's Office	Chief of K9 Unit	Gregory Shumake
2025954678	Wireless Phone/Device (Voice and/or Data) Cellular	Warden's Office	K9 Officer	Herman Austin

ID	FUNCTION	CONTACT BUREAU	CONTACT ASSIGNMENT	CONTACT NAME
2024259620	Wireless Phone/Device (Voice and/or Data) Cellular	Warden's Office	K9 Officer	Marshall Day
2024559882	Wireless Phone/Device (Voice and/or Data) Cellular	Warden's Office	Lieutenant	Alvin A. Henry
2024210310	Wireless Phone/Device (Voice and/or Data) Cellular	Warden's Office	Lieutenant	Alvin Ford
2027108758	Wireless Phone/Device (Voice and/or Data) Cellular	Warden's Office	Lieutenant	Andrew Jagtiani
2025383717	Wireless Phone/Device (Voice and/or Data) Cellular	Warden's Office	Lieutenant	Aniceka Points
2023914514	Wireless Phone/Device (Voice and/or Data) Cellular	Warden's Office	Lieutenant	Anthony Brown
2025493234	Wireless Phone/Device (Voice and/or Data) Cellular	Warden's Office	Lieutenant	Daria Hagood
2027108754	Wireless Phone/Device (Voice and/or Data) Cellular	Warden's Office	Lieutenant	David Becketts
2025311661	Wireless Phone/Device (Voice and/or Data) Cellular	Warden's Office	Lieutenant	Ejikeme Onukwubiri
2025312298	Wireless Phone/Device (Voice and/or Data) Cellular	Warden's Office	Lieutenant	Harrison Ekwonna
2024457425	Wireless Phone/Device (Voice and/or Data) Cellular	Warden's Office	Lieutenant	Heather Crawley
2024559278	Wireless Phone/Device (Voice and/or Data) Cellular	Warden's Office	Lieutenant	Henry Ndifor
2025499875	Wireless Phone/Device (Voice and/or Data) Cellular	Warden's Office	Lieutenant	Isiac Prosisie

ID	FUNCTION	CONTACT BUREAU	CONTACT ASSIGNMENT	CONTACT NAME
2027108595	Wireless Phone/Device (Voice and/or Data) Cellular	Warden's Office	Lieutenant	Jacqueline White
2027104955	Wireless Phone/Device (Voice and/or Data) Cellular	Warden's Office	Lieutenant	Jesse Wilson
2027107978	Wireless Phone/Device (Voice and/or Data) Cellular	Warden's Office	Lieutenant	Karl White
2025496759	Wireless Phone/Device (Voice and/or Data) Cellular	Warden's Office	Lieutenant	Laretta Johnson
2024650751	Wireless Phone/Device (Voice and/or Data) Cellular	Warden's Office	Lieutenant	Lawrence Goodwin
2025314012	Wireless Phone/Device (Voice and/or Data) Cellular	Warden's Office	Lieutenant	Levi Ibeawuchi
2027107976	Wireless Phone/Device (Voice and/or Data) Cellular	Warden's Office	Lieutenant	Linwood E. Becton
2025497179	Wireless Phone/Device (Voice and/or Data) Cellular	Warden's Office	Lieutenant	Markieta Edwards
2025315824	Wireless Phone/Device (Voice and/or Data) Cellular	Warden's Office	Lieutenant	Nicole McCain-Hines
2024559079	Wireless Phone/Device (Voice and/or Data) Cellular	Warden's Office	Lieutenant	Ronald Adams
2027460477	Wireless Phone/Device (Voice and/or Data) Cellular	Warden's Office	Lieutenant	Sandra Griffin
2025498019	Wireless Phone/Device (Voice and/or Data) Cellular	Warden's Office	Lieutenant	Telly Allen
2025497389	Wireless Phone/Device (Voice and/or Data) Cellular	Warden's Office	Medical (Clinic) Transport Unit and Honor Guard Supervisor	Sheila Marr

ID	FUNCTION	CONTACT BUREAU	CONTACT ASSIGNMENT	CONTACT NAME
2027108715	Wireless Phone/Device (Voice and/or Data) Cellular	Warden's Office	Sergeant	Crystal Stoddard
2024124281	Wireless Phone/Device (Voice and/or Data) Cellular	Warden's Office	Sergeant	Dianna Brown
2028025339	Wireless Phone/Device (Voice and/or Data) Cellular	Warden's Office	Sergeant	Dionne Makins
2023947555	Wireless Phone/Device (Voice and/or Data) Cellular	Warden's Office	Sergeant	Eric Guess
2022309635	Wireless Phone/Device (Voice and/or Data) Cellular	Warden's Office	Sergeant	Jannease Johnson
2023211504	Wireless Phone/Device (Voice and/or Data) Cellular	Warden's Office	Sergeant	Joseph Alexander
2027108051	Wireless Phone/Device (Voice and/or Data) Cellular	Warden's Office	Sergeant	Kiana Reid
2024454672	Wireless Phone/Device (Voice and/or Data) Cellular	Warden's Office	Sergeant	Nathaniel Robinson
2029073208	Wireless Phone/Device (Voice and/or Data) Cellular	Warden's Office	Sergeant	Nathaniel Robinson
2024384984	Wireless Phone/Device (Voice and/or Data) Cellular	Inmate Court Transportation Unit	Supervisor, Inmate Court Transportation Unit	Andre Cole
2022156207	Wireless Phone/Device (Voice and/or Data) Cellular	Warden's Office	Correctional Officer	Carl Kitt
2022553545	Wireless Phone/Device (Voice and/or Data) Cellular	Warden's Office	Correctional Officer	Charles White
2026586471	Wireless Phone/Device (Voice and/or Data) Cellular	Warden's Office	Correctional Officer	Christopher Collier

ID	FUNCTION	CONTACT BUREAU	CONTACT ASSIGNMENT	CONTACT NAME
2024382859	Wireless Phone/Device (Voice and/or Data) Cellular	Warden's Office	Correctional Officer	Daniel Lewis
2024385889	Wireless Phone/Device (Voice and/or Data) Cellular	Warden's Office	Correctional Officer	David Burrus
2024170490	Wireless Phone/Device (Voice and/or Data) Cellular	Warden's Office	Correctional Officer	Davin Holland
2027107995	Wireless Phone/Device (Voice and/or Data) Cellular	Warden's Office	Correctional Officer	Dwayne Taylor
2026586470	Wireless Phone/Device (Voice and/or Data) Cellular	Warden's Office	Correctional Officer	Ebony Jackson
2024385218	Wireless Phone/Device (Voice and/or Data) Cellular	Warden's Office	Correctional Officer	Eddy Miranda
2026586466	Wireless Phone/Device (Voice and/or Data) Cellular	Warden's Office	Correctional Officer	Eric Folson
2026586474	Wireless Phone/Device (Voice and/or Data) Cellular	Warden's Office	Correctional Officer	Fritz Fabien
2028025334	Wireless Phone/Device (Voice and/or Data) Cellular	Warden's Office	Correctional Officer	Glennard Walker
2028264939	Wireless Phone/Device (Voice and/or Data) Cellular	Warden's Office	Correctional Officer	Jamar Jefferson
2026586381	Wireless Phone/Device (Voice and/or Data) Cellular	Warden's Office	Correctional Officer	Jovani Feliciano
2022155739	Wireless Phone/Device (Voice and/or Data) Cellular	Warden's Office	Correctional Officer	Julius D. Allen
2027108009	Wireless Phone/Device (Voice and/or Data) Cellular	Warden's Office	Correctional Officer	Landle Jones

ID	FUNCTION	CONTACT BUREAU	CONTACT ASSIGNMENT	CONTACT NAME
2026586476	Wireless Phone/Device (Voice and/or Data) Cellular	Warden's Office	Correctional Officer	Lassana Kamara
2026586467	Wireless Phone/Device (Voice and/or Data) Cellular	Warden's Office	Correctional Officer	Leonard Thomas
2023452074	Wireless Phone/Device (Voice and/or Data) Cellular	Warden's Office	Correctional Officer	Mark Loftin
2022366911	Wireless Phone/Device (Voice and/or Data) Cellular	Warden's Office	Correctional Officer	Oliver Combs
2028025468	Wireless Phone/Device (Voice and/or Data) Cellular	Warden's Office	Correctional Officer	Ralp George
2027108136	Wireless Phone/Device (Voice and/or Data) Cellular	Warden's Office	Correctional Officer	Rozan Gillis
2027104954	Wireless Phone/Device (Voice and/or Data) Cellular	Warden's Office	Correctional Officer	Tonya Rogers
2026586475	Wireless Phone/Device (Voice and/or Data) Cellular	Warden's Office	Correctional Officer	Walter Ward



**b. Please list of all vehicles owned, leased or otherwise used by the agency and to whom the vehicle is assigned as well as a description of all vehicle accidents involving the agency's vehicles in FY17 and FY18 to date;**

The chart below is a record of vehicles used by DOC and each vehicle's assignment:

VEHICLE	TYPE	TAG	MAKE	YEAR	VIN#	ASSIGNED	INDIVIDUAL
1	Sedan	G11 1653P	Ford	2015	1FAHP2D80FG112877	Reeves	Director
2	Sedan	G10 2120P	Chevy	2014	1G11A5SL8EF289812	Reeves	Dep. Director
3	Sedan	G10 2119P	Chevy	2014	1G11A5SL1EF294432	300 Ind Ave	B. Collins
4	Wheel Chair Van	DC 10567	Ford	2013	NM0KS9CN1DT174286	Motor Pool	Loaner
5	Sedan	G10 5944M	Dodge	2013	1C3CDZAG3DN664596	DOC	Property
6	Secured Sedan	G112905L	Chevy	2013	2G1WD5E36D1248268	MHU	MHU
7	Sedan	G112906L	Chevy	2013	2G1WD5E33D1248650	Motor Pool	Loaner
8	Sedan	G10 5651M	Dodge	2012	1C3CDZAG9DN512225	Motor Pool	Loaner
9	S.U.V. 4X4	G62 5108P	Ford	2015	1FM5K8B89FGC28625	Reeves	Dep. Director
10	Cargo Van	DC 1464	Ford	1995	1FBJS31H3SHA93223	Motor Pool	Loaner
11	Sedan	G62 0842U	Ford	2017	1FM5K8B85HGC63682	DOC	Warden
12	Van 8 Passenger	G42 2240N	Chevy	2014	1GNSGBF43E1191917	Motor Pool	Loaner
13	Sedan	G10 4653P	Hyundai	2015	KMHEC4A42F138904	Motor Pool	Loaner
14	Sedan	G10 4225P	Hyundai	2015	KMHEC4A45F138900	CCB	CCB
15	Pick Up	G63 1656U	Chevy	2017	1GC1KUEG2HF191392	Landscape	Taylor
16	Van 15 Pass.	G43 3174K	Chevy	2010	1GA2GZDGXA1166661	MHU	MHU
17	S.U.V. 4X4	G62 1992M	Ford	2013	1FMJU1G58DEF41673	K-9	Austin
18	Wrecker	DC 7470	Ford	2002	1FDAF57F22EB80285	Motor Pool	Loaner
19	Secured Van	G43 2100S	Chevy	2016	1GCWGAFGXG1252505	Motor Pool	Loaner
20	Sedan	G10 4131P	Hyundai	2015	KMHEC4A44F133087	Mail Vehicle	Allen

VEHICLE	TYPE	TAG	MAKE	YEAR	VIN#	ASSIGNED	INDIVIDUAL
21	Secured Van	G43 0243N	Ford	2013	1FTNE1EW9DDA75157	MHU	MHU
22	Van 15 Pass.	G43 0246N	Chevy	2013	1GAZG1FA3D1163288	Motor Pool	Loaner
23	Pick Up	G63 2493R	Ford	2015	1FTBF2B65GEA67338	Motor Pool	Snow Plow
24	Van 7 Pass	G41 0045U	Dodge	2017	1C4RDGBG8HR736507	DOC	Property
25	Van 15 Pass.	G43 2935S	Chevy	2016	1GAZGPFF1G1295629	Work Squad	Battle
26	Van 15 Pass.	G43 0250N	Chevy	2013	1GAZG1FA0D1166231	Motor Pool	Loaner
27	Secured Van	G43 0831P	Chevy	2014	1GCWGGFFG3E1183036	MHU	MHU
28	Secured Van	G43 1637P	Chevy	2014	1GCWGGFFG4E1182557	MHU	MHU
29	Secured Van	G43 2461N	Ford	2014	1FTNE1EW4EDA67789	MHU	MHU
30	Secured Van	G43 3534L	Chevy	2012	1GCZGUCA2C1178666	Transport	Transport
31	Secured Van	G43 2464N	Ford	2014	1FTSS3EL5EDA67801	Transport	Transport
32	Van 15 Pass.	G43 2568G	Chevy	2008	1GAHG39K281216211	Motor Pool	Loaner
33	Sedan	G11 0513R	Dodge	2016	2C3CDXAG6GH257633	Reeves	Comm. Corr.
34	S.U.V. 4X4	G62 0086S	Ford	2015	1FMJU1GT8GEF43894	Work Squad	Battle
35	Cargo van (small)	G41 0743N	Dodge	2013	2C4JRGAG4DR725871	Motor Pool	Loaner
36	Secured Sedan	G11 0618R	Dodge	2016	2C3CDXAG8GH257634	Motor Pool	Loaner
37	Van 7 Pass	G41 0377U	Dodge	2017	2C4RDGBGXHR736508	Motor Pool	Loaner
38	Secured Van	G43 0535N	Ford	2013	1FTSS3EL0DDA81409	MHU	MHU
39	Pick Up 4x4	G63 0107U	Chevy	2017	1GC1KUEG9HF146210	Landscape	Goins
40	Secured SUV	G62 3684R	Ford	2016	1FM5K8AR4GGA20633	MHU	MHU
41	SUV 4X4	G62 5109P	Ford	2015	1FM5K8B80FGC28626	DOC	Perimeter
42	Secured SUV	G62 4330P	Ford	2015	1FM5K8AR1FGC29892	MHU	MHU

43	S.U.V. K-9	G62 1317R	Ford	2016	1FMJU1GT7FEF45537	K-9	Shumake
VEHICLE	TYPE	TAG	MAKE	YEAR	VIN#	ASSIGNED	INDIVIDUAL
45	S.U.V. K-9	G62 3829N	Ford	2014	1FMJU1G52EEF52704	K-9	Day
46	Pick Up 4x4	G63 0050M	Ford	2012	1FT7W2B69CEC26832	Motor Pool	Loaner
47	Box truck	DC 11036	Intl.	2016	1HTMMMMM3GH148782	Work Squad	Battle
48	Secured SUV	G62 2624S	Ford	2016	1FM5K8ARXHGA04700	Transport	Transport
49	Secured SUV	G62 3662S	Ford	2016	1FM5K8AR1HGA04701	Transport	Transport
50	Secured Van	G43 3541S	Ford	2016	1FTYR1ZM4GKB41947	CCB	CCB
51	Secured Van	G43 3542S	Ford	2016	1FTYR1ZM0GKB41945	CCB	CCB
52	Secured Van	G43 3549S	Ford	2016	1FTYR1ZM6GKB41948	Transport	Transport
53	Secured Van	G43 3550S	Ford	2016	1FTYR1ZM2GKB41946	Transport	Transport
54	Secured Van	G43 2924S	Ford	2016	1FTYR1ZM8GKB41949	Transport	Transport
55	Secured Wheel Chair Van	G31 0241S	Ford	2016	1FBZX2XM6GKB29208	Motor Pool	Loaner
56	Secured Wheel Chair Van	G31 0243S	Ford	2016	1FBZX2XM8GKB29209	Motor Pool	Loaner
A	Sedan	BJ8986	Chevy	2010	1G1ZD5E72AF170656	IA	B. Collins
C	Pick Up	BJ0565	Chevy	2009	3GCEC13C99G247549	IA	Dupar

Listed below are the eight (8) accidents that occurred in FY 2017 and FY 2018 (YTD as of January 29, 2018). Our plan to reduce accidents includes increasing awareness and accountability with drivers and performing routine hands-on inspections to ensure safe driving practices are followed.

Incident Date	Description of Accident	Vehicle #	Type of Vehicle	Justification
02-21-2017	Collision with civilian vehicle at a gas station.	2	Sedan	Reeves DOC Headquarters
04-15-2017	Hit on the left front by a civilian vehicle.	40	Inmate Transport SUV	Medical Holding Unit
05-02-2017	Hit on the left side by a civilian vehicle. *Impaired Driver*	29	Inmate Transport Van	Medical Holding Unit
05-18-2017	Hit on the right side by a civilian vehicle.	48	Inmate Transport SUV	Court Transportation
06-09-2017	Backed into a civilian vehicle.	46	Pick-up Truck	CTF Landscape
10-10-2017	Struck a parked civilian vehicle when entering a parking lot.	54	Inmate Transport Van	Court Transportation
12-24-2017	Hit on right side by civilian vehicle when parked and unoccupied.	11	SUV	DOC Warden
01-02-2018	Rear-ended a civilian vehicle. *Icy conditions in winter weather*	48	Inmate Transport SUV	Medical Holding Unit

In the event of an accident, we review the incidents and, when appropriate, we provide defensive driving classes for the staff involved.

**c. A list of travel expenses, arranged by employee for FY17 and FY18, to date, including justification for travel.**

Please see listed in the chart below DOC employee travel, date, and justification for FY17:

Agency	Fiscal Year	Employee	Employee Title	Travel Description	Actual Cost
FL0	2017	Ashiamah, Frederick	Correctional Officer	The American Correctional Association Professional Development - St. Louis, MO	\$ 1,237.46
FL0	2017	Booth, Quincy L.	Director, Department of Corrections	ASCA Director's Workshop - St. Louis, MO	\$ 1,023.89
FL0	2017	Chakraborty, Reena	Chief of Strategic Planning and Analysis	2017 National Center for Public Performance Conference - Boston, MA	\$ 988.29
FL0	2017	Hargrove, Sharon	Training Specialist	NRA Law Enforcement Handgun/Shotgun Instructor Certification - Upper Marlboro, MD	\$ 695.00
FL0	2017	Hudson-Beckham, Antoinette	Agency Fiscal Officer	2017 GFOA Annual Conference - Denver, CO	\$ 2,220.10
FL0	2017	Jones, Ervin	Training Specialist	NRA Law Enforcement Handgun/Shotgun Instructor Certification - Upper Marlboro, MD	\$ 695.00
FL0	2017	Martin, Tecora	Equal Employment Opportunity Specialist	EEOC's 20th Annual EXCEL Conference, Examining Conflicts in Employment Laws - Chicago, IL	\$ 3,018.65
FL0	2017	Otis, Buford	Captain	NRA Law Enforcement Handgun/Shotgun Instructor Certification - Upper Marlboro, MD	\$ 695.00
FL0	2017	Richards, Valerie	Operations Analyst	National Center for Public Performance Conference - Boston, MA	\$ 265.03
FL0	2017	Savage, Cortney	Training Specialist	NRA Law Enforcement Handgun/Shotgun Instructor Certification - Upper Marlboro, MD	\$ 695.00
FL0	2017	Temple, Eboni	Sr. Budget Analyst	2017 GFOA Annual Conference - Denver, CO	\$ 1,923.80
FL0	2017	Wallace, Nicole	Training Specialist	NRA Law Enforcement Handgun/Shotgun Instructor Certification - Upper Marlboro, MD	\$ 695.00

Travel for FY18, to date, has not yet been processed in the agency's system.

- d. *A list of total workers' compensation payments paid in FY17 and FY18, to date, including the number of employees who received workers' compensation payments, in what amounts, and for what reasons.*

**D.C. Department of Corrections:  
Workers Compensation Payments FY 2017 - FY 2018, To Date**

Workers Compensation	Payment Type			
	Medical	Indemnity	Grand Total	Number of Employees
<b>Payments by Fiscal Year</b>				
2017	\$ 320,329.78	\$ 2,788,111.80	\$ 3,108,441.58	205
2018	\$ 28,853.53	\$ 887,884.47	\$ 916,738.00	129
<b>Grand Total</b>	<b>\$ 349,183.31</b>	<b>\$ 3,675,996.27</b>	<b>\$ 4,025,179.58</b>	

**5. For FY17 and FY18, to date, what was the total cost for mobile communications and devices, including equipment and service plans?**

DOC's total cost for mobile communications and devices are as follows:

- 2017 - \$121,218.74
- 2018 - \$9,100.00



**6. For FY17 and FY18, to date, please list all intra-District transfers to or from the agency**

Intra-District transfers from DOC to selling agencies in FY 2017 are tabulated below:

<b>Department of Corrections (FL0): FY2017 Intra-District Summary - Seller</b>			
<b>FY 2017 Intra-District Summary - BUYER</b>			
<b>SELLING AGENCY</b>	<b>DESCRIPTION OF SERVICES PROVIDED</b>	<b>FUNDING SENT</b>	<b>FUNDING DUE</b>
Metropolitan Police Department (FA0)	Firearms Qualification Training/Blue Plains	35,000.00	35,000.00
Department of General Services (AM0)	Space Build - Out	29,258.31	29,258.31
Office of the State Superintendent of Education (GD0)	GED Testing	8,000.00	2,300.00
Office of United Communications (UC0)	Radio Maintenance/CTF radio purchase	991,580.00	991,580.00
Mayor's Office of Lesbian, Gay, Bisexual, Transgender, and Questioning Affairs (AA0)	Employee training on LGBTQ community concerns and the utilization of government resources.	25,000.00	25,000.00
Fire and Emergency Medical Services (FB0)	PSJC Shared Services	21,000.00	21,000.00
Office of the Chief Technology Officer (TO0)	CTF phone service and network infrastructure installation	565,703.47	565,703.47
Office of the Chief Technology Officer (TO0)	Microsoft 365	105,377.00	105,377.00
DC-NET	RTS	170,000.00	154,595.00
Office of Finance and Treasury (AT0)	Armored Car Services	1,700.00	1,700.00
<b>TOTAL</b>		<b>\$ 1,952,618.78</b>	<b>\$ 1,931,513.78</b>

Intra-District transfers where DOC received funds in FY 2017 are tabulated below:

<b>Department of Corrections (FL0): FY2017 Intra-District Summary - Seller</b>			
<b>FY 2017 Intra-District Summary - SELLER</b>			
<b>BUYING AGENCY</b>	<b>DESCRIPTION OF SERVICES PROVIDED</b>	<b>FUNDING RECEIVED</b>	<b>FUNDING OWED</b>
Office of Justice Grants Administration(FO0)	Residential Substance Abuse Treatment (RSAT)	36,792.00	36,417.00
Office of Justice Grants Administration(FO0)	Residential Substance Abuse Treatment (RSAT)	39,120.00	23,058.00
Office of Justice Grants Administration(FO0)	Prison Rape Elimination Act	79,507.00	18,870.00
Department of General Services (AM0)	DGS Inmate Work Squad	200,000.00	167,141.00
District Department of Transportation (KA0)	Emergency Snow Removal and Ice Control Services with Inmate Work Squads and Correctional Officer Supervision	28,000.00	897.00
<b>TOTAL</b>		<b>\$ 383,419.00</b>	<b>\$ 246,383.00</b>

Intra-District transfers from DOC to selling agencies in FY 2018 are tabulated below:

**Department of Corrections (FL0): FY2018 Intra-District Summary - Buyer**

<b>FY 2018 Intra-District Summary - BUYER</b>			
<b>SELLING AGENCY</b>	<b>DESCRIPTION OF SERVICES PROVIDED</b>	<b>FUNDING SENT</b>	<b>FUNDING DUE</b>
Office of the State Superintendent of Education (GD0)	Administer the General Education Development (GED) exam	18,000.00	18,000.00
Office of the Chief Technology Officer (OCTO)	MicroSoft 365	107,008.00	107,008.00
Mayor's Office of Lesbian, Gay, Bisexual, Transgender, and Questioning Affairs (AA0)	Employee training on LGBTQ community concerns and the utilization of government resources.	25,000.00	25,000.00
Fire and Emergency Medical Services (FB0)	PSJC Shared Services	25,000.00	25,000.00
Department of Employment Services (CF0)	Job Readiness Program	80,077.71	80,077.71
<b>TOTAL</b>		<b>\$ 255,085.71</b>	<b>\$ 255,085.71</b>

Intra-District transfers where DOC received funds in FY 2018 are tabulated below (as of 12/31/2017):

**Department of Corrections (FL0): FY2018 Intra-District Summary - Seller**

<b>FY 2018 Intra-District Summary - SELLER</b>			
<b>BUYING AGENCY</b>	<b>DESCRIPTION OF SERVICES PROVIDED</b>	<b>FUNDING RECEIVED</b>	<b>FUNDING OWED</b>
Department of General Services (AM0)	DGS Inmate Work Squad	200,000	200,000
<b>TOTAL</b>		<b>200,000</b>	<b>200,000</b>

7. For FY 17 and FY18, to date, please identify any special purpose revenue funds maintained by, used by, or available for use by the agency. For each fund identified, provide: (a) the revenue source name and code; (b) the source of funding; (c) a description of the program that generates the funds; (d) The amount of funds generated by each source or program; (e) expenditures of funds, including the purpose of each expenditure; and (f) The current fund balance.

Please see below the requested information on DOC's special purpose revenue funds in FY17 and FY18:

DEPARTMENT OF CORRECTIONS (FLO)		
SPECIAL PURPOSE REVENUE - USE OF FUND AND BALANCE		
CORRECTIONS TRUSTEE REIMBURSEMENT - 0600		
<b>DESCRIPTION OF FUNDS:</b> Non-lapsing fund that receives reimbursements from the Bureau of prison for inmates housed at the D.C. Jail.		
<b>PROGRAM DESCRIPTION:</b> This is a non-lapsing fund that reimburses the Department of Corrections (DOC) for the costs it incurs to house, care for, and transport inmates at the D.C. Jail who are the responsibility of the U.S. Bureau of Prisons.		
<b>SOURCE OF FUNDING:</b> Federal Government; U.S. Bureau of Prisons.		
<b>CURRENT FUND BALANCE:</b>		
	FY 2017	FY 2018 as of 12/31/2017
<b>Beginning Fund Balance:</b>	<b>2,071,724</b>	<b>1,734,220</b>
Revenue Collections	17,507,444	1,028,173
Less Expenditures (3500,3501):	17,844,948	5,056,124
<b>Ending Fund Balance:</b>	<b>\$1,734,220</b>	<b>-\$2,293,731</b>
<b>EXPLANATION OF EXPENDITURES:</b>		
CSG 0011 - Regular Pay (Continuing Full-time).	2,050,768	938,257
CSG 0012 Regular Pay (Other).	5,599,939	1,897,043
CSG 0013 - Additional Gross Pay (Sunday Pay, Shift Differential Pay, Terminal Leave Pay, Holiday Pay)	638,036	220,589
CSG 0014 - Fringe Benefits (Payroll taxes, Healthcare Costs, etc.).	2,063,313	785,824
CSG 0015 - Overtime Pay (Overtime costs for personnel).	820,545	849,978
CSG 0020 - Supplies and Materials (Toiletries, Bedding, Inmate Clothing, and Medical and Surgical supplies for inmates).	434,553	364,432
CSG 0041 - Contractual Services - Other (Housing costs for CTF inmates).	6,237,795	0
<b>TOTAL EXPENDITURES</b>	<b>\$17,844,948</b>	<b>\$5,056,124</b>

CONCESSION INCOME – 0601		
<b>DESCRIPTION OF FUNDS:</b> Non-lapsing, revolving fund that is used by inmates to purchase items for sale at the commissary.		
<b>PROGRAM DESCRIPTION:</b> This is a non-lapsing, revolving fund that is used to purchase items for sale at the commissary at the D.C. Jail. The Department of Corrections allows inmates to order items from the commissary on a weekly basis. Inmates purchase these items using money they have earned through work programs, obtained as gifts, or drawn from their accounts.		
<b>SOURCES OF FUNDS:</b> Inmates that purchase goods and the Fund may receive funds from appropriations, fees, gifts, donations, grants, and investments.		
<b>CURRENT FUND BALANCE:</b>		
	<b>FY 2017</b>	<b>FY 2018</b>
<b>Beginning Fund Balance:</b>	<b>0</b>	<b>0</b>
Revenue Collections	1,506,721	523,811
Less Expenditures (3500,3501):	1,506,721	323,898
<b>Ending Fund Balance:</b>	<b>\$0</b>	<b>\$199,914</b>
<b>EXPLANATION OF EXPENDITURES:</b>		
CSG 0020 - Supplies and Materials (Cost of goods that are purchased annually for inmate use and consumption)	1,506,721	323,898
<b>TOTAL EXPENDITURES</b>	<b>\$1,506,721</b>	<b>\$323,898</b>

WELFARE ACCOUNT – 0602		
<b>DESCRIPTION OF FUNDS:</b> Non-lapsing fund to provide goods and services that benefit inmates based on priorities set by a five-member Inmate Welfare Fund Committee comprised of Department of Corrections (DOC) officials.		
<b>PROGRAM DESCRIPTION:</b> This is a non-lapsing fund that was created to serve three purposes: (1) to stock the commissary of the D.C. Jail, (2) to repay an initial appropriation used to finance the Fund, and (3) to provide goods and services that benefit inmates and are more specialized items at the District's correctional facilities, based on priorities set by a five-member Inmate Welfare Fund Committee comprised of Department of Corrections (DOC) officials.		
<b>SOURCES OF FUNDS:</b> 9% on the commission of sales each month.		
<b>CURRENT FUND BALANCE:</b>		
	<b>FY 2017</b>	<b>FY 2018 as of 12/31/2017</b>
<b>Beginning Fund Balance:</b>	<b>721,282</b>	<b>751,722</b>
Revenue Collections	315,973	0
Less Expenditures (3500,3501):	285,533	28,325
<b>Ending Fund Balance:</b>	<b>\$751,722</b>	<b>\$723,397</b>
<b>EXPLANATION OF EXPENDITURES:</b>		
CSG 0020 - Supplies and Materials (Cost of office, educational, recreational, and inmate clothing supplies and materials).	89,544	0
CSG 0040 - Other Services and Charges (Professional services to facilitate hands-on, community services to returning citizens).	188,098	28,325
CSG 0041 - Contractual Services - Other	892	0
CSG 0070 - Equipment and Equipment Rental (cost of furniture, equipment and machinery and IT software).	7,000	0
<b>TOTAL EXPENDITURES</b>	<b>\$285,533</b>	<b>\$28,325</b>

CORRECTIONS REIMBURSEMENT - JUVENILES - 0605		
<b>DESCRIPTION OF FUNDS:</b> Non-lapsing fund that receives reimbursements from the Bureau of Prison for juvenile inmates housed at the D.C. Jail.		
<b>PROGRAM DESCRIPTION:</b> This is a non-lapsing fund that reimburses the Department of Corrections (DOC) for the costs it incurs to house, feed, and provide medical care to juveniles who are in the custody of the U.S. Bureau of Prisons. DOC houses BOP juvenile inmates at the D.C. jail's juvenile unit when sufficient space is available.		
<b>SOURCES OF FUNDS:</b> Federal Government; U.S. Bureau of Prisons.		
<b>CURRENT FUND BALANCE:</b>		
	<b>FY 2017</b>	<b>FY 2018 as of 12/31/2017</b>
<b>Beginning Fund Balance:</b>	<b>538,267</b>	<b>450,482</b>
Revenue Collections	211,182	0
Less Expenditures (3500,3501):	298,967	62,991
<b>Ending Fund Balance:</b>	<b>\$450,482</b>	<b>\$387,491</b>
<b>EXPLANATION OF EXPENDITURES:</b>		
CSG 0020 - Supplies and Materials (cost of toiletries, bedding, and clothing for juveniles).	0	9,266
CSG 0040 - Other Services and Charges (Professional services from forensic psychologist, community services to returning citizens, and vocational specialist).	191,993	53,725
CSG 0041 - Contractual Services - Other (Barbering training).	106,975	0
<b>TOTAL EXPENDITURES</b>	<b>\$298,967</b>	<b>\$62,991</b>

**8. For FY17 and FY18, to date, please list any purchase card spending by the agency, the employee making each expenditure, and the general purpose for each expenditure.**

Below are the purchases made on the DOC purchase card for FY2017:

<b>Fiscal Year</b>	<b>Account Holder</b>	<b>Monthly Limit</b>	<b>Daily Limit</b>	<b>Total Spent</b>
FY 2017	Michelle Baker	\$20,000.00	\$5,000.00	\$119,716.00
FY 2017	Gwendolyn Boyd	\$20,000.00	\$5,000.00	\$45,143.00
FY 2017	Genester Powell	\$20,000.00	\$5,000.00	\$194,410.00
FY 2017*	Genester Powell	\$20,000.00	\$5,000.00	\$29,392.00
FY 2017	Sallie Thomas	\$20,000.00	\$5,000.00	\$93,592.00
<b>Total Purchase Card Expenditure</b>				<b>\$482,253.00</b>

\*Genester Powell has two cards; one for operations and the other for the inmate welfare fund that is used to purchase items for inmates only.

Below are the purchases made on the DOC purchase card for FY2018, as of January 31, 2018:

<b>Fiscal Year</b>	<b>Account Holder</b>	<b>Monthly Limit</b>	<b>Daily Limit</b>	<b>Total Spent</b>
FY 2018	Michelle Baker	\$20,000.00	\$5,000.00	\$13,117.00
FY 2018	Gwendolyn Boyd	\$20,000.00	\$5,000.00	\$45,143.00
FY 2018	Genester Powell	\$20,000.00	\$5,000.00	\$11,592.00
FY 2018	Genester Powell	\$20,000.00	\$5,000.00	\$9,632.00
FY 2018	Sallie Thomas	\$20,000.00	\$5,000.00	\$17,815.00
<b>Total Purchase Card Expenditure</b>				<b>\$97,299.00</b>

For details on each expenditure, please see Attachment 2.

**9. Please list all memoranda of understanding (“MOU”) entered into by your agency during FY17 and FY18, to date, as well as any MOU currently in force. For each, indicate the date on which the MOU was entered and the termination date.**

Please find in the chart below DOC’s list of MOUs during FY17:

**Department of Corrections (FL0)**

<b>FY 2017 MEMORANDA OF UNDERSTANDING (MOU) - BUYER SUMMARY</b>				
<b>SELLING AGENCY</b>	<b>DESCRIPTION OF SERVICES PROVIDED</b>	<b>AMOUNT</b>	<b>Start Date</b>	<b>End Date</b>
Department of Behavioral Health (RM0)	Education and Training - Behavioral Health Related	8,160	10/1/2016	9/30/2017
Office of the Mayor (AA0)	LGBTQ Training Sessions with DOC	25,000	10/1/2016	9/30/2017
Metropolitan Police Department (FA0)	Firing Range Training	35,000	10/1/2016	9/30/2017
Fire and Emergency Medical Services (FB0)	Shared Service Center	21,000	10/1/2016	9/30/2017
Chief Technology Officer (TO0)	IT Professional Services	565,703	10/1/2016	9/30/2017
Chief Technology Officer (TO0)	OCTO - Microsoft 365	105,377	10/1/2016	9/30/2017
Office of the State Superintendent of Education (GD0)	Administration of GED Testing	19,000	10/1/2016	9/30/2017
Chief Technology Officer (TO0)	RTS	170,000	10/1/2016	9/30/2017
Office of the Chief Financial Officer (AT0)	Armored Car Service	1,700	10/1/2016	9/30/2017
Office of Unified Communications (UC0)	OCTO Services - Citywide Radio	991,581	10/1/2016	9/30/2017
<b>TOTAL</b>		<b>1,942,521</b>		



Please find in the chart below DOC's list of MOUs during FY18, to date:

**Department of Corrections (FL0)**

<b>FY 2018 MEMORANDA OF UNDERSTANDING (MOU) - BUYER SUMMARY</b>				
<b>SELLING AGENCY</b>	<b>DESCRIPTION OF SERVICES PROVIDED</b>	<b>AMOUNT</b>	<b>Start Date</b>	<b>End Date</b>
Office of the Mayor (AA0)	LGBTQ training sessions with DOC	25,000	10/1/2017	9/30/2018
Fire and Emergency Medical Services (FB0)	Shared service center	25,000	10/1/2017	9/30/2018
Chief Technology Officer (TO0)	OCTO- MS 365	107,008	10/1/2017	9/30/2018
Department of Employment Services (CFO)	DOES Job Readiness	80,078	10/1/2017	9/30/2018
Office of the State Superintendent of Education (GD0)	Administration of GED Testing	18,000	10/1/2017	9/30/2018
Office of Unified Communications (UC0)	OCTO Services - Citywide Radio	135,551	10/1/2017	9/30/2018
<b>TOTAL</b>		<b>390,637</b>		

**10. Please list the ways, other than MOU, in which the agency collaborated with analogous agencies in other jurisdictions, with federal agencies, or with non-governmental organizations in FY17 and FY18, to date.**

DOC partners with DOH to provide HIV testing methods to our vendor, Unity Health Care. DOC also partners with the local DC non-profit District Yoga to provide yoga and mindfulness programming on several housing units, including the women's mental health unit, the men's step-down unit, and the work readiness unit. DOC also partners with DC DBH, allowing DBH mental health workers to link inmates who are preparing for release to DBH services in the community.

DOC also works in partnership with a number of public and private sector entities in carrying out its security and law enforcement support mission. This includes:

- Collaboration between the Office of Investigative Services (OIS) and MPD on PREA investigations. Such collaboration includes interviewing witnesses, targets, collecting evidence, and preparing/providing court testimony. Additional intelligence and information sharing occurs with MPD, DOJ, and other relevant agencies in order to ensure proper court proceedings.
- Collaboration with surrounding jurisdictions within the metropolitan area to arrange pick-up dates/times for turnover of fugitives from justice.
- Interfacing with FBOP in reference to custody level of designated felons, effective release, and projected release dates.
- Collaboration with the USMS in the State of Maryland (Greenbelt) in reference to assigning the appropriate custody levels for inmates housed in DCDOC.
- Collaboration with the U.S. Attorney's Office to coordinate pick-up and drop-off times for the Grand Jury.
- Collaboration with the USAO on writs, investigations, and criminal filings
- Serving as member of the Council of Governments Corrections Chiefs Committee on Inter-jurisdictional Information Sharing.
- Working with the American Correctional Association (ACA) on facility audits and accreditation.
- Working with the National Commission on Correctional Health Care (NCCHC) on accreditation of inmate medical services.
- Working with the Social Security Administration to provide information on the status of inmates that may be committing fraud by receiving annuities during incarceration.
- Collaborating with various federal, public, and private organizations in the supervision and overall management of the resident population housed in the community corrections centers. This encompasses law enforcement, the Courts, probation, and parole in Maryland and Virginia as well as community based-service and health care providers.

- Partnering with other District government agencies and community-based service providers in meeting the pre and post release employment, life skills, housing, medical/mental health, and supportive services needs of the population. This involves working relationships and resource sharing with DOES, DGS, DPW, DHCD, DBH, DHS, DMV, MORCA, OSSE, the Veterans Administration, and a host of community and faith-based organizations.
- Collaboration on emergency management planning between DOC Operations staff and agencies including Metropolitan Washington Council of Governments (MWCOC), CJCC, HSEMA, and the National Capital Region Urban Area Security Initiative.
- Working to support information-related initiatives with a number of District Government, Regional, and Federal partner agencies.
- Providing annual data extracts to the IRS to support tax fraud enforcement.

**11. Please list all capital projects in the financial plan and provide an update on all capital projects under the agency's purview in FY17 and FY18, to date, including the amount budgeted, actual dollars spent, and any remaining balances. In addition, please provide:**

- a. An update on all capital projects begun, in progress, or concluded in FY16, FY17, and FY18, to date, including the amount budgeted, actual dollars spent, and any remaining balances.**
- b. An update on all capital projects planned for FY18, FY19, FY20, FY21, FY22, and FY23.**

Please see the below information on Capital Projects for DOC:

DEPARTMENT OF CORRECTIONS (FL0) - CAPITAL PROJECT STATUS						
PROJECT NUMBER	PURPOSE	STATUS	AMOUNT	OBLIGATED	FUNDS AVAILABLE	PLANNED SPENDING FOR FUNDS AVAILABLE
CEV01C	DOC Elevator Refurbishment	On-Going	766,292.09	0.00	766,292.09	Continued work for elevator maintenance at CDF
CGN01C	General Renovations at DOC	On-Going	3,184,761.67	3,139,639.17	45,122.50	In progress
CR002C	Renovations of Cell Doors and Motors	Completed	\$17,818,171.58	\$17,859,537.48	(41,365.90)	
CR003C	Upgrade Fire Alarm and Sprinkler	Completed	\$3,522,885.43	\$3,522,885.43	0.00	
CR004C	Upgrade Central Control Security Command Center	In Procurement	\$5,797,550.76	\$4,117,381.40	1,680,169.36	In progress
CR006C	Renovation of Sallyport	Completed	\$2,313,807.68	\$2,311,865.48	1,942.20	Reprogram for Portal of Entry support & General Renovations Support
CR007C	Inmate Processing Center	Completed	\$22,317,842.99	\$22,275,170.52	42,672.47	Reprogram for Portal of Entry support & General Renovations Support
CR101C	Lighting Upgrades	Completed	\$1,592,170.90	\$1,592,170.90	0.00	
CR102C	Plumbing Upgrades	Completed	\$1,619,974.30	\$1,587,785.30	32,189.00	Reprogram for Portal of Entry support & General Renovations Support
CR103C	Hot Water System	Completed	\$1,378,651.68	\$1,378,651.68	0.00	
CR104C	HVAC Replacement	On-Going	\$20,049,712.18	\$16,884,209.29	3,165,502.89	N/A, \$3M is allotted for out-years
CRF01C	Roof Refurbishment	Project completed	\$2,391,770.39	\$2,349,415.49	42,354.90	Reprogram for Portal of Entry support & General Renovations Support
FL4FLC	Suicide Risk Mitigation	Completed	\$600,000.00	\$214,412.00	385,588.00	Reprogram for Portal of Entry support & General Renovations Support
MA203C	Exterior Structural Finishing	Project completed	\$1,686,721.28	\$1,686,721.28	0.00	
MA208C	Floor Refinishing	Completed	\$2,032,840.17	\$2,032,840.17	0.00	
MA210C	Elevator/ Escalator to Stairs	Project completed	\$212,552.31	\$212,552.31	0.00	
MA218C	Inmate Shower Renovations	Completed	\$405,801.03	\$405,801.03	0.00	
MA220C	Emergency Power System Upgrade	Paused	\$2,783,253.95	\$783,253.95	2,000,000.00	Reassessing resource need
MA222C	Energy Management System	Completed	\$1,113,562.45	\$1,113,562.45	0.00	
MA223C	Staff/Visitor Entrance Reconfiguration	Completed	\$523,274.42	\$523,268.42	6.00	
<b>TOTAL FUNDING</b>			<b>93,354,803.67</b>	<b>85,234,330.16</b>	<b>8,120,473.51</b>	

- c. A description of whether the capital projects begun, in progress, or concluded in FY16, FY17, or FY18, to date, had an impact on the operating budget of the agency. If so, please provide an accounting of such impact.***

DC DOC has not begun or completed any capital projects, nor does the agency have any in progress, that have had an impact on the agency's operating budget in FY16, FY17, or FY18, to date.

- 12. Please provide a list of all budget enhancement requests (including capital improvement needs) for FY17 and FY18, to date. For each, include a description of the need and the amount of funding requested.**

DOC works with the Mayor's Budget Office and the Deputy Mayor for Public Safety and Justice to develop our annual budget. The FY17 and FY18 agency budgets submitted as part of the Mayor's budget submissions reflects those efforts.

**13. Please list, in chronological order, each reprogramming in FY17 and FY18, to date, that impacted the agency including those that moved funds into the agency, out of the agency and within the agency. Include revised, final budget for your agency after the reprogrammings for FY17 and FY18, to date. For each reprogramming, list the date, amount, rationale and reprogramming number.**

DEPARTMENT OF CORRECTIONS (FL0)					
FY 2017 REPROGRAMMING LIST					
LOCAL				Starting Budget	\$ 126,404,140
FISCAL YEAR	FUND	DATE	SOAR DOC #	DESCRIPTION	AMOUNT
2017	0100	10/14/2016	BJFL0500	DECREASE IN LOCAL NPS BUDGET AUTHORITY TO SUPPORT BUDGET SHIFT WITHIN AGENCY NPS	(\$944,969)
2017	0100	10/14/2016	BJFL0500	INCREASE IN LOCAL NPS BUDGET AUTHORITY TO SUPPORT BUDGET SHIFT WITHIN AGENCY NPS	\$944,969
2017	0100	12/21/2016	BJFL0700	DECREASE IN LOCAL NPS FUNDING TO SHIFT FUNDS TO CTF PERSONNEL SERVICES	(\$1,497,000)
2017	0100	12/21/2016	BJFL0700	INCREASE IN LOCAL CTF PERSONNEL SERVICES FROM NPS	\$1,497,000
2017	0100	2/24/2017	BJFL0701	DECREASE IN LOCAL NON - PERSONNEL SERVICES TO SHIFT FUNDING WITHIN NON - PERSONNEL SERVICES	(\$1,373,100)
2017	0100	2/24/2017	BJFL0701	INCREASE IN LOCAL NON - PERSONNEL SERVICES TO SHIFT FUNDING WITHIN NON - PERSONNEL SERVICES	\$1,373,100
2017	0100	6/5/2017	BJFL0300	INCREASE IN BUDGET AUTHORITY TO SUPPORT AGENCY CONTRACTUAL SERVICES FOR FOOD SERVICES, INMATE PHARMACEUTICALS, INMATE HEALTHCARE, AND DOC INMATE WORK SQUAD	\$3,000,000
2017	0100	6/6/2017	BJFL0351	DECREASE IN LOCAL NON - PERSONNEL SERVICES TO SHIFT WITHIN NON - PERSONNEL SERVICES	(\$351,100)
2017	0100	6/6/2017	BJFL0351	INCREASE IN LOCAL NON - PERSONNEL SERVICES SHIFTED FROM WITHIN NON - PERSONNEL SERVICES	\$351,100
2017	0100	6/14/2017	BJFL0355	INCREASE IN LOCAL FUNDING TO DOC TO SUPPORT FOOD SERVICES AND INMATE HEALTHCARE CONTRACTUAL SERVICES	\$355,000
2017	0100	7/14/2017	BJFL0286	OCTO PROJECT REPLACEMENT FOR LOTUS NOTES APPLICATION SOFTWARE	(\$286,644)
2017	0100	8/12/2017	BJSUPFL0	SUPPLEMENTAL TO SUPPORT OVERTIME PAY COSTS	\$5,000,000
				Final Budget	\$ 134,472,496

CONTINGENCY FUND					Starting Budget	\$0
FISCAL YEAR	FUND	DATE	SOAR DOC #	DESCRIPTION	AMOUNT	
2017	1734	6/30/2017	BJFL0CON	INCREASE IN BUDGET AUTHORITY TO SUPPORT AGENCY CONTRACTUAL SERVICES FOR FOOD SERVICES, INMATE PHARMACEUTICALS, INMATE HEALTHCARE, AND DOC INMATE WORK SQUAD	\$3,000,000	
2017	1734	8/11/2017	BJFL0COT	CONTINGENCY CASH REVERSAL	(\$3,000,000)	
2017	1734	9/30/2017	BJFLCONT	CONTINGENCY CASH TO SUPPORT OVERTIME PAY COSTS	\$750,000	
					Final Budget	\$750,000

SPECIAL PURPOSE REVENUE					Starting Budget	\$20,167,973
FISCAL YEAR	FUND	DATE	SOAR DOC #	DESCRIPTION	AMOUNT	
2017	0600	4/27/2017	BJFL0406	DECREASE IN PERSONNEL FUNDS TO SHIFT TO FUND 0601 TO SUPPORT COMMISSARY COSTS	(406,721)	
2017	0600	4/27/2017	BJFL0406	INCREASE IN BUDGET AUTHORITY FOR INMATE COMMISSARY FROM FUND 0600 - CORRECTION TRUSTEE REIMBURSEMENT FUND	406,721	
2017	0602	9/30/2017	BJFL0205	DECREASE INMATE WELFARE NON - PERSONNEL SERVICES BUDGETED AUTHORITY TO SHIFT WITHIN INMATE WELFARE TO SUPPORT INCENTIVE PROGRAMS	(20,500)	
2017	0602	9/30/2017	BJFL0205	INCREASE IN INMATE WELFARE NON - PERSONNEL SERVICES. FUNDS SHIFTED WITHIN NON PERSONNEL SERVICES TO SUPPORT INCENTIVE PROGRAMS	20,500	
2017	0600	9/30/2017	BJFL0750	DECREASE IN FUND 0600 BUDGET AUTHORITY TO SHIFT TO FUND 0601 TO SUPPORT INMATE COMMISSARY	(75,000)	
2017	0600	9/30/2017	BJFL0750	INCREASE IN BUDGET AUTHORITY FOR INMATE COMMISSARY FROM FUNDING SHIFT FROM FUND 0600	75,000	
					Final Budget	\$20,167,973

PAYGO FUND					Starting Budget	\$0
FISCAL YEAR	FUND	DATE	SOAR DOC #	DESCRIPTION	AMOUNT	
2017	0301	7/14/2017	BJFL0286	OCTO PROJECT REPLACEMENT FOR LOTUS NOTES APPLICATION SOFTWARE	\$286,644	
					Final Budget	\$286,644



DEPARTMENT OF CORRECTIONS (FL0)					
FY 2018 REPROGRAMMING LIST					
LOCAL				Starting Budget	124,076,532
FISCAL YEAR	FUND	DATE	SOAR DOC #	DESCRIPTION	AMOUNT
2018	0100	12/20/2017	PENDING	DECREASE IN LOCAL PERSONNEL SERVICES TO SHIFT WITHIN NON - PERSONNEL SERVICES TO SUPPORT VARIOUS AGENCY PROGRAM NEEDS	(\$467,356)
2018	0100	12/20/2017	PENDING	INCREASE IN LOCAL NON - PERSONNEL SERVICES. FUNDS SHIFTED FROM PERSONNEL SERVICES TO SUPPORT VARIOUS AGENCY PROGRAM NEEDS	\$467,356
				Final Budget	124,076,532

14. Please list each grant or sub-grant received by your agency in FY17 and FY18, to date. List the date, amount, source, purpose of the grant or sub-grant received, and amount expended.

a. How many FTEs are dependent on grant funding? What are the terms of this funding? If it is set to expire, what plans, if any, are in place to continue funding the FTEs?

**Department of Corrections (FL0) – FY 2017 and FY 2018 Sub-Grantors List**

Grantor Name	Grant Name	Purpose	Grant Period	FY 2017	FY 2017 FTEs	FY 2018 Amount	FY 2018 FTEs
U.S. Department of Justice (Office of Justice Programs) Bureau of Justice Assistance	DC Adult Recidivism Strategic Plan	To reduce DC's recidivism rate and increase public safety	10/01/17 – 09/30/18	0.00	0	1,000,000.00	0

**Department of Corrections (FL0) – FY 2017 and FY 2018 Federal Grant**

Agency Sub-Grantor	Grant Name	Purpose	Sub-Grant Period	FY 2017 MOU Amount	FY 2017 Amount Expended	FY 2017 FTEs	FY 2018 MOU Amount	FY 2018 Amount Expended	FY 2018 FTEs
Office of Victim Services and Justice Grants Administration	Prison Rape Elimination Act (PREA15/17)	Support contractual services that will implement the requirements for full compliance of regulations and national standards for the Prison Rape Elimination Act (PREA) program.	10/01 – 09/30	79,507.00	18,750.00	0	0.00		0
Office of Victim Services and Justice Grants Administration	Residential Substance Abuse Program (RSAT4F/17)	Sub-grant to support pre-and-post incarceration residential substance abuse treatment and supportive housing services to select RSAT inmates.	10/01 - 09/30	36,792.00	26,417.00	0	0.00		0
Office of Victim Services and Justice Grants Administration	Residential Substance Abuse Program (RSAT6F/17)	Sub-grant to support pre-and-post incarceration residential substance abuse treatment and supportive housing services to select RSAT inmates	10/01- 09/30	39,120.00	23,058.58	0	0.00		0

**15. Please list each contract, procurement, and lease entered into, extended, and option years exercised by your agency during FY17 and FY18, to date. For each contract, please provide the following information where applicable:**

- a. The name of the contracting party;**
- b. The nature of the contract, including the end product or service**
- c. The dollar amount of the contract, including amount budgeted and amount actually spent;**
- d. The term of the contract;**
- e. Whether the contract was competitively bid;**
- f. The name of the agency's contract monitor and the results of any monitoring activity;**
- g. The funding source**

Please find DOC's list of contract, procurement, and leases that were entered into during FY17 and FY18, to date, in the chart below:

Contract Number	Contractor	Caption/Description	Contractual Amount FY17	FY17 Budgeted Amount	FY17 Actual Spend	Contractual Amount FY18	FY18 Budgeted Amount	FY18 Actual Spend as of 12/31/17	Term of Contract	Competitive Bid	Contract Monitor	FY17 Funding Source	FY18 Funding Source
CW30870	Reynolds and Associated	Hope Village Halfway House	\$ 990,000.00	\$ 1,161,569.00	\$ 898,597.00	\$990,000.00	\$963,581.75	\$186,651.60	8/14/2015 - 8/13/2019	Competitive Bid	Prechelle Shannon	LOCAL	LOCAL
CW30868	Hope Village	Fairview Halfway House	\$ 985,515.00	\$ 321,055.00	\$ 325,474.00	\$985,515.00	\$321,055.00	\$56,369.60	8/14/2015 - 8/13/2019	Competitive Bid	Prechelle Shannon	LOCAL	LOCAL
CW10611	Satellite Tracking of People, LLC.	Ankle Brackets	\$ 33,835.50	\$ 42,872.00	\$ 21,755.00	\$33,835.50	\$75,000.00	\$6,350.00	12/1/2016 - 9/30/2021	Competitive Bid	Prechelle Shannon	LOCAL	LOCAL
CW18948	Aramark Correctional Services	DOC Food Services (CDF & CTF)	\$ 4,093,110.00	\$ 4,305,000.00	\$ 3,978,341.00	\$4,916,262.34	\$3,778,680.00	\$502,538.63	3/1/2013 - 05/31/18	Competitive Bid	Donald Hilliard	LOCAL/SPR	LOCAL
CW21475	KDH Defense Systems	DOC Officer's Protective Armour Vests	\$ 193,533.00	\$ 495,535.00	\$ 411,800.00	\$199,384.00	\$250,000.00	\$0.00	4/1/2013 - 3/31/2018	Competitive Bid	Dennis Nelson	LOCAL	LOCAL
CW27670	The Moss Group	Consulting Services	\$ 435,618.00	\$ 500,000.00	\$ 447,529.00	\$447,000.00	\$0.00	\$0.00	4/7/2014 - 9/30/2017	Sole Source	Prechelle Shannon	LOCAL	N/A
CW38382	Holder Enterprises	DOC Food Services (CCB)	\$ 122,129.00	\$ 163,129.00	\$ 159,601.00	\$124,684.00	\$139,000.00	\$28,064.40	10/1/2015 - 9/30/2019	Competitive Bid	Fameda Shah	LOCAL	LOCAL
CW37196	Unity	DDOC Inmate Health Services	\$ 21,841,500.00	\$ 25,402,701.00		\$21,841,500.00	\$22,999,048.00	\$2,704,670.51	10/1/2015 - 9/30/2018	Sole Source	Dr. Beth Mynett	LOCAL	LOCAL/SPR
CW40572	Keefe Commissary Network	Canteen	\$ 975,000.00	\$ 1,581,721.00	\$ 1,506,721.00	\$975,000.00	\$1,300,000.00	\$330,712.00	1/1/2016 - 12/31/2020	Cooperative Agreement	Kashonda Dunklin-Johnson	SPR	SPR
CW29390	MEDAT	Employee Drug Testing	\$ 57,783.00	\$ 65,000.00	\$ 57,783.00	\$58,597.00	\$57,783.00	\$5,474.00	5/29/2014 - 9/30/2018	Competitive Bid	Deborah Washington	LOCAL	LOCAL
CW29248	Morgan's inc T/A Muscatello's	Officer's Uniforms	\$ 519,535.00	\$ 310,000.00	\$ 310,000.00	\$540,316.40	\$660,535.00	\$0.00	10/1/2016 - 9/30/2021	Competitive Bid	Dennis Nelson	LOCAL	LOCAL
CW30223	American Supply Inc.	Inmate Clothing, Hygiene, Linen and Shoes	\$ 999,999.00	\$ 919,217.00	\$ 875,968.00	\$999,999.00	\$1,305,090.00	\$279,751.00	12/1/2014 - 11/30/2019	Competitive Bid	Trina Byrd	LOCAL	SPR
CW53835	The Moss Group	PREA Symposium and Workshops	\$ 18,870.00	\$ 79,507.00	\$ 18,870.00	\$60,867.00	\$0.00	\$0.00	08/114/17 - 09/30/18	Competitive Bid	Prechelle Shannon	ID	N/A
CW52832	The Hope Foundation Reentry Network, Inc.	Substance use Education	\$ 61,600.00	\$ 36,792.00	\$ 36,417.00	\$110,000.00	\$110,000.00	\$28,325.00	08/09/17 - 09/31/21	Competitive Bid	Jackie Williams	SPR	SPR
CW56811	AAA Termite Pest Control	Pest Control (CDF & CTF)		\$ 35,000.00	\$ 32,551.00	\$28,000.00	\$35,000.00	\$9,474.00	11/17/17 - 09/30/22	Competitive Bid	Michelle Davenport	LOCAL	LOCAL
CW55732	Vire Consulting, Inc.	Job Readiness Program	\$ 90,000.00	\$ 120,000.00	\$ 120,000.00	\$121,568.00	\$121,568.00	\$18,342.50	10/01/17 - 09/30/22	Competitive Bid	LaToya Wesley	LOCAL/SPR	LOCAL
CW55945	Emergency 911	Fire & Safety Services	\$ 82,650.00	\$ 90,030.00	\$ 74,354.77	\$65,000.00	\$0.00	\$0.00	10/20/17 - 09/30/22	Competitive Bid	Gloria Robertson	LOCAL	LOCAL
7055-AA-NS-4-WM	CCA	Inmate Housing		\$ 5,641,994.00	\$ 5,641,994.00							SPR	N/A
			\$ 31,418,027.50	\$ 41,263,742.00	\$ 14,933,431.00	\$32,506,883.01	\$32,181,340.75	\$4,156,723.24					

- 16. Please list all pending lawsuits that name the agency as a party. Identify which cases on the list are lawsuits that potentially expose the District to significant financial liability or will result in a change in agency practices and describe the current status of the litigation. Please provide the extent of each claim, regardless of its likelihood of success. For those identified, please include an explanation about the issues involved in each case.**

Please see Attachment 3 for the listing of all pending litigation cases against DOC for FY 2017 and FY2018, to date. The Office of the Attorney General cannot identify which cases potentially expose the District to significant liability in terms of money or change in practices, as it would seriously compromise the District's position in those cases.

**17. Please list all settlements entered into by the agency or by the District on behalf of the agency in FY17 or FY18, to date, and provide the parties' names, the amount of the settlement, and if related to litigation, the case name and a brief description of the case. If unrelated to litigation, please describe the underlying issue or reason for the settlement (e.g. administrative complaint, etc.)**

Please see Attachment 4 for settlements related to lawsuits.

Please find in the chart below additional settlement agreements for DOC for FY-17, FY18 to date:

NAME	DATE	CASE DESCRIPTION	AMOUNT OF SETTLEMENT
Lynell Smith	3/21/2017	Disciplinary Action - Demotion resulting from occurrence on 2/7 and 2/8, 2015.  Arbitration- Demotion Resolution through Settlement Agreement of thirty (30) calendar days suspension.	No monetary settlement
D.C. Nurses Association Devora Jones	12/19/2017	Placement of employee on DC Nurses Association Union pay schedule at Grade 11, Step 10, effective 6/11/2017	Back pay calculations - Pending

**18. Please list the administrative complaints or grievances that the agency received in FY17 and FY18, to date, broken down by source. Please describe the process utilized to respond to any complaints and grievances received and any changes to the agency policies or procedures that have resulted from complaints or grievances that were resolved in FY17 or FY18, to date, describe the resolution.**

DOC complaints and grievances received in FY2017:

<b>Date Received</b>	<b>Allegation</b>	<b>Response</b>
2/23/2017	Appeal of employee ten-day suspension	Granted
2/25/2017	Appeal of employee reprimand	Denied
3/21/2017	Appeal of employee nine-day suspension	Nine-day suspension reduced to 3 days
3-27-2017	Appeal of employee three-day suspension	Denied
3-30-2017	Appeal of employee nine-day suspension	Nine-day suspension reduced to 3 days.
3-30-2017	Appeal of employee nine-day suspension	Nine-day suspension reduced to 3 days.
4-12-2017	Appeal of employee three-day suspension	Denied
5 -3-2017	Appeal of employee termination and request for arbitration	OLRCB response - Grievance filed untimely Arbitration – Pending – 1/30/ 2018
5-13-2017	Appeal of employee two-day suspension	Denied
5/31/2017	Appeal of employee termination	Denied – Grievance filed untimely Arbitration – Pending – 1/30/ 2018
6-7-2017	Appeal of employee five-day suspension	Denied
6-15-2017	Appeal of employee five-day suspension	Five-day suspension reduced to two days.
5-13-2017	Appeal of employee two (2) day suspension	Denied
6-7-2017	Appeal of employee five-day suspension	Denied
6-15-2017	Appeal of employee five-day suspension	Five-day suspension reduced to two days
6-30-2017	Appeal of employee three-day suspension	Three-day suspension reduced to one day. 8/9/2017 - One-day suspension rescinded
8-1-2017	Appeal of employee one-day suspension	Granted
8-1-2017	Appeal of employee five-day suspension	Denied
8-14-2017	Joint appeal of nine-day suspension of four employees	Denied - Arbitration - Pending

DOC complaints and grievances received in FY2018, to date:

<b>Date Received</b>	<b>Allegation</b>	<b>Response</b>
9-4-2017	Appeal of employee nine-day suspension	Denied
9/19/2017	Filed on behalf of candidate for employment - disqualification of application for Sergeant	Denied
8-1-2017	Appeal of employee five-day suspension	Granted
<b>FY 2018</b>		
10/17/2017	Joint appeal of nine-day suspension of four employees	Appeal Denied
10/23/2017	Appeal filed on behalf of an employee – appeal of 9-day employee suspension	Appeal Granted
10/25/2017	Filed on behalf of employee. Allegation of “overt threatening gesture by supervisor”	11/ 2/ 2017 – Response - Vague reference to alleged allegation and incorrect reference of CBA Article
12-5-2017	Filed on behalf of employee requesting “Sergeant’s pay for 335 days.”	Denied
1/8/ 2018	Appeal of termination of employee	Denied Arbitration – Pending
1/8/2018	Appeal filed on behalf of employee regarding a15-day employee suspension	Denied

**19. Please describe the agency's procedures for investigating allegations of sexual harassment or misconduct committed by or against its employees. List and describe any allegations received by the agency in FY17 and FY18, to date, whether or not those allegations were resolved.**

DOC's policy for sexual harassment allegations follows Mayor's Order 2017-313. DOC's procedure for investigating sexual harassment allegations are as follows:

DOC's Investigative Model for Investigating Allegations of Sexual Harassment or Misconduct at the workplace is to:

- I. Conduct intake interview with Complainant;;
- II. Plan the investigation;
- III. Conduct investigatory interviews;
- IV. Develop conclusions;
- V. Develop recommendations; and
- VI. Prepare an investigative report.

Please see the chart below for a list and description of sexual harassment allegations received by the agency in FY17 and FY18, to date:

File Date	Agency Case No	Allegation	Findings/Resolution
January 2017	2017-01-019	Employee alleged sexual harassment when subjected to a one time sexually explicit comment by another employee.	Allegations unfounded – Employee (Complainant) provided Exit Letter to file a formal complaint. To date, no formal complaint filed.
June 2017	2017-06-037	Employee alleged sexual harassment when subjected to a sexually explicit comment by another employee.	Investigation closed based on alleged harasser's resignation from the agency within the relevant time period of the investigation. Employee (Complainant) provided Exit Letter. To date, no formal complaint filed.



**20. Please list and describe any ongoing investigations, audits, or reports on the agency or any employee of the agency that were completed during FY17 and FY18, to date.**

Please the chart below for a list of ongoing investigations, audits, and reports during FY17 and FY18, to date:

Action	Performed By
Inmate Welfare Fund Audit	Office of Chief Financial Officer
Reaccreditation	American Correctional Association
Reaccreditation	National Commission on Correctional Healthcare
Inspection Report	District of Columbia Corrections Information Council
Prison Rape Elimination Act (PREA) Audit	Department of Justice (DOJ)

**21. Please list and describe any spending pressures the agency experienced in FY17 and any anticipated spending pressures for the remainder of FY18. Include a description of the pressure and the estimated amount. If the spending pressure was in FY17, describe how it was resolved, and if the spending pressure is in FY18, describe any proposed solutions.**

There were no spending pressures in either FY17 or FY18. The agency does not anticipate spending pressures for the remainder of FY18.

**22. Please provide a copy of the agency's FY17 performance plan. Please explain which performance plan objectives were completed in FY17 and whether they were completed on time and within budget. If they were not, please provide an explanation.**

Please see Attachment 5 for DOC's FY 2017 Performance Plan.

- DOC completed 6 of 9 initiatives on-time and within budget. Please see the below for an update on each of the three outstanding initiatives:
  - DOC has submitted a draft of the Request for Proposals for the Comprehensive Inmate Health Services solicitation to OCP for legal review and anticipates completing procurement later in 2018.
  - DOC was able to mostly complete the expansion of the continuum of mental health care services. We continue to work with our partners at DBH to coordinate the continuity of care in the community through DBH's Core Service Agencies.
  - DOC is in the final stages of implementing the outdoor recreation modules for restrictive housing inmates project. The modules are constructed, policies, procedures, and post-orders have been developed.
- Of its 18 key performance indicators (KPI), DOC was on-target for 14 KPI and did not meet targets for four (4) metrics. The four KPI metrics not met by DOC are as follows:
  - The inmate on inmate assault rate target was not met. There was a reduction in inmate on inmate assault but not enough to meet the KPI target (please see response to question 64).
  - The reduction of inmate on staff assault rate target was not met. There was a reduction in inmate on staff assault but not enough to meet the KPI target (please see response to question 64).
  - The Priority 1 Maintenance and Repair Rate target was not met. DOC is working to align its staffing complement with types of work orders to better address categories of work orders that occur more frequently. DOC continues to assess its facilities maintenance staffing strategy.
  - The percent of inmates successfully passing GED exams was below target. Multiple factors contributed to the performance. These included recent changes to the GED, which have resulted in additional challenges for the inmates' preparation for the exam. DOC has been working in partnership with OSSE to improve inmate outcomes related to the GED.

- 23. Please provide a copy of your agency's FY18 performance plan as submitted to the Office of the City Administrator.**

Please see Attachment 6 for a copy of the agency's FY18 Performance Plan.

**24. Please describe any regulations promulgated by the agency in FY17 or FY18, to date, and the status of each.**

The Director of the Department of Corrections (Director), pursuant to the authority in Section 3c(c) of the District of Columbia Good Time Credits Act of 1986 (“Act”), effective May 17, 2011 (D.C. Law 18-372; D.C. Official Code § 24-221.01c(c) (2012 Repl.)), and Mayor’s Order 2006-53, dated May 9, 2006, adopted amendments to Chapter 6 (Good Time Credits) of Title 28 (Corrections, Courts, and Criminal Justice) of the District of Columbia Municipal Regulations (DCMR), which increased the limit on good time credit from eight (8) to ten (10) credits per month to ensure that the rules conform with changes made to the Act by Bill 21-360, the “Neighborhood Engagement Achieves Results Amendment Act of 2016.”

DOC adopted the emergency rules on September 29, 2016 and they became effective on that date. These rules were adopted as final on March 7, 2017 and were published in the *D.C. Register* as follows:

**Chapter 6, GOOD TIME CREDITS, of Title 28 DCMR, CORRECTIONS, COURTS, AND CRIMINAL JUSTICE, is amended as follows:**

**Section 601, LIMITATIONS ON CREDITS, amends Subsection 601.2 to read as follows:**  
**601.2 An inmate shall not earn more than ten (10) good time credits per calendar month under this chapter.**

**25. Please provide the number of FOIA requests for FY17 and FY18, to date, that were submitted to your agency. Include the number granted, partially granted, denied and pending. In addition, please provide the average response time, the estimated number of FTEs required to process requests, the estimated number of hours spend responding to these requests, and the cost of compliance.**

Please find in the chart below the number of FOIA requests submitted to DOC and the agency's response:

FOIA INFORMATION	FY 2017	FY 2018 TO DATE
Number of requests	508	178
Number granted in whole	330	195
Number granted in part	5	1
Number denied	10	0
Number pending	8 [as of Sept. 30, 2017]	11 [as of January 23, 2018]
Average response time	15 days	15 days
Estimated number of FTE's processing requests	2 FTEs	2 FTEs
Estimated hours spent responding to requests	2,400 hours	750 hours
Cost of Compliance	\$103,480	\$34,493

**26. Please provide a list of all studies, research papers, reports, and analyses that the agency prepared or contracted for during FY17 and FY18, to date. Please state the status and purpose of each. Please submit a hard copy to the Committee if the study, research paper, report, or analysis is complete.**

Please see below DOC's studies, research papers, reports and analyses that were prepared and contracted for during FY17 and FY18 to date, along with each project's status and purpose:

Consolidated Strategic Plan for Reducing Recidivism

DOC, in collaboration with the Criminal Justice Coordinating Council (CJCC), has been awarded a 2017 BJA Statewide Recidivism Reduction Strategic Plan Implementation grant for \$100,000. Currently, there are a number of reentry plans in the District that are led by different agencies and organizations. This funding will allow DOC and the CJCC to lead District agencies in developing a consolidated strategic plan for reducing recidivism that will be executed over the course of five years. The agency will work with the CJCC and the Vera Institute of Justice to complete an evaluation of criminal justice data to identify drivers of recidivism and develop a data-driven, District-wide strategic plan for reducing recidivism. The work on this plan is ongoing.

**27. Please separately list each employee whose salary was \$100,000 or more in FY17 and FY18, to date. Provide the name, position number, position title, program, activity, salary, and fringe. In addition, state the amount of any overtime or bonus pay received by each employee on the list.**

In the chart below is the list of employees whose salary was \$100,000 or more in FY17:

Agency Code	Fiscal Year	Program Number	Activity Number	Employee Name	Position Number	Title	Salary	Fringe (@ 27.2%)	Overtime Pay	Bonus Pay
FL0	17	530N	2530	Mynett,Beth A.J.	00008001	Medical Officer and Health Services Administrator	210,058.20	57,135.83	0.00	0.00
FL0	17	110C	1110	Amato,Maria Claudia t	00042000	SUPERVISOR ATTORNEY ADVISOR	181,228.04	49,294.03	0.00	0.00
FL0	17	901A	4901	Booth,Quincy L	00046257	Dir., Dept. of Corrections	180,081.41	48,982.14	0.00	0.00
FL0	17	120H	1120	Walker,Loretta A	00005935	CONTROLLER	176,296.00	47,952.51	0.00	0.00
FL0	17	110A	1110	Lane,Latoya	00004200	Deputy Director for Operations	163,378.00	44,438.82	0.00	0.00
FL0	17	110A	1110	Stewart-Ponder,Gitana Y	00029056	Deputy Director of Management	163,378.00	44,438.82	0.00	0.00
FL0	17	110H	1110	Hudson-Beckham,Antoinette C	00012401	AGENCY FISCAL OFFICER	159,229.00	43,310.29	0.00	0.00
FL0	17	605A	3605	Lopez,Amy K.	00008214	Associate Director	158,074.00	42,996.13	0.00	0.00
FL0	17	110L	1110	Chakraborty,Reena	00022432	Supervisory Statistician	150,682.00	40,985.50	0.00	0.00
FL0	17	605A	3605	Johnson,Lennard K	00007270	CORRECTIONAL INSTITUTION ADMN	147,000.00	39,984.00	0.00	0.00
FL0	17	120H	1120	Staats,Daryl	00029045	Financial Manager	133,480.00	36,306.56	0.00	0.00
FL0	17	145D	1145	Suthar,Tejash Hemantkumar	00005538	Supervisory General Engineer	132,744.47	36,106.50	0.00	0.00
FL0	17	120A	1120	Townes,Desiree E	00026804	Human Resources Officer II	132,612.50	36,070.60	0.00	0.00
FL0	17	145A	1145	Hsu,Peilung	00002735	Supervisory IT Specialist	132,219.97	35,963.83	0.00	0.00
FL0	17	130J	1130	Patten,Wanda R	00029051	Supervisory Criminal Investigator (IA)	132,000.00	35,904.00	0.00	0.00
FL0	17	110K	1110	Dedner,Olivia W	00016858	Supervisory Public Affairs Specialist	125,500.00	34,136.00	0.00	0.00
FL0	17	520O	2520	Jones,Michele	00009599	CORRECTIONAL INSTITUTION ADMN	125,000.00	34,000.00	0.00	0.00
FL0	17	145A	1145	McCloskey,Karen	00071658	IT Spec. Database Mgmt.)	123,519.00	33,597.17	0.00	0.00
FL0	17	145A	1145	Rehani,Rajiv	00071687	IT Specialist (Network)	123,519.00	33,597.17	0.00	0.00
FL0	17	605A	3605	Cave Jr,Charles	00071665	CORRECTIONAL INSTITUTION ADMN	123,331.00	33,546.03	0.00	0.00
FL0	17	520N	2520	Chapman,Clinique M.	00046341	Program Manager	122,000.00	33,184.00	0.00	0.00
FL0	17	150F	1150	Byrd-Gregory,Trina	00033118	Supervisory Contract Administrator	116,699.00	31,742.13	0.00	0.00
FL0	17	160B	1160	Lacy,Bobby J	00012150	Supervisory Facility Operations Specialist	115,000.00	31,280.00	0.00	0.00
FL0	17	110C	1110	Obebe,Oluwasegun G	00039573	Records Info and Privacy Office	114,199.00	31,062.13	0.00	0.00



Agency Code	Fiscal Year	Program Number	Activity Number	Employee Name	Position Number	Title	Salary	Fringe (@ 27.2%)	Overtime Pay	Bonus Pay
FL0	17	145D	1145	Nagori,Binit V	00013628	INDUSTRIAL ENGINEER	114,199.00	31,062.13	0.00	0.00
FL0	17	520N	2520	Ponder,Gizele Richards	00091268	Special Assistant	113,300.00	30,817.60	0.00	0.00
FL0	17	145D	1145	Wang,Xusheng	00032420	IT Spec (Application Software)	112,956.00	30,724.03	0.00	0.00
FL0	17	110L	1110	Pflaum,Mark	00071674	OPERATIONS RESEARCH ANALYST	111,131.00	30,227.63	0.00	0.00
FL0	17	145A	1145	Ramirez,Michel O	00071661	IT Specialist (Network)	110,243.00	29,986.10	0.00	0.00
FL0	17	145A	1145	Mittal,Manish	00071662	IT Specialist (Applic. Software)	110,243.00	29,986.10	0.00	0.00
FL0	17	130H	1130	Temple,Eboni	00006400	BUDGET OFFICER	106,922.00	29,082.78	0.00	0.00
FL0	17	130A	1130	Weaver,Zachary Djon	00078360	Program Analyst	104,995.00	28,558.64	0.00	0.00
FL0	17	120H	120F	Felder,Rena M	00091053	SENIOR ACCOUNTANT	104,521.00	28,429.71	0.00	0.00
FL0	17	110A	1110	Thomas,Sallie D	00009374	ADMIN SPEC	104,423.00	28,403.06	0.00	0.00
FL0	17	120A	1120	Shell,Denise A	00008815	Management Liaison Specialist	104,423.00	28,403.06	0.00	0.00
FL0	17	130A	1130	Ogunshakin,Edson A	00075398	Risk Management Specialist	104,423.00	28,403.06	0.00	0.00
FL0	17	520N	2520	Wesley,LaToya Y	00025035	Special Assistant	103,262.00	28,087.26	0.00	0.00
FL0	17	110L	1110	Richards,Valerie	00000895	OPERATIONS RESEARCH ANALYST	101,927.00	27,724.14	0.00	0.00
FL0	17	120A	1120	Armstrong,Lurendy W	00001865	Management Liaison Specialist	101,826.00	27,696.67	0.00	0.00
FL0	17	120A	1120	Johnson,Paulette S	00026639	LABOR RELATIONS & WORKFORCE	101,826.00	27,696.67	0.00	0.00
<b>AGENCY GRAND TOTAL</b>							<b>\$5,151,848.59</b>	<b>\$1,401,302.82</b>	<b>\$0.00</b>	<b>\$0.00</b>

In the chart below is the list of employees whose salary was \$100,000 or more in FY18:

Agency Code	Fiscal Year	Program Number	Activity Number	Employee Name	Position Number	Position Title	Salary	Fringe (@ 29.5%)	Overtime Pay	Bonus Pay
FL0	18	530N	2530	Mynett,Beth A.J.	00008001	Medical Officer and Health Services Administrator	210,058.20	61,967.17	0.00	0.00
FL0	18	110C	1110	Amato,Maria Claudia t	00042000	SUPERVISOR ATTORNEY ADVISOR	181,228.04	53,462.27	0.00	0.00
FL0	18	110A	1110	Booth,Quincy L	00046257	Dir., Dept. of Corrections	180,081.41	53,124.02	0.00	0.00
FL0	18	120H	100F	Walker,Loretta A	00005935	CONTROLLER	176,296.00	52,007.32	0.00	0.00
FL0	18	110A	1110	Patten,Wanda R	00004200	Deputy Director for Operations	163,378.00	48,196.51	0.00	0.00
FL0	18	110A	1110	Stewart-Ponder,Gitana Y	00029056	Deputy Director of Management	163,378.00	48,196.51	0.00	0.00
FL0	18	110A	1110	Lane,Latoya	00094685	Deputy Director for Programs	163,378.00	48,196.51	0.00	0.00
FL0	18	110H	100F	Hudson-Beckham,Antoinette C	00012401	AGENCY FISCAL OFFICER	159,229.00	46,972.56	0.00	0.00
FL0	18	605A	3605	Lopez,Amy K.	00008214	Associate Director	158,074.00	46,631.83	0.00	0.00
FL0	18	605H	3605	Chakraborty,Reena	00022432	Supervisory Statistician	150,682.00	44,451.19	0.00	0.00
FL0	18	605A	3605	Johnson,Lennard K	00007270	CORRECTIONAL INSTITUTION ADMN	147,000.00	43,365.00	0.00	0.00
FL0	18	605P	3605	Staats,Daryl	00029045	Financial Manager	133,480.00	39,376.60	0.00	0.00
FL0	18	145D	1145	Suthar,Tejash Hemantkumar	00005538	Supervisory General Engineer	132,744.47	39,159.62	0.00	0.00
FL0	18	120A	1120	Townes,Desiree E	00026804	Human Resources Officer II	132,612.50	39,120.69	0.00	0.00
FL0	18	145A	1145	Hsu,Peilung	00002735	Supervisory IT Specialist	132,219.97	39,004.89	0.00	0.00
FL0	18	520O	2520	Jones,Michele	00009599	CORRECTIONAL INSTITUTION ADMN	125,000.00	36,875.00	0.00	0.00
FL0	18	145A	1145	McCloskey,Karen	00071658	IT Spec. Database Mgmt.)	123,519.00	36,438.11	0.00	0.00
FL0	18	145A	1145	Rehani,Rajiv	00071687	IT Specialist (Network)	123,519.00	36,438.11	0.00	0.00
FL0	18	605A	3605	Cave Jr,Charles	00071665	CORRECTIONAL INSTITUTION ADMN	123,331.00	36,382.65	0.00	0.00
FL0	18	520N	2520	Chapman,Clinique M.	00046341	Program Manager	122,000.00	35,990.00	0.00	0.00
FL0	18	520N	2520	Ponder,Gizele Richards	00091268	Special Assistant	121,323.00	35,790.29	0.00	0.00
FL0	18	110K	1110	Tolliver,Denise L	00016858	Supervisory Public Affairs Spc	119,590.00	35,279.05	0.00	0.00
FL0	18	110C	1110	Obebe,Oluwasegun G	00039573	Records Info and Privacy Ofc	117,267.00	34,593.77	0.00	0.00
FL0	18	150F	1150	Byrd-Gregory,Trina	00033118	Supvy Contract Administrator	116,699.00	34,426.21	0.00	0.00
FL0	18	160B	1160	Lacy,Bobby J	00012150	Supvy Facility Opr Spec	115,000.00	33,925.00	0.00	0.00

Agency Code	Fiscal Year	Program Number	Activity Number	Employee Name	Position Number	Position Title	Salary	Fringe (@ 29.5%)	Overtime Pay	Bonus Pay
FL0	18	145D	1145	Nagori,Binit V	00013628	INDUSTRIAL ENGINEER	114,199.00	33,688.71	0.00	0.00
FL0	18	145A	1145	Mittal,Manish	00071662	IT Specialist (Application Software)	113,562.00	33,500.79	0.00	0.00
FL0	18	145D	1145	Wang,Xusheng	00032420	IT Spec (Application Software)	112,956.00	33,322.02	0.00	0.00
FL0	18	110L	1110	Pflaum,Mark	00071674	OPERATIONS RESEARCH ANALYST	111,131.00	32,783.65	0.00	0.00
FL0	18	145A	1145	Ramirez,Michel O	00071661	IT Specialist (Network)	110,243.00	32,521.69	0.00	0.00
FL0	18	110H	100F	Temple,Eboni	00006400	BUDGET OFFICER	106,922.00	31,541.99	0.00	0.00
FL0	18	130J	1130	Collins,Benjamin C	00029051	Supervisory Criminal Investigator (IA	105,000.00	30,975.00	0.00	0.00
FL0	18	130A	1130	Weaver,Zachary Djon	00078360	Program Analyst	104,995.00	30,973.53	0.00	0.00
FL0	18	120H	100F	Felder,Rena M	00091053	SENIOR ACCOUNTANT	104,521.00	30,833.70	0.00	0.00
FL0	18	120A	1120	Shell,Denise A	00008815	Management Liaison Specialist	104,423.00	30,804.79	0.00	0.00
FL0	18	110A	1110	Thomas,Sallie D	00009374	ADMIN SPEC	104,423.00	30,804.79	0.00	0.00
FL0	18	130A	1130	Ogunshakin,Edson A	00075398	Risk Management Specialist	104,423.00	30,804.79	0.00	0.00
FL0	18	150F	1150	Lample,George W	00082340	Support Services Supervisor	103,991.00	30,677.35	0.00	0.00
FL0	18	520N	2520	Wesley,LaToya Y	00025035	Special Assistant	103,262.00	30,462.29	0.00	0.00
FL0	18	110L	1110	Richards,Valerie	00000895	OPERATIONS RESEARCH ANALYST	101,927.00	30,068.47	0.00	0.00
FL0	18	120A	1120	Armstrong,Lurendy W	00001865	Management Liaison Specialist	101,826.00	30,038.67	0.00	0.00
FL0	18	120A	1120	Johnson,Paulette S	00026639	LABOR RELATIONS & WORKFORCE	101,826.00	30,038.67	0.00	0.00
<b>AGENCY GRAND TOTAL</b>							<b>\$5,400,717.59</b>	<b>\$1,593,211.69</b>	<b>\$0.00</b>	<b>\$0.00</b>

**28. Please list in descending order the top 25 overtime earners in your agency in FY17 and FY18, to date, if applicable. For each state the employee's name, position number, position title, program, activity, salary, fringe, and the aggregate amount of overtime pay earned**

Please see listed below DOC's top 25 overtime earners for FY17:

Agency Code	Fiscal Year	Program Number	Activity	Employee Name	Position Number	Position Title	Salary	Fringe (@27.2%)	Overtime Pay	Worker's Comp
FL0	17	160L	1160	Roots,Darrell L	00025775	CORRECTIONAL OFFICER	66,742.00	18,153.82	110,503.62	0.00
FL0	17	605C	3605	Hull,Edwin A	00008090	CORRECTIONAL OFFICER - LEAD	73,512.00	19,995.26	98,852.48	0.00
FL0	17	605H	3605	Ibeawuchi,Uchendu B	00045455	CORRECTIONAL OFFICER	62,227.00	16,925.74	88,750.05	0.00
FL0	17	530J	2530	Miles,James R	00022073	CORRECTIONAL OFFICER	66,742.00	18,153.82	83,485.75	0.00
FL0	17	605H	3605	Franklin,Shawn	00008222	CORRECTIONAL OFFICER - LEAD	68,526.00	18,639.07	82,986.39	0.00
FL0	17	605C	3605	Haines,Eugenia	00000620	CORRECTIONAL OFFICER - LEAD	73,512.00	19,995.26	82,225.82	0.00
FL0	17	605H	3605	Dickensjr,Lewis	00010247	CORRECTIONAL OFFICER	66,742.00	18,153.82	81,784.26	0.00
FL0	17	605C	3605	Bryan,Bernard D	00001342	CORRECTIONAL OFFICER - LEAD	73,512.00	19,995.26	81,682.72	0.00
FL0	17	520I	2520	Nwaizugbo,Livinus E	00011576	CORRECTIONAL OFFICER	49,608.00	13,493.38	81,015.28	0.00
FL0	17	605C	3605	Alexander,Eric Darren	00024413	CORRECTIONAL OFFICER	66,742.00	18,153.82	79,994.42	0.00
FL0	17	605C	3605	Amobi,Stephen I	00003823	CORRECTIONAL OFFICER	66,742.00	18,153.82	77,750.93	0.00
FL0	17	605C	3605	Olibrun,Mariane	00010907	CORRECTIONAL OFFICER	54,702.00	14,878.94	77,639.05	0.00
FL0	17	605G	3605	Johnson,Jannease J	00022695	CORRECTIONAL OFFICER - LEAD	71,850.00	19,543.20	74,342.16	0.00
FL0	17	605C	3605	Ayodele,Femi	00032848	CORRECTIONAL OFFICER	57,712.00	15,697.66	73,555.30	0.00
FL0	17	605H	3605	Kola,Agbonkehri Dennis	00033748	CORRECTIONAL OFFICER	56,207.00	15,288.30	72,973.73	0.00
FL0	17	605C	3605	Aderinkola,Rufus O	00021680	CORRECTIONAL OFFICER - LEAD	68,526.00	18,639.07	72,000.71	0.00
FL0	17	605M	3605	Ashmeade,Alphonso A	00008275	CORRECTIONAL OFFICER	59,217.00	16,107.02	71,491.95	0.00
FL0	17	605C	3605	Ibeawuchi,Obioma L	00029037	SUPVY CORRECTIONAL OFFICER	77,646.60	21,119.88	70,954.97	0.00
FL0	17	605H	3605	Asekomhe,Umoru	00077866	CORRECTIONAL OFFICER	56,207.00	15,288.30	70,608.18	0.00
FL0	17	630E	3630	Stokes,Susan M	00023224	CORRECTIONAL OFFICER	66,742.00	18,153.82	68,913.76	0.00
FL0	17	605C	3605	Clark,Shawn L.	00009514	CORRECTIONAL OFFICER	62,227.00	16,925.74	68,607.04	0.00
FL0	17	605H	3605	Masi,Harcourt	00008794	CORRECTIONAL OFFICER - LEAD	73,512.00	19,995.26	68,039.09	0.00
FL0	17	605C	3605	Holloway,Joe S	00021252	CORRECTIONAL OFFICER - LEAD	70,188.00	19,091.14	67,583.96	0.00
FL0	17	605K	3605	Wiley,Marcia D	00026197	CORRECTIONAL OFFICER - LEAD	61,878.00	16,830.82	67,179.46	0.00
FL0	17	605C	3605	Motanya,Frederick A	00026155	LEAD CORRECTIONAL OFC	73,512.00	19,995.26	67,140.13	0.00
<b>AGENCY GRAND TOTAL</b>							<b>\$1,644,733.60</b>	<b>\$447,367.54</b>	<b>\$1,940,061.22</b>	<b>\$0.00</b>

Please see listed below DOC's top 25 overtime earners for FY18, to date:

Agency Code	Fiscal Year	Program Number	Activity	Employee Name	Position Number	Position Title	Salary	Fringe (@29.5%)	Overtime Pay	Worker's Comp
FL0	18	605C	3605	Ibeawuchi,Obioma L	00029037	SUPVY CORRECTIONAL OFFICER	77,646.60	22,905.75	\$32,757.17	0.00
FL0	18	605C	3605	Hull,Edwin A	00008090	CORRECTIONAL OFFICER - LEAD	73,512.00	21,686.04	\$30,718.29	0.00
FL0	18	605H	3605	Ibeawuchi,Uchendu B	00045455	CORRECTIONAL OFFICER	62,227.00	18,356.97	\$29,063.34	0.00
FL0	18	160L	1160	Roots,Darrell L	00025775	CORRECTIONAL OFFICER	66,742.00	19,688.89	\$27,781.96	0.00
FL0	18	605C	3605	Amobi,Stephen I	00003823	CORRECTIONAL OFFICER	66,742.00	19,688.89	\$27,476.87	0.00
FL0	18	605C	3605	Harrington,Edward J	00012620	CORRECTIONAL OFFICER - LEAD	73,512.00	21,686.04	\$26,995.93	0.00
FL0	18	605C	3605	Haines,Eugenia	00000620	CORRECTIONAL OFFICER - LEAD	73,512.00	21,686.04	\$26,201.27	0.00
FL0	18	605C	3605	Bryan,Bernard D	00001342	CORRECTIONAL OFFICER - LEAD	73,512.00	21,686.04	\$25,390.07	0.00
FL0	18	530J	2530	Miles,James R	00022073	CORRECTIONAL OFFICER	66,742.00	19,688.89	\$25,328.31	0.00
FL0	18	605D	3605	Jabbie,Alhaji I	00032384	CORRECTIONAL OFFICER	59,217.00	17,469.02	\$25,092.63	0.00
FL0	18	605B	3605	Teru,Olayinka	00021408	CORRECTIONAL OFFICER	59,217.00	17,469.02	\$25,043.24	0.00
FL0	18	605H	3605	Nnorom,Glory U	00008558	CORRECTIONAL OFFICER	56,207.00	16,581.07	\$24,799.55	0.00
FL0	18	605F	3605	Trotter,Charles	00027061	CORRECTIONAL OFFICER	66,742.00	19,688.89	\$24,022.94	0.00
FL0	18	605C	3605	Holloway,Joe S	00021252	CORRECTIONAL OFFICER - LEAD	70,188.00	20,705.46	\$23,998.73	0.00
FL0	18	605D	3605	Palmer,Sheila	00091074	CORRECTIONAL OFFICER	57,768.00	17,041.56	\$23,745.76	0.00
FL0	18	605F	3605	Mballow,Cherno	00009894	CORRECTIONAL OFFICER	54,702.00	16,137.09	\$23,606.42	0.00
FL0	18	530J	2530	Drummond,James E	00033632	CORRECTIONAL OFFICER	66,742.00	19,688.89	\$23,488.80	0.00
FL0	18	605H	3605	Asekomhe,Umoru	00077866	CORRECTIONAL OFFICER	57,712.00	17,025.04	\$22,582.80	0.00
FL0	18	605C	3605	Uwalaka,Chidozie A	00077860	CORRECTIONAL OFFICER	57,712.00	17,025.04	\$22,435.56	0.00
FL0	18	510L	2510	Shand,Leroy A	00032967	LEAD CORRECTIONAL OFC	73,512.00	21,686.04	\$22,372.49	0.00
FL0	18	605H	3605	Dickensjr,Lewis	00010247	CORRECTIONAL OFFICER	66,742.00	19,688.89	\$22,268.00	0.00
FL0	18	520I	2520	Nwaizugbo,Livinus E	00011576	CORRECTIONAL OFFICER	50,968.00	15,035.56	\$21,895.68	0.00
FL0	18	605H	3605	Falade,Ayodeji F.	00082270	CORRECTIONAL OFFICER	56,207.00	16,581.07	\$21,658.52	0.00
FL0	18	605C	3605	Olubasusi,Benjamin R	00001190	CORRECTIONAL OFFICER	59,217.00	17,469.02	\$21,220.66	0.00
FL0	18	605C	3605	Dubois,Cecil	00022826	CORRECTIONAL OFFICER	66,742.00	19,688.89	\$21,074.26	0.00
<b>AGENCY GRAND TOTAL</b>							<b>\$ 1,613,742.60</b>	<b>\$ 476,054.07</b>	<b>\$ 621,019.25</b>	<b>\$0.00</b>

**29. For FY17 and FY18, to date, please provide a list of employee bonuses or special pay granted that identifies the employee receiving the bonus or special pay, the amount received, and the reason for the bonus or special pay.**

There were no bonuses or special pay granted for any DOC employees for FY17 or FY18, to date.

**30. Please provide each collective bargaining agreement that is currently in effect for agency employees. Please include the bargaining unit and the duration of each agreement. Please note if the agency is currently in bargaining and its anticipated completion.**

- A. Working Conditions Bargaining Agreement Between the District of Columbia Department of Corrections and the Fraternal Order of Police- Department of Corrections Labor Committee – Effective FY2016 through FY2019. See Attachment 7.
- B. Compensation Collective Bargaining Agreement Between the District of Columbia Government and Compensation Units 1 and 2 - Effective 4/1/2013 – 09/30/2017. See Attachment 8.
- C. Working Conditions Bargaining Agreement Between the Government of the District of Columbia and The District of Columbia Nurses Association (Compensation Unit 13) – Effective 10/01/2017 through 09/30/2020. See Attachment 9.
- D. Compensation Agreement Between District of Columbia Department of Mental Health and the District of Columbia Nurses Association – Effective Until 9/30/ 2017 (Note: New contract negotiations ongoing). See Attachment 10.
- E. Compensation Agreement Between the Office of the Attorney General and The American Federation of Government Employees, Local 1403 AFL-CIO; Effective 10/1/2017 through 9/30/2020. See Attachment 11.
- F. Working Conditions Bargaining Agreement Between the Office of the Attorney General and The American Federation of Government Employees, Local 1403 AFL-CIO; Effective 10/01/2017 through 09/30/2020. See Attachment 12.

**31. If there are any boards, commissions, or similar entities associated with your agency, please provide a chart listing the names, confirmation dates, terms, wards of residence, and attendance of each member. Include any vacancies. Please also attach agendas and minutes of each meeting in FY17 or FY18, to date, if minutes were prepared. Please inform the Committee if the entity did not convene during any month.**

There are no boards or commissions associated with DOC.



**32. Please list all reports or reporting currently required of the agency in the District of Columbia Code or Municipal Regulations. Provide a description of whether the agency is in compliance with these requirements, and if not, why not (e.g. the purpose behind the requirement is moot, etc.).**

DOC Reports Required by D.C. Code are detailed below:

1. D.C. Official Code §24-211.02. Powers; promulgation of rules. Jail Improvement Act of 2003:

DOC must to submit to the Council a quarterly report on environmental conditions in the Central Detention Facility. Specifically, the Act requires the following: Provide to the Council on a quarterly basis all internal reports relating to living conditions in the Central Detention Facility, including inmate grievances, the Crystal report, the monthly report on the Priority One environmental problems and the time to repair, the monthly report of the Environmental Safety Office, the monthly report on temperature control and ventilation, and the monthly report on the jail population that includes the number of people waiting transfer to the federal Bureau of Prisons and the average number of days that inmates waited for transfer.

DOC is in compliance with this requirement.

2. D.C. Official Code § 2-1901, et seq., Language Access Act:

Language Access coordinators are required to report on the conditions, statistics, and progress of Language Access being provided for LEP/NEP (Limited English Proficient and No English Proficient) customers of that agency. DC DOC uses JAACS self-reporting as a main component to dictate which customers fall into these categories.

DOC is in compliance with this requirement.

3. D.C. Official Code § 24-281, et seq., Inmate Welfare Fund:

The Inmate Welfare Fund is a non-lapsing fund that was created to serve three purposes:

- (1) to stock the commissary of the D.C. Jail,
- (2) to repay an initial appropriation used to finance the Fund, and
- (3) to provide goods and services that benefit inmates and are more specialized items at the District's correctional facilities.

The Fund shall be subject to annual audits scheduled by the Office of the Chief Financial Officer, which shall be submitted to the Council no later than February 1 of each year. The scope of the audit shall include an examination of the Department's use of Fund profits, including stocking the commissaries, low-bond releases, providing inmate clothing upon release, and funding transportation costs for inmates after release. The audit reports shall be submitted to the Council and the Mayor.

DOC is in compliance with this requirement.

4. D.C. Official Code §2-531 et seq. Freedom of Information Act (FOIA):

D.C. Code and agency policy require that annual report of FOIA processing activities be submitted to the Mayor.

DOC is in compliance with this requirement

5. D.C. Official Code § 24-276.03. Limitation on Use of Restraints:

Reporting requirements are that within 10 days after the Administrator authorizes the use of restraints pursuant to § 24-276.02(b), § 24-276.02(c), or § 24-276.02(d), the Administrator shall submit a written statement to the Director of the Department of Corrections in the case of confined women explaining the extraordinary circumstances and the reasons the use of restraints where necessary. The written statement must not include personal identifying information of the confined woman on whom restraints were used. Beginning January 1, 2016, and on an annual basis thereafter, the Department of Corrections shall provide the following information to the Council:

- (1) The number of pregnant women in the custody of the Department of Corrections during the reporting period;
- (2) The number of pregnant women on whom restraints that were not the least restrictive means necessary were used;
- (3) The number of times restraints were used on each pregnant woman;
- (4) For each use of restraints on a pregnant woman, the duration of time that restraints were used; and
- (5) For each use of restraints on a pregnant woman, whether restraints were used because of:
  - (A) Risk of flight;
  - (B) Risk of injury to the pregnant woman; or
  - (C) Risk of injury to other persons.

DOC is in compliance with these reporting requirements.

6. D.C. Official Code § 24-211.02a. Processing and Release of Inmates from the Central Detention Facility. Inmate Safe Release Act of 2012:

Requires the Department of Corrections to provide to the Council, on a quarterly basis, a list of all inmates who have been released in violation of the Inmate Safe Release Act of 2012. The list shall include the following information for each inmate released:

- (A) The custody status of the inmate before release (e.g., pre-trial detention, sentenced misdemeanor);
- (B) The reason for the inmate's release (e.g., completion of sentence, court order);
- (C) The date and time the Department of Corrections received the release order from the court or other authority; and
- (D) The date and time of the release.

DOC is in compliance with these reporting requirements.

**33. Please provide a list of any additional training or continuing education opportunities made available to agency employees. For each additional training or continuing education program, please provide the subject of the training, the names of the trainers, and the number of agency employees that were trained.**

Please find below a list of DOC's employee training and continuing education information:

Training	Number of Employees	Instructor(s)
MSS Training: Progressive Discipline and Reasonable Suspicion	46	Paulette Johnson
Report Writing	137	Willie Barr, Kent Dixon, Sharon Hargrove, Ervin Jones, Harry Lundy, Cortney Savage, and Nicole Wallace
Code of Ethics and Conduct	137	Willie Barr, Kent Dixon, Sharon Hargrove, Ervin Jones, Harry Lundy, Cortney Savage, and Nicole Wallace
Discipline and Disciplinary Practices	137	Willie Barr, Kent Dixon, Sharon Hargrove, Ervin Jones, Harry Lundy, Cortney Savage, and Nicole Wallace
Affirmative Attendance	137	Paulette Johnson
Use of Force	146	Willie Barr, Kent Dixon, Sharon Hargrove, Ervin Jones, Harry Lundy, Cortney Savage, and Nicole Wallace
MEDAT	146	Willie Barr, Kent Dixon, Sharon Hargrove, Ervin Jones, Harry Lundy, Cortney Savage, and Nicole Wallace
Customer Service	205	Willie Barr, Kent Dixon, Sharon Hargrove, Ervin Jones, Harry Lundy, Cortney Savage, and Nicole Wallace
Security Operations	146	Willie Barr, Kent Dixon, Sharon Hargrove, Ervin Jones, Harry Lundy, Cortney Savage, and Nicole Wallace

<b>Training</b>	<b>Number of Employees</b>	<b>Instructor(s)</b>
Lesson Plan Development	7	Sherris Mundell
Workers' Compensation	47	Paulette Johnson
Case Management Training	38	Regina Gilmore
Defensive Tactics Instructor	15	Willie Barr, Kent Dixon, Sharon Hargrove, Ervin Jones, Harry Lundy, Cortney Savage, and Nicole Wallace
Training for Trainers	15	Norma Smith-Heijtan
FOP DOC Contract Training	63	Paulette Johnson
NorthPointe	20	Regina Gilmore and Catherine Voss
Case Plan Refresher	21	Regina Gilmore
Sergeants Training	6	Lennard Johnson, Brian Kendall, and Walter Coley
NARCAN	40	Travis Gayles
Trauma Informed Care	16	Karma Cottman, Tiffany Turner, and Prechelle Shannon
Respectful Workplace	8	Stevyn Fogg
Crisis Intervention	32	Kevin O'Brien and Marc Dayton
Time and Attendance	28	Kimberly Gilchrest
Juvenile Training	10	Willie Barr, Kent Dixon, Sharon Hargrove, Ervin Jones, Harry Lundy, Cortney Savage, and Nicole Wallace
D2A (Young Adult Training)	12	Willie Barr, Kent Dixon, Sharon Hargrove, Ervin Jones, Harry Lundy, Cortney Savage, and Nicole Wallace
Implicit Bias	12	Tiffany Simmons

**34. Does the agency conduct annual performance evaluations of all its employees? Who conducts such evaluations? What steps are taken to ensure that all agency employees are meeting individual job requirements?**

Yes, DC DOC conducts annual performance evaluations of all its employees eligible to receive an annual performance evaluation. The employee's supervisor or a reviewer, in the absence of the supervisor, conducts performance evaluations. In order to ensure that agency employees are meeting individual job requirements, DOC refers to rules and guidelines set forth in the DC Personnel Regulations. The employee's Performance Plan which sets forth the performance expectations and development objectives that employees are expected to accomplish includes: competencies; SMART goals, and an Individual Development Plan. During this process, the employee and the supervisor communicate to clarify agency's goals, the division's goal, the employee's goals, expected outcomes, and how the success of the contributions will be assessed. Goals also include identifying and addressing an employee's individual developmental needs.

The Individual Development Plan is prepared in collaboration with the employee but is not part of the evaluation at the end of the rating period. DOC provides feedback to employees about performance expectations and work accountability. The agency also conducts mid-year progress discussions. In the event an employee is not succeeding or improving in his/her job performance, the supervisor develops a Performance Improvement Plan (PIP) in order to offer the employee an opportunity to demonstrate improvement. The PIP identifies the specific performance areas in which the employee is deficient and outlines concrete, measurable action steps the employee needs to take to improve in those areas.

A Performance Improvement Plan issued to an employee shall last for a period of thirty (30) to ninety (90) days.

**35. Please describe any initiatives that the agency implemented in FY17 and FY18, to date to improve the internal operations of the agency or the interaction of the agency with outside parties. Please describe the results, or expected results, of each initiative.**

1. **Completed CTF Transition:** On February 1, 2017 DOC assumed operations of the CTF, thus formally completing a transition over 18 months in the planning process. The expected results of this initiative will be DOC's ability to deploy staff and house inmates with greater flexibility between the two facilities in upcoming months, while also increasing programs offered to inmates.
2. **Enhanced the K-9 Program:** The agency recruited, selected, and trained additional Canine Handlers to fully staff the Canine Unit, providing coverage to both facilities across all shifts. The agency also evaluated, selected, and trained additional detection candidates. DOC obtained a Drug Enforcement Administration and District of Columbia Health Department Controlled Substances license and implemented a full in-house canine training program with the ability to assist other agencies with canine certifications. The expected results are to provide greater interdiction capabilities to deter, detect, and confiscate contraband.
3. **Creation of the Contraband Interdiction Team:** Contraband Interdiction Team members are properly trained and equipped to "strategically respond" to search and gather contraband and intelligence. No additional funding is required for this initiative. The results of this program have already provided an increased recovery of targeted contraband where information was gathered by intelligence such as a cell phone watch, controlled dangerous substances, and gang paraphernalia.
4. **Creation of the Transition Center:** DOC plans to change the name of the Intake unit to the "Transition Center". This is an effort to create a more calming and community-oriented processing environment for the newly arriving inmates. We are also planning to have the unit's environment lifted and enhanced via art/painting. The additional area of enhancement is the services/programs DOC offers inmates during the intake process. The Transition Center's expected result is to enhance the environment and intake process for inmates entering into our custody via South 2.

The goal is to develop a directional/focused intake environment, allowing inmates to create and receive a roadmap of success resulting from the information received during their initial interview and review in the transition center via a Multidisciplinary Team (MDT). The new arrival inmates will have the ability to sign up for services/programs before being assigned to their housing unit. At the end of the orientation, inmates will have the ability to identify and begin participating in programs/services sooner.

Representatives from each unit may begin monitoring the progress and evolving of the inmate's progression from intake (Multidisciplinary Team members consist of: Medical, Mental Health, Case Management, Programs, Operations, Education, Social Services, PREA, Community Corrections, and Religious Services staff).

5. **Established a 18-25 year old unit (Young Adult Program):** This is program unit was developed to meet the needs of inmates who are ages 18 to 25. Inmates in this unit are offered age-appropriate programming that is geared towards life-skills development, positive behavior intervention, and reentry focused outcomes.
6. **Established the Joint Shakedown Operation:** DOC has established and completed a joint shakedown operation with the Metropolitan Police Department of CDF from August 27, 2017 – August 31, 2017. This initiative resulted in a partnership with the Metropolitan Police Department to provide MPD with a better understanding of how the facility operates, as well as allowing for the removal of contraband at CDF.

7. **Restrictive Housing Committee:** DOC established a restrictive housing committee, which is a multi-disciplinary approach to review opportunities to reduce the use of restrictive housing and successfully reintegrate inmates in restrictive housing back to general population units (The multi-disciplinary committee consists of: Mental Health, Case Management, Programs, Operations, Social Services, and PREA staff)

36. **What are the agency's top five priorities? Please explain how the agency expects to address these priorities in FY18. How did the agency address its top priorities listed for this question last year?**

- h. A description of the initiative;**
- i. The funding required to implement the initiative; and**
- j. Any documented results of the initiative.**

In FY 2017, the agency's top priorities were as follows:

(1) Create a unified and smoothly functioning DOC culture and operations:

<b>FY17 Initiative</b>	<b>Update</b>
Support the merging of staff and cultures from CTF and CDF.	DOC has made considerable progress towards merging staff and cultures after assuming operations of CTF last February. Agency employee appreciation events have been well-attended by all staff, and staff worked together to once again show DOC's heart through their contributions to One Fund. Most policies and procedures apply uniformly at all DOC facilities.
Review and revise DOC's program and budget structure to align with new operating mode.	DOC has elected to delay any changes to its budget structure until it arrives at an optimally functioning organizational and program structure. DOC is still in the process of working through how best to serve inmates, DC taxpayers, and residents. It's most recent organizational change was as of January 22, 2018. These are described in the response to Council Question #1.
Assess and address human resources and training needs to recruit, retain, and continuously develop a correctional workforce that meets the District's needs and expectations. DOC will create and sustain a workforce well able to execute its mission with excellence and achieve its vision.	As a part of the reorganization efforts underway, DOC's training academy has now taken on the mission of providing Professional Development to all DOC staff in addition to its previous core functions and reports to the Deputy Director for Professional Development and College and Career Readiness. It is in the process of developing a new approach to providing professional development opportunities for all of DOC's workforce so that each employee is well prepared to optimally function in their positions and continues to hone and develop their skills.
Rethink inmate housing strategy. Develop and implement new good behavior incentives for inmates that support housing more inmates and deploying more staff at the CTF to more fully utilize it.	DOC has expanded the use of the CTF, with 26 of 27 housing units now being used for housing inmates and/or provision of programs and services.



- (2) Expand programs offered to DOC inmates as CTF facilities become fully available. Work with District agencies and Criminal Justice partner agencies across the spectrum, service providers, faith-based providers, and community-based providers to inform and assist the District in implementing a reentry strategy that best meets the needs of its residents and communities.

<b>FY17 Initiative</b>	<b>Update</b>
Develop a mental health treatment community for inmates at CTF.	Plans are underway to develop a mental health treatment community for inmates housed at CTF.
Build and strengthen community partnerships and relationships with reentry supportive service providers.	DOC continues to build and strengthen community partnerships and relationships with reentry supportive service providers. It recently began partnering with the United Planning Organization as part of a three-year \$1 million Second Chance Act grant to carry out a Reentry Study Project. This study will use a randomized control trial to determine the impact of pre-release and post-release services and mentoring on recidivism outcomes and reentry experience of participants.
Encourage the development of inmate programs and services with a modular and continuity of service approach so that individuals can pick up where they left off during transitions from jail to community; or, for some individuals, occasionally from community to jail.	DOC remains confident as it talks with various program providers that the concept of modular programming will be more universally embraced as an effective means to provide programs to a primarily pre-trial population with indeterminate lengths of stay.
Support the planning and implementation of a Portal of Entry to expand the continuum of reentry services provided in the District.	DOC is actively engaged in preparing to implement the pilot of the Reentry Portal which will expand the continuum of reentry services provided in the District.

- (3) Procure goods and services effectively:

<b>FY17 Initiative</b>	<b>Update</b>
Formulate and release a competitive solicitation for comprehensive inmate health services.	DOC is nearing completion of the process of formulating a request for proposals (RFP) that will result in the solicitation of comprehensive inmate health services.
Procure inmate pharmaceuticals in a more cost-effective manner.	In July 2017, DOC began procuring inmate pharmaceuticals through the 340-B pricing program available to Unity Health Care, Inc. DOC expects that this will result in savings annually.

(4) Engage in needed strategic planning to improve agency operational effectiveness.

<b>FY17 Initiative</b>	<b>Update</b>
Improve emergency planning and risk management capability.	DOC staff are receiving training in emergency planning and risk management strategy.
Improve professional development with enhanced curricula in a new facility.	DOC is engaged in strategic planning from the ground up through its recently implemented DOC Stat process and has made progress in proposing long term goals and plans for the professional development division and support services division. DOC is actively working on strategic planning for expansion of programs.
Engage in development of an information systems and services strategic plan.	As the procurement of the information system upgrade comes to a close, and the technology mainstay is established, DOC will commence strategic planning for information systems and services.

(5) Enhance preventative maintenance program for DOC facilities.

Update:

- DOC is enhancing the agency's long-term facilities maintenance strategy, included but not limited to revisiting preventative maintenance /routine service contracts in FY2018.

**37. Please list each new program implemented by the agency during FY17 and FY18, to date. For each initiative, please provide:**

**a. A description of the initiative;**

**b. The funding required to implement the initiative; and**

**c. Any documented results of the initiative.**

Program	Description	Funding	Documented Results
Emerging Adult Unit	This is program unit was developed to meet the needs of inmates who are ages 18 to 25. Inmates in this unit are offered age-appropriate programming that is geared towards life-skills development, positive behavior intervention, and reentry focused outcomes.	Volunteer	There are currently 23 inmates in the Emerging Adult Unit
Substance Use Psycho-educational Program	This substance use educational programming is offered to inmates who are not able to receive RSAT programming.	Contracted service utilizing \$110,000 from the inmate welfare fund for FY18.	Eleven groups have been offered (303 inmates) from October 2017 through January 2018. This includes 20 juveniles, 85 women, and 198 men.
Community Mediation	In this program, volunteers meet with inmates to help mediate and mend relationships that are critical for successful reentry such as relationships with family members as well as relationships with employers.	Volunteer	New Program started in January 2018.
Domestic Violence Program	Community Family Life Services will provide domestic violence awareness workshops to all female populations, except the mental health unit, to include education and prevention.	Volunteer	New Program started in January 2018.
Inside Out Expansion (Howard University)	The Inside Out program has expanded to offer college level courses for the Juvenile Unit and the Young Adults Unit. The Inside Out program also began to add additional courses to the curriculum, including: Ethics and Politics; Police, Law, and Society; Advanced Legal Research; Economics in the Black Community; School to Prison Pipeline; Art and Social Justice; and the Inside Out Think Tank.	Volunteer	There are 37 inside students (inmates) and 43 outside students (Howard students).
Women's Wellness Expansion	Women's wellness education and HIV expanded to cover all women's units at DOC through Community Family Life Services.	Volunteer	New Program started in January 2018.
Financial Literacy	Industrial Bank is providing financial literacy programming to provide inmates with information related to budgeting, banking, and other fiscal responsibilities.	Volunteer	New Program started in January 2018.
Girl Scouts Informational Sessions	The Girl Scouts of America will periodically provide informational sessions for inmates with loved ones who may be interested in joining a girl scout troop. Referrals and applications will be generated to enroll girls ages 5-17 in the girl scouts during these sessions.	Volunteer	New Program started in January 2018.

Program	Description	Funding	Documented Results
DCPL Expansion	The DC Public Library branch serving DOC expanded services to serve both the CDF and CTF. DCPL opened a freestanding library at the CTF where inmates can visit weekly, check out books, and engage in social reading at the library. DCPL also launched a program called "Books from Birth." The purpose of this program is to help foster early childhood literacy by mailing children under the age of 5 a free book each month. All books are delivered by the US Postal Service.	Volunteer	There are now over 13,500 books in the DOC branch of DCPL, and 921 library cards were issued in FY17.
Empowerment Session Expansion	Empowerment Sessions are motivational discussions that DOC hosts to provide encouragement and guidance to the men, women, and youth in custody as they prepare to return to life in the community. Speakers have included government officials, authors, community members, and local activists.	Volunteer	There have been 16 Empowerment Sessions since the program began expanding in July 2017.
Fatherhood Initiative	Councilmember Trayon White sponsors the Black Fathers Matter initiative to provide wraparound services for returning citizens before they go home. A DOES representative also participates and discusses topics such as direct hiring and the referral process as well as available training opportunities. Presently, one session is held at CTF with the juveniles and the other session is held at CDF with the male population.	Volunteer	A total of 511 adult inmates and 22 juvenile inmates have participated in the Fatherhood Initiative.
Expanding College to Career Services	Provides Adult Basic Education (ABE) and Adult Secondary Education (ASE) instruction for students to improve literacy skills and prepare them for successful completion of the High School Equivalency (HSE) certification. The program also provides CTE (Career and Technical Education, formerly vocational training). Partners include: Howard University, American University, Georgetown University, University of the District of Columbia, and Ashland University.	Volunteer, operating dollars, and grant funding.	Started in January 2018.

**38. How does the agency measure programmatic success? Please discuss any changes to outcomes measurement in FY17 and FY18, to date.**

DOC measures programmatic success for each program and service provided to inmate using a variety of metrics related to the effectiveness and utilization rate. To this end, DOC has introduced a number of monthly metrics in FY2018 that allow the agency to identify program utilization in DOC facilities, program completion, and testing outcomes (for GED and certification programs). The agency focuses on enhancing successful engagement through increasing access and engagement with programs, mental health and substance use services, expanding the work readiness program, expanding Empowerment Sessions, instituting Family Reunification Days, maintaining a low rate of inmate grievances, expanding opportunities for work release, and expanding opportunities to take advantage of Good Time Credits.

DOC also examines recidivism, which is a measure of reduction in failure rate. Towards this end, DOC introduced two new Key Performance Indicators in its FY 2017 performance plan. These KPIs measure the effectiveness of the Residential Substance Abuse Treatment Program (RSAT) and the Reentry Program Unit in terms of reduction in recidivism rate for program graduates compared to that for a similar group of non-participants. The FY 2017 targets were 35% for RSAT effectiveness and 11% for Reentry effectiveness; both targets were met or exceeded. These metrics will be continued for FY 2018.

**39. What are the metrics regularly used by the agency to evaluate its operations? Please be specific about which data points are monitored by the agency.**

The following are the top metrics used in operations:

- Program participation;
- Family and community engagement;
- Enhancement of service delivery;
- Number of Incidents;
- Restrictive Housing Population;
- Contraband Seized;
- Medical Outpost;
- Daily Transports;
- Daily Overtime; and
- Daily Non-Volunteer Overtime.

Additionally, DOC's measurement of success as an agency is the reduction in recidivism, which is a measure of reduction in failure rate. Towards this end, DOC has introduced two new Key Performance Indicators in its FY 2017 performance plan, which measure the effectiveness of the Residential Substance Abuse Treatment Program (RSAT) and the Reentry Program Unit in terms of reduction in recidivism rate for program graduates compared to that for a similar group of non-participants. The FY 2017 targets were 35% for RSAT effectiveness and 11% for Reentry effectiveness. DOC met or exceeded both targets with an end of FY2017 effectiveness of 38.8% for RSAT and 37.6% for Reentry.

Many of the outcome metrics that are more specific and appropriate measures of success cannot currently be reported by DOC because the data required to measure and compute these metrics exists outside of DOC and may not even at this time be captured or reported. Such data may exist with community service providers, education providers, employment providers, housing providers, and the returning citizens and their families. It may be worth considering ways and means to begin the process of collecting this information, with informed consent, so that more robust measures of outcomes can inform the DOC's and the District's program development and reentry planning processes.

Toward this end, DOC plans to initiate the means to capture some of this information through serving as a partner in the Reentry Project Study, a Second Chance Act mentoring grant of 3 years and \$996,000 awarded to the United Planning Organization and University of District of Columbia to study variables that affect reentry success among study participants that meet the study criteria (a small but significant subpopulation of DOC returning citizens). DOC is also a partner in the Second Chance Act for Developing a Strategic Reentry Plan for the District and hopes to include development of processes to collect and report this information in future.

**40. Please list the task forces and organizations of which the agency is a member.**

DOC is a member of the following organizations:

The DOC is a member of:

- The CJCC and its various committees and subcommittees;
- The District of Columbia's Reentry Taskforce;
- The Association of State Correctional Administrators;
- The Metropolitan Washington Council of Government's Corrections Chiefs Committee and subcommittees;
- The American Correctional Association and its various committees and subcommittees;
- US Marshals Service C10 Committee (member); and
- The Large Jail Network (National Institute of Corrections).

The DOC is represented on:

- The District of Columbia Sentencing Commission;
- The Domestic Violence Fatality Review Board; and
- The Jails Research Network hosted by the US Department of Justice's Bureau of Justice Statistics.

The DOC is affiliated with:

- National Commission on Correctional Healthcare (accrediting body);
- DC Coalition Against Domestic Violence;
- National Institute of Corrections;
- National Resource Reentry Center; and
- PREA Resource Center.

**41. Please explain the impact on your agency of any legislation passed at the federal level during FY17 and FY18, to date, which significantly affected agency operations.**

There was no federal legislation passed during FY 2017 and FY 2018 that significantly impacted agency operations.



**42. Please describe any steps the agency took in FY17 and FY18, to date, to improve the transparency of agency operations.**

In fiscal years 2017 and 2018, DOC improved transparency by increasing the amount of feedback gathered from inmates through surveys and town halls designed to gather information about inmates' opinions and recommendations to help guide planning new programs and services. DOC is also implementing a newsletter to provide an additional outlet for inmates to be heard. The implementation of Family Reunification Days also provides community members with the opportunity to come into the facilities and meet the managers, staff, and volunteers working with their incarcerated loved ones.

The agency also increased access to DOC staff through increased presence at community meetings and reentry forums. In addition to a larger presence in the community, DOC has increased surveys and meetings with community-based organizations when considering innovative ideas. DOC also continues to increase transparency through enhancing the agency's website by posting policies and procedures as well as other helpful information for visitors.

To increase the presence of managers, DOC implemented increased rounding for senior level managers, and moved the Office for the Deputy Director for Operations to the jail. This increased transparency by management has been accompanied by an increase in utilization of press releases and open letters from the Director.

**43. Please identify all electronic databases maintained by your agency, including the following:**

**a. A detailed description of the information tracked within each system;**

**b. The age of the system and any discussion of substantial upgrades that have been made or are planned to the system; and**

**e. Whether the public can be granted access to all or part of each system.**

Please see the below table for information on electronic databases maintained by DOC:

Dataset Name	In service since	Brief Description of the Dataset	Upgrades Planned	Is the data made Publicly Available?	Subject to Privacy (Protected) Restrictions?	If Yes, Why
JACCS	2001	Inmate Criminal Records and All Necessary Non-Health Related Inmate Information	Yes. RFP has solicited and closed.	Generally speaking, no. Parts of it are under the strictest privacy and security constraints for official District related requests, including research requests.	Yes	This dataset contains a wide array of inmate information dating back to 1975. It contains PII of pretrial and sentenced inmates who are or have been in DOC custody; PII of individuals who have visited former and current inmates; gang affiliations and the identity of inmate enemies; separatees and cooperators that, if released, would pose serious security risks and put the lives of inmates, staff, and citizens in jeopardy; and arrest information of pretrial inmates who have not been convicted. Information in this dataset is protected by 5 U.S.C. § 552a (Federal Privacy Act), D.C. Code §§ 2-534(a)(2) and (a)(3)(DC FOIA), DCMR § 1-406.2 (DC FOIA Regulations), and DCMR § 1-1004 (The Duncan Ordinance).
CENSUS TABLES	2006	JACCS Snapshot Datawarehouse to support Analysis	Not at this time	Only in aggregate form for reporting and analysis; subject to same restrictions as JACCS information.	Yes	This dataset contains a wide array of inmate information dating back to 1975. It contains PII of pretrial and sentenced inmates who are or have been in DOC custody; PII of individuals who have visited former and current inmates; gang affiliations and the identity of inmate enemies; separatees and cooperators that, if released, would pose serious security risks and put the lives of inmates, staff, and citizens in jeopardy; and arrest information of pretrial inmates who have not been convicted. Information in this dataset is protected by 5 U.S.C. § 552a (Federal Privacy Act), D.C. Code §§ 2-534(a)(2) and (a)(3)(DC FOIA), DCMR § 1-406.2 (DC FOIA Regulations), and DCMR § 1-1004 (The Duncan Ordinance).

Dataset Name	In service since	Brief Description of the Dataset	Upgrades Planned	Is the data made Publicly Available?	Subject to Privacy (Protected) Restrictions?	If Yes, Why
Centricity	2006	Inmate Electronic Medical Record	Not at this time.	No	Yes	This dataset contains medical and mental health records going back as far as 1975 of current and former inmates of the DOC. Information in this dataset is protected by 45 C.F.R. 164 Subpart E (HIPAA), D.C. Code § 7-242 (Disclosure of Health and Human Services Information), D.C. Code § 7-1605 (Confidentiality of HIV Records), D.C. Code § 22-3903 (Confidentiality of HIV Test Results), D.C. Code § 14-307 (Confidentiality of Information Obtained from a Mental Health Professional), D.C. Code § 7-1201.02 (Confidentiality of Mental Health Information), D.C. Code § 7-1201.03 (Disclosure of Mental Health Notes), D.C. Code § 7-1231.10 (Mental Health Information Privacy), 42 U.S.C. § 290dd-2 (Confidentiality of Substance Abuse Treatment Records), 28 C.F.R. § 115.61 (PREA Reporting of Sexual Abuse Information), D.C. Code § 2-534(a)(2) (DC FOIA), DCMR § 1-406.2 (DC FOIA Regulations), 5 U.S.C. § 552a (Federal Privacy Act), and D.C. Code § 14-307 (Physician/Mental Health Professional Privilege).
CIPS	2006	Correctional Pharmacy Information System	Yes. Interfaces currently being developed to enable electronic Medical Administration Record autopopulation.	No	Yes	This dataset contains medical and mental health records going back as far as 1975 of current and former inmates of the DOC. Information in this dataset is protected by 45 C.F.R. 164 Subpart E (HIPAA), D.C. Code § 7-242 (Disclosure of Health and Human Services Information), D.C. Code § 7-1605 (Confidentiality of HIV Records), D.C. Code § 22-3903 (Confidentiality of HIV Test Results), D.C. Code § 14-307 (Confidentiality of Information Obtained from a Mental Health Professional), D.C. Code § 7-1201.02 (Confidentiality of Mental Health Information), D.C. Code § 7-1201.03 (Disclosure of Mental Health Notes), D.C. Code § 7-1231.10 (Mental Health Information Privacy), 42 U.S.C. § 290dd-2 (Confidentiality of Substance Abuse Treatment Records), 28 C.F.R. § 115.61 (PREA Reporting of Sexual Abuse Information), D.C. Code § 2-534(a)(2) (DC FOIA), DCMR § 1-406.2 (DC FOIA Regulations), 5 U.S.C. § 552a (Federal Privacy Act), and D.C. Code § 14-307 (Physician/Mental Health Professional Privilege).

Dataset Name	In service since	Brief Description of the Dataset	Upgrades Planned	Is the data made Publicly Available?	Subject to Privacy (Protected) Restrictions?	If Yes, Why
MicroMain	2010	Facilities Maintenance Information System	Not at this time	Some data is reported publicly because it is required by DC Statute.	No	
IT Asset Management System	2012	IT Asset Inventory Control System	Not at this time	No	No	
Helpdesk Ticket Management System	2013	IT helpdesk ticket control system	Not at this time	No	Yes	This dataset contains tracking of agency employee questions/requests to the agency's IT department and that department's proposed solutions. This dataset contains information that is subject to the deliberative process privilege and is protected by D.C. Code § 2-534(a)(4) (DC FOIA), DCMR § 1-406.2 (DC FOIA Regulations), and In re Sealed Case, 121 F.3d 729 (D.C. Cir. 1997).
Policy Database	2004	Repository of Policy statements, SOPs, and Operational Memos, Change Notices, etc.	Assessment underway.	Most policy statements are posted publicly on DOC's website. SOPs are not posted publicly.	Partially	This dataset contains all of the policies and procedures of the agency. All policies and procedures, except those related to the safety and security procedures of the agency, are already made available to the public on the agency's website. The safety and security procedures cannot be released to the public because they contain security sensitive information and protocols that if released could compromise the agency's control of its facilities.
In Time	2012	Electronic Roster Management System	Not at this time	No	Yes	This dataset contains PII of employees of the DOC. Information in this dataset is protected by 5 U.S.C. § 552a (Federal Privacy Act), D.C. Code § 1-631.01 (Personnel Records Policy), DCPM § 6B-3113 (Disclosure of Personnel Information), D.C. Code § 2-534(a)(2)(DC FOIA), and DCMR § 1-406.2 (DC FOIA Regulations).

Dataset Name	In service since	Brief Description of the Dataset	Upgrades Planned	Is the data made Publicly Available?	Subject to Privacy (Protected) Restrictions?	If Yes, Why
Guard1 Rounds Tracking	2014	Tracks Correctional Officer Compliance with Rounds Policy	Not at this time	No	Yes	This dataset contains PII of employees of the DOC. Information in this dataset is protected by 5 U.S.C. § 552a (Federal Privacy Act), D.C. Code § 2-534(a)(2) (DC FOIA), DCMR § 1-406.2 (DC FOIA Regulations) and DCPM § 6B-3113 (Disclosure of Personnel Information). This dataset also contains sensitive operational information.
Renovo	2014	Video Visitation Appointment Scheduling System	Not at this time	No	Yes	This dataset contains PII of inmates and individuals who have social visits with inmates in the DOC, as well as the substantive conversations between these individuals. These conversations can contain private or confidential information and can identify who inmates have relationships with, which can put the inmate and the inmate's visitors in danger. Information in this dataset is protected by 5 U.S.C. § 552a (Federal Privacy Act), D.C. Code § 2-534(a)(2) (DC FOIA), DCMR § 1-406.2 (DC FOIA Regulations), Adams v. Franklin, 924 A.2d 993 (D.C. 2007)(Attorney-Client Privilege), and D.C. Code § 14-306 (Spouse/Domestic Partner Privilege).
Performance Reporting Online (current system, legacy systems have been used since 2005)	2012	DOC Operational Performance Reporting System. Contains operational metrics.	Not at this time	Some data is reported publicly because it is required by DC Statute. Some is reported publicly through KPI tracker, in the PAR, budget book, and Track DC.	Yes	This dataset contains tracking of operational metrics that inform the agency of its performance in relation to its performance goals and brings agency attention to operational issues that need attention and/or action. Information in this dataset is relied upon to inform management decision-making in all areas of agency operations and contains information that is subject to the deliberative process privilege. This dataset is protected by D.C. Code § 2-534(4) (DC FOIA), DCMR § 1-406.2 (DC FOIA Regulations), and In re Sealed Case, 121 F.3d 729 (D.C. Cir. 1997).

Dataset Name	In service since	Brief Description of the Dataset	Upgrades Planned	Is the data made Publicly Available?	Subject to Privacy (Protected) Restrictions?	If Yes, Why
COMPAS	2014	Inmate Case Plan and Assessment System.	Not at this time	No	Yes	This dataset contains information related to inmate reentry plans and assessments. This data set contains PII of inmates as well as family members and associates, medical and mental health information, substance abuse information, and education information. Information in this dataset is protected by 5 U.S.C. § 552a (Federal Privacy Act), D.C. Code § 2-534(a)(2) (DC FOIA), DCMR § 1-406.2 (DC FOIA Regulations), 45 C.F.R. 164 Subpart E (HIPAA), D.C. Code § 7-242 (Disclosure of Health and Human Services Information), D.C. Code § 7-1605 (Confidentiality of HIV Records), D.C. Code § 22-3903 (Confidentiality of HIV Test Results), D.C. Code § 14-307 (Confidentiality of Information Obtained from a Mental Health Professional), D.C. Code § 7-1201.02 (Confidentiality of Mental Health Information), D.C. Code § 7-1201.03 (Disclosure of Mental Health Notes), D.C. Code § 7-1231.10 (Mental Health Information Privacy), 42 U.S.C. § 290dd-2 (Confidentiality of Substance Abuse Treatment Records), 28 C.F.R. § 115.61 (PREA Reporting of Sexual Abuse Information), D.C. Code § 14-307 (Physician/Mental Health Professional Privilege), 34 C.F.R. § 99.30 (Disclosure of Education Records), 34 C.F.R. § 300.622 (Disclosure of Education Records of Individuals with Disabilities), and DCMR § 5-E2603 (Privacy of Student Records).
IRIS Scan	2013	Inmate biometric imaging system	Not at this time	No	Yes	This dataset contains PII of pretrial and sentenced inmates. Information in this dataset is protected by 5 U.S.C. § 552a (Federal Privacy Act), D.C. Code § 2-534(a)(2)(DC FOIA), and DCMR § 1-406.2 (DC FOIA Regulations).

Dataset Name	In service since	Brief Description of the Dataset	Upgrades Planned	Is the data made Publicly Available?	Subject to Privacy (Protected) Restrictions?	If Yes, Why
Time Clock Plus	2012	Employee Biometric Timeclock	Not at this time	No. However, the timepunches are fed through an interface into PeopleSoft for payroll processing. So to the extent PeopleSoft information is made public, this information feeds into it.	Yes	This dataset contains PII of employees of the DOC. This information is protected by 5 U.S.C. § 552a (Federal Privacy Act), D.C. Code § 2-534(a)(2)(DC FOIA), DCMR § 1-406.2 (DC FOIA Regulations), and DCPM § 6B-3113 (Disclosure of Personnel Information). This dataset also contains sensitive operational information.
Incident Database	2014	Repository of incident related information. Information can be printed out at the time of incident report generation, but is next to impossible to retrieve or mine. DOC is phasing this out.	Integrated upgrade with OMS being considered	No	Yes	This database is an archive of incident information in the DOC. It contains video surveillance, incident reports, incident notifications, and staff and inmate medical information. Information in this data set is protected by 5 U.S.C. § 552a (Federal Privacy Act), 45 C.F.R. 164 Subpart E (HIPAA), D.C. Code § 7-242 (Disclosure of Health and Human Services Information), D.C. Code § 7-1605 (Confidentiality of HIV Records), D.C. Code § 22-3903 (Confidentiality of HIV Test Results), D.C. Code § 14-307 (Confidentiality of Information Obtained from a Mental Health Professional), D.C. Code § 7-1201.02 (Confidentiality of Mental Health Information), D.C. Code § 7-1201.03 (Disclosure of Mental Health Notes), D.C. Code § 7-1231.10 (Mental Health Information Privacy), 42 U.S.C. § 290dd-2 (Confidentiality of Substance Abuse Treatment Records), 28 C.F.R. § 115.61 (PREA Reporting of Sexual Abuse Information), D.C. Code §§ 2-534(a)(2), (a)(3), and (a)(4)(DC FOIA), and DCMR § 1-406.2 (DC FOIA Regulations).

Dataset Name	In service since	Brief Description of the Dataset	Upgrades Planned	Is the data made Publicly Available?	Subject to Privacy (Protected) Restrictions?	If Yes, Why
Lotus Notes Databases: Districtwide Escape Monitoring System, LockupList, Prisoner Transport Report, Transaction Management System, Release Processing Application.	2002 (oldest) - 2013 (newest)	Various workflow management applications.	Yes. Migration to platforms aligned with District standards and/or integration with upgraded OMS planned.	No	Yes	Most information in these systems originates from one of the other listed and referenced systems. These datasets also contains PII of employees of the DOC. This information is protected by 5 U.S.C. § 552a (Federal Privacy Act), D.C. Code § 2-534(a)(2)(DC FOIA), DCMR § 1-406.2 (DC FOIA Regulations), and DCPM § 6B-3113 (Disclosure of Personnel Information). These datasets also contain sensitive operational information.



***44. Please provide a detailed description of any new technology acquired in FY17 and FY18, to date, including the cost, where it is used, and what it does. Please explain if there have been any issues with implementation.***

DOC did not acquire any new technology in FY17 or FY18, to date.

**45. How many in-person training programs for agency employees took place in FY17 and FY18, to date?**

There were a total of 99 in-person training programs, which are named below:

<b>DEPARTMENT OF CORRECTIONS TRAINING PROGRAMS (FL0) – FY2017 &amp; FY2018</b>		
NorthPointe Refresher Training	Implicit Bias	Counseling Techniques
Mental Illness	True Colors	Communications Skills
Conflict Management and Resolution	Crisis Communication	Post Order Review
Youthful Offenders and Positive Youth Development	Time and Attendance	Crisis Intervention Training
Supervision of Youthful Offenders	Respectful Workplace	Training for Trainers
Trauma Care	Staff PREA Initiative	Customer Service
NARCAN Training	Expectations of a Sergeant	Leadership
Suicide Prevention	Crime Scene Preservation	Firearms Pre-Qualification
Firearms Qualification	Case Plan Refresher	NorthPointe Compas Basic Training
Firearms: Safety, Care, Handling	Use of Force	Weapons Classroom Presentation
FOP DOC Working Conditions Contract Training	Weapons Qualification Practical	Defensive Tactics Instructor Training
PREA	Sexual Abuse and Misconduct	Lesson Plan Development
Workman's Compensation	J.A.C.C.S.	Court Haircuts
HWH Packages and Work Detail	Halfway House	Disciplinary Process
GED Transgender	Administrative Housing	Restrictive Housing
Inmate Reception Center	Inmate Handbook	Classification Process
Reentry and Risk Assessment	Reclassification	Clergy Visits
Volunteer Services	ACA Information	Inmate Grievance Procedure
Daily Log and Phone Contact List	Escorted Trips	Voting Process
Work Readiness Unit	Release Gratuity	Magnilink Voice
DCPL Library Card and Tour	Paperclip (Information System)	Juveniles/Inmate Education
Pipe Rounds	Chain of Command	Suicide Prevention
Employee Attire	Sex Offenders	Parole Hearings
BOP Inmates and Separations	Records	RSAT
TTY and NexTalk	Emergency Plans	Affirmative Attendance
Code of Ethics and Conduct	Inmate Rules	Discipline and Disciplinary Practices
Equal Employment Opportunity	MEDAT	Customer Service
Security Operations	Lesson Plan Development	Workers' Compensation
Incident Command System	Juvenile Training	Implicit Bias
Progressive Discipline and Reasonable Suspicion	Sexual Harassment	Gangs and Security Threat Groups
Spontaneous Knife Defense	Defensive Tactics	Ground Avoidance Ground Escape
Cultural Diversity	First Aid	CPR
De-Escalation		

**46. What training deficiencies, if any, did the agency identify for its employees during FY17 and FY18, to date?**

Currently, there are not any deficiencies within training. In FY7, DOC conducted an assessment of current training through the Global Corrections Assessment. DOC achieved a positive evaluation/assessment as a result of the audit. The trainings are going well and the assessments offered ways that we could enhance ACA standards and continue to review and update the curriculum.

The training academy has been realigned and is now directed by the Deputy Director of Professional Development, College and Career Readiness, Amy Lopez, who has a strong background in andragogy and professional development.

**47. Please provide an update on the following initiatives, including: the duration of the initiative; the cost of the initiative; the source of funds for the initiative; the frequency of the initiative; whether or not the initiative is currently taking place at the juvenile unit at CTF; and, if the initiative or programming has ceased, the reason for concluding the initiative or programming.**

- a. END SILENCE: Youth Speaking Up About Sexual Abuse in Custody;
- b. Free Minds Book Club & Writing Workshop;
- c. Residential Substance Abuse Treatment (“RSAT”);
- d. Mindfulness Meditation;
- e. Criminon;
- f. Women’s Wing; and
- g. Alliance of Concerned Men life skills sessions.

Please find DOC’s response to the above question in the chart below:

Initiative or Program	Duration of Initiative	Cost of Initiative	Frequency	Currently taking place in juvenile unit	If ceased, why did the initiative or program stop?
End silence: Youth Speaking Up About Sexual Abuse in Custody	Ongoing	N/A	N/A	This is a PREA document given to all inmates at intake	N/A
Free Minds Book Club & Writing Workshop	16 years, ongoing	N/A	Twice weekly	Yes	N/A
Residential Substance Abuse Treatment (RSAT)	11 years, ongoing	N/A	N/A	No	N/A
Mindfulness Meditation	6 years, ongoing	N/A	One Hour/Week/unit (RSAT units only)	No	N/A
Criminon	7 years, ongoing	N/A	Weekly	No	N/A
Women’s Wing	10 years, ongoing	N/A	One hour/week (RSAT men’s unit, Reentry Unit for Men, General Population for Women and C4A Unit)	No	N/A
Alliance of Concerned Men Life Skills sessions	One session	N/A	Once	No	Vendor could not continue in a volunteer capacity. Life skills programming is now provided to the juveniles by Hope Foundation. DOC also began to implement Empowerment Sessions in July 2017 with speakers that can provide information related to opportunities upon reentry, life skills, and other issues that are faced when reentering the community.

Juveniles have access to the following programs:

Program/Service	Frequency	Program/Service Offered
Hope Foundation	2x per week	Life skills and substance abuse education.
Free Minds Book Club	Weekly	Mentoring, book club, creative writing, and author talks.
Street Law (Mock Trials)	Yearly	A mock trial competition held between the law school students and DOC juvenile residents.
Library Services	Weekly	Access to DCPL library services and the Law Library.
DCPS General and Special Education curriculums	Daily	Juveniles work towards a high school diploma from their neighborhood high school.
DCPS Credit Recovery	Daily	An after-school program that offers an accelerated means of earning high school credits.
Religious Services	Weekly	Weekly Christian or Islamic services provided by religious volunteers.
Psychotherapy Services	Weekly	Sessions with a licensed therapist to discuss any emotional stressors or concerns.
Inside Out	Weekly	Howard University offers an Art for Justice course with inside students (inmates) and outside students (Howard students).

**48. Please provide an update on the Portal of Entry program.**

**a. Has a location for the program been identified?**

The location for the program has been identified and is being prepared for the program.

**b. When will the program begin serving customers, and which customers does/will it serve?**

The program will begin in the 3<sup>rd</sup> quarter of FY18 and will serve the men and women being released out of DOC's custody.

**c. Who will the initial phase of the program serve?**

The program will serve the men and women being released from DOC's custody.

**d. Has a Director for the program been hired? If so, please provide the Director's name and resume. If not, what is the status of the hiring process?**

Yes, the Director of the program is Jemea Goso. (Please see Attachment 13)

**e. Have the FTEs funded for the Portal been hired by the relevant agencies? If not, what is status of the hiring process?**

Yes, the hiring of the FTEs has begun.

**f. Have metrics for success of the program been identified? If so, what are the metrics? If not, what is the status of this process and when will it be completed?**

The Director of the Portal is working collaboratively with the DOC's internal data team and partnering agencies to establish metrics of success, and a data collection process.

**g. Has a reporting structure for the program been finalized? If so, what is this structure? If not, what is the status of this process and when will it be completed?**

The Director of the program will lead and implement the initiative, including establishing performance metrics. The Director of the program will collaborate with the participating agencies regarding the management and staffing of the agency-related Portal employees.

**h. Has DOC engaged stakeholders and members of the returning citizen community in the implementation of this program?**

During the Spring and Summer of FY17, DOC engaged in a variety of community forums to discuss the implementation of the Portal.

Since the onboarding of the Portal Director, DOC has also attended various community reentry committee meetings to provide an update on the Portal and provide an opportunity for participants to share feedback. DOC has also held a meeting with the co-chairs of the Reentry Action Network (RAN), Paula Thompson, Executive Director of Voices for a Second Chance and Tara Libert, Co-Founder and Executive Director Free Minds Book Club & Writing Workshop. During this meeting, it was collectively determined that the Portal Staff will attend RAN's monthly meetings to not only receive feedback on the implementation of the Portal, but to establish a process for ongoing collaboration and partnership. As the implementation process

continues, DOC will also engage with the men and women in DOC's custody and their loved ones.

***i. How with the Office on Returning Citizens Affairs be involved with this Program?***

MORCA will be the entity to which the Portal staff will refer Portal clients for additional service coordination and follow-up, depending on the needs of the individual. The Portal and MORCA are in the process of determining the logistics of the referral process from the Portal to MORCA, to not only ensure there is no lag in continuing to support clients as they transition back into the community, but to also ensure that communication between the Portal and MORCA is constant and consistent.

**49. Please provide an update on the specialized step- down unit at CDF.**

- a. What is the unit's status?**
- b. How many inmates have participated in the SDU since its inception?**
- c. How many inmates have graduated from the SDU, by month, in FY17 and FY18, to date?**
- d. Has the program been successful? How is the success of the program measured?**

The Mental Health Step Down Unit opened in May 2016. There have been 99 inmates on the step-down unit from May 2016 through January 24, 2018. Twenty-three inmates completed the program. Ten participants have been released to open population and five of those completed the nine-week program. There were 24 participants who were transferred to the federal system and, of these, 10 completed the program. Twenty-two (22) participants were released to the community and, of these, five completed the program. Five inmates were released to a program (RSAT, drug program in the community, and Work Readiness) and, of these, two completed the program. There were three inmates who were sent to the halfway house and, out of these, one completed the program. Seven went to Saint Elizabeth's (none of these inmates completed the program), and 14 had to be returned to the Acute Mental Health Unit. Currently, 14 participants remain on the unit.

Data shows that that the unit has been having a positive impact on the participants. Metrics examined relate to medication adherence, treatment plan compliance, cell cleanliness, personal hygiene, and participation in group activities. Overall, participants maintain compliance with their medication and maintain positive hygiene. Those that completed the program had a positive response to the program and adjusted well to being transferred to open population.



**50. Please provide, by month, the number of grievances filed by inmates at CTF and CDF since January 1, 2017.**

Please find below the number of grievances filed by inmates at DOC facilities since January 1, 2017:

Month	Number of Grievances Filed
January 2017	3
February 2017	11
March 2017	15
April 2017	17
May 2017	5
June 2017	15
July 2017	13
August 2017	22
September 2017	20
October 2017	22
November 2017	15
December 2017	26
January 2018 (as of 1/24/18)	10

**Response Time for Formal Grievances and Appeals by Fiscal Year**

**FY17 - January 2017 - September 2017**

**FY18 - October 2017 - January 2018**

	Response w/in 15 Days		Response w/in 31 Days	
	FY17	FY18	FY17	FY18
FY17 Step 1 (Informal Grievance) (Note: Informal grievances are handled by case managers within five days)	N/A	N/A	N/A	N/A
FY17 Step 2 (Formal Grievance)	100	61	21	9
FY17 Step 3 (Warden's Administrative Remedy)	1	0	0	0
FY17 Level 1 Appeal (Deputy Director)	0	1	0	0
FY17 Level 2 Appeal (Director)	0	0	0	0

**a. On a fiscal year basis, how many of these received a response within 15 days?**

One hundred (100) formal grievances were responded to within 15 days in FY 17 and sixty-one (61) formal grievances were responded to within 15 days in FY18, as of January 2018.

**b. How many were received within 31 days?**

Twenty-one (21) formal grievances were responded to in FY17 and nine (9) formal grievances were responded to in FY18 between 16 and 31 days.

**c. *How many were appealed to Level 2?***

The Inmate Grievance Process is comprised of steps and two opportunities for formal appeal:

1. Step 1 Informal Grievance;
2. Step 2 Formal Grievance;
3. Step 3 Warden's Administrative Remedy;
4. Level 1 Appeal to Deputy Director; and
5. Level 2 Appeal to Director.

Appeal to the Deputy Director is considered a Level 1 appeal, and only one inmate grievance was filed to the level of the Deputy Director in FY 2017. No grievances have been appealed to the level of the Deputy Director in FY 2018, to date (as of January 25, 2018).

**d. *How many Level 2 complaints received a response within 15 days?***

No inmate grievances that were appealed to the level of the Deputy Director in FY 2017 received a response within 15 days.

**e. *How many Level 2 complaints received a response within 31 days?***

One inmate grievance appealed to the level of the Deputy Director in FY 2017 received a response within 16 to 31 days.

**f. *How many reached the Director level (Level 3)?***

Appeal to the Director is considered a Level 2 appeal and is the highest level of appeal. No grievances reached the Director Level in FY 2017 or FY 2018, to date.

**g. *What was the average response time at Level 3?***

No inmate grievances were filed to the level of the Director in FY 2017 and FY 2018; therefore there is no average response time at this level of appeal.

**51. *How many inmates have taken advantage of the “good time credits” offered to inmates through the Neighborhood Engagement Achieves Results Act (“NEAR Act”)?***

DOC amended its regulations through emergency rules on September 29, 2016 and these rules were adopted as final on March 7, 2017 to increase the limit of Good Time Credits from 8 to 10 overall credits. All pretrial and sentenced inmates who participate in programs may earn up to 7 good time credits and those who remain free of disciplinary action may earn an additional 3 good time credits per month to be applied to misdemeanor sentences. A total of 248 inmates received good time credits in fiscal year 2017 for a total of 1,803 credits (or 1,803 days).

**a. How does DOC plan to increase the number of participating inmates?**

The DOC amended its DC Municipal Regulations Title 28-6 Good Time Credits, (GTC), to increase the number of credits an inmate can earn from 5 credits for program participation to 7 credits in addition to three earned for good behavior by remaining free of disciplinary action, for a total of 10 credits per month. This serves as an incentive to pursue constructive programming and is viewed positively by the inmate population. By increasing the offering and availability of programs such as reentry, education, vocational training, work details, and other opportunities, DOC can increase the number of inmates participating in earning good time credits. DOC has also developed a web-based system for maintaining and tracking GTCs. Staff received additional training on this web-based system in February 2018. Inmates are advised that sentenced misdemeanants who maintain good conduct and participate in programs may be eligible to receive good time credits to reduce time to be served.

**52. How many inmates have participated in the work release program allowed by the NEAR Act?**

34 Inmates have participated in the work release program.

**a. How does DOC plan to increase the number of participating inmates?**

A critical component of the DOC mission is to provide support to those in our custody preparing for community reintegration. The DOC will continue to work with Pre-Trial Services to have detainees who are gainfully employed processed as efficiently as possible in order to get them back into the workforce and increase their chances for success upon release and continue to create positive reentry pathways back into the community for its incarcerated citizens.

The Office of Community Corrections (OCC) staff have partnered with case managers to expand the identification of inmates that are eligible for halfway house placement starting at intake and throughout an inmate's stay. OCC also assigned a staff member to assist with completing new halfway house packages to increase the number of packages completed, and to be available to interview inmates who turned down placement in the halfway house despite being eligible.

**53. Please provide the inmate population at the CDF and CTF (DOC inmates only) as of the first Monday of the month for FY17 and FY18, to date.**

Listed below are the tabulations for the inmate population at CDF and CTF for DOC inmates only, as of the first Monday of the month for FY 2017 and FY 2018, through February 5, 2018. Please note that after 2/1/2017, Short Term Sentenced Felons and USMS GB inmates are included in the CTF count and the Title XVI youth are also included in the CTF count and not the CDF count, because DOC now supervises all inmates in custody and this better reflects how inmates are housed and supervised. Inmates at the hospital are not included in facility counts.

Date	CDF	CTF	CDF-CTF Combined
10/3/2016	1,285	562	1,847
11/7/2016	1,335	514	1,849
12/5/2016	1,324	469	1,793
1/2/2017	1,297	438	1,735
2/6/2017	1,293	570	1,863
3/6/2017	1,303	610	1,913
4/3/2017	1,365	610	1,975
5/1/2017	1,434	647	2,081
6/5/2017	1,426	677	2,103
7/3/2017	1,347	752	2,099
8/7/2017	1,418	708	2,126
9/4/2017	1,365	720	2,085
10/2/2017	1,385	694	2,079
11/6/2017	1,321	749	2,070
12/4/2017	1,312	715	2,027
1/1/2018	1,300	710	2,010

**54. Please include a monthly population breakdown, including the number of pre-trial felons, sentenced felons, pre-trial misdemeanants, sentenced misdemeanants, parole violators, writs/holds, and federal program failures, from January 1, 2016, until the present. Explain how these numbers were calculated.**

A monthly population breakdown, including the number of pre-trial felons (PF), sentenced felons (SF), pre-trial misdemeanants (PM), sentenced misdemeanants (SM), parole violators (PV), and writs/holds (WH) from January 1, 2016 until the present is provided for the first of each month in Table 14 below. As of February 1, 2017, all inmates are reported as DOC inmates, and the inmates previously noted as Short-Term Sentenced Felons are included in the Other Sentenced Felons while USMS GB inmates are included in the Short-Term Sentenced Felon counts.

	OT	PM	SM	PF	PV	SF			WH	Grand Total
Date						Short Term Sentenced Felons	Other Sentenced Felons	Total Sentenced Felons		
1/1/2016	10	150	132	866	419	58	95	153	84	1,814
2/1/2016	9	120	134	884	423	76	89	165	91	1,826
3/1/2016	12	109	138	853	452	89	161	138	90	1,815
4/1/2016	17	88	147	795	458	72	144	147	99	1,748
5/1/2016	10	122	161	822	437	107	156	161	93	1,801
6/1/2016	8	143	130	859	430	51	140	130	101	1,811
7/1/2016	5	123	165	864	455	73	143	165	94	1,849
8/1/2016	9	118	165	910	471	85	148	165	97	1,918
9/1/2016	3	121	172	904	441	86	143	172	86	1,870
10/1/2016	34	136	189	879	445	132	180	189	89	1,952
11/1/2016	21	131	172	960	468	102	154	172	90	1,996
12/1/2016	5	122	188	926	418	99	161	188	86	1,906
1/1/2017	4	121	169	941	386	97	141	169	76	1,838
2/1/2017	8	103	213	956	346	49	141	190	79	1,895
3/1/2017	3	91	227	983	357	53	147	200	93	1,954
4/1/2017	15	102	231	1,001	380	62	160	222	96	2,047
5/1/2017	5	123	241	1,037	376	79	171	250	105	2,137
6/1/2017	9	129	241	1,030	386	76	165	241	94	2,130
7/1/2017	13	131	230	1,005	373	99	189	288	77	2,117
8/1/2017	8	139	217	988	369	119	220	339	67	2,127
9/1/2017	11	127	221	967	415	123	205	328	61	2,130
10/1/2017	7	123	227	934	391	128	240	368	68	2,118
11/1/2017	7	104	225	933	373	141	228	369	71	2,082
12/1/2017	9	98	231	945	341	149	218	367	70	2,061
1/1/2018	9	101	204	946	334	157	216	373	90	2,057

**55. What was the average daily population at the CTF for FY17 and FY18, to date?**

For FY 2017 through January 31, 2017 the ADP at CTF was 474 local inmates, 57 Short Term Sentenced Felons (FBOP), and 51 USMS Greenbelt, MD inmates, or a total of 582. After February 1, 2017 all inmates were counted as DOC custody inmates, and the resulting FY 2017 CTF ADP on this basis was 603. The Q1 FY 2018 CTF ADP was 702 inmates.

**56. What is the daily population count for juveniles in DOC custody by gender and race for CY15, CY16, and CY17.**

The daily population count for juveniles is provided below for CY 2015, CY 2016 and CY 2017:

<b>Distinct Count Of Juveniles for CY 15 - CY 17</b>	189	9	1	9	180	1	167	12
	<b>Total Juveniles</b>	<b>Female Juveniles</b>			<b>Male Juveniles</b>			
<b>Date</b>	<b>Total</b>	<b>Total</b>	<b>Other</b>	<b>Black</b>	<b>Total</b>	<b>Other</b>	<b>Black</b>	<b>Hispanic</b>
1/1/2015	13	0	0	0	13	0	9	4
1/2/2015	13	0	0	0	13	0	9	4
1/3/2015	13	0	0	0	13	0	9	4
1/4/2015	13	0	0	0	13	0	9	4
1/5/2015	13	0	0	0	13	0	9	4
1/6/2015	13	0	0	0	13	0	9	4
1/7/2015	13	0	0	0	13	0	9	4
1/8/2015	13	0	0	0	13	0	9	4
1/9/2015	14	0	0	0	14	0	10	4
1/10/2015	14	0	0	0	14	0	10	4
1/11/2015	14	0	0	0	14	0	10	4
1/12/2015	14	0	0	0	14	0	10	4
1/13/2015	14	0	0	0	14	0	10	4
1/14/2015	14	0	0	0	14	0	10	4
1/15/2015	14	0	0	0	14	0	10	4
1/16/2015	14	0	0	0	14	0	10	4
1/17/2015	14	0	0	0	14	0	10	4
1/18/2015	14	0	0	0	14	0	10	4
1/19/2015	14	0	0	0	14	0	10	4
1/20/2015	14	0	0	0	14	0	10	4
1/21/2015	13	0	0	0	13	0	9	4
1/22/2015	13	0	0	0	13	0	9	4
1/23/2015	13	0	0	0	13	0	9	4
1/24/2015	13	0	0	0	13	0	9	4
1/25/2015	13	0	0	0	13	0	9	4
1/26/2015	13	0	0	0	13	0	9	4
1/27/2015	13	0	0	0	13	0	9	4
1/28/2015	13	0	0	0	13	0	9	4
1/29/2015	13	0	0	0	13	0	9	4
1/30/2015	12	0	0	0	12	0	8	4



<b>Distinct Count Of Juveniles for CY 15 - CY 17</b>	189	9	1	9	180	1	167	12
	<b>Total Juveniles</b>	<b>Female Juveniles</b>			<b>Male Juveniles</b>			
<b>Date</b>	Total	Total	Other	Black	Total	Other	Black	Hispanic
1/31/2015	12	0	0	0	12	0	8	4
2/1/2015	12	0	0	0	12	0	8	4
2/2/2015	11	0	0	0	11	0	8	3
2/3/2015	11	0	0	0	11	0	8	3
2/4/2015	10	0	0	0	10	0	7	3
2/5/2015	10	0	0	0	10	0	7	3
2/6/2015	10	0	0	0	10	0	7	3
2/7/2015	10	0	0	0	10	0	7	3
2/8/2015	10	0	0	0	10	0	7	3
2/9/2015	10	0	0	0	10	0	7	3
2/10/2015	9	0	0	0	9	0	6	3
2/11/2015	9	0	0	0	9	0	6	3
2/12/2015	9	0	0	0	9	0	6	3
2/13/2015	10	0	0	0	10	0	7	3
2/14/2015	10	0	0	0	10	0	7	3
2/15/2015	11	0	0	0	11	0	8	3
2/16/2015	11	0	0	0	11	0	8	3
2/17/2015	11	0	0	0	11	0	8	3
2/18/2015	11	0	0	0	11	0	8	3
2/19/2015	11	0	0	0	11	0	8	3
2/20/2015	11	0	0	0	11	0	8	3
2/21/2015	11	0	0	0	11	0	8	3
2/22/2015	12	0	0	0	12	0	9	3
2/23/2015	12	0	0	0	12	0	9	3
2/24/2015	12	0	0	0	12	0	9	3
2/25/2015	11	0	0	0	11	0	8	3
2/26/2015	11	0	0	0	11	0	8	3
2/27/2015	11	0	0	0	11	0	8	3
2/28/2015	11	0	0	0	11	0	8	3

<b>Distinct Count Of Juveniles for CY 15 - CY 17</b>	189	9	1	9	180	1	167	12
	<b>Total Juveniles</b>	<b>Female Juveniles</b>			<b>Male Juveniles</b>			
<b>Date</b>	<b>Total</b>	<b>Total</b>	<b>Other</b>	<b>Black</b>	<b>Total</b>	<b>Other</b>	<b>Black</b>	<b>Hispanic</b>
3/1/2015	11	0	0	0	11	0	8	3
3/2/2015	11	0	0	0	11	0	8	3
3/3/2015	11	0	0	0	11	0	8	3
3/4/2015	11	0	0	0	11	0	8	3
3/5/2015	11	0	0	0	11	0	8	3
3/6/2015	11	0	0	0	11	0	8	3
3/7/2015	11	0	0	0	11	0	8	3
3/8/2015	11	0	0	0	11	0	8	3
3/9/2015	11	0	0	0	11	0	8	3
3/10/2015	11	0	0	0	11	0	8	3
3/11/2015	11	0	0	0	11	0	8	3
3/12/2015	11	0	0	0	11	0	8	3
3/13/2015	11	0	0	0	11	0	8	3
3/14/2015	11	0	0	0	11	0	8	3
3/15/2015	11	0	0	0	11	0	8	3
3/16/2015	11	0	0	0	11	0	8	3
3/17/2015	11	0	0	0	11	0	8	3
3/18/2015	11	0	0	0	11	0	8	3
3/19/2015	11	0	0	0	11	0	8	3
3/20/2015	11	0	0	0	11	0	8	3
3/21/2015	11	0	0	0	11	0	8	3
3/22/2015	11	0	0	0	11	0	8	3
3/23/2015	11	0	0	0	11	0	8	3
3/24/2015	11	0	0	0	11	0	8	3
3/25/2015	11	0	0	0	11	0	8	3
3/26/2015	12	0	0	0	12	0	9	3
3/27/2015	12	0	0	0	12	0	9	3
3/28/2015	12	0	0	0	12	0	9	3
3/29/2015	12	0	0	0	12	0	9	3
3/30/2015	12	0	0	0	12	0	9	3
3/31/2015	12	0	0	0	12	0	9	3
4/1/2015	12	0	0	0	12	0	9	3
4/2/2015	12	0	0	0	12	0	9	3
4/3/2015	12	0	0	0	12	0	9	3
4/4/2015	12	0	0	0	12	0	9	3
4/5/2015	12	0	0	0	12	0	9	3
4/6/2015	12	0	0	0	12	0	9	3
4/7/2015	12	0	0	0	12	0	9	3
4/8/2015	12	0	0	0	12	0	9	3
4/9/2015	12	0	0	0	12	0	9	3
4/10/2015	12	0	0	0	12	0	9	3

<b>Distinct Count Of Juveniles for CY 15 - CY 17</b>	189	9	1	9	180	1	167	12
	<b>Total Juveniles</b>	<b>Female Juveniles</b>			<b>Male Juveniles</b>			
<b>Date</b>	Total	Total	Other	Black	Total	Other	Black	Hispanic
4/11/2015	12	0	0	0	12	0	9	3
4/12/2015	12	0	0	0	12	0	9	3
4/13/2015	12	0	0	0	12	0	9	3
4/14/2015	11	0	0	0	11	0	8	3
4/15/2015	10	0	0	0	10	0	7	3
4/16/2015	12	0	0	0	12	0	9	3
4/17/2015	13	0	0	0	13	0	10	3
4/18/2015	14	0	0	0	14	0	11	3
4/19/2015	14	0	0	0	14	0	11	3
4/20/2015	14	0	0	0	14	0	11	3
4/21/2015	13	0	0	0	13	0	10	3
4/22/2015	13	0	0	0	13	0	10	3
4/23/2015	14	0	0	0	14	0	11	3
4/24/2015	13	0	0	0	13	0	10	3
4/25/2015	11	0	0	0	11	0	8	3
4/26/2015	13	0	0	0	13	0	10	3
4/27/2015	13	0	0	0	13	0	10	3
4/28/2015	13	0	0	0	13	0	10	3
4/29/2015	14	0	0	0	14	0	11	3
4/30/2015	15	0	0	0	15	0	12	3
5/1/2015	15	0	0	0	15	0	12	3
5/2/2015	17	0	0	0	17	0	14	3
5/3/2015	17	0	0	0	17	0	14	3
5/4/2015	17	0	0	0	17	0	14	3
5/5/2015	17	0	0	0	17	0	14	3
5/6/2015	17	0	0	0	17	0	14	3
5/7/2015	16	0	0	0	16	0	13	3
5/8/2015	17	0	0	0	17	0	14	3
5/9/2015	17	0	0	0	17	0	14	3
5/10/2015	17	0	0	0	17	0	14	3
5/11/2015	17	0	0	0	17	0	14	3

<b>Distinct Count Of Juveniles for CY 15 - CY 17</b>	189	9	1	9	180	1	167	12
	<b>Total Juveniles</b>	<b>Female Juveniles</b>			<b>Male Juveniles</b>			
<b>Date</b>	Total	Total	Other	Black	Total	Other	Black	Hispanic
5/12/2015	15	0	0	0	15	0	12	3
5/13/2015	15	0	0	0	15	0	12	3
5/14/2015	16	0	0	0	16	0	13	3
5/15/2015	16	0	0	0	16	0	13	3
5/16/2015	16	0	0	0	16	0	13	3
5/17/2015	16	0	0	0	16	0	13	3
5/18/2015	16	0	0	0	16	0	13	3
5/19/2015	16	0	0	0	16	0	13	3
5/20/2015	16	0	0	0	16	0	13	3
5/21/2015	16	0	0	0	16	0	13	3
5/22/2015	16	0	0	0	16	0	13	3
5/23/2015	16	0	0	0	16	0	13	3
5/24/2015	16	0	0	0	16	0	13	3
5/25/2015	16	0	0	0	16	0	13	3
5/26/2015	16	0	0	0	16	0	13	3
5/27/2015	16	0	0	0	16	0	13	3
5/28/2015	16	0	0	0	16	0	13	3
5/29/2015	16	0	0	0	16	0	13	3
5/30/2015	16	0	0	0	16	0	13	3
5/31/2015	16	0	0	0	16	0	13	3
6/1/2015	16	0	0	0	16	0	13	3
6/2/2015	16	0	0	0	16	0	13	3
6/3/2015	16	0	0	0	16	0	13	3
6/4/2015	16	0	0	0	16	0	13	3
6/5/2015	15	0	0	0	15	0	12	3
6/6/2015	15	0	0	0	15	0	12	3
6/7/2015	15	0	0	0	15	0	12	3
6/8/2015	15	0	0	0	15	0	12	3
6/9/2015	16	0	0	0	16	0	13	3
6/10/2015	17	0	0	0	17	0	14	3
6/11/2015	16	0	0	0	16	0	13	3
6/12/2015	15	0	0	0	15	0	12	3

<b>Distinct Count Of Juveniles for CY 15 - CY 17</b>	189	9	1	9	180	1	167	12
	<b>Total Juveniles</b>	<b>Female Juveniles</b>			<b>Male Juveniles</b>			
<b>Date</b>	<b>Total</b>	<b>Total</b>	<b>Other</b>	<b>Black</b>	<b>Total</b>	<b>Other</b>	<b>Black</b>	<b>Hispanic</b>
6/13/2015	15	0	0	0	15	0	12	3
6/14/2015	15	0	0	0	15	0	12	3
6/15/2015	15	0	0	0	15	0	12	3
6/16/2015	15	0	0	0	15	0	12	3
6/17/2015	15	0	0	0	15	0	12	3
6/18/2015	15	0	0	0	15	0	12	3
6/19/2015	15	0	0	0	15	0	12	3
6/20/2015	15	0	0	0	15	0	12	3
6/21/2015	15	0	0	0	15	0	12	3
6/22/2015	15	0	0	0	15	0	12	3
6/23/2015	15	0	0	0	15	0	12	3
6/24/2015	15	0	0	0	15	0	12	3
6/25/2015	15	0	0	0	15	0	12	3
6/26/2015	15	0	0	0	15	0	12	3
6/27/2015	16	0	0	0	16	0	13	3
6/28/2015	16	0	0	0	16	0	13	3
6/29/2015	16	0	0	0	16	0	13	3
6/30/2015	16	0	0	0	16	0	13	3
7/1/2015	16	0	0	0	16	0	13	3
7/2/2015	16	0	0	0	16	0	13	3
7/3/2015	17	0	0	0	17	0	14	3
7/4/2015	17	0	0	0	17	0	14	3
7/5/2015	17	0	0	0	17	0	14	3
7/6/2015	17	0	0	0	17	0	14	3
7/7/2015	18	0	0	0	18	0	14	4
7/8/2015	18	0	0	0	18	0	14	4
7/9/2015	18	0	0	0	18	0	14	4
7/10/2015	17	0	0	0	17	0	13	4
7/11/2015	17	0	0	0	17	0	13	4
7/12/2015	17	0	0	0	17	0	13	4
7/13/2015	17	0	0	0	17	0	13	4
7/14/2015	17	0	0	0	17	0	13	4
7/15/2015	16	0	0	0	16	0	13	3
7/16/2015	18	0	0	0	18	0	15	3

<b>Distinct Count Of Juveniles for CY 15 - CY 17</b>	189	9	1	9	180	1	167	12
	<b>Total Juveniles</b>	<b>Female Juveniles</b>			<b>Male Juveniles</b>			
<b>Date</b>	<b>Total</b>	<b>Total</b>	<b>Other</b>	<b>Black</b>	<b>Total</b>	<b>Other</b>	<b>Black</b>	<b>Hispanic</b>
7/17/2015	18	0	0	0	18	0	15	3
7/18/2015	18	0	0	0	18	0	15	3
7/19/2015	18	0	0	0	18	0	15	3
7/20/2015	18	0	0	0	18	0	15	3
7/21/2015	18	0	0	0	18	0	15	3
7/22/2015	18	0	0	0	18	0	15	3
7/23/2015	18	0	0	0	18	0	15	3
7/24/2015	19	0	0	0	19	0	16	3
7/25/2015	19	0	0	0	19	0	16	3
7/26/2015	19	0	0	0	19	0	16	3
7/27/2015	19	0	0	0	19	0	16	3
7/28/2015	19	0	0	0	19	0	16	3
7/29/2015	19	0	0	0	19	0	16	3
7/30/2015	20	1	0	1	19	0	16	3
7/31/2015	19	0	0	0	19	0	16	3
8/1/2015	18	0	0	0	18	0	15	3
8/2/2015	18	0	0	0	18	0	15	3
8/3/2015	18	0	0	0	18	0	15	3
8/4/2015	18	0	0	0	18	0	15	3
8/5/2015	18	0	0	0	18	0	15	3
8/6/2015	18	0	0	0	18	0	15	3
8/7/2015	18	0	0	0	18	0	15	3
8/8/2015	19	0	0	0	19	0	16	3
8/9/2015	19	0	0	0	19	0	16	3
8/10/2015	19	0	0	0	19	0	16	3
8/11/2015	22	0	0	0	22	0	19	3
8/12/2015	20	0	0	0	20	0	17	3
8/13/2015	20	0	0	0	20	0	17	3
8/14/2015	20	0	0	0	20	0	17	3
8/15/2015	20	0	0	0	20	0	17	3
8/16/2015	20	0	0	0	20	0	17	3
8/17/2015	20	0	0	0	20	0	17	3
8/18/2015	20	0	0	0	20	0	17	3
8/19/2015	19	0	0	0	19	0	16	3
8/20/2015	20	0	0	0	20	0	17	3

<b>Distinct Count Of Juveniles for CY 15 - CY 17</b>	189	9	1	9	180	1	167	12
	<b>Total Juveniles</b>	<b>Female Juveniles</b>			<b>Male Juveniles</b>			
<b>Date</b>	<b>Total</b>	<b>Total</b>	<b>Other</b>	<b>Black</b>	<b>Total</b>	<b>Other</b>	<b>Black</b>	<b>Hispanic</b>
8/21/2015	21	0	0	0	21	0	18	3
8/22/2015	21	0	0	0	21	0	18	3
8/23/2015	21	0	0	0	21	0	18	3
8/24/2015	21	0	0	0	21	0	18	3
8/25/2015	22	0	0	0	22	0	19	3
8/26/2015	21	0	0	0	21	0	18	3
8/27/2015	21	0	0	0	21	0	18	3
8/28/2015	20	0	0	0	20	0	17	3
8/29/2015	20	0	0	0	20	0	17	3
8/30/2015	20	0	0	0	20	0	17	3
8/31/2015	20	0	0	0	20	0	17	3
9/1/2015	20	0	0	0	20	0	17	3
9/2/2015	20	0	0	0	20	0	17	3
9/3/2015	21	0	0	0	21	0	18	3
9/4/2015	21	0	0	0	21	0	18	3
9/5/2015	21	0	0	0	21	0	18	3
9/6/2015	23	1	0	1	22	0	19	3
9/7/2015	23	1	0	1	22	0	19	3
9/8/2015	23	1	0	1	22	0	19	3
9/9/2015	22	1	0	1	21	0	18	3
9/10/2015	21	0	0	0	21	0	18	3
9/11/2015	23	2	0	2	21	0	18	3
9/12/2015	23	2	0	2	21	0	17	4
9/13/2015	23	2	0	2	21	0	17	4
9/14/2015	23	2	0	2	21	0	17	4
9/15/2015	21	0	0	0	21	0	17	4
9/16/2015	21	0	0	0	21	0	17	4
9/17/2015	21	0	0	0	21	0	17	4
9/18/2015	21	0	0	0	21	0	17	4
9/19/2015	22	0	0	0	22	0	18	4
9/20/2015	22	0	0	0	22	0	18	4
9/21/2015	22	0	0	0	22	0	18	4
9/22/2015	22	0	0	0	22	0	18	4
9/23/2015	22	0	0	0	22	0	18	4
9/24/2015	22	0	0	0	22	0	18	4
9/25/2015	22	0	0	0	22	0	18	4
9/26/2015	22	0	0	0	22	0	18	4
9/27/2015	24	0	0	0	24	0	20	4
9/28/2015	24	0	0	0	24	0	20	4

<b>Distinct Count Of Juveniles for CY 15 - CY 17</b>	189	9	1	9	180	1	167	12
	<b>Total Juveniles</b>	<b>Female Juveniles</b>			<b>Male Juveniles</b>			
<b>Date</b>	<b>Total</b>	<b>Total</b>	<b>Other</b>	<b>Black</b>	<b>Total</b>	<b>Other</b>	<b>Black</b>	<b>Hispanic</b>
9/29/2015	22	0	0	0	22	0	18	4
9/30/2015	22	0	0	0	22	0	18	4
10/1/2015	22	0	0	0	22	0	18	4
10/2/2015	22	0	0	0	22	0	18	4
10/3/2015	22	0	0	0	22	0	18	4
10/4/2015	22	0	0	0	22	0	18	4
10/5/2015	22	0	0	0	22	0	18	4
10/6/2015	22	0	0	0	22	0	19	3
10/7/2015	22	0	0	0	22	0	19	3
10/8/2015	23	0	0	0	23	0	20	3
10/9/2015	23	0	0	0	23	0	20	3
10/10/2015	23	0	0	0	23	0	20	3
10/11/2015	22	0	0	0	22	0	19	3
10/12/2015	22	0	0	0	22	0	19	3
10/13/2015	22	0	0	0	22	0	19	3
10/14/2015	22	0	0	0	22	0	19	3
10/15/2015	23	0	0	0	23	0	20	3
10/16/2015	24	0	0	0	24	0	21	3
10/17/2015	24	0	0	0	24	0	21	3
10/18/2015	24	0	0	0	24	0	21	3
10/19/2015	24	0	0	0	24	0	21	3
10/20/2015	23	0	0	0	23	0	20	3
10/21/2015	22	0	0	0	22	0	19	3
10/22/2015	22	0	0	0	22	0	19	3
10/23/2015	22	0	0	0	22	0	19	3
10/24/2015	22	0	0	0	22	0	19	3
10/25/2015	23	0	0	0	23	0	20	3
10/26/2015	23	0	0	0	23	0	20	3
10/27/2015	23	0	0	0	23	0	20	3
10/28/2015	24	0	0	0	24	0	21	3
10/29/2015	24	0	0	0	24	0	21	3
10/30/2015	25	0	0	0	25	0	22	3
10/31/2015	23	0	0	0	23	0	21	2
11/1/2015	23	0	0	0	23	0	21	2
11/2/2015	22	0	0	0	22	0	20	2
11/3/2015	23	0	0	0	23	0	21	2
11/4/2015	23	0	0	0	23	0	21	2
11/5/2015	23	0	0	0	23	0	21	2



<b>Distinct Count Of Juveniles for CY 15 - CY 17</b>	189	9	1	9	180	1	167	12
	<b>Total Juveniles</b>	<b>Female Juveniles</b>			<b>Male Juveniles</b>			
<b>Date</b>	<b>Total</b>	<b>Total</b>	<b>Other</b>	<b>Black</b>	<b>Total</b>	<b>Other</b>	<b>Black</b>	<b>Hispanic</b>
11/6/2015	23	0	0	0	23	0	20	3
11/7/2015	23	0	0	0	23	0	20	3
11/8/2015	25	0	0	0	25	0	22	3
11/9/2015	25	0	0	0	25	0	22	3
11/10/2015	25	0	0	0	25	0	22	3
11/11/2015	25	0	0	0	25	0	22	3
11/12/2015	26	0	0	0	26	0	23	3
11/13/2015	25	0	0	0	25	0	22	3
11/14/2015	25	0	0	0	25	0	22	3
11/15/2015	24	0	0	0	24	0	21	3
11/16/2015	24	0	0	0	24	0	21	3
11/17/2015	24	0	0	0	24	0	21	3
11/18/2015	24	0	0	0	24	0	21	3
11/19/2015	24	0	0	0	24	0	21	3
11/20/2015	24	0	0	0	24	0	21	3
11/21/2015	24	0	0	0	24	0	21	3
11/22/2015	24	0	0	0	24	0	21	3
11/23/2015	24	0	0	0	24	0	21	3
11/24/2015	28	0	0	0	28	0	23	5
11/25/2015	28	0	0	0	28	0	23	5
11/26/2015	27	0	0	0	27	0	24	3
11/27/2015	27	0	0	0	27	0	24	3
11/28/2015	27	0	0	0	27	0	24	3
11/29/2015	26	0	0	0	26	0	23	3
11/30/2015	26	0	0	0	26	0	23	3
12/1/2015	26	0	0	0	26	0	23	3
12/2/2015	26	0	0	0	26	0	23	3
12/3/2015	26	0	0	0	26	0	23	3
12/4/2015	26	0	0	0	26	0	23	3
12/5/2015	27	0	0	0	27	0	24	3
12/6/2015	26	0	0	0	26	0	23	3
12/7/2015	26	0	0	0	26	0	23	3
12/8/2015	26	0	0	0	26	0	23	3
12/9/2015	27	0	0	0	27	0	24	3
12/10/2015	27	0	0	0	27	0	24	3

<b>Distinct Count Of Juveniles for CY 15 - CY 17</b>	189	9	1	9	180	1	167	12
	<b>Total Juveniles</b>	<b>Female Juveniles</b>			<b>Male Juveniles</b>			
<b>Date</b>	<b>Total</b>	<b>Total</b>	<b>Other</b>	<b>Black</b>	<b>Total</b>	<b>Other</b>	<b>Black</b>	<b>Hispanic</b>
12/11/2015	27	0	0	0	27	0	24	3
12/12/2015	28	0	0	0	28	0	25	3
12/13/2015	28	0	0	0	28	0	25	3
12/14/2015	28	0	0	0	28	0	25	3
12/15/2015	29	0	0	0	29	0	25	4
12/16/2015	29	0	0	0	29	0	25	4
12/17/2015	30	0	0	0	30	0	26	4
12/18/2015	30	0	0	0	30	0	26	4
12/19/2015	30	0	0	0	30	0	26	4
12/20/2015	31	0	0	0	31	0	27	4
12/21/2015	31	0	0	0	31	0	27	4
12/22/2015	30	0	0	0	30	0	26	4
12/23/2015	30	0	0	0	30	0	26	4
12/24/2015	29	0	0	0	29	0	25	4
12/25/2015	29	0	0	0	29	0	25	4
12/26/2015	29	0	0	0	29	0	25	4
12/27/2015	29	0	0	0	29	0	25	4
12/28/2015	29	0	0	0	29	0	25	4
12/29/2015	32	0	0	0	32	0	27	5
12/30/2015	31	0	0	0	31	0	26	5
12/31/2015	32	0	0	0	32	0	27	5
1/1/2016	29	0	0	0	29	0	25	4
1/2/2016	29	0	0	0	29	0	25	4
1/3/2016	29	0	0	0	29	0	25	4
1/4/2016	29	0	0	0	29	0	25	4
1/5/2016	28	0	0	0	28	0	24	4
1/6/2016	29	0	0	0	29	0	25	4
1/7/2016	27	0	0	0	27	0	23	4
1/8/2016	27	0	0	0	27	0	23	4
1/9/2016	28	0	0	0	28	0	24	4
1/10/2016	29	0	0	0	29	0	25	4
1/11/2016	29	0	0	0	29	0	25	4
1/12/2016	29	0	0	0	29	0	25	4
1/13/2016	29	0	0	0	29	0	25	4
1/14/2016	29	0	0	0	29	0	25	4
1/15/2016	29	0	0	0	29	0	25	4

<b>Distinct Count Of Juveniles for CY 15 - CY 17</b>	189	9	1	9	180	1	167	12
	<b>Total Juveniles</b>	<b>Female Juveniles</b>			<b>Male Juveniles</b>			
<b>Date</b>	<b>Total</b>	<b>Total</b>	<b>Other</b>	<b>Black</b>	<b>Total</b>	<b>Other</b>	<b>Black</b>	<b>Hispanic</b>
1/16/2016	28	1	0	1	27	0	23	4
1/17/2016	29	1	0	1	28	0	24	4
1/18/2016	29	1	0	1	28	0	24	4
1/19/2016	29	1	0	1	28	0	24	4
1/20/2016	30	1	0	1	29	0	25	4
1/21/2016	30	1	0	1	29	0	25	4
1/22/2016	29	0	0	0	29	0	25	4
1/23/2016	29	0	0	0	29	0	25	4
1/24/2016	29	0	0	0	29	0	25	4
1/25/2016	28	0	0	0	28	0	24	4
1/26/2016	28	0	0	0	28	0	24	4
1/27/2016	27	0	0	0	27	0	23	4
1/28/2016	26	0	0	0	26	0	22	4
1/29/2016	26	0	0	0	26	0	22	4
1/30/2016	27	0	0	0	27	0	23	4
1/31/2016	27	0	0	0	27	0	23	4
2/1/2016	27	0	0	0	27	0	23	4
2/2/2016	27	0	0	0	27	0	23	4
2/3/2016	26	0	0	0	26	0	22	4
2/4/2016	26	0	0	0	26	0	22	4
2/5/2016	26	0	0	0	26	0	22	4
2/6/2016	28	0	0	0	28	0	23	5
2/7/2016	28	0	0	0	28	0	23	5
2/8/2016	27	0	0	0	27	0	22	5
2/9/2016	27	0	0	0	27	0	22	5
2/10/2016	27	0	0	0	27	0	22	5
2/11/2016	27	0	0	0	27	0	22	5
2/12/2016	26	0	0	0	26	0	22	4
2/13/2016	24	0	0	0	24	0	20	4
2/14/2016	24	0	0	0	24	0	20	4
2/15/2016	23	0	0	0	23	0	19	4
2/16/2016	23	0	0	0	23	0	19	4
2/17/2016	23	0	0	0	23	0	19	4
2/18/2016	24	1	1	0	23	0	19	4
2/19/2016	24	1	1	0	23	0	19	4
2/20/2016	23	0	0	0	23	0	19	4
2/21/2016	22	0	0	0	22	0	18	4
2/22/2016	22	0	0	0	22	0	18	4
2/23/2016	22	0	0	0	22	0	18	4
2/24/2016	22	0	0	0	22	0	18	4

<b>Distinct Count Of Juveniles for CY 15 - CY 17</b>	189	9	1	9	180	1	167	12
	<b>Total Juveniles</b>	<b>Female Juveniles</b>			<b>Male Juveniles</b>			
<b>Date</b>	<b>Total</b>	<b>Total</b>	<b>Other</b>	<b>Black</b>	<b>Total</b>	<b>Other</b>	<b>Black</b>	<b>Hispanic</b>
2/25/2016	23	0	0	0	23	0	19	4
2/26/2016	22	0	0	0	22	0	18	4
2/27/2016	22	0	0	0	22	0	18	4
2/28/2016	22	0	0	0	22	0	18	4
2/29/2016	22	0	0	0	22	0	18	4
3/1/2016	23	0	0	0	23	0	19	4
3/2/2016	23	0	0	0	23	0	19	4
3/3/2016	24	0	0	0	24	0	20	4
3/4/2016	22	0	0	0	22	0	18	4
3/5/2016	22	0	0	0	22	0	18	4
3/6/2016	22	0	0	0	22	0	18	4
3/7/2016	22	0	0	0	22	0	18	4
3/8/2016	22	0	0	0	22	0	18	4
3/9/2016	22	0	0	0	22	0	18	4
3/10/2016	23	0	0	0	23	0	19	4
3/11/2016	24	0	0	0	24	0	20	4
3/12/2016	23	0	0	0	23	0	19	4
3/13/2016	23	0	0	0	23	0	19	4
3/14/2016	23	0	0	0	23	0	19	4
3/15/2016	23	0	0	0	23	0	19	4
3/16/2016	24	0	0	0	24	0	20	4
3/17/2016	23	0	0	0	23	0	19	4
3/18/2016	23	0	0	0	23	0	19	4
3/19/2016	22	0	0	0	22	0	18	4
3/20/2016	23	0	0	0	23	0	19	4
3/21/2016	23	0	0	0	23	0	19	4
3/22/2016	24	0	0	0	24	0	20	4
3/23/2016	23	0	0	0	23	0	19	4
3/24/2016	22	0	0	0	22	0	18	4
3/25/2016	22	0	0	0	22	0	18	4
3/26/2016	24	0	0	0	24	0	20	4
3/27/2016	24	0	0	0	24	0	20	4
3/28/2016	24	0	0	0	24	0	20	4
3/29/2016	22	0	0	0	22	0	18	4
3/30/2016	23	0	0	0	23	0	19	4
3/31/2016	23	0	0	0	23	0	19	4
4/1/2016	23	0	0	0	23	0	19	4
4/2/2016	23	0	0	0	23	0	19	4

<b>Distinct Count Of Juveniles for CY 15 - CY 17</b>	189	9	1	9	180	1	167	12
	<b>Total Juveniles</b>	<b>Female Juveniles</b>			<b>Male Juveniles</b>			
<b>Date</b>	<b>Total</b>	<b>Total</b>	<b>Other</b>	<b>Black</b>	<b>Total</b>	<b>Other</b>	<b>Black</b>	<b>Hispanic</b>
4/3/2016	23	0	0	0	23	0	19	4
4/4/2016	23	0	0	0	23	0	19	4
4/5/2016	22	0	0	0	22	0	18	4
4/6/2016	21	0	0	0	21	0	17	4
4/7/2016	20	0	0	0	20	0	16	4
4/8/2016	20	0	0	0	20	0	16	4
4/9/2016	19	0	0	0	19	0	15	4
4/10/2016	19	0	0	0	19	0	15	4
4/11/2016	19	0	0	0	19	0	15	4
4/12/2016	20	0	0	0	20	0	16	4
4/13/2016	19	0	0	0	19	0	15	4
4/14/2016	21	0	0	0	21	0	17	4
4/15/2016	22	1	0	1	21	0	17	4
4/16/2016	20	0	0	0	20	0	16	4
4/17/2016	21	0	0	0	21	0	17	4
4/18/2016	21	0	0	0	21	0	17	4
4/19/2016	21	0	0	0	21	0	17	4
4/20/2016	22	0	0	0	22	0	18	4
4/21/2016	22	0	0	0	22	0	18	4
4/22/2016	23	0	0	0	23	0	19	4
4/23/2016	23	0	0	0	23	0	19	4
4/24/2016	24	0	0	0	24	0	20	4
4/25/2016	24	0	0	0	24	0	20	4
4/26/2016	22	0	0	0	22	0	18	4
4/27/2016	22	0	0	0	22	0	18	4
4/28/2016	22	0	0	0	22	0	18	4
4/29/2016	22	0	0	0	22	0	18	4
4/30/2016	22	0	0	0	22	0	18	4
5/1/2016	22	0	0	0	22	0	18	4
5/2/2016	22	0	0	0	22	0	18	4
5/3/2016	22	0	0	0	22	0	18	4
5/4/2016	22	0	0	0	22	0	18	4
5/5/2016	22	0	0	0	22	0	18	4
5/6/2016	22	0	0	0	22	0	18	4
5/7/2016	22	0	0	0	22	0	18	4
5/8/2016	22	0	0	0	22	0	18	4
5/9/2016	22	0	0	0	22	0	18	4
5/10/2016	22	0	0	0	22	0	18	4
5/11/2016	22	0	0	0	22	0	18	4
5/12/2016	22	0	0	0	22	0	18	4

<b>Distinct Count Of Juveniles for CY 15 - CY 17</b>	189	9	1	9	180	1	167	12
	<b>Total Juveniles</b>	<b>Female Juveniles</b>			<b>Male Juveniles</b>			
<b>Date</b>	<b>Total</b>	<b>Total</b>	<b>Other</b>	<b>Black</b>	<b>Total</b>	<b>Other</b>	<b>Black</b>	<b>Hispanic</b>
5/13/2016	22	0	0	0	22	0	18	4
5/14/2016	22	0	0	0	22	0	18	4
5/15/2016	22	0	0	0	22	0	18	4
5/16/2016	22	0	0	0	22	0	18	4
5/17/2016	21	0	0	0	21	0	17	4
5/18/2016	21	0	0	0	21	0	17	4
5/19/2016	21	0	0	0	21	0	17	4
5/20/2016	20	0	0	0	20	0	17	3
5/21/2016	21	0	0	0	21	0	18	3
5/22/2016	21	0	0	0	21	0	18	3
5/23/2016	21	0	0	0	21	0	18	3
5/24/2016	21	0	0	0	21	0	18	3
5/25/2016	20	0	0	0	20	0	18	2
5/26/2016	20	0	0	0	20	0	18	2
5/27/2016	21	0	0	0	21	0	19	2
5/28/2016	19	0	0	0	19	0	17	2
5/29/2016	19	0	0	0	19	0	17	2
5/30/2016	19	0	0	0	19	0	17	2
5/31/2016	19	0	0	0	19	0	17	2
6/1/2016	19	0	0	0	19	0	17	2
6/2/2016	19	0	0	0	19	0	17	2
6/3/2016	20	0	0	0	20	0	18	2
6/4/2016	20	0	0	0	20	0	18	2
6/5/2016	20	0	0	0	20	0	18	2
6/6/2016	20	0	0	0	20	0	18	2
6/7/2016	20	0	0	0	20	0	18	2
6/8/2016	20	0	0	0	20	0	18	2
6/9/2016	21	0	0	0	21	0	19	2
6/10/2016	22	0	0	0	22	0	20	2
6/11/2016	22	0	0	0	22	0	20	2
6/12/2016	22	0	0	0	22	0	20	2
6/13/2016	22	0	0	0	22	0	20	2
6/14/2016	22	0	0	0	22	0	20	2
6/15/2016	22	0	0	0	22	0	20	2
6/16/2016	23	0	0	0	23	0	21	2
6/17/2016	22	0	0	0	22	0	20	2
6/18/2016	23	0	0	0	23	0	21	2
6/19/2016	23	0	0	0	23	0	21	2
6/20/2016	23	0	0	0	23	0	21	2
6/21/2016	23	0	0	0	23	0	21	2
6/22/2016	23	0	0	0	23	0	21	2
6/23/2016	23	0	0	0	23	0	21	2

<b>Distinct Count Of Juveniles for CY 15 - CY 17</b>	189	9	1	9	180	1	167	12
	<b>Total Juveniles</b>	<b>Female Juveniles</b>			<b>Male Juveniles</b>			
<b>Date</b>	<b>Total</b>	<b>Total</b>	<b>Other</b>	<b>Black</b>	<b>Total</b>	<b>Other</b>	<b>Black</b>	<b>Hispanic</b>
6/24/2016	23	0	0	0	23	0	21	2
6/25/2016	24	0	0	0	24	0	22	2
6/26/2016	24	0	0	0	24	0	22	2
6/27/2016	24	0	0	0	24	0	22	2
6/28/2016	24	0	0	0	24	0	22	2
6/29/2016	25	0	0	0	25	0	23	2
6/30/2016	25	0	0	0	25	0	23	2
7/1/2016	26	0	0	0	26	0	24	2
7/2/2016	26	0	0	0	26	0	24	2
7/3/2016	26	0	0	0	26	0	24	2
7/4/2016	26	0	0	0	26	0	24	2
7/5/2016	26	0	0	0	26	0	24	2
7/6/2016	25	0	0	0	25	0	23	2
7/7/2016	25	0	0	0	25	0	23	2
7/8/2016	27	0	0	0	27	0	25	2
7/9/2016	28	0	0	0	28	0	26	2
7/10/2016	29	0	0	0	29	1	26	2
7/11/2016	29	0	0	0	29	1	26	2
7/12/2016	28	0	0	0	28	0	26	2
7/13/2016	28	0	0	0	28	0	26	2
7/14/2016	28	0	0	0	28	0	26	2
7/15/2016	26	0	0	0	26	0	24	2
7/16/2016	26	0	0	0	26	0	24	2
7/17/2016	26	0	0	0	26	0	24	2
7/18/2016	26	0	0	0	26	0	24	2
7/19/2016	26	0	0	0	26	0	24	2
7/20/2016	26	0	0	0	26	0	24	2
7/21/2016	26	0	0	0	26	0	24	2
7/22/2016	24	0	0	0	24	0	23	1
7/23/2016	25	1	0	1	24	0	23	1
7/24/2016	25	1	0	1	24	0	23	1
7/25/2016	25	1	0	1	24	0	23	1
7/26/2016	25	0	0	0	25	0	24	1
7/27/2016	24	0	0	0	24	0	23	1
7/28/2016	24	0	0	0	24	0	23	1
7/29/2016	24	0	0	0	24	0	23	1
7/30/2016	24	0	0	0	24	0	23	1

<b>Distinct Count Of Juveniles for CY 15 - CY 17</b>	189	9	1	9	180	1	167	12
	<b>Total Juveniles</b>	<b>Female Juveniles</b>			<b>Male Juveniles</b>			
<b>Date</b>	<b>Total</b>	<b>Total</b>	<b>Other</b>	<b>Black</b>	<b>Total</b>	<b>Other</b>	<b>Black</b>	<b>Hispanic</b>
7/31/2016	24	0	0	0	24	0	23	1
8/1/2016	24	0	0	0	24	0	23	1
8/2/2016	25	0	0	0	25	0	24	1
8/3/2016	25	0	0	0	25	0	24	1
8/4/2016	24	0	0	0	24	0	23	1
8/5/2016	24	0	0	0	24	0	23	1
8/6/2016	24	0	0	0	24	0	23	1
8/7/2016	23	0	0	0	23	0	22	1
8/8/2016	23	0	0	0	23	0	22	1
8/9/2016	22	0	0	0	22	0	21	1
8/10/2016	23	0	0	0	23	0	22	1
8/11/2016	22	0	0	0	22	0	21	1
8/12/2016	22	0	0	0	22	0	21	1
8/13/2016	22	0	0	0	22	0	21	1
8/14/2016	22	0	0	0	22	0	21	1
8/15/2016	22	0	0	0	22	0	21	1
8/16/2016	22	0	0	0	22	0	21	1
8/17/2016	22	0	0	0	22	0	21	1
8/18/2016	22	0	0	0	22	0	21	1
8/19/2016	23	0	0	0	23	0	22	1
8/20/2016	23	0	0	0	23	0	22	1
8/21/2016	23	0	0	0	23	0	22	1
8/22/2016	23	0	0	0	23	0	22	1
8/23/2016	23	0	0	0	23	0	22	1
8/24/2016	23	0	0	0	23	0	22	1
8/25/2016	24	0	0	0	24	0	23	1
8/26/2016	24	0	0	0	24	0	23	1
8/27/2016	23	0	0	0	23	0	22	1
8/28/2016	23	0	0	0	23	0	22	1
8/29/2016	23	0	0	0	23	0	22	1
8/30/2016	23	0	0	0	23	0	22	1
8/31/2016	23	0	0	0	23	0	22	1
9/1/2016	23	0	0	0	23	0	22	1
9/2/2016	23	0	0	0	23	0	22	1
9/3/2016	25	0	0	0	25	0	23	2
9/4/2016	25	0	0	0	25	0	23	2
9/5/2016	25	0	0	0	25	0	23	2



<b>Distinct Count Of Juveniles for CY 15 - CY 17</b>	189	9	1	9	180	1	167	12
	<b>Total Juveniles</b>	<b>Female Juveniles</b>			<b>Male Juveniles</b>			
<b>Date</b>	<b>Total</b>	<b>Total</b>	<b>Other</b>	<b>Black</b>	<b>Total</b>	<b>Other</b>	<b>Black</b>	<b>Hispanic</b>
9/6/2016	24	0	0	0	24	0	22	2
9/7/2016	24	0	0	0	24	0	22	2
9/8/2016	25	0	0	0	25	0	23	2
9/9/2016	24	0	0	0	24	0	23	1
9/10/2016	25	0	0	0	25	0	24	1
9/11/2016	25	0	0	0	25	0	24	1
9/12/2016	25	0	0	0	25	0	24	1
9/13/2016	25	0	0	0	25	0	24	1
9/14/2016	25	0	0	0	25	0	24	1
9/15/2016	25	0	0	0	25	0	24	1
9/16/2016	25	0	0	0	25	0	24	1
9/17/2016	25	0	0	0	25	0	24	1
9/18/2016	25	0	0	0	25	0	24	1
9/19/2016	25	0	0	0	25	0	24	1
9/20/2016	25	0	0	0	25	0	24	1
9/21/2016	24	0	0	0	24	0	23	1
9/22/2016	24	0	0	0	24	0	23	1
9/23/2016	24	0	0	0	24	0	23	1
9/24/2016	24	0	0	0	24	0	23	1
9/25/2016	24	0	0	0	24	0	23	1
9/26/2016	24	0	0	0	24	0	23	1
9/27/2016	24	0	0	0	24	0	23	1
9/28/2016	24	0	0	0	24	0	23	1
9/29/2016	23	0	0	0	23	0	22	1
9/30/2016	23	0	0	0	23	0	22	1
10/1/2016	23	0	0	0	23	0	22	1
10/2/2016	23	0	0	0	23	0	22	1
10/3/2016	23	0	0	0	23	0	22	1
10/4/2016	24	0	0	0	24	0	22	2
10/5/2016	24	0	0	0	24	0	22	2
10/6/2016	23	0	0	0	23	0	21	2
10/7/2016	25	0	0	0	25	0	24	1
10/8/2016	24	0	0	0	24	0	23	1
10/9/2016	24	0	0	0	24	0	23	1

<b>Distinct Count Of Juveniles for CY 15 - CY 17</b>	189	9	1	9	180	1	167	12
	<b>Total Juveniles</b>	<b>Female Juveniles</b>			<b>Male Juveniles</b>			
<b>Date</b>	<b>Total</b>	<b>Total</b>	<b>Other</b>	<b>Black</b>	<b>Total</b>	<b>Other</b>	<b>Black</b>	<b>Hispanic</b>
10/10/2016	24	0	0	0	24	0	23	1
10/11/2016	24	0	0	0	24	0	23	1
10/12/2016	24	0	0	0	24	0	23	1
10/13/2016	24	0	0	0	24	0	23	1
10/14/2016	24	0	0	0	24	0	23	1
10/15/2016	23	0	0	0	23	0	22	1
10/16/2016	23	0	0	0	23	0	22	1
10/17/2016	23	0	0	0	23	0	22	1
10/18/2016	25	0	0	0	25	0	24	1
10/19/2016	25	0	0	0	25	0	24	1
10/20/2016	25	0	0	0	25	0	24	1
10/21/2016	25	0	0	0	25	0	24	1
10/22/2016	26	0	0	0	26	0	25	1
10/23/2016	25	0	0	0	25	0	24	1
10/24/2016	25	0	0	0	25	0	24	1
10/25/2016	25	0	0	0	25	0	24	1
10/26/2016	25	0	0	0	25	0	24	1
10/27/2016	25	0	0	0	25	0	24	1
10/28/2016	25	0	0	0	25	0	24	1
10/29/2016	24	0	0	0	24	0	23	1
10/30/2016	24	0	0	0	24	0	23	1
10/31/2016	24	0	0	0	24	0	23	1
11/1/2016	24	0	0	0	24	0	23	1
11/2/2016	22	0	0	0	22	0	21	1
11/3/2016	22	0	0	0	22	0	21	1
11/4/2016	23	0	0	0	23	0	22	1
11/5/2016	22	0	0	0	22	0	21	1
11/6/2016	22	0	0	0	22	0	21	1
11/7/2016	22	0	0	0	22	0	21	1
11/8/2016	22	0	0	0	22	0	21	1
11/9/2016	21	0	0	0	21	0	20	1
11/10/2016	22	0	0	0	22	0	21	1
11/11/2016	22	0	0	0	22	0	21	1

<b>Distinct Count Of Juveniles for CY 15 - CY 17</b>	189	9	1	9	180	1	167	12
	<b>Total Juveniles</b>	<b>Female Juveniles</b>			<b>Male Juveniles</b>			
<b>Date</b>	<b>Total</b>	<b>Total</b>	<b>Other</b>	<b>Black</b>	<b>Total</b>	<b>Other</b>	<b>Black</b>	<b>Hispanic</b>
11/12/2016	22	0	0	0	22	0	21	1
11/13/2016	22	0	0	0	22	0	21	1
11/14/2016	22	0	0	0	22	0	21	1
11/15/2016	23	0	0	0	23	0	22	1
11/16/2016	23	0	0	0	23	0	22	1
11/17/2016	23	0	0	0	23	0	22	1
11/18/2016	24	0	0	0	24	0	22	2
11/19/2016	24	0	0	0	24	0	23	1
11/20/2016	24	0	0	0	24	0	23	1
11/21/2016	24	0	0	0	24	0	23	1
11/22/2016	24	0	0	0	24	0	23	1
11/23/2016	24	0	0	0	24	0	23	1
11/24/2016	24	0	0	0	24	0	23	1
11/25/2016	24	0	0	0	24	0	23	1
11/26/2016	24	0	0	0	24	0	23	1
11/27/2016	24	0	0	0	24	0	23	1
11/28/2016	24	0	0	0	24	0	23	1
11/29/2016	25	0	0	0	25	0	24	1
11/30/2016	25	0	0	0	25	0	24	1
12/1/2016	25	0	0	0	25	0	24	1
12/2/2016	26	0	0	0	26	0	25	1
12/3/2016	26	0	0	0	26	0	25	1
12/4/2016	26	0	0	0	26	0	25	1
12/5/2016	26	0	0	0	26	0	25	1
12/6/2016	27	0	0	0	27	0	26	1
12/7/2016	28	0	0	0	28	0	27	1
12/8/2016	28	0	0	0	28	0	27	1
12/9/2016	29	0	0	0	29	0	28	1
12/10/2016	29	0	0	0	29	0	28	1
12/11/2016	28	0	0	0	28	0	27	1
12/12/2016	28	0	0	0	28	0	27	1
12/13/2016	28	0	0	0	28	0	27	1
12/14/2016	28	0	0	0	28	0	27	1
12/15/2016	24	0	0	0	24	0	23	1
12/16/2016	24	0	0	0	24	0	23	1
12/17/2016	25	0	0	0	25	0	24	1
12/18/2016	25	0	0	0	25	0	24	1

<b>Distinct Count Of Juveniles for CY 15 - CY 17</b>	189	9	1	9	180	1	167	12
	<b>Total Juveniles</b>	<b>Female Juveniles</b>			<b>Male Juveniles</b>			
<b>Date</b>	<b>Total</b>	<b>Total</b>	<b>Other</b>	<b>Black</b>	<b>Total</b>	<b>Other</b>	<b>Black</b>	<b>Hispanic</b>
12/19/2016	25	0	0	0	25	0	24	1
12/20/2016	25	0	0	0	25	0	24	1
12/21/2016	24	0	0	0	24	0	23	1
12/22/2016	24	0	0	0	24	0	23	1
12/23/2016	24	0	0	0	24	0	23	1
12/24/2016	24	0	0	0	24	0	23	1
12/25/2016	25	0	0	0	25	0	24	1
12/26/2016	25	0	0	0	25	0	24	1
12/27/2016	25	0	0	0	25	0	24	1
12/28/2016	24	0	0	0	24	0	23	1
12/29/2016	24	1	0	1	23	0	22	1
12/30/2016	24	1	0	1	23	0	22	1
12/31/2016	24	1	0	1	23	0	22	1
1/1/2017	24	1	0	1	23	0	22	1
1/2/2017	24	1	0	1	23	0	22	1
1/3/2017	23	0	0	0	23	0	22	1
1/4/2017	23	0	0	0	23	0	22	1
1/5/2017	22	0	0	0	22	0	21	1
1/6/2017	22	0	0	0	22	0	21	1
1/7/2017	22	0	0	0	22	0	21	1
1/8/2017	21	0	0	0	21	0	20	1
1/9/2017	21	0	0	0	21	0	20	1
1/10/2017	21	0	0	0	21	0	20	1
1/11/2017	21	0	0	0	21	0	20	1
1/12/2017	21	0	0	0	21	0	20	1
1/13/2017	21	0	0	0	21	0	20	1
1/14/2017	22	0	0	0	22	0	21	1
1/15/2017	22	0	0	0	22	0	21	1
1/16/2017	22	0	0	0	22	0	21	1
1/17/2017	22	0	0	0	22	0	21	1
1/18/2017	22	0	0	0	22	0	21	1
1/19/2017	21	0	0	0	21	0	20	1
1/20/2017	21	0	0	0	21	0	20	1
1/21/2017	21	0	0	0	21	0	20	1
1/22/2017	21	0	0	0	21	0	20	1
1/23/2017	21	0	0	0	21	0	20	1
1/24/2017	21	0	0	0	21	0	20	1

<b>Distinct Count Of Juveniles for CY 15 - CY 17</b>	189	9	1	9	180	1	167	12
	<b>Total Juveniles</b>	<b>Female Juveniles</b>			<b>Male Juveniles</b>			
<b>Date</b>	<b>Total</b>	<b>Total</b>	<b>Other</b>	<b>Black</b>	<b>Total</b>	<b>Other</b>	<b>Black</b>	<b>Hispanic</b>
1/25/2017	21	0	0	0	21	0	20	1
1/26/2017	21	0	0	0	21	0	20	1
1/27/2017	21	0	0	0	21	0	20	1
1/28/2017	22	0	0	0	22	0	21	1
1/29/2017	24	0	0	0	24	0	23	1
1/30/2017	24	0	0	0	24	0	23	1
1/31/2017	25	0	0	0	25	0	24	1
2/1/2017	25	0	0	0	25	0	24	1
2/2/2017	25	0	0	0	25	0	24	1
2/3/2017	25	0	0	0	25	0	24	1
2/4/2017	26	0	0	0	26	0	25	1
2/5/2017	26	0	0	0	26	0	25	1
2/6/2017	26	0	0	0	26	0	25	1
2/7/2017	26	0	0	0	26	0	25	1
2/8/2017	26	0	0	0	26	0	25	1
2/9/2017	26	0	0	0	26	0	25	1
2/10/2017	26	0	0	0	26	0	25	1
2/11/2017	26	0	0	0	26	0	25	1
2/12/2017	26	0	0	0	26	0	25	1
2/13/2017	26	0	0	0	26	0	25	1
2/14/2017	26	0	0	0	26	0	25	1
2/15/2017	26	0	0	0	26	0	25	1
2/16/2017	25	0	0	0	25	0	24	1
2/17/2017	24	0	0	0	24	0	23	1
2/18/2017	24	0	0	0	24	0	23	1
2/19/2017	24	0	0	0	24	0	23	1
2/20/2017	24	0	0	0	24	0	23	1
2/21/2017	24	0	0	0	24	0	23	1
2/22/2017	23	0	0	0	23	0	22	1
2/23/2017	23	0	0	0	23	0	22	1
2/24/2017	23	0	0	0	23	0	22	1
2/25/2017	23	0	0	0	23	0	22	1
2/26/2017	23	0	0	0	23	0	22	1
2/27/2017	23	0	0	0	23	0	22	1
2/28/2017	22	0	0	0	22	0	21	1
3/1/2017	22	0	0	0	22	0	21	1
3/2/2017	22	0	0	0	22	0	21	1

<b>Distinct Count Of Juveniles for CY 15 - CY 17</b>	189	9	1	9	180	1	167	12
	<b>Total Juveniles</b>	<b>Female Juveniles</b>			<b>Male Juveniles</b>			
<b>Date</b>	<b>Total</b>	<b>Total</b>	<b>Other</b>	<b>Black</b>	<b>Total</b>	<b>Other</b>	<b>Black</b>	<b>Hispanic</b>
3/3/2017	22	0	0	0	22	0	21	1
3/4/2017	22	0	0	0	22	0	21	1
3/5/2017	22	0	0	0	22	0	21	1
3/6/2017	22	0	0	0	22	0	21	1
3/7/2017	22	0	0	0	22	0	21	1
3/8/2017	22	0	0	0	22	0	21	1
3/9/2017	22	0	0	0	22	0	21	1
3/10/2017	22	0	0	0	22	0	21	1
3/11/2017	22	0	0	0	22	0	21	1
3/12/2017	22	0	0	0	22	0	21	1
3/13/2017	22	0	0	0	22	0	21	1
3/14/2017	22	0	0	0	22	0	21	1
3/15/2017	23	0	0	0	23	0	22	1
3/16/2017	24	0	0	0	24	0	23	1
3/17/2017	23	0	0	0	23	0	22	1
3/18/2017	22	0	0	0	22	0	21	1
3/19/2017	22	0	0	0	22	0	21	1
3/20/2017	22	0	0	0	22	0	21	1
3/21/2017	22	0	0	0	22	0	21	1
3/22/2017	22	0	0	0	22	0	21	1
3/23/2017	22	0	0	0	22	0	21	1
3/24/2017	22	0	0	0	22	0	21	1
3/25/2017	21	0	0	0	21	0	20	1
3/26/2017	21	0	0	0	21	0	20	1
3/27/2017	21	0	0	0	21	0	20	1
3/28/2017	21	0	0	0	21	0	20	1
3/29/2017	21	0	0	0	21	0	20	1
3/30/2017	21	0	0	0	21	0	20	1
3/31/2017	19	0	0	0	19	0	18	1
4/1/2017	19	0	0	0	19	0	18	1
4/2/2017	19	0	0	0	19	0	18	1
4/3/2017	19	0	0	0	19	0	18	1
4/4/2017	17	0	0	0	17	0	16	1
4/5/2017	17	0	0	0	17	0	16	1
4/6/2017	17	0	0	0	17	0	16	1
4/7/2017	18	0	0	0	18	0	17	1

<b>Distinct Count Of Juveniles for CY 15 - CY 17</b>	189	9	1	9	180	1	167	12
	<b>Total Juveniles</b>	<b>Female Juveniles</b>			<b>Male Juveniles</b>			
<b>Date</b>	<b>Total</b>	<b>Total</b>	<b>Other</b>	<b>Black</b>	<b>Total</b>	<b>Other</b>	<b>Black</b>	<b>Hispanic</b>
4/8/2017	18	0	0	0	18	0	17	1
4/9/2017	18	0	0	0	18	0	17	1
4/10/2017	18	0	0	0	18	0	17	1
4/11/2017	18	0	0	0	18	0	17	1
4/12/2017	17	0	0	0	17	0	16	1
4/13/2017	16	0	0	0	16	0	15	1
4/14/2017	17	0	0	0	17	0	16	1
4/15/2017	16	0	0	0	16	0	15	1
4/16/2017	18	0	0	0	18	0	17	1
4/17/2017	16	0	0	0	16	0	15	1
4/18/2017	16	0	0	0	16	0	15	1
4/19/2017	17	0	0	0	17	0	16	1
4/20/2017	19	0	0	0	19	0	18	1
4/21/2017	19	0	0	0	19	0	18	1
4/22/2017	19	0	0	0	19	0	18	1
4/23/2017	19	0	0	0	19	0	18	1
4/24/2017	19	0	0	0	19	0	18	1
4/25/2017	18	0	0	0	18	0	17	1
4/26/2017	18	0	0	0	18	0	17	1
4/27/2017	18	0	0	0	18	0	17	1
4/28/2017	18	0	0	0	18	0	17	1
4/29/2017	18	0	0	0	18	0	17	1
4/30/2017	18	0	0	0	18	0	17	1
5/1/2017	18	0	0	0	18	0	17	1
5/2/2017	19	0	0	0	19	0	18	1
5/3/2017	19	0	0	0	19	0	18	1
5/4/2017	19	0	0	0	19	0	18	1
5/5/2017	18	0	0	0	18	0	17	1
5/6/2017	18	0	0	0	18	0	17	1
5/7/2017	18	0	0	0	18	0	17	1
5/8/2017	18	0	0	0	18	0	17	1
5/9/2017	18	0	0	0	18	0	17	1
5/10/2017	18	0	0	0	18	0	17	1
5/11/2017	18	0	0	0	18	0	17	1
5/12/2017	18	0	0	0	18	0	17	1
5/13/2017	17	0	0	0	17	0	16	1
5/14/2017	17	0	0	0	17	0	16	1

<b>Distinct Count Of Juveniles for CY 15 - CY 17</b>	189	9	1	9	180	1	167	12
	<b>Total Juveniles</b>	<b>Female Juveniles</b>			<b>Male Juveniles</b>			
<b>Date</b>	<b>Total</b>	<b>Total</b>	<b>Other</b>	<b>Black</b>	<b>Total</b>	<b>Other</b>	<b>Black</b>	<b>Hispanic</b>
5/15/2017	17	0	0	0	17	0	16	1
5/16/2017	18	0	0	0	18	0	17	1
5/17/2017	18	0	0	0	18	0	17	1
5/18/2017	18	0	0	0	18	0	17	1
5/19/2017	18	0	0	0	18	0	17	1
5/20/2017	18	0	0	0	18	0	17	1
5/21/2017	18	0	0	0	18	0	17	1
5/22/2017	18	0	0	0	18	0	17	1
5/23/2017	17	0	0	0	17	0	16	1
5/24/2017	17	0	0	0	17	0	16	1
5/25/2017	17	0	0	0	17	0	16	1
5/26/2017	17	0	0	0	17	0	16	1
5/27/2017	17	0	0	0	17	0	16	1
5/28/2017	17	0	0	0	17	0	16	1
5/29/2017	17	0	0	0	17	0	16	1
5/30/2017	18	0	0	0	18	0	17	1
5/31/2017	18	0	0	0	18	0	17	1
6/1/2017	16	0	0	0	16	0	15	1
6/2/2017	17	0	0	0	17	0	16	1
6/3/2017	16	0	0	0	16	0	15	1
6/4/2017	16	0	0	0	16	0	15	1
6/5/2017	16	0	0	0	16	0	15	1
6/6/2017	15	0	0	0	15	0	14	1
6/7/2017	15	0	0	0	15	0	14	1
6/8/2017	15	0	0	0	15	0	14	1
6/9/2017	15	0	0	0	15	0	14	1
6/10/2017	14	0	0	0	14	0	13	1
6/11/2017	15	0	0	0	15	0	14	1
6/12/2017	15	0	0	0	15	0	14	1
6/13/2017	15	0	0	0	15	0	14	1
6/14/2017	15	0	0	0	15	0	14	1
6/15/2017	15	0	0	0	15	0	14	1
6/16/2017	15	0	0	0	15	0	14	1
6/17/2017	15	0	0	0	15	0	14	1
6/18/2017	15	0	0	0	15	0	14	1
6/19/2017	15	0	0	0	15	0	14	1
6/20/2017	16	0	0	0	16	0	15	1
6/21/2017	16	0	0	0	16	0	15	1
6/22/2017	16	0	0	0	16	0	15	1
6/23/2017	16	0	0	0	16	0	15	1



<b>Distinct Count Of Juveniles for CY 15 - CY 17</b>	189	9	1	9	180	1	167	12
	<b>Total Juveniles</b>	<b>Female Juveniles</b>			<b>Male Juveniles</b>			
<b>Date</b>	<b>Total</b>	<b>Total</b>	<b>Other</b>	<b>Black</b>	<b>Total</b>	<b>Other</b>	<b>Black</b>	<b>Hispanic</b>
6/24/2017	16	0	0	0	16	0	15	1
6/25/2017	16	0	0	0	16	0	15	1
6/26/2017	16	0	0	0	16	0	15	1
6/27/2017	17	0	0	0	17	0	16	1
6/28/2017	17	0	0	0	17	0	16	1
6/29/2017	17	0	0	0	17	0	16	1
6/30/2017	17	0	0	0	17	0	16	1
7/1/2017	17	0	0	0	17	0	16	1
7/2/2017	17	0	0	0	17	0	16	1
7/3/2017	17	0	0	0	17	0	16	1
7/4/2017	18	0	0	0	18	0	17	1
7/5/2017	18	0	0	0	18	0	17	1
7/6/2017	18	0	0	0	18	0	17	1
7/7/2017	19	0	0	0	19	0	18	1
7/8/2017	19	0	0	0	19	0	18	1
7/9/2017	19	0	0	0	19	0	18	1
7/10/2017	19	0	0	0	19	0	18	1
7/11/2017	20	0	0	0	20	0	19	1
7/12/2017	20	0	0	0	20	0	19	1
7/13/2017	20	0	0	0	20	0	19	1
7/14/2017	20	0	0	0	20	0	19	1
7/15/2017	21	0	0	0	21	0	20	1
7/16/2017	21	0	0	0	21	0	20	1
7/17/2017	21	0	0	0	21	0	20	1
7/18/2017	21	0	0	0	21	0	20	1
7/19/2017	21	0	0	0	21	0	20	1
7/20/2017	21	0	0	0	21	0	20	1
7/21/2017	21	0	0	0	21	0	20	1
7/22/2017	23	0	0	0	23	0	22	1
7/23/2017	23	0	0	0	23	0	22	1
7/24/2017	23	0	0	0	23	0	22	1
7/25/2017	25	0	0	0	25	0	24	1
7/26/2017	25	0	0	0	25	0	24	1
7/27/2017	25	0	0	0	25	0	24	1
7/28/2017	24	0	0	0	24	0	23	1
7/29/2017	24	0	0	0	24	0	23	1
7/30/2017	24	0	0	0	24	0	23	1
7/31/2017	24	0	0	0	24	0	23	1
8/1/2017	24	0	0	0	24	0	23	1

<b>Distinct Count Of Juveniles for CY 15 - CY 17</b>	189	9	1	9	180	1	167	12
	<b>Total Juveniles</b>	<b>Female Juveniles</b>			<b>Male Juveniles</b>			
<b>Date</b>	<b>Total</b>	<b>Total</b>	<b>Other</b>	<b>Black</b>	<b>Total</b>	<b>Other</b>	<b>Black</b>	<b>Hispanic</b>
8/2/2017	23	0	0	0	23	0	22	1
8/3/2017	23	0	0	0	23	0	22	1
8/4/2017	23	0	0	0	23	0	22	1
8/5/2017	23	0	0	0	23	0	22	1
8/6/2017	23	0	0	0	23	0	22	1
8/7/2017	23	0	0	0	23	0	22	1
8/8/2017	23	0	0	0	23	0	22	1
8/9/2017	23	0	0	0	23	0	22	1
8/10/2017	22	0	0	0	22	0	21	1
8/11/2017	23	0	0	0	23	0	22	1
8/12/2017	22	0	0	0	22	0	21	1
8/13/2017	22	0	0	0	22	0	21	1
8/14/2017	22	0	0	0	22	0	21	1
8/15/2017	22	0	0	0	22	0	21	1
8/16/2017	22	0	0	0	22	0	21	1
8/17/2017	22	0	0	0	22	0	21	1
8/18/2017	22	0	0	0	22	0	21	1
8/19/2017	22	0	0	0	22	0	21	1
8/20/2017	22	0	0	0	22	0	21	1
8/21/2017	22	0	0	0	22	0	21	1
8/22/2017	22	0	0	0	22	0	21	1
8/23/2017	22	0	0	0	22	0	21	1
8/24/2017	22	0	0	0	22	0	21	1
8/25/2017	22	0	0	0	22	0	21	1
8/26/2017	22	0	0	0	22	0	21	1
8/27/2017	22	0	0	0	22	0	21	1
8/28/2017	22	0	0	0	22	0	21	1
8/29/2017	22	0	0	0	22	0	21	1
8/30/2017	22	0	0	0	22	0	21	1
8/31/2017	21	0	0	0	21	0	20	1
9/1/2017	20	0	0	0	20	0	20	0
9/2/2017	20	0	0	0	20	0	20	0
9/3/2017	20	0	0	0	20	0	20	0
9/4/2017	20	0	0	0	20	0	20	0
9/5/2017	20	0	0	0	20	0	20	0
9/6/2017	20	0	0	0	20	0	20	0
9/7/2017	20	0	0	0	20	0	20	0

<b>Distinct Count Of Juveniles for CY 15 - CY 17</b>	189	9	1	9	180	1	167	12
	<b>Total Juveniles</b>	<b>Female Juveniles</b>			<b>Male Juveniles</b>			
<b>Date</b>	<b>Total</b>	<b>Total</b>	<b>Other</b>	<b>Black</b>	<b>Total</b>	<b>Other</b>	<b>Black</b>	<b>Hispanic</b>
9/8/2017	20	0	0	0	20	0	20	0
9/9/2017	20	0	0	0	20	0	20	0
9/10/2017	20	0	0	0	20	0	20	0
9/11/2017	20	0	0	0	20	0	20	0
9/12/2017	20	0	0	0	20	0	20	0
9/13/2017	20	0	0	0	20	0	20	0
9/14/2017	20	0	0	0	20	0	20	0
9/15/2017	20	0	0	0	20	0	20	0
9/16/2017	20	0	0	0	20	0	20	0
9/17/2017	20	0	0	0	20	0	20	0
9/18/2017	20	0	0	0	20	0	20	0
9/19/2017	20	0	0	0	20	0	20	0
9/20/2017	20	0	0	0	20	0	20	0
9/21/2017	20	0	0	0	20	0	20	0
9/22/2017	18	0	0	0	18	0	18	0
9/23/2017	19	0	0	0	19	0	19	0
9/24/2017	19	0	0	0	19	0	19	0
9/25/2017	19	0	0	0	19	0	19	0
9/26/2017	19	0	0	0	19	0	19	0
9/27/2017	19	0	0	0	19	0	19	0
9/28/2017	19	0	0	0	19	0	19	0
9/29/2017	19	0	0	0	19	0	19	0
9/30/2017	19	0	0	0	19	0	19	0
10/1/2017	18	0	0	0	18	0	18	0
10/2/2017	18	0	0	0	18	0	18	0
10/3/2017	18	0	0	0	18	0	18	0
10/4/2017	18	0	0	0	18	0	18	0
10/5/2017	18	0	0	0	18	0	18	0
10/6/2017	18	0	0	0	18	0	18	0
10/7/2017	18	0	0	0	18	0	18	0
10/8/2017	18	0	0	0	18	0	18	0
10/9/2017	18	0	0	0	18	0	18	0
10/10/2017	18	0	0	0	18	0	18	0
10/11/2017	18	0	0	0	18	0	18	0
10/12/2017	18	0	0	0	18	0	18	0
10/13/2017	18	0	0	0	18	0	18	0
10/14/2017	18	0	0	0	18	0	18	0
10/15/2017	17	0	0	0	17	0	17	0
10/16/2017	17	0	0	0	17	0	17	0
10/17/2017	17	0	0	0	17	0	17	0
10/18/2017	17	0	0	0	17	0	17	0

<b>Distinct Count Of Juveniles for CY 15 - CY 17</b>	189	9	1	9	180	1	167	12
	<b>Total Juveniles</b>	<b>Female Juveniles</b>			<b>Male Juveniles</b>			
<b>Date</b>	<b>Total</b>	<b>Total</b>	<b>Other</b>	<b>Black</b>	<b>Total</b>	<b>Other</b>	<b>Black</b>	<b>Hispanic</b>
10/19/2017	17	0	0	0	17	0	17	0
10/20/2017	17	0	0	0	17	0	17	0
10/21/2017	17	0	0	0	17	0	17	0
10/22/2017	17	0	0	0	17	0	17	0
10/23/2017	17	0	0	0	17	0	17	0
10/24/2017	17	0	0	0	17	0	17	0
10/25/2017	17	0	0	0	17	0	17	0
10/26/2017	16	0	0	0	16	0	16	0
10/27/2017	16	0	0	0	16	0	16	0
10/28/2017	18	0	0	0	18	0	18	0
10/29/2017	18	0	0	0	18	0	18	0
10/30/2017	18	0	0	0	18	0	18	0
10/31/2017	18	0	0	0	18	0	18	0
11/1/2017	19	0	0	0	19	0	19	0
11/2/2017	18	0	0	0	18	0	18	0
11/3/2017	18	0	0	0	18	0	18	0
11/4/2017	19	0	0	0	19	0	19	0
11/5/2017	19	0	0	0	19	0	19	0
11/6/2017	19	0	0	0	19	0	19	0
11/7/2017	21	0	0	0	21	0	21	0
11/8/2017	21	0	0	0	21	0	21	0
11/9/2017	21	0	0	0	21	0	21	0
11/10/2017	22	0	0	0	22	0	22	0
11/11/2017	22	0	0	0	22	0	22	0
11/12/2017	22	0	0	0	22	0	22	0
11/13/2017	22	0	0	0	22	0	22	0
11/14/2017	22	0	0	0	22	0	22	0
11/15/2017	22	0	0	0	22	0	22	0
11/16/2017	22	0	0	0	22	0	22	0
11/17/2017	22	0	0	0	22	0	22	0
11/18/2017	22	0	0	0	22	0	22	0
11/19/2017	22	0	0	0	22	0	22	0
11/20/2017	22	0	0	0	22	0	22	0
11/21/2017	22	0	0	0	22	0	22	0
11/22/2017	22	0	0	0	22	0	22	0
11/23/2017	22	0	0	0	22	0	22	0
11/24/2017	25	0	0	0	25	0	25	0
11/25/2017	25	0	0	0	25	0	25	0

<b>Distinct Count Of Juveniles for CY 15 - CY 17</b>	189	9	1	9	180	1	167	12
	<b>Total Juveniles</b>	<b>Female Juveniles</b>			<b>Male Juveniles</b>			
<b>Date</b>	<b>Total</b>	<b>Total</b>	<b>Other</b>	<b>Black</b>	<b>Total</b>	<b>Other</b>	<b>Black</b>	<b>Hispanic</b>
11/26/2017	25	0	0	0	25	0	25	0
11/27/2017	25	0	0	0	25	0	25	0
11/28/2017	25	0	0	0	25	0	25	0
11/29/2017	25	0	0	0	25	0	25	0
11/30/2017	26	1	0	1	25	0	25	0
12/1/2017	25	1	0	1	24	0	24	0
12/2/2017	26	1	0	1	25	0	24	1
12/3/2017	26	1	0	1	25	0	24	1
12/4/2017	26	1	0	1	25	0	24	1
12/5/2017	26	1	0	1	25	0	24	1
12/6/2017	23	1	0	1	22	0	21	1
12/7/2017	22	1	0	1	21	0	20	1
12/8/2017	22	1	0	1	21	0	20	1
12/9/2017	22	1	0	1	21	0	20	1
12/10/2017	22	1	0	1	21	0	20	1
12/11/2017	22	1	0	1	21	0	20	1
12/12/2017	22	1	0	1	21	0	20	1
12/13/2017	22	1	0	1	21	0	20	1
12/14/2017	22	1	0	1	21	0	20	1
12/15/2017	22	1	0	1	21	0	20	1
12/16/2017	21	1	0	1	20	0	19	1
12/17/2017	23	1	0	1	22	0	21	1
12/18/2017	23	1	0	1	22	0	21	1
12/19/2017	24	1	0	1	23	0	22	1
12/20/2017	23	1	0	1	22	0	21	1
12/21/2017	23	1	0	1	22	0	21	1
12/22/2017	23	1	0	1	22	0	21	1
12/23/2017	22	0	0	0	22	0	21	1
12/24/2017	23	0	0	0	23	0	22	1
12/25/2017	23	0	0	0	23	0	22	1
12/26/2017	22	0	0	0	22	0	21	1
12/27/2017	22	0	0	0	22	0	21	1
12/28/2017	22	0	0	0	22	0	21	1
12/29/2017	23	0	0	0	23	0	22	1
12/30/2017	23	0	0	0	23	0	22	1
12/31/2017	23	0	0	0	23	0	22	1

**57.      *If funded in FY19, is DOC prepared to transfer custody of detained individuals under the age of 18 to the Department of Youth Rehabilitation Services?***

DOC continues to discuss the logistics of transferring custody of detained individuals under the age of 18 to the Department of Youth Rehabilitation Services with the senior staff at DYRS.

**58. Please provide DOC's current policy for room confinement for juveniles and describe the agency's compliance with the Improving Conditions of Confinement of Juveniles Act of 2016 (Title II of D.C. Law 21-0238).**

See Attachment 14 for DOC's Juvenile Disciplinary and Room Restriction Procedures.

**a. Additionally, please provide the following information for FY17 and FY18, to date:**

**1. The number of juveniles per day who were on room confinement;**

The chart below shows the number of juvenile inmates per day who were in room confinement in FY 2017:

Juvenile Inmates in Room Confinement Fiscal Year 2017									
Date	# in Room Conf.	Date	# in Room Conf.	Date	# in Room Conf.	Date	# in Room Conf.	Date	# in Room Conf.
1/1/2017	0	2/25/2017	0	4/21/2017	0	6/15/2017	0	8/9/2017	0
1/2/2017	0	2/26/2017	0	4/22/2017	0	6/16/2017	0	8/10/2017	0
1/3/2017	0	2/27/2017	0	4/23/2017	0	6/17/2017	0	8/11/2017	0
1/4/2017	0	2/28/2017	0	4/24/2017	0	6/18/2017	0	8/12/2017	0
1/5/2017	0	3/1/2017	0	4/25/2017	0	6/19/2017	0	8/13/2017	0
1/6/2017	0	3/2/2017	0	4/26/2017	0	6/20/2017	0	8/14/2017	0
1/7/2017	0	3/3/2017	0	4/27/2017	0	6/21/2017	0	8/15/2017	0
1/8/2017	0	3/4/2017	0	4/28/2017	0	6/22/2017	0	8/16/2017	0
1/9/2017	0	3/5/2017	0	4/29/2017	0	6/23/2017	0	8/17/2017	0
1/10/2017	0	3/6/2017	0	4/30/2017	0	6/24/2017	0	8/18/2017	0
1/11/2017	0	3/7/2017	0	5/1/2017	0	6/25/2017	0	8/19/2017	0
1/12/2017	0	3/8/2017	0	5/2/2017	0	6/26/2017	0	8/20/2017	0
1/13/2017	0	3/9/2017	0	5/3/2017	0	6/27/2017	0	8/21/2017	0
1/14/2017	0	3/10/2017	0	5/4/2017	0	6/28/2017	0	8/22/2017	0
1/15/2017	0	3/11/2017	11	5/5/2017	0	6/29/2017	0	8/23/2017	0
1/16/2017	0	3/12/2017	11	5/6/2017	0	6/30/2017	0	8/24/2017	0
1/17/2017	0	3/13/2017	11	5/7/2017	0	7/1/2017	0	8/25/2017	0
1/18/2017	0	3/14/2017	11	5/8/2017	0	7/2/2017	0	8/26/2017	0
1/19/2017	0	3/15/2017	11	5/9/2017	0	7/3/2017	0	8/27/2017	0
1/20/2017	0	3/16/2017	11	5/10/2017	0	7/4/2017	0	8/28/2017	0
1/21/2017	0	3/17/2017	11	5/11/2017	0	7/5/2017	0	8/29/2017	0
1/22/2017	0	3/18/2017	11	5/12/2017	0	7/6/2017	0	8/30/2017	2
1/23/2017	0	3/19/2017	11	5/13/2017	0	7/7/2017	0	8/31/2017	2
1/24/2017	0	3/20/2017	11	5/14/2017	0	7/8/2017	0	9/1/2017	0
1/25/2017	0	3/21/2017	11	5/15/2017	0	7/9/2017	0	9/2/2017	0
1/26/2017	0	3/22/2017	11	5/16/2017	0	7/10/2017	0	9/3/2017	0
1/27/2017	0	3/23/2017	11	5/17/2017	0	7/11/2017	0	9/4/2017	0
1/28/2017	0	3/24/2017	0	5/18/2017	0	7/12/2017	0	9/5/2017	0
1/29/2017	0	3/25/2017	0	5/19/2017	0	7/13/2017	0	9/6/2017	0
1/30/2017	0	3/26/2017	0	5/20/2017	0	7/14/2017	0	9/7/2017	0
1/31/2017	0	3/27/2017	0	5/21/2017	0	7/15/2017	0	9/8/2017	0
2/1/2017	0	3/28/2017	0	5/22/2017	0	7/16/2017	0	9/9/2017	0
2/2/2017	0	3/29/2017	0	5/23/2017	0	7/17/2017	0	9/10/2017	0
2/3/2017	0	3/30/2017	0	5/24/2017	0	7/18/2017	0	9/11/2017	0
2/4/2017	0	3/31/2017	0	5/25/2017	0	7/19/2017	0	9/12/2017	0
2/5/2017	0	4/1/2017	1	5/26/2017	0	7/20/2017	0	9/13/2017	0
2/6/2017	0	4/2/2017	1	5/27/2017	0	7/21/2017	0	9/14/2017	0
2/7/2017	0	4/3/2017	0	5/28/2017	0	7/22/2017	0	9/15/2017	0
2/8/2017	0	4/4/2017	0	5/29/2017	0	7/23/2017	0	9/16/2017	0
2/9/2017	0	4/5/2017	0	5/30/2017	0	7/24/2017	0	9/17/2017	0

2/10/2017	0	4/6/2017	0	5/31/2017	0	7/25/2017	0	9/18/2017	0
2/11/2017	0	4/7/2017	0	6/1/2017	0	7/26/2017	0	9/19/2017	0
2/12/2017	0	4/8/2017	0	6/2/2017	0	7/27/2017	0	9/20/2017	0
2/13/2017	0	4/9/2017	0	6/3/2017	0	7/28/2017	0	9/21/2017	0
2/14/2017	0	4/10/2017	0	6/4/2017	0	7/29/2017	0	9/22/2017	0
2/15/2017	0	4/11/2017	0	6/5/2017	0	7/30/2017	0	9/23/2017	0
2/16/2017	0	4/12/2017	0	6/6/2017	0	7/31/2017	0	9/24/2017	4
2/17/2017	0	4/13/2017	0	6/7/2017	0	8/1/2017	0	9/25/2017	4
2/18/2017	0	4/14/2017	0	6/8/2017	0	8/2/2017	0	9/26/2017	4
2/19/2017	0	4/15/2017	0	6/9/2017	0	8/3/2017	0	9/27/2017	4
2/20/2017	0	4/16/2017	0	6/10/2017	0	8/4/2017	0	9/28/2017	4
2/21/2017	0	4/17/2017	0	6/11/2017	0	8/5/2017	0	9/29/2017	4
2/22/2017	0	4/18/2017	0	6/12/2017	0	8/6/2017	0	9/30/2017	0
2/23/2017	0	4/19/2017	0	6/13/2017	0	8/7/2017	0		
2/24/2017	0	4/20/2017	0	6/14/2017		8/8/2017	0		



The chart below shows the number of juvenile inmates per day who were in room confinement in FY 2018, through January 26, 2018:

Juvenile Inmates in Room Confinement Fiscal Year 2018					
Date	# in Room Conf.	Date	# in Room Conf.	Date	# in Room Conf.
10/1/2017	0	11/10/2017	1	12/20/2017	0
10/2/2017	0	11/11/2017	1	12/21/2017	0
10/3/2017	0	11/12/2017	1	12/22/2017	0
10/4/2017	0	11/13/2017	3	12/23/2017	0
10/5/2017	0	11/14/2017	3	12/24/2017	0
10/6/2017	0	11/15/2017	0	12/25/2017	0
10/7/2017	0	11/16/2017	0	12/26/2017	0
10/8/2017	0	11/17/2017	0	12/27/2017	0
10/9/2017	0	11/18/2017	0	12/28/2017	0
10/10/2017	0	11/19/2017	0	12/29/2017	0
10/11/2017	0	11/20/2017	0	12/30/2017	0
10/12/2017	0	11/21/2017	0	12/31/2017	0
10/13/2017	0	11/22/2017	0	1/1/2018	0
10/14/2017	0	11/23/2017	0	1/2/2018	0
10/15/2017	0	11/24/2017	0	1/3/2018	0
10/16/2017	0	11/25/2017	0	1/4/2018	0
10/17/2017	0	11/26/2017	0	1/5/2018	0
10/18/2017	0	11/27/2017	0	1/6/2018	0
10/19/2017	0	11/28/2017	0	1/7/2018	0
10/20/2017	0	11/29/2017	0	1/8/2018	0
10/21/2017	0	11/30/2017	0	1/9/2018	0
10/22/2017	0	12/1/2017	0	1/10/2018	0
10/23/2017	0	12/2/2017	0	1/11/2018	0
10/24/2017	0	12/3/2017	0	1/12/2018	0
10/25/2017	0	12/4/2017	0	1/13/2018	0
10/26/2017	0	12/5/2017	0	1/14/2018	0
10/27/2017	0	12/6/2017	0	1/15/2018	0
10/28/2017	0	12/7/2017	0	1/16/2018	0
10/29/2017	0	12/8/2017	0	1/17/2018	0
10/30/2017	0	12/9/2017	0	1/18/2018	0
10/31/2017	0	12/10/2017	0	1/19/2018	0
11/1/2017	0	12/11/2017	0	1/20/2018	0
11/2/2017	0	12/12/2017	0	1/21/2018	0
11/3/2017	0	12/13/2017	0	1/22/2018	0
11/4/2017	0	12/14/2017	0	1/23/2018	0
11/5/2017	1	12/15/2017	0	1/24/2018	0
11/6/2017	1	12/16/2017	0	1/25/2018	0
11/7/2017	1	12/17/2017	0	1/26/2018	0
11/8/2017	1	12/18/2017	0		
11/9/2017	1	12/19/2017	0		

**2. The total number of incidents in which room confinement was utilized;**

During FY17, room confinement was used a total of 18 times due to inappropriate behavior on the unit, which justified the usage of separation from general population to ensure the operation staff had adequate time to investigate. Room confinement has been utilized four (4) times in FY18, as of January 31, 2018, due to inappropriate behavior.

**3. The number of requests for room confinement by juveniles;**

There were 11 juveniles who requested to be confined to their rooms in FY17 and three (3) in FY18.

**4. The number of times that juveniles were not notified of the specific conditions that resulted in the use of room confinement;**

None. All juveniles were notified of the specific conditions that resulted in the use of room confinement.

**5. The number of times that juveniles subject to room confinement were not provided with a mental health screening within one hour after placement;**

None. All juveniles placed on room confinement were provided with a mental health screening within one hour after placement.

**6. The average length of time juveniles spent in room confinement; and**

FY17	FY18 (as of January 31, 2018)
6.5 days	4 days

**7. The longest period of time that any juvenile was in room confinement.**

In FY 17, the longest period of room confinement was eight days, due to the time necessary for investigating the incident in question and eventually providing mediation between the inmates.

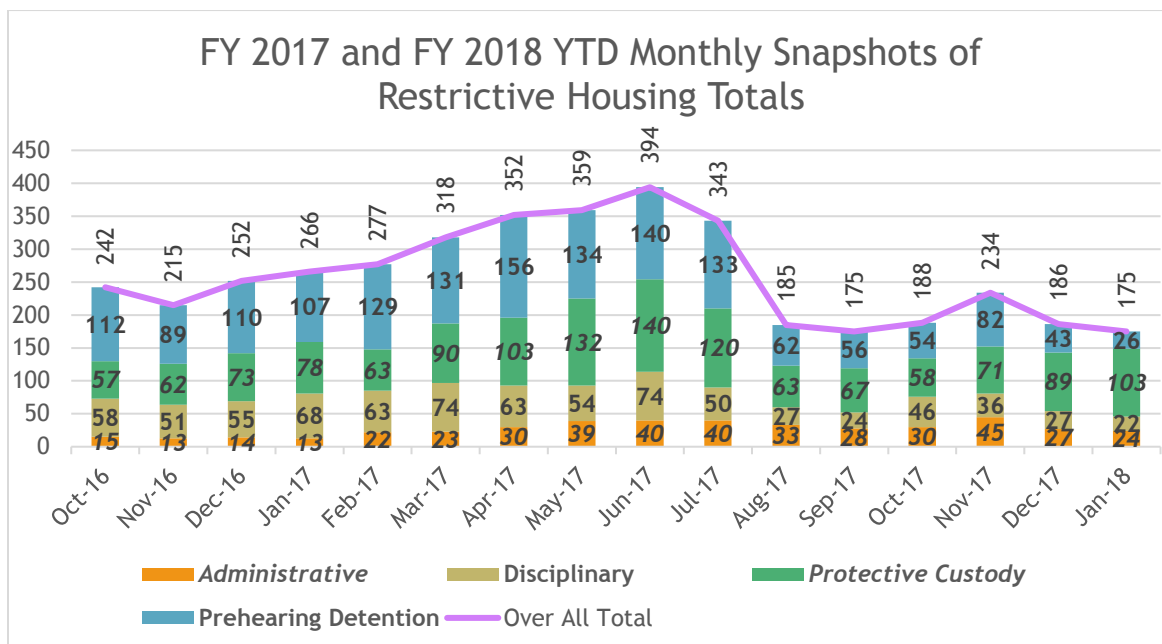
**b. Is the agency on track to submit the report required by Section 203(g) of the act above by March 1, 2018?**

The agency generates a monthly report of juveniles placed on room confinement, which includes the reason for placement, the length of placement, and any other pertinent notes related to placement. Because DOC staff regularly updates this information, this report will be up-to-date and ready for submission on March 1, 2018.

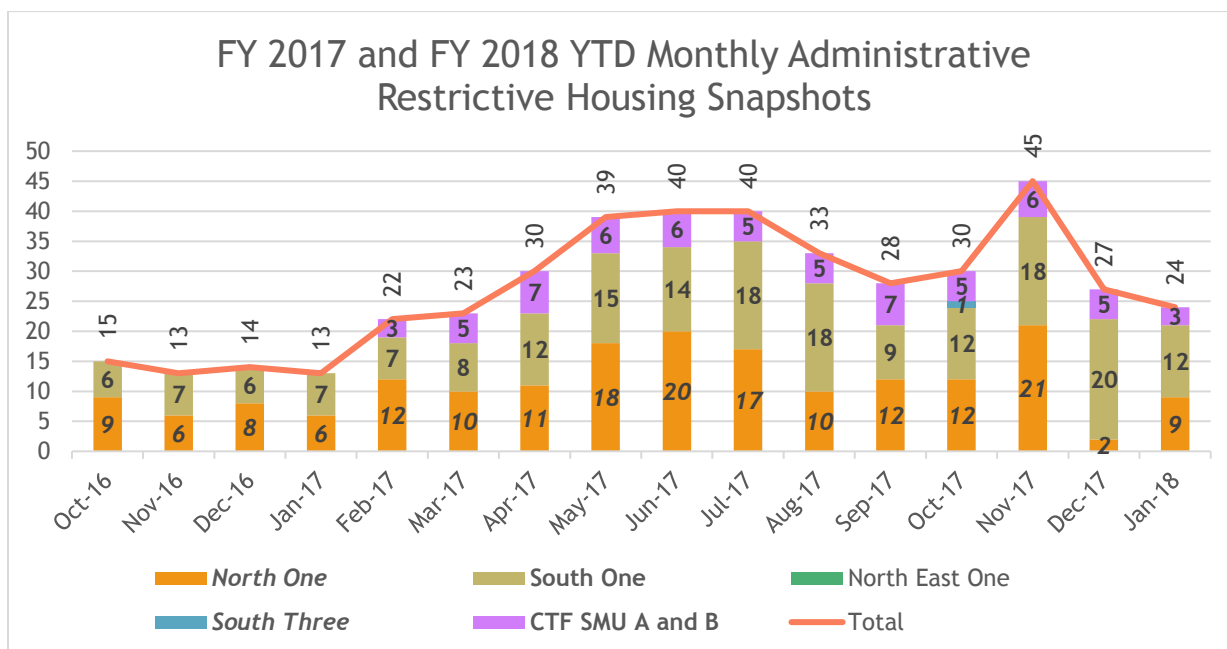
**c. Has the agency complied with the reporting requirements of Section 204?**

The agency regularly monitors and tracks juveniles placed on room confinement and related information. Because DOC staff regularly updates the information required for reporting, DOC is in a position to maintain compliance reporting requirements in Section 203 for the annual report to the Mayor and the Council.

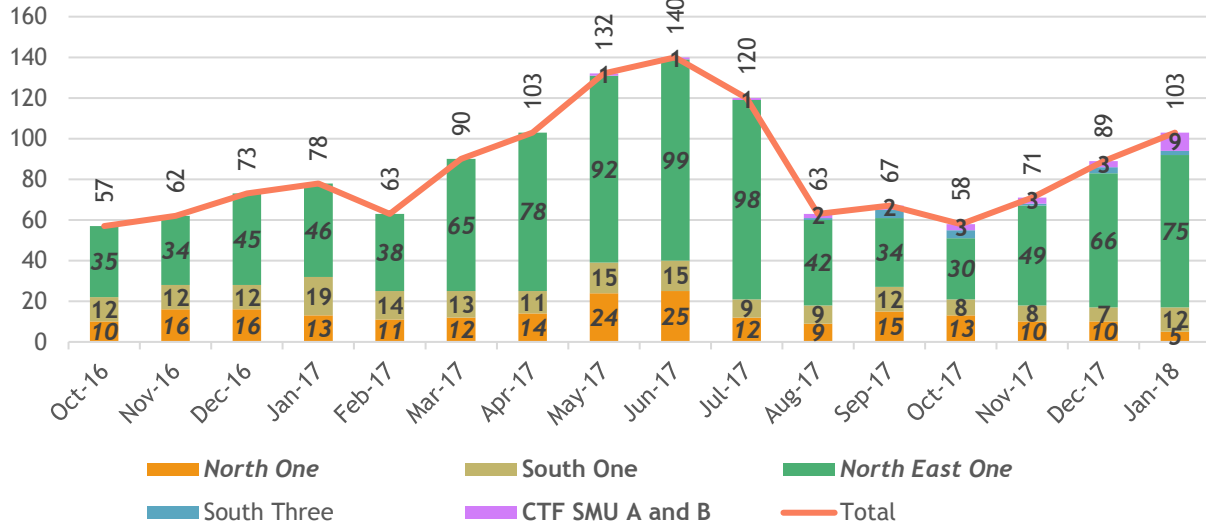
59. Please provide date on how many inmates have been housed in restrictive housing in FY17 and FY18, to date.



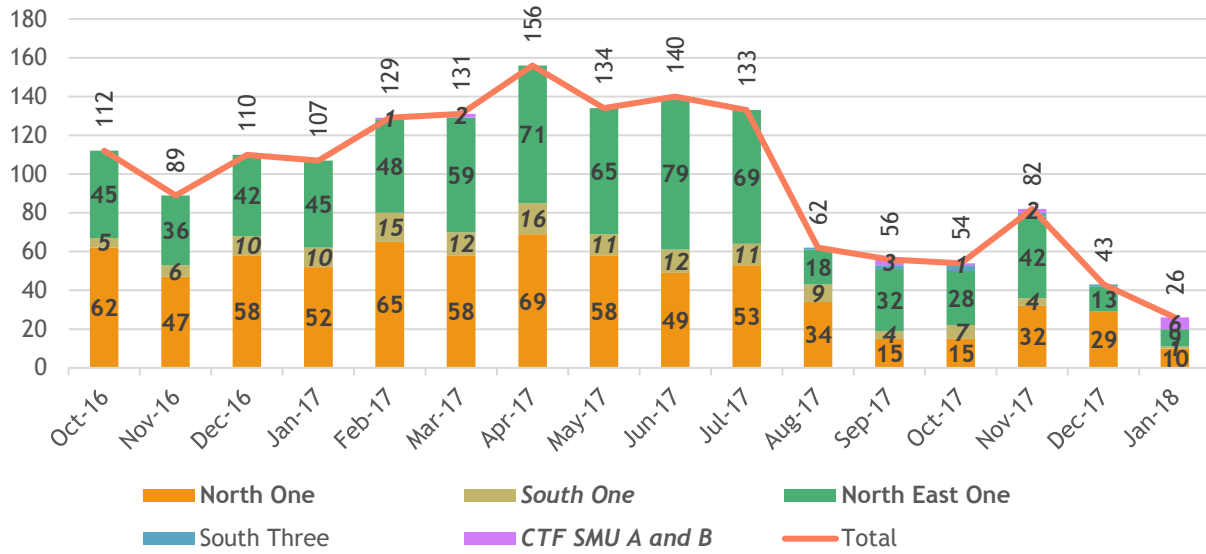
DOC continues to implement restrictive housing reform. Starting in August 2017, DOC considerably reduced the use of restrictive housing related to prehearing detention and greatly reduced the number of inmates placed in restrictive housing as a result.



## FY 2017 and FY 2018 YTD Monthly Protective Custody Restrictive Housing Snapshots



## FY 2017 and FY 2018 YTD Monthly Prehearing Detention Restrictive Housing Snapshots



**60. *Please provide an update on the hiring of a Social Worker to work in conjunction with the mental health clinicians to serve the juvenile population at DOC.***

Currently, the juveniles have a Unity Clinician available to them for individual sessions and crisis management, if need be. This clinician and a DOC Social Worker participate as the clinical experts on the juvenile treatment team meetings. DOC is currently assessing how to further serve the juvenile population with an additional Social Worker.

**61. Please describe the steps that DOC has taken to reduce the inmate population at the CDF and CTF, including reducing the number of parole violators, sentenced felons, and writs/holds. What steps does DOC plan to take to further reduce or maintain the population levels at both facilities?**

### **Good Time Credit Act**

Pursuant to DC Law 18-372, DC Municipal Regulations Title 28-6 Good Time Credits, (GTC), eligible misdemeanants receive a reduction of up to 5 days per month for participation in programs such as reentry, education, vocational training, and work details (and 3 days for good behavior). This serves as an incentive to pursue constructive programming and is viewed positively by the inmate population. The passage of the NEAR Act increased the number of credits per month from 8 to 10.

### **Strategic Planning on Re-Entry Grant**

The FY 2017 ADP at CDF and CTF respectively were 1,351 inmates and 603 inmates; for FY 2018 YTD through December 31, 2017, the ADP at each facility is 1,356 inmates and 702 inmates, respectively. DOC continues to support, as requested, the District's diversion efforts as well as reentry supports, both of which have significantly reduced the numbers of persons re-incarcerated at DOC within a 12-month period of release. The percentages (as a fraction of annual releases) of persons re-incarcerated within a 12-month period of release have remained steady, because the total annual intakes and total annual releases themselves have until the recent past been on the decline.

### **Programs/Services**

DOC's population growth of nearly 500 inmates on an average daily basis since the historic lows experienced in FY 2015 has been almost entirely due to increases in the number of pretrial detainees with at least one felony charge, the number of sentenced misdemeanants, and to a lesser extent the number of fugitives held for extradition who have waived extradition hearings. These populations reflect local law enforcement response initiatives based on community crime and DOC must be prepared to provide services as needed in response.

In the long term, as the District begins to recognize that the jail population is integral to the community and develops community centered service models to both address the needs of the criminal justice involved population as well as prevent future involvement, the District can realize the benefits resulting from a much smaller jail population.

### **Portal of Entry**

A part of the strategy to maintain and strengthen community integration of the inmate population could be to expand the process of thinking of the jail as just another service site where constituents continue to be provided many community services. DCPS, DCPL, and DOES have already provided services to the benefit of inmates.

DOC has also recently partnered with the Criminal Justice Coordinating Council (CJCC) to develop a District wide recidivism reduction strategic plan funded by a Second Chance Act grant from the Bureau of Justice Assistance. This initiative allows DOC to work with the CJCC, stakeholders, and the Vera Institute of Justice to complete an evaluation of criminal justice data to identify drivers of recidivism, and develop a data-driven, District-wide strategic plan for reducing recidivism.

**62. As of January 1, 2018, what was the average time (in days) between sentencing and Bureau of Prisons ("BOP") designation of felons by DOC?**

As of January 1, 2018, the average length of stay between sentencing and designation for sentenced felons with no writs or parole violation offenses was 47 days for FY 2017 and FY 2018, through January 1, 2018. This is markedly higher than the 33 days reported for FY 2016 and Q1 FY 2017 last year, because of three months (February 2017, April 2017, and October 2017) during which the average time to designation was approximately two times that required in other months.

Year	Month	Inmates	Average Days From Commitment To Sentence	Average Days From Sentence to Designation	Average Days From Designation to Release
2017	10	77	145	30	13
	11	98	153	25	18
	12	101	157	26	13
	1	62	156	48	16
	2	68	109	74	8
	3	52	123	37	14
	4	103	122	80	9
	5	87	140	57	9
	6	66	121	33	17
	7	47	126	42	4
	8	63	96	44	7
	9	11	161	49	49
2018	10	74	125	88	13
	11	81	154	29	11
	12	22	104	23	29
Total		1012	134	47	13



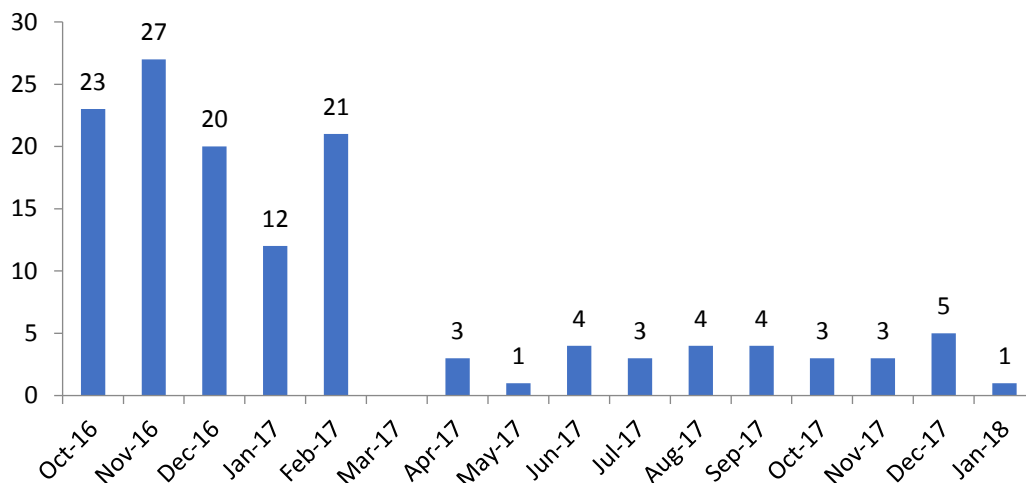
**63. As of January 1, 2018, how many sentenced felons were “billable” to BOP?**

On January 15, 2018, 180 sentenced felons were billable to the FBOP. There were 100 inmates billable at the rate of \$130.99 under the Short Term Sentenced Felon Program. 3 inmates were Juvenile Sentenced Felons billable at the rate of \$230.00 per day. 58 inmates were designated to DOC, 11 were Parole Violators, 7 were BOP Weekenders, and 1 was a Federal Program Failure, all of whom were all billable at the rate of \$122.28 per day.

**64. Please provide on a monthly basis, the number of inmate-on-inmate assaults (including the type of assault) assaults on staff, and allegations of staff-on-inmate assaults, for FY17 and FY18, to date. Please explain any trends.**

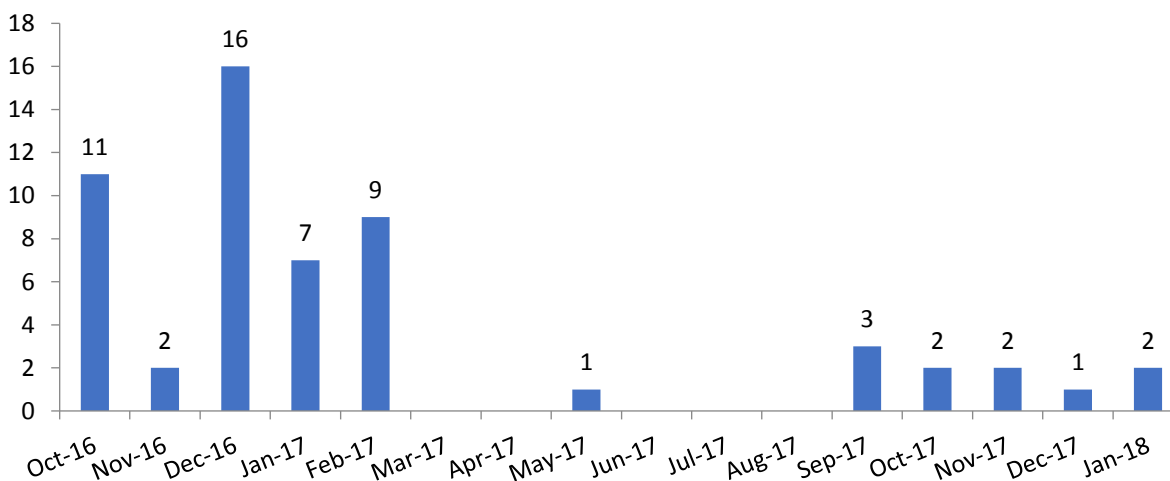
During FY 2017, there were 122 inmate-on-inmate assaults, 49 inmate-on-staff assaults, and 5 allegations of staff-on-inmate assaults. In FY 2018, through January 31, 2018, there have been 12 inmate-on-inmate assaults, 7 inmate-on-staff assaults, and 2 allegations of staff-on-inmate assaults.

### Inmate on Inmate Assaults



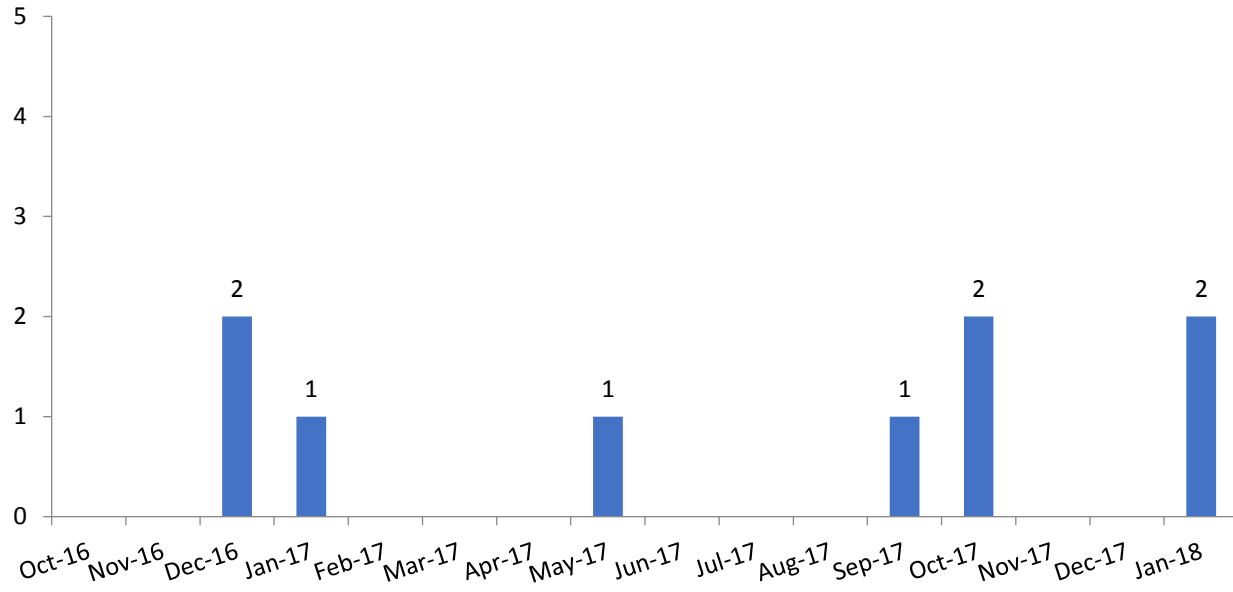
The frequency of inmate-on-inmate assaults decreased markedly after March 2017, and, while they were somewhat higher in December 2017, they are at a far lower level than in Q1 and Q2 FY 2017.

### Inmate on Staff Assaults



Inmate-on-staff assaults have decreased significantly since February 2017 and show no particular pattern or trend.

## Alleged Staff on Inmate Assaults



No trends in alleged staff-on-inmate assaults have been observed and allegations appear to be sporadic.

**65. Please outline the work readiness program as launched in the summer of 2016. Include the interview and selection process; average class size; and any outcome data relating to job placement.**

The Work Readiness Program (WRP) is a pre-release initiative serving District resident offenders within four to six weeks of community release. The program, which began in July of 2015, is operated by DOES in partnership with DOC and follows a life skills/job readiness instructional model. WRP cohorts operate for a five-week period and include a maximum of 25 inmate participants. The program encompasses life skills and job readiness training, formal computer instruction, counseling, case management, connections to critical wraparound services, and referrals for post release employment services. While the WRP currently serves male inmates, during February DOES will begin providing specialized workforce development services to females housed at the CTF.

Based on operational priorities, during the summer of 2017 the WRP was relocated to a unit within the Correctional Treatment Facility (CTF). WRP participants are recruited from both the D.C. Jail and CTF and must commit to full engagement in both pre and post release job preparation services. Case management staff recruit individuals with projected release dates closely aligned with each cohort's end date. Prospective candidates participate in an orientation session, receive printed materials, and learn what is expected of them as participants. Using a new chess-based curriculum "Think Before You Move," each class is trained on a number of critical life and work readiness skills including self-awareness and advocacy, problem solving, conflict resolution, confidence, goal setting, personal responsibility/engagement, and career planning.

WRP participants may also access supplemental unit activities including yoga, substance abuse counseling, and parenting training (to be offered by Department of Health beginning in February of 2018), after daily work readiness classes conclude. Additionally, to address challenges faced by a significant percentage of the population, support is provided by DOES and DOC program staff in facilitating connections to community-based housing, mental health, substance abuse, medical, and clothing resources. Upon release, those successfully completing the WRP are now directly referred to the DOES Project Empowerment program for continued case management, training, and placement in subsidized/unsubsidized employment. This enhancement provides additional post release support and guidance in addressing real time barriers to employment.

Since the WRP officially re-launched at the Correctional Treatment Facility on October 23, 2017, 35 individuals have successfully completed training with 30 making the post release transition to DOES/Project Empowerment for subsequent training and placement assistance. To date, 14 individuals completed PE training, 8 have been placed in subsidized positions, and the remaining 6 are being scheduled for job interviews. Currently there are 12 individuals enrolled in WRP training with a projected completion date of Friday, February 9, 2018.

**a. Are financial management classes offered in conjunction with the work readiness program or otherwise?**

As part of the Project Empowerment (PE) model, participants are offered financial counseling/ literacy services through a partnership with Capital Area Asset Builders (CAAB). To support attainment of long-term fiscal stability, an optional matched savings program is made available to interested participants. Individual Development Account (IDA) savers are eligible for up to \$2,000.00 in a 4:1 matched savings to be used for pre-approved purposes. Individuals capitalizing on this benefit have 6 months to save and one year to utilize funds in their savings accounts.

**b. Has DOC expanded the program to include women?**

DOC is developing a Women's Work Readiness program that will be implemented in FY 2018. DOC is expanding the program to CTF, where women are housed.

**66. Please outline the agency's inmate gender reassignment/transition policy. Please include any policies related to housing and medical services.**

DOC identifies an inmate's biological sex and gender expression at the initial intake in Receiving and Discharge, and the inmate's sex and gender are recorded in JACCS. Once an inmate has been identified as transgender, the inmate is afforded the opportunity to request and receive protective custody and be housed in a single cell in the intake housing unit consistent with the gender identified at intake. The inmate is then referred to the Transgender Housing Committee, the interdisciplinary body that makes recommendations as to the inmate's housing assignment.

There were 51 inmates referred to the Transgender Committee between January 2017 and December 2017.

Please see Attachment 15 for DOC's policy on Gender Classification Housing, PP4020.3E

**67. Please describe, in detail, the mental health services offered to DOC inmates.**

Mental Health (MD) services are available to all inmates, per clinical determination. Inmates with severe and persistent MH conditions are provided acute care and stabilization, to include medication and some individual counseling. Once stabilized, eligible inmates (those who are deemed to be clinically stable and have agreed to being in a double cell and participating in group sessions) can transition to the Mental Health Step Down Unit (MDSU), a therapeutic unit where they participate in treatment groups, have cellmates, and participate in a community designed to enhance their functionality. This is designed to help them transition appropriately to either the General Population housing units or to the community upon their release. On the MHSU, inmates participate in the following programs: Anger Management, Narcotics Anonymous, Alcoholics Anonymous, The Purpose Driven Life, Art Therapy, Yoga and Mindfulness, Self-management, Reentry, DBH Behavioral Health Group, and Job Readiness.

Inmates who are having an extremely difficult time in the jail and are suicidal are moved to a suicide safe cell. They are seen daily by the Mental Health Clinicians, have their allowed property and restrictions determined on an individualized basis daily, and can be allowed visits and calls as is clinically indicated for their safety. In addition to the discharge planning services Unity provides to link inmates up with services and agencies in the community that can assist them, DBH mental health case workers also help inmates link to eligible services in the community that they can participate in upon discharge. We are always partnering with community organizations to ensure that inmates are provided with the appropriate treatments.

**a. What is the average monthly number of inmates that receive these services?**

Approximately 50 male inmates are housed in the Acute Mental Health Unit at any time, 15 females are housed on the Women's Mental Health Unit at any time, and 12 males are on the Mental Health Step Down Unit at any time. On average, 50 inmates are housed in a safe cell for suicidality on monthly basis.

**b. How does the Department measure the impact of its mental health services?**

The Office of Health Services conducts regular audits with established benchmarks looking a variety of mental health indicators and issues, contract requirements, as well as MH standards that must be adhered to regarding our NCCHC and ACA accreditation. The office also conducts specific audits on suicide watch/precaution issues related to custody processes and MH clinician processes to assure that inmates have any restrictions/privileges reassessed on a daily basis and that notes in the EMR fully document the orders. Regarding the Mental Health Step Down Unit, there are several metrics used to help determine the program's success to help enhance the inmate's functionality: participating in their treatment plan, taking their medication, participation in groups, showering, keeping their cell clean, looking at any disciplinary reports if they're released to a general housing unit, and seeing if they spend time in a safe cell during or after MHSU participation. DOC also has an independent peer review every three years examining medical, mental health, and dental care. This is to assure we are compliant with ACA accreditation requirements. Additionally, Unity Health Care conducts quarterly internal Peer Reviews on their Mental Health staff (as well as their medical and dental staff).

**68. Please describe DOC's current release procedures and reentry planning procedures relating to inmates with mental health needs.**

As a part of the intake process, every person committed to the DOC receives a medical and mental health screening and, if diagnosed for mental illness, they receive medication, individual counseling, and regular mental health follow-up consultations.

DOC's discharge planning is comprehensive with respect to the medical and mental health needs of DOC inmates. Discharge planners work with inmates, seeing them shortly after intake to begin planning and at different times during their incarceration. Liaisons from outside community organizations and the Department of Behavioral Health (DBH) have a strong presence in the jail and keep clients connected to their respective organizations during incarceration. The DBH liaison also works to determine what inmates currently not on DBH rolls could be eligible for services in the Core Service Agencies (CSA).

Forensic Mental Health Technicians from DBH are assigned on a full-time basis to the Central Detention Facility and the Correctional Treatment Facility. Their function is to research DBH's database in order to:

- (1) Advise community-based Core Service Agencies (CSAs) when their clients become incarcerated;
- (2) Schedule CSA appointments for impending returning citizens;
- (3) Reenroll and schedule appointments for returning citizens who may have previously stopped going for services while in the community; and
- (4) Enroll and schedule appointments for returning citizens who have been newly diagnosed during incarceration.

Returning citizens in the DOC are defined as pretrial and sentenced misdemeanors, short term felons designated by the Federal Bureau of Prisons to serve their sentence in the DC DOC, and technical parole violators who are designated to participate in the RSAT program or who have been reinstated to parole by the US Parole Commission.

Mental health staff and the CSAs work in tandem to develop discharge plans for returning citizens who have Serious Persistent Mental Illness (SPMI) such as psychotic disorders, are bi- polar, have schizophrenia, etc. DBH and CSAs, in conjunction with DOC discharge planners, conduct gender-responsive risk and needs assessments for those with misdemeanors serving 60 days or more and develop release plans for returning citizens who have less severe mental health needs.

Returning citizens with an Axis I Diagnosis who are currently being prescribed psychotropic medications are released with a three (3) day supply of medication and a 30-day prescription. Reentry support is also provided by CSAs and referrals are made through non-profits.

DBH is responsible for the linkage and referral of inmates who have an Axis I Diagnosis to Core Service Agencies (CSA) before release to the community and providing referrals to the DC Linkage Plus program that will provide intake services to inmates who do not currently have a CSA. DBH also provides Forensic Education Groups to inmates who are scheduled to be evaluated at Saint Elizabeth's.



**69. For FY17 and FY18, to date, please list all HVAC issues that occurred. What is the current timeline for completion of HVAC repairs, if any?**

The HVAC system has been stabilized and the temperatures have been in the 75-degree Fahrenheit range. From FY17 to the present, DOC has greatly improved the HVAC system. We have installed a chiller and a flushing system. Maintenance on the system is ongoing to increase air supply throughout both facilities. Fluctuations in temperatures help to identify locations that need air supply improvements and allows for the agency to make adjustments as needed.

**a. Please provide temperature reports for CDF and CTF for FY17 and FY18, to date.**

**DOC FY2017 Temperature Report for CDF and CTF**

	<u>NW1</u>	<u>NE1</u>	<u>N1</u>	<u>NW2</u>	<u>NE2</u>	<u>N2</u>	<u>NW3</u>	<u>NE3</u>	<u>N3</u>	<u>SW1</u>	<u>SE1</u>	<u>S1</u>	<u>SW2</u>	<u>SE2</u>	<u>S2</u>	<u>SW3</u>	<u>SE3</u>	<u>S3</u>	<u>Daily BLDG Avg</u>
<b>Average</b>	74.78	72.57	73.08	74.16	77.39	72.85	72.94	74.65	75.45	74.22	76.34	75.24	77.91	77.06	78.52	77.79	76.76	76.81	75.47
12/1/2016	73.07	70.85	71.32	72.69	75.34	71.13	71.22	73.37	72.26	74.07	74.08	74.33	76.78	76.34	77.90	77.46	76.77	76.48	74.19
12/2/2016	74.45	72.17	73.10	73.54	76.81	72.47	72.19	74.55	75.20	74.38	74.66	75.20	77.51	76.47	78.97	77.79	77.11	77.44	75.22
12/3/2016	74.86	72.53	73.23	73.97	77.30	72.49	73.02	74.97	75.88	74.37	74.96	75.46	77.53	76.66	79.41	77.78	77.04	77.56	75.50
12/4/2016	74.67	72.66	72.81	73.73	77.06	72.09	72.99	74.57	75.39	74.03	74.89	75.19	77.26	76.44	79.23	77.50	76.76	77.22	75.25
12/5/2016	74.84	72.66	72.98	73.74	77.24	72.64	73.03	74.56	75.47	73.98	74.86	75.08	77.17	76.36	78.95	77.25	76.61	76.83	75.24
12/6/2016	74.91	72.66	73.17	73.84	77.40	72.48	73.20	74.73	75.69	73.96	74.90	75.03	77.39	76.19	79.21	77.36	76.72	77.05	75.33
12/7/2016	74.84	72.61	73.03	73.84	77.32	72.59	73.04	74.64	75.03	74.08	75.00	75.30	77.92	76.23	80.08	77.63	76.93	77.50	75.42
12/8/2016	74.48	72.37	72.57	73.69	76.78	72.27	72.65	74.41	74.22	74.19	75.29	75.48	78.24	76.47	80.40	77.96	77.03	78.00	75.36
12/9/2016	73.77	72.27	71.79	72.69	76.22	71.73	71.92	74.61	74.12	73.88	75.02	74.86	77.58	76.10	78.77	77.29	76.09	76.95	74.76
12/10/2016	73.54	72.39	71.47	72.27	76.22	71.51	71.80	74.37	74.38	72.96	74.22	74.39	76.24	75.13	77.28	76.03	75.09	75.45	74.15
12/11/2016	73.56	72.30	71.24	72.41	76.12	71.39	71.79	74.42	74.48	72.45	74.05	73.96	75.86	74.77	76.86	75.54	74.44	75.07	73.93
12/12/2016	74.51	72.98	72.96	73.16	77.11	72.49	72.57	75.61	76.70	73.04	74.81	74.51	77.19	75.40	78.23	76.55	75.66	76.67	75.01
12/13/2016	74.99	72.94	73.84	74.04	77.85	72.70	73.07	76.13	78.36	74.37	76.35	75.52	78.96	76.78	80.59	78.60	77.44	79.00	76.20
12/14/2016	75.49	72.91	74.19	74.27	78.04	73.15	73.13	76.05	78.34	75.33	77.64	76.39	80.03	78.05	81.85	79.81	78.60	80.36	76.87
12/15/2016	74.72	72.04	73.07	73.49	77.33	72.10	72.70	74.97	75.76	75.57	78.20	76.20	79.95	78.59	82.23	79.86	78.48	79.89	76.40
12/16/2016	73.25	70.54	70.80	72.09	74.79	71.26	71.40	73.22	72.86	74.37	77.26	74.98	77.63	77.21	80.40	77.48	76.27	76.50	74.57
12/17/2016	73.58	71.79	71.70	72.65	75.76	71.85	71.92	72.90	73.44	73.83	76.89	74.58	77.23	76.66	78.32	77.16	75.70	75.28	74.51
12/18/2016	75.51	73.49	73.67	73.82	77.72	74.17	73.43	74.81	76.78	74.21	77.38	75.52	78.27	77.40	77.87	78.34	76.99	75.88	75.85
12/19/2016	75.13	73.44	73.74	74.55	78.47	72.82	73.56	74.64	76.30	74.46	77.46	75.19	78.68	77.72	77.46	78.61	77.17	75.96	75.85
12/20/2016	74.83	73.65	73.32	74.62	78.47	72.45	73.25	74.19	75.22	74.61	77.56	74.95	78.40	77.71	76.74	77.91	76.04	75.51	75.52
12/21/2016	75.35	73.40	73.71	74.92	78.70	73.18	73.27	74.56	75.92	74.87	77.93	75.46	78.58	77.84	77.07	77.95	76.04	75.76	75.81
12/22/2016	76.65	73.78	74.69	75.79	79.51	74.76	73.97	75.74	78.00	75.32	78.34	76.36	79.14	78.27	77.68	78.67	76.92	76.53	76.67
12/23/2016	76.90	73.50	75.09	76.58	79.84	75.28	74.57	75.96	78.22	75.58	78.66	76.03	79.41	78.51	77.99	79.10	77.29	77.06	76.98
12/24/2016	76.92	73.39	75.02	76.84	79.61	75.54	74.49	75.88	77.82	75.39	78.53	75.96	79.35	78.63	78.02	79.15	77.58	76.99	76.95
12/25/2016	76.50	73.17	74.59	76.50	79.02	75.06	74.04	75.61	76.79	74.65	77.57	75.03	78.36	78.25	77.64	78.43	77.25	76.46	76.38
12/26/2016	75.53	72.65	73.50	75.42	77.75	73.77	73.78	74.51	75.14	73.53	76.01	73.73	76.28	77.31	75.99	76.42	75.74	74.98	75.11
12/27/2016	76.42	73.44	74.72	75.97	78.51	75.61	74.17	75.57	77.12	73.98	76.83	75.33	77.65	77.55	77.28	77.75	77.19	76.03	76.17
12/28/2016	74.97	72.53	73.70	75.97	78.48	73.72	73.96	74.78	75.35	73.94	76.82	75.29	77.61	77.64	77.69	77.66	77.57	76.49	75.79
12/29/2016	73.86	71.94	72.86	75.13	77.32	72.54	73.28	73.73	73.93	74.20	77.03	76.14	78.07	77.59	78.41	78.04	77.53	77.28	75.49
12/30/2016	73.20	71.72	72.20	73.97	75.93	71.79	72.22	73.19	72.76	73.96	76.87	75.80	77.84	77.38	78.26	77.59	76.99	76.90	74.92
12/31/2016	72.92	70.91	71.51	72.90	75.12	71.37	71.38	72.82	71.98	73.19	76.32	75.25	77.19	77.12	77.43	76.94	76.37	75.96	74.26

### DOC FY2018 Temperature Report for CDF and CTF

	NW1	NE1	N1	NW2	NE2	N2	NW3	NE3	N3	SW1	SE1	S1	SW2	SE2	S2	SW3	SE3	S3	Daily BLDG Avg
<b>Average</b>	76.01	73.12	73.59	74.94	74.70	72.66	74.72	74.44	76.56	72.29	72.72	73.07	73.23	72.64	73.62	73.81	73.27	74.14	73.86
12/1/2017	77.27	74.51	74.67	77.66	77.56	74.74	77.52	77.22	79.57	73.04	74.07	74.39	75.27	74.67	76.40	76.31	75.48	76.97	75.96
12/2/2017	77.76	73.92	73.29	77.45	76.67	73.37	77.45	76.53	79.40	72.63	73.23	73.08	74.21	73.59	74.75	75.28	74.02	75.25	75.10
12/3/2017	78.04	73.71	72.93	77.33	76.22	72.65	77.28	76.13	78.52	71.91	72.41	72.17	73.39	72.87	73.45	74.05	72.96	73.87	74.44
12/4/2017	77.84	73.57	72.75	77.14	76.07	71.95	76.69	75.68	78.28	71.71	71.92	72.19	73.14	72.30	73.25	73.29	72.47	72.89	74.06
12/5/2017	78.01	73.71	73.11	77.35	76.19	72.56	76.91	76.02	78.25	72.01	72.27	72.84	73.47	72.46	73.98	73.58	72.85	73.55	74.40
12/6/2017	77.11	73.69	73.02	76.91	75.93	72.29	76.36	75.59	77.96	72.09	72.33	72.65	73.54	72.54	73.61	73.70	72.76	73.26	74.19
12/7/2017	77.24	73.32	72.89	76.28	75.01	71.42	75.57	74.46	77.82	71.51	71.75	72.05	72.82	71.79	72.71	72.65	72.20	72.45	73.55
12/8/2017	76.99	73.00	72.68	75.47	74.15	70.82	74.59	73.33	76.56	71.02	71.54	71.63	72.14	71.15	72.41	71.87	72.00	72.18	72.97
12/9/2017	76.05	72.66	72.47	74.05	72.69	70.31	72.97	71.91	75.77	70.78	71.35	71.00	71.34	70.56	71.87	71.06	71.65	71.75	72.24
12/10/2017	74.84	72.44	72.23	72.32	71.88	70.08	71.03	70.72	75.22	70.68	71.11	71.27	70.83	70.37	71.05	71.38	71.32	71.35	71.67
12/11/2017	74.54	72.53	71.98	72.27	72.61	70.91	71.38	71.53	75.33	71.59	71.80	72.48	71.59	71.45	71.66	72.15	72.28	72.18	72.24
12/12/2017	74.50	72.97	73.22	72.89	73.38	71.99	72.78	72.65	76.56	72.65	72.97	73.47	72.45	72.33	72.51	72.82	72.94	72.91	73.11
12/13/2017	73.14	72.13	72.55	72.33	72.82	71.90	72.31	72.23	74.75	72.39	72.57	73.22	72.17	72.18	72.16	72.84	72.48	73.17	72.63
12/14/2017	72.92	72.46	73.16	72.55	73.07	72.05	72.44	72.54	76.82	72.46	72.98	73.71	72.46	72.36	72.84	73.39	72.71	74.64	73.09
12/15/2017	73.43	72.68	73.52	72.54	73.30	72.20	72.64	72.94	77.87	72.46	72.86	73.64	72.77	72.33	72.90	73.39	72.68	73.94	73.23
12/16/2017	74.69	73.05	74.19	73.02	74.08	73.00	73.05	73.93	79.49	72.21	73.02	73.53	73.12	72.41	73.28	73.90	73.10	74.38	73.75
12/17/2017	76.27	73.34	75.00	74.19	75.34	73.99	74.24	75.38	81.96	72.66	73.39	73.28	73.55	72.96	74.22	74.58	73.76	74.62	74.60
12/18/2017	78.00	74.04	75.94	76.22	77.25	75.88	76.63	77.57	82.32	72.71	73.32	73.55	73.78	73.30	74.58	74.92	74.05	74.59	75.48
12/19/2017	78.59	74.49	76.11	77.75	78.26	76.66	78.19	78.98	79.98	72.87	73.58	74.03	74.33	74.01	76.03	75.26	75.29	75.89	76.13
12/20/2017	78.61	74.52	75.77	78.09	77.94	75.75	78.28	78.40	78.11	72.71	73.43	73.33	73.89	73.84	74.94	74.54	74.94	75.13	75.68
12/21/2017	78.03	73.89	74.54	77.24	76.62	73.85	77.06	76.89	75.75	72.79	73.36	73.31	73.83	73.59	74.78	74.55	74.77	74.87	74.98
12/22/2017	77.73	73.41	74.30	76.94	75.88	73.45	76.64	76.33	75.00	72.88	73.33	73.67	73.92	73.57	74.96	74.80	74.54	74.88	74.79
12/23/2017	77.26	73.64	74.41	76.58	75.73	73.67	76.45	75.79	75.08	72.98	73.71	73.86	74.30	73.93	75.66	75.10	75.39	75.72	74.96
12/24/2017	77.00	73.33	74.30	76.11	75.11	73.28	76.15	75.31	74.55	72.72	73.60	73.62	74.28	73.98	75.21	74.93	75.00	75.12	74.64
12/25/2017	76.66	72.94	74.22	75.13	74.16	72.59	75.33	74.51	73.79	72.60	73.08	73.12	73.74	73.46	74.25	74.84	74.18	74.06	74.04
12/26/2017	75.61	72.59	74.08	74.03	73.22	72.26	73.90	73.43	73.75	72.63	72.80	72.79	73.28	72.76	73.41	74.18	73.15	73.50	73.41
12/27/2017	74.86	72.59	73.64	73.20	73.01	72.03	73.04	72.76	73.23	72.54	72.85	73.00	73.21	72.56	73.62	74.09	73.11	73.58	73.16
12/28/2017	74.20	72.09	72.99	72.91	72.97	71.79	72.61	72.37	72.97	72.46	72.60	73.34	72.99	72.03	73.08	73.69	72.46	74.89	72.91
12/29/2017	73.37	71.80	72.75	72.66	73.14	71.78	72.48	72.23	73.28	72.46	72.38	73.53	73.28	72.10	72.97	73.95	72.22	75.35	72.87
12/30/2017	73.06	72.03	72.49	72.47	72.93	71.70	72.28	72.28	72.83	72.40	72.45	73.58	73.57	72.20	72.97	73.57	72.43	75.81	72.84
12/31/2017	72.75	71.53	72.17	72.19	72.64	71.57	72.16	72.14	72.67	72.35	72.27	73.75	73.41	72.05	72.82	73.54	72.19	75.44	72.65

**b. What issues, if any, has the agency encountered with heating in CDF and CTF due to recent cold weather?**

Similar to most facilities and homes in the District, during the most recent historical cold front, the CDF and CTF experienced some fluctuations in heating due to needed air supply and valve improvements. These repairs were completed.

**70. What is the current status of roof repairs at CTF and CDF?**

This project was completed in FY17.

**71. *If an inmate misbehaves or otherwise violates a rule or directive, what is the DOC response/protocol?***

The Disciplinary process is governed by 5300.1H, Inmate Disciplinary and Administrative Housing hearing Procedures. Please see Attachment 16 for a copy of the policy. Inmates are provided notice of the DOC Policy, inmate offenses, and associated penalties in the Inmate Handbook provided each inmate at the time of intake/orientation. DOC's Disciplinary procedures meet all constitutional and correctional accreditation standards.

Depending upon the nature of the misbehavior or offense, staff counseling of the inmate may effectively resolve the issue(s). If a more serious offense is committed that warrants the writing of a disciplinary report, it is reviewed by an impartial DOC employee who, in turn, will determine if intervention by a disciplinary board is warranted. An inmate may be charged with a Class I, Class II, or Class III offense. A Class III offense is a minor offense and may be informally resolved. For Class I or II offenses, the inmate who is charged with a rule violation will be placed in prehearing detention only when it is necessary to ensure the inmate's safety or the security of the facility. While the policy is very detailed, a broad overview provides that:

1. The inmate must be provided with a written disciplinary report of the charges within 2 business days of discovery of the offense;
2. The Disciplinary Hearing Board must receive the disciplinary report and hold a hearing within 7 days before three Impartial Hearing Officers;
3. Inmates charged with a Class I offense may request a Public Defender to represent them and an inmate may have a staff representative for a Class II offense;
4. A staff representative may be provided where the inmate cannot collect evidence on his or her behalf, the inmate needs an interpreter, or their emotional or mental status is a barrier to presenting evidence themselves;
5. The inmate representative is allowed to confer with the accused, question witnesses, review statements, charges, and aid in the defense;
6. The Hearing Board issues a written decision within 2 days, which is reviewed by the Warden or designee to approve, vacate, reduce, or remand the findings within 3 days;
7. An inmate may appeal to the Warden, who will affirm or reverse the decision within 10 business days;
8. Inmates are given prehearing detention credit applied to their sanction; and
9. If an inmate is found not guilty, the Hearing Officer removes the report entirely from all of the inmate's files.

Restrictive housing units provide living conditions that approximate those of the general population with the exception of a few privileges such as social calls and visits, certain commissary privileges, and certain recreational programs. Inmates continue to access educational services, law/library services, social worker services, counseling services, religious guidance, legal calls and visits, and medical and mental health services.

**73. Please provide an update on the operations of the library system through DC Public Library.**

**a. How many volumes does it contain?**

In January 2015, the DC Public Library (DCPL) began a mobile library pilot program at the CDF with three (3) housing units. On February 23, 2015 the library went live and began providing full service to all housing units.

DCPL has focused its attention on further developing a robust collection to meet the many requests and needs of the DC Jail population. DCPL increased the collection by purchasing new books bringing the total collection to 12,477 books by January 2018.

**b. How frequently are its materials offered to inmates?**

All housing units are served each week. Inmates housed in the CTF are able to visit the new larger DOC branch of DCPL on a weekly basis, where they have access to library materials and the law library. DCPL staff serve inmates in the CDF using the mobile library, and access each unit once per week. Inmates are issued DCPL library cards as part of this program.

**c. How many inmates took advantage of the materials?**

In FY 2016, 1,000 inmates took advantage of the materials offered by DCPL. With the move of the DCPL branch to a larger space in CTF, the number of inmates that took advantage of library materials increased to 3,001 in FY 2017. Additionally, 7,543 inmates took advantage of the Law Library, and 921 library cards were issued in FY 2017.

**d. How many books have been checked out?**

In FY 2016, inmates checked out 5,451 books, and the number of books checked out increased to 13,540 books in FY 2017

**74. Please outline any parent-child activities organized by the agency or with agency partners (e.g. Father-Daughter dances).**

In FY16 and FY17, Collaborative Solutions for Communities (CSC), a non-profit agency, provided mediation and support to women, their children, and other family members in order to strengthen ties within the family unit before the woman is released.

DOC also collaborated with CSC, Voices for a Second Chance (VSC), and MBI Mental Health Services in the Second Chance Moms program. The program was developed for women between the ages of 18-25 who have custody of their children and who are returning citizens. Case management, family group counseling, behavioral health, mentoring, and other community reentry services are provided through their joint efforts and in conjunction with DOC. Services will continue for the women and their families upon her release.

DOC implemented the first Family Reunification Day in FY17. The 1<sup>st</sup> Family Reunification Day was held on May 20, 2017 for female inmates; June 10, 2017 for male inmates; and July 26, 2017 for juveniles inmates. The theme was "Keeping Families Connected". DOC invited the children and families of incarcerated individuals in for a period of fun, family, and connection to services to enhance their preparation for release and reunification their families.

The goal of the event is to assist in reducing recidivism by keeping families connected and initiating the process for successful reintegration. Community resource providers provided resources to the families to assist their loved ones with transitioning back to their homes. A guest speaker is at each event and speaks on the importance of being home for your family; how laws, crime, budgets, and programs affect the community; barriers encountered when returning to the community; and possible solutions to overcome these barriers.

DOC will continue to host Family Reunification Day to provide inmates additional opportunities to connect or reconnect with their families while they are preparing for reentry.

**75. *Please describe the procedures for in-person visitation at the CTF.***

Each inmate may have up to 12 people on their visitation list, and revisions to this list may be made six months from the date of arrival at the facility. Each inmate is allowed to have one visit per week. Visits may consist of up to five adults, or two adults and three minor children.

Face-to-face visiting hours are from 10:00 am to 8:00 pm. Visitors requesting an in-person visit must call 202-442-6155 between the hours of 8am and 4pm to schedule an in-person visit. The individual requesting the visit must provide the name of the inmate they will be visiting, as well of the names of all adults and children who will be visiting the inmate. Once the appointment is made, the visitor will receive a confirmation number.

Visitors must arrive 20 minutes prior to their scheduled visit time with their assigned confirmation number. All visitors age 18 and older must present proper identification, which includes a valid DC or state issued driver's license; valid DC or state issued non-driver's identification card with picture and address; or picture identification card issued by the federal, state, or local government. When staff is uncertain of the age of a youth visitor, they may be required to show photo identification, such as a school identification card.

**76. Please describe the video visitation system, its recent expansion, and any costs to inmates associated with its use. How many inmates have taken advantage of video visitation?**

Family members and friends continue to use the Department's innovative videoconferencing technology to connect with inmates housed at the D.C. Jail. Video Visitation is offered from Wednesday through Sunday beginning at 11 am and ending at 10 pm with inmates being allowed two forty-five minute visits per week. The main center is housed within the D.C. General Complex, with four satellites located in the Martin Luther King, Jr. Memorial Library (closed for renovation in March 2017), Anacostia Library, Deanwood Recreation Center, and Bald Eagle Recreation Center (Covering wards 2, 7, and 8). This visitation option has been supplemented by a face-to-face incentive program which began in June of 2015. Video visitation totals are provided in the table below.

Location	Start Date	Visits Conducted
Main Visitation Center	July 25, 2012	236,785
Martin Luther King, Jr. Memorial Library	September 13, 2013 (Closed since March 2017)	1,368
Deanwood Recreation Center	January 17, 2014 (Closed since January 2018)	1,284
Anacostia Library	January 11, 2015	297
Bald Eagle Recreation Center	February 18, 2015	993
<b>Total Video Visits Conducted</b>		<b>240,727</b>

On the first consecutive Monday and Tuesday of each month, inmates within the CDF who have been housed for a period of 60 days or more and have been free of sustained disciplinary infractions for at least 30 days are eligible for one thirty-minute face-to-face (behind Plexiglas) visit at the CDF. Face-to-face totals are provided in the tables below.

**FACE TO FACE VISITS 2017**

<b>Face to Face Visits 2017</b>	Jan	Feb	Mar	Apr	May	Jun	Jul	Aug	Sep	Oct	Nov	Dec	Totals
<b>Number of Inmates Eligible for Visits</b>	<b>693</b>	<b>649</b>	<b>602</b>	<b>698</b>	<b>701</b>	<b>677</b>	<b>682</b>	<b>663</b>	<b>722</b>	<b>758</b>	<b>706</b>	<b>646</b>	<b>8197</b>
<b>Number of Visits Scheduled</b>	<b>161</b>	<b>174</b>	<b>179</b>	<b>181</b>	<b>173</b>	<b>205</b>	<b>190</b>	<b>197</b>	<b>212</b>	<b>210</b>	<b>189</b>	<b>170</b>	<b>2241</b>
<b>Number of Visits Processed</b>	<b>135</b>	<b>157</b>	<b>162</b>	<b>166</b>	<b>149</b>	<b>163</b>	<b>162</b>	<b>166</b>	<b>189</b>	<b>179</b>	<b>168</b>	<b>154</b>	<b>1950</b>



**77. *Please describe the policies and the procedures for video visitation at the CTF for both the female and juvenile populations.***

Juvenile offenders receive two (2) video visits of forty-five (45) minutes each per week.

Persons who wish to visit juvenile inmates housed at the CTF must call 1-(888)-906-6394 or (202) 442-6155, Tuesday through Saturday between the hours of 9:00 am and 5:00 pm or access the DOC website at <http://visitation.doc.dc.gov> anytime to register and schedule visits.

Female offenders do not receive video visitation because they receive face-to-face visitation.

Female offenders housed at CTF receive one contact visit per week which may include up to five (5) adults or two (2) adults and three (3) minor children. The visits can last up to sixty (60) minutes. Visitation reservations are required to be scheduled with the Visitation Clerk, Monday through Friday by calling 202-442-6155 from 8:00 am to 4:00 pm.

**78. Please describe voter registration policies and activities of the agency in FY17 and FY18, to date.**

**a. How does the agency ensure that eligible inmates understand their voting rights?**

Each arrestee or inmate committed to the DOC who is a US citizen living in the District of Columbia is afforded the opportunity to register and vote in District of Columbia elections and/or elections for federal office. If the inmate decides to register to vote or declines to vote, that information is recorded and kept on file. Once the inmate completes the voter registration application, it is recorded in the offender management system, placed in an envelope, and hand delivered by a DOC mail carrier to the Board of Elections (BOE) with a signed receipt. Prior to each election, BOE and the DOC Voting Coordinator meet and plan for the upcoming election.

The DOC Voting Coordinator and staff, along with the BOE, develop a list of eligible registered inmates. Once the date has been set for voting to take place in both CTF and CDF, the inmates are notified of the upcoming election through case management services, posters, flyers, and regularly scheduled public announcements describing requirements to vote as well as the deadline for submitting applications for an absentee ballot and the date voting will take place.

The Mayor's Office on Returning Citizens Affairs (MORCA) sends a list of citizens and/or poll watchers who want to participate in the process. On the date of voting, MORCA poll watchers and BOE staff come into the facility and match the absentee ballots with the list of inmates. Stations are set on each floor to regulate the voting process and are staffed with a BOE staff member, poll watcher, case manager, correctional officer, and supervisor. Inmates are seated at the tables, given their absentee ballots, and receive instructions on how to vote by BOE staff. The process is viewed/monitored by the poll watchers and DOC staff. Once the ballot is completed, it is sealed by the inmate and handed to BOE staff. Ballots remain in BOE possession.

If an inmate is in court, out on a medical visit, or out on other temporary release, that inmate will be allowed to vote upon return to the facility in a private area with the voting coordinator facilitating the process. Once the ballot is completed and sealed by the inmate, the voting coordinator maintains control of it until it the ballot is picked up from the facility by the BOE with a signed receipt. DOC forwards voter registration applications to the BOE on a weekly basis. The DOC Voting Coordinator maintains communication with BOE and MORCA on all voting matters. If an eligible inmate registers to vote while incarcerated but is released before the election, he/she may vote once in the community.

**b. At what point in the intake process are inmates offered the opportunity to register to vote? Is this opportunity offered again during incarceration?**

The voting eligibility process actually begins upon an inmate's arrival into DOC custody at either the Central Detention Facility or the Correctional Treatment Facility. During the intake orientation process, DOC Case Managers review each inmate's commitment and prior history to determine whether that inmate is eligible to register to vote. Inmates are also given voting rights information. If an inmate is found to be eligible to vote and is not registered, he or she is offered an opportunity to complete a Voter Registration Form. Even if an inmate elects not to complete the Voter Registration Form during their initial orientation, these forms are made available throughout their stay and he or she may request one at any time.

After an inmate is found eligible to vote and has completed their Voter Registration Application Form, the Case Manager reviews the application with the inmate to ensure that it is accurate and complete. If the inmate needs assistance completing the form, the Case Manager provides that assistance or arranges for the appropriate person to give the needed assistance to the inmate. The Case Manager then initials and dates the application, which serves as verification to the BOE that the inmate registered on that date. If, during the inmate's orientation, a Case Manager has questions about their voting eligibility, the Voting Coordinator is immediately contacted. In the event the Voting Coordinator is not available, the Case Manager is required to directly contact the DC Board of Elections for a response.

Once the application is complete, it is forwarded to BOE the same day with a "Return Receipt Requested." Completed applications are monitored while in case management custody and are not left unattended at any time. If the Voting Coordinator is unavailable to receive the applications, they are hand delivered to the office of the Chief Case Manager.

The Case Manager then completes the Voter Registration Agency Certification, which denotes that the inmate has either registered to vote or has refused to complete the Voter Registration Form. The Certification Form is then scanned into the inmate's electronic file and the original form is sent to the Voting Coordinator, with a copy going to the inmate.

***c. What plans does DOC have to offer voting opportunities to inmates for the June 2018 primary election and the November 2018 general election?***

DOC has one staff person specifically dedicated to the DOC inmate voting operations, the Voting Coordinator. The Voting Coordinator guides the voter registration and voting processes, as outlined above. To ensure that residents in DOC custody have the opportunity to vote in the primary and general elections, the Voting Coordinator supervises and audits the voting activity in DOC facilities. The Voting Coordinator also works with the Board of Elections to relay necessary voting information to all eligible inmates for each election.

***d. How has DOC worked with the Board of Elections in FY17 and FY18, to date, to improve the agency's services for inmates in this area?***

DOC identifies inmates eligible to vote at intake, and inmates can request to register to vote at any point during their time in DOC custody. To enhance the voter registration process in DOC facilities, the Voting Coordinator meets with the Board of Elections (BOE) as part of the planning process for each election. This includes identifying any new information, processes, or requirements for registering to vote and/or voting. The Voting Coordinator completes voter registrations weekly and mails them to the BOE.

**79. *What is the typical caseload for case managers? Please describe the training for this position.***

Caseloads for a facility case manager average around 75 inmates. The assigned number is dependent upon the specific housing unit activity. Case managers are responsible for a number of critical services including intake processing, classification, housing assignments, PREA screening, referrals for specialized programming, administering risk and needs assessments, administrative housing reviews, grievance monitoring, supportive services coordination, and post release planning.

Minimum qualifications include a bachelor's degree and three to five years of work experience in a criminal justice setting. In addition to the required 40 hour pre-service and annual in-service training, new case managers are paired with experienced staff for a period of peer-based on-the-job training in key areas. Ongoing staff development around cultural diversity, PREA, LGBTQ relations, mental health, suicide prevention, and ethics is also required.

**80. *What educational services does the Department provide to juveniles with a GED or high school diploma?***

Currently, there are no juveniles in DOC custody that have earned a GED or high school Diploma. All juveniles are currently receiving daily on-site educational classes through the DC Public Schools' Incarcerated Youth Program. If a juvenile has earned a high school diploma or GED, online resources have been identified to allow pursuit of college credits via correspondence classes.

In addition to identifying these resources, DOC has piloted an initiative with the University of the District of Columbia Community College (UDC-CC) and the Office of the State Superintendent of Education (OSSE) to offer career and technical education courses to residents. Currently, discussions are being held to look at additional career and technical education (CTE) programs for residents in the coming year.

The Inside Out program, a collaboration with Howard University to offer college level courses to inside students (inmate) and outside students (Howard students) within the DOC facility, recently expanded to serve the juvenile unit and the emerging adults unit. The course offered to the juvenile unit, Art and Social Justice, uses education as a means to connect Inside-Out students through collaboration, dialogue, and creativity. This gives students a platform to interact, share, and present some ideas informed by themes of injustice and lived experiences. The class enables students to explore, interpret, and narrate contemporary issues in artistic form, whilst at the same time encouraging them to find an outlet for creative self-examination and personal reflection.

**81. *What special training do staff who work with juveniles receive? Are there any staff who interact with juveniles who do not receive this training?***

DOC works in partnership with DYRS and other sister agencies in providing training for juvenile program/security staff. Specialized training includes:

- Positive Youth Development;
- Juvenile Engagement;
- Title 16;
- Disciplinary Procedures;
- Juvenile Unit Operational Protocols;
- Trauma Informed Care;
- Crisis Intervention;
- Juvenile Programming;
- De-escalation; and
- Communication.

DOC staff also facilitates training for each new class of officers entering the academy focused on juvenile unit policies, day to day operation, and positive youth development/engagement with incarcerated youth.

The specialized training is important to the success of the juvenile unit and all staff assigned to the unit are required to complete the specialized training. In the event that a staff member assigned to the unit cannot complete their shift, DOC first attempts to cover this position by utilizing another trained staff member from a different shift. If another trained staff member is not available, DOC will assign a staff member who has not received the specialized training. However, this untrained staff member will work in conjunction with the team of trained staff on the unit.

**82. Please outline any ongoing environmental, structural or mechanical deficiencies throughout CDF and CTF.**

We have an ongoing preventative maintenance program to address any deficiencies that arise.



**83. *What is the agency's role in issuing returning citizens certificates of good standing?***

The Mayor's Office of Returning Citizens Affairs (MORCA) will request a Certificate of Good Standing from DOC on behalf of a returning citizen. Once the request is received, the Inmate Record Office staff will review the records of the requestor in all DOC databases and all other databases that DOC has access to, and then document any information on the Certificate of Good Standing form. When these procedures have been completed, a copy of the Certificate of Good Standing will be forwarded to an authorized staff member via email at [ORCA@dc.gov](mailto:ORCA@dc.gov) to the office of Returning Citizen Affairs. The MORCA will sign and date the Certificate of Good Standing as the issuer and return it to the requestor.

**84. Please describe any updates on the effects of the CTF transition on DOC operations. Are there any outstanding steps that need to be taken to complete the transition?**

**a. What benefits are associated with the transition?**

Several benefits are associated with the transition. These include expanded utilization of the CTF for housing inmates as well as for offering programs. The average daily population (ADP) at CTF has increased by nearly 100 inmates since last year. DOC is now utilizing 26 different housing units at the CTF, as it has expanded program offerings for inmates. Finally, as DOC will begin the process of training staff on how to operate Direct Supervision housing units in FY 2018 and FY 2019, the CTF space will prove critical for staff to be able to gain experience in successfully supervising inmates under this model.

**b. What cost savings have occurred, and what cost savings are projected?**

To consider the cost benefits associated with DOC operating CTF, it is helpful to consider how cost is structured. Under contractual operations, the personal services and administrative costs were the primary cost drivers for the contractor and were the primary component of costs to the District. Most of the NPS costs were assumed by the District, even under contractual operations of CTF. Personal services costs are determined by the number of housing units in operation, regardless of whether they are used only for purposes of programming or also to house inmates. If CCA (CoreCivic) were still operating the facility, they would have charged us for the staffing costs associated with staffing 26 housing units (corresponding to the manner in which DOC is currently operating CTF). Based upon previous assumptions utilized for justifying CTF transition, it still costs the District less to operate and maintain CTF than it would cost to pay a contractor to operate and maintain CTF.

**c. Has the transition allowed DOC to more effectively use space at CTF? If so, in what way?**

Yes, we were able to expand programming at CTF and occupy previously empty housing units at CTF, with inmates receiving more programs.

**d. How has the transition affected programming, if at all?**

Since the CTF transition, DOC has implemented a number of programs at the CTF such as the Young Adult Unit, the expanded Work Readiness Program, the expanded Inside Out courses, and the Reentry Program. DOC, in collaboration with DCPL, was able to move the DOC branch of DCPL to CTF and expand the collection of books in the branch.

**e. How has the agency altered its staffing schedules following the transition?**

Following the transition the CTF, staff went from 12 hour shifts to 8 hour shifts.

***85. Please provide an update on DOC's intended Memorandum of Understanding with the Bureau of Prisons to bring out-of-state inmates back to the District 6 to 9 months prior to their release dates.***

The Director is exploring this possible initiative with the BOP Director.

**86. Please describe the status of the Department's planning for the construction of a new jail.**

***a. What is the status of the Office of Public-Partnerships request for proposals? What is the expected timeline for the request for proposals to go out?***

Currently, the District has not issued a request for proposal (RFP). A timeline for the request for proposals will be established once the Executive Office of the mayor (EOM) has conducted appropriate community engagement. EOM wants to include items from the community engagement process in the request for proposals.

***b. How does DOC engaged stakeholders and community leaders in the planning process?***

DOC has been an active participant in community engagement forums, upon invitation. DOC has had preliminary and formal meetings with the community. DOC is in the process of finalizing our strategy to engage stakeholders. DOC is also working with the EOM in launching a community engagement series in order to glean the community's input into the new jail for incorporation in the request for proposals.

***c. What has DOC gleaned from the Criminal Justice Coordinating Council's custodial population study? How does this study inform DOC's programmatic planning for the new facility?***

DOC appreciates the CJCC's production of the report. The report will serve as one of many guides in assisting DOC to enhance and implement planning both currently and for any new facility.

**87. What are the mandatory training requirements for volunteers at CDF and CTF?**

All DOC volunteers are required to undergo training before entry into the facility and annually thereafter. Volunteers and service providers currently receive training on correctional behaviors and evidence-based practices in correctional settings.

**a. How long do the trainings take?**

Training for new volunteers is eight hours.

**b. How many volunteers have participated in the trainings?**

There were 230 volunteers trained in calendar year 2017.

**c. What types of volunteers have participated in the trainings?**

A wide range of volunteers have participated in the DOC volunteer training to facilitate programs for inmates. These include politicians, music artists, bankers, doctors, lawyers, ex-offenders, clergy of all faiths, retired military, school teachers active and retired, retired police officers, church deacons, barbers, community activists, artists, and retired homeland security personnel.

**88. Does DOC provide food to DOC inmates while they are waiting to be seen by judges at D.C. Superior Court? If so, what specific food? If not, who provides these inmates food?**

DOC provides inmates designated for Court and those transported by the CCB with brown bag meals that consist of a sandwich, snack, and a drink.

**89. For FY17 and FY18, to date, please indicate all known incidents in which contraband was smuggled into either facility. In your answer, please specify what contraband as well as the DOC response.**

FY 17	Location	Type (Contraband)	DOC Response
10/4/2016	Visiting Hall Three	Marijuana, Cocaine, and Heroin	Items confiscated, investigated and secured in contraband safe per PS 5010.3E
10/10/2016	South Two	Tobacco	Items confiscated, investigated and secured in contraband safe per PS 5010.3E
10/25/2016	Mailroom	Suboxone	Items confiscated, investigated and secured in contraband safe per PS 5010.3E
11/17/2016	South Two	Heroin	Items confiscated, investigated and secured in contraband safe per PS 5010.3E
11/19/2016	South Two	Tobacco	Items confiscated, investigated and secured in contraband safe per PS 5010.3E
11/20/2016	Southeast Three	Marijuana	Items confiscated, investigated and secured in contraband safe per PS 5010.3E
11/20/2016	South Two	Tobacco	Items confiscated, investigated and secured in contraband safe per PS 5010.3E
12/12/2016	Northwest One	Tobacco	Items confiscated, investigated and secured in contraband safe per PS 5010.3E
12/12/2016	Northwest Two	Marijuana	Items confiscated, investigated and secured in contraband safe per PS 5010.3E
12/13/2016	Northwest Two	Marijuana	Items confiscated, investigated and secured in contraband safe per PS 5010.3E
12/15/2016	North One	Tobacco	Items confiscated, investigated and secured in contraband safe per PS 5010.3E
12/27/2016	Mailroom	Suboxone	Items confiscated, investigated and secured in contraband safe per PS 5010.3E
1/3/2017	Inmate Reception Center	Suboxone	Items confiscated, investigated and secured in contraband safe per PS 5010.3E
1/4/2017	Visiting Hall One	Suboxone, Marijuana, Cocaine, Heroin	Items confiscated, investigated and secured in contraband safe per PS 5010.3E
1/20/2017	South Two	Suboxone, Heroin, Tobacco, Cigarettes	Items confiscated, investigated and secured in contraband safe per PS 5010.3E
1/27/2017	C4B	Tobacco	Items confiscated, investigated and secured in contraband safe per PS 5010.3E
2/10/2017	Southwest Two	Marijuana	Items confiscated, investigated and secured in contraband safe per PS 5010.3E
2/15/2017	South Two	Marijuana, Tobacco	Items confiscated, investigated and secured in contraband safe per PS 5010.3E
2/23/2017	Northwest Two	Marijuana, Heroin	Items confiscated, investigated and secured in contraband safe per PS 5010.3E
2/25/2017	Inmate Reception Center	Marijuana	Items confiscated, investigated and secured in contraband safe per PS 5010.3E
2/25/2017	Inmate Reception Center	Marijuana	Items confiscated, investigated and secured in contraband safe per PS 5010.3E
3/7/2017	Northwest Two	Marijuana	Items confiscated, investigated and secured in contraband safe per PS 5010.3E

FY 17	Location	Type (Contraband)	DOC Response
3/20/2017	South Two	Marijuana	Items confiscated, investigated and secured in contraband safe per PS 5010.3E
4/3/2017	South Two	Marijuana	Items confiscated, investigated and secured in contraband safe per PS 5010.3E
4/3/2017	South Two	Marijuana, Tobacco	Items confiscated, investigated and secured in contraband safe per PS 5010.3E
4/5/2017	Inmate Reception Center /RD CONTROL	Cigarettes	Items confiscated, investigated and secured in contraband safe per PS 5010.3E
4/20/2017	Northwest Two	Marijuana, Cocaine	Items confiscated, investigated and secured in contraband safe per PS 5010.3E
4/21/2017	Northwest Two	Marijuana	Items confiscated, investigated and secured in contraband safe per PS 5010.3E
4/26/2017	CTF Visiting Hall	Suspected Marijuana, Cigarettes	Items confiscated, investigated and secured in contraband safe per PS 5010.3E
5/2/2017	South Two	Marijuana, Tobacco	Items confiscated, investigated and secured in contraband safe per PS 5010.3E
5/4/2017	Northwest Two	Marijuana	Items confiscated, investigated and secured in contraband safe per PS 5010.3E
5/5/2017	Northwest Two	Marijuana	Items confiscated, investigated and secured in contraband safe per PS 5010.3E
5/7/2017	Northwest Two	Marijuana	Items confiscated, investigated and secured in contraband safe per PS 5010.3E
5/11/2017	Male R&D	Cocaine	Items confiscated, investigated and secured in contraband safe per PS 5010.3E
5/15/2017	South Two	Marijuana	Items confiscated, investigated and secured in contraband safe per PS 5010.3E
5/24/2017	Male R&D	Cocaine	Items confiscated, investigated and secured in contraband safe per PS 5010.3E
5/30/2017	South Two	Marijuana	Items confiscated, investigated and secured in contraband safe per PS 5010.3E
6/2/2017	Inmate Reception Center	Marijuana, Cocaine, Tobacco	Items confiscated, investigated and secured in contraband safe per PS 5010.3E
6/3/2017	Staff Entrance	Marijuana, Cigarettes, Tobacco	Items confiscated, investigated and secured in contraband safe per PS 5010.3E
6/19/2017	South Two	Marijuana	Items confiscated, investigated and secured in contraband safe per PS 5010.3E
7/13/2017	CTF Visiting Hall	Suspected Opioid	Items confiscated, investigated and secured in contraband safe per PS 5010.3E
7/29/2017	Southwest Two	Heroin	Items confiscated, investigated and secured in contraband safe per PS 5010.3E
8/7/2017	South Two	Marijuana	Items confiscated, investigated and secured in contraband safe per PS 5010.3E
8/9/2017	South Two	Marijuana	Items confiscated, investigated and secured in contraband safe per PS 5010.3E
8/18/2017	South Two	Marijuana	Items confiscated, investigated and secured in contraband safe per PS 5010.3E
8/29/2017	Northeast One	Marijuana	Items confiscated, investigated and secured in contraband safe per PS 5010.3E
9/13/2017	South Two	Marijuana	Items confiscated, investigated and secured in contraband safe per PS 5010.3E



FY 18	Location	Type (Contraband)	DOC Response
10/5/2018	Mailroom	Suspected Heroin	Items confiscated, investigated and secured in contraband safe per PS 5010.3E
10/25/2017	South Two	K2	Items confiscated, investigated and secured in contraband safe per PS 5010.3E
11/3/2017	Visiting Hall -3 shakedown room	Opioid	Items confiscated, investigated and secured in contraband safe per PS 5010.3E
11/7/2017	Southwest Two	K2	Items confiscated, investigated and secured in contraband safe per PS 5010.3E
12/14/2017	Mailroom	Suspected Heroin	Items confiscated, investigated and secured in contraband safe per PS 5010.3E
12/28/2017	CTF Visiting Hall	Marijuana	Items confiscated, investigated and secured in contraband safe per PS 5010.3E
12/19/2017	CTF Visiting Hall	Marijuana	Items confiscated, investigated and secured in contraband safe per PS 5010.3E
1/1/2018	North One	Suboxone	Items confiscated, investigated and secured in contraband safe per PS 5010.3E
1/2/2018	Visiting Hall 2	Tobacco	Items confiscated, investigated and secured in contraband safe per PS 5010.3E
1/2/2018	CDF Visiting Hall	Marijuana	Items confiscated, investigated and secured in contraband safe per PS 5010.3E
1/19/2018	South 2 Sallyport	Cocaine	Items confiscated, investigated and secured in contraband safe per PS 5010.3E
1/19/2018	D2B	Cell Phone Watch	Items confiscated, investigated and secured in contraband safe per PS 5010.3E

**90. Please provide an update on DOC procedures for prohibiting contraband from entering DOC facilities.**

Please reference Contraband Control 5010.3D, see Attachment 17.

**a. What new policies, if any, have been implemented since the overdose deaths of two inmates earlier this year?**

There were no new policies, however the Entry and Exit Procedures has been revised and the procedures are tested with integrity checks.

**b. What policies have been implemented to prevent contraband from entering facilities by mail?**

Program Statement 4070.4G, Inmate Correspondence and Incoming Publications has been implemented in order to prevent contraband from entering the facility via mail. Such policy ensures that staff open, review, and inspect mail items prior to distributing them to the receivers on a daily basis. Additionally, a suspicious package attachment has been created to ensure staff are not only aware of how to identify a suspicious package but also how to handle it. We are working with the commissary vendor to implement a secure web-based communication system that is accessed through a kiosk in the housing unit. This will assist with the reduction of contraband being sent into the facility through the mail. These policies are not new and are ongoing.

**c. How often is contraband found by DOC through cell searches or otherwise?**

Pursuant to DOC Policy 5009.2E, all inmates entering or re-entering the facility are thoroughly searched. DOC conducts over 500,000 searches of inmates each year, with annual average of 17,000 searches occurring at intake.

An entrance search is also required for non-inmates entering DOC facilities (i.e., staff, volunteers, visitors, contractors, legal visits, etc.) whereby personal property is x-rayed and the individual completes an L3 body scan and pat search. In the last 12 months, DOC has searched nearly 12,000 inmates at intake; 1,720 social visitors; and 2,500 legal visitors. In addition, DOC staff regularly searches 1,000 employees; over 200 contractors; and volunteers from over 100 local organizations to detect and intercept contraband.

Despite the increased contraband introduction efforts, the discovery of contraband continues to be very rare.

**d. How often are opioids, such as heroin, fentanyl and diphenhydramine found in the cells or facility, in the mail or on persons attempting to enter the facility?**

Please refer to the chart in Question 89.

**91. Please provide an update on DOC's efforts to prevent the overdetention of inmates, such as occurred in the incident of Carlton Harris earlier this year.**

It is the policy of the DOC not to comment on specific cases regarding inmates.

**a. What steps has DOC taken to remedy any breakdowns in communication between DOC and the U.S. Marshals? What further steps, if any, does DOC plan to take?**

United States District Court (USDC) inmates are under the exclusive authority of the U.S. Marshals Service (USMS) and are held at the D.C Department of Corrections (DOC), pursuant to a contract. Per the terms of their contract and USMS nationwide policy, DOC has no authority to release or detain a federal inmate and may only do so per the instructions of USMS, historically by their issuance of a "Form 41" instructing DOC to do so. As such, DOC does not receive court orders, judgment and commitment orders, release orders, or other records from the court, only directions from USMS. This is in contrast to the process with D.C. Superior Court, where DOC receives the documents and works closely in coordination with their Quality Assurance Branch every day to ensure orders, sentences, and other legal instruments are correct and properly executed. USDC has no equivalent to the Quality Assurance Branch or the sharing of substantive case information.

**b. Did DOC and the U.S. Marshals meet to discuss the improvement of information flow on November 1, 2017, as planned? What was the outcome of the meeting? Does DOC plan to meet with the U.S. Marshals on a regular basis?**

Yes, DOC and the USMS meet quarterly with the goal of improving the paper flow process between USMS and DOC. Recently, we have agreed with the newly installed USMS Director that these meetings will occur on a monthly basis. Collectively, over the course of these extensive working meetings, USMS and DOC have agreed to a number of procedures. Some of the improvements made include, but are not limited to, the following:

1. Clarifying what documents issued by USMS are considered inmate "holding" authorizations;
2. Clarifying the documentation and methodology for release;
3. Preventing JACCS database discrepancies regarding DCSC in-transit holds versus USDC in-transit holds;
4. Streamlining after-hours point of contact information for USMS and DOC;
5. Streamlining the Federal Removal process;
6. Implementing a checks and balances review process to identify discrepancies in detentions;
7. Coordinating between USMS and USPC to address issues regarding parole violators; and
8. Agreeing that the USPC would send the Notice of Action (NOA) to the US Marshals as early as possible so that the USMS can issue an email for DOC to release a parole violator.

**c. How many incidents of inmate overdetentions have occurred in FY17 and FY18, to date? How many of these incidents involved U.S. District Court inmates, and how many involved DOC inmates?**

No District Court Inmate has been detained past the scheduled date of release. In FY17, there were two (2) individuals that were over-detained from Superior Court and one (1) individual has been over-detained from Superior Court in FY18, to date.

**92. *What are the scenarios that would lead to the transfer of an inmate housed in CTF to CDF? What policies are in place, if any, for an inmate to appeal such a transfer? How are their attorneys and families notified of the transfers?***

An inmate may be transferred from CTF to CDF for safety and security reasons. Transfers are not able to be appealed. Neither the inmates' attorneys nor the families are notified of such transfers.

**93. *What is DOC's policy regarding informing family members of an inmate's hospitalization? Of an inmate's death? Of an inmate's transfer of facilities? Of an inmate's placement in restrictive housing?***

Due to safety and security reasons, DOC does not notify family of an inmate's hospitalization, with the exception of Title XVI inmates, unless the hospitalization is life-threatening or that inmate is incapacitated.

In the event of an inmate's death, the next of kin is notified by the DOC Chaplain.

DOC does not notify family members of an inmate's transfer of facilities or whether an inmate has been placed in restrictive housing, with the exception of the Title XVI.

**94. Please provide menus reflecting food served to inmates in CDF and CTF for FY17 and FY18, to date, by day.**

Please see Attachment 18.

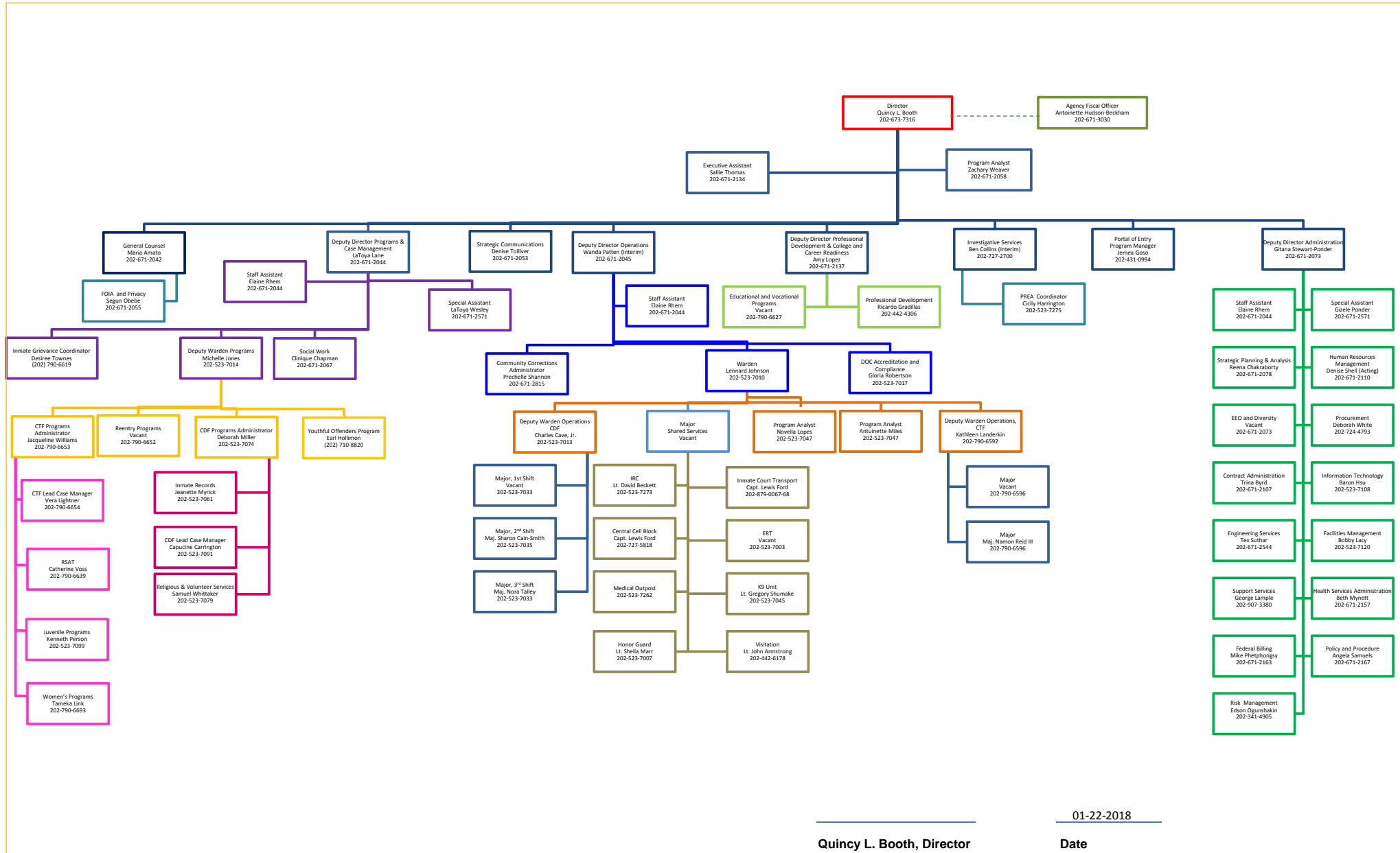
**95. *What items are available in the commissary, and what are the costs to inmates? When are these costs waived due to temperature (e.g. cold drinks in the summer or long johns in the winter)?***

At intake, DOC issues seasonally appropriate items (thermals, shorts, blankets, etc.). Beyond the intake allotment, DOC provides additional clothing and hot or cold beverages as needed.

Commissary costs cannot be waived and commissary items are served at room temperature.

Please see Attachment 19.

# DOC Organization Chart



01-22-2018

Quincy L. Booth, Director

Date



# Transaction Detail

## DCPCARD

Date/Time Printed: 02/02/2018 10:34:23 AM

O

Selection Criteria: Post Date Is Between '10/1/2016' AND '9/30/2017'

Tran ID	Tran Date	Post Date	Purchase Method	Merchant	City, State	MCC	Debit Amount	Credit Amount	Tax
<b>BAKER, MICHELLE *****1854</b>									
176911068	10/14/2016	10/14/2016	Unknown	COMCAST OF WASHINGTON	800-COMCAST, DC	4899	\$69.80	\$0.00	\$0.00
176911069	10/14/2016	10/14/2016	Unknown	READYREFRESH BY NESTLE	800-274-5282, MA	5999	\$241.83	\$0.00	\$0.00
177020073	10/13/2016	10/17/2016	Unknown	LVI SERVICES INC	212-951-3668, NY	2842	\$3,150.00	\$0.00	\$0.00
177020074	10/14/2016	10/17/2016	Unknown	SENODA INC	WASHINGTON, DC	2741	\$2,055.00	\$0.00	\$0.00
177328955	10/19/2016	10/21/2016	Unknown	OTC BRANDS, INC.	OMAHA, NE	5964	\$188.40	\$0.00	\$0.00
177908306	10/27/2016	10/31/2016	Unknown	PARTY CITY	LANHAM, MD	5999	\$95.76	\$0.00	\$0.00
177908307	10/28/2016	10/31/2016	Unknown	UMCP FIRE AND RESCUE	03012269905, MD	8220	\$800.00	\$0.00	\$0.00
177908308	10/30/2016	10/31/2016	Unknown	STAPLES 00102269	BERWYN HEIGHT, MD	5943	\$23.28	\$0.00	\$0.00
177993413	10/31/2016	11/01/2016	Unknown	STAPLES 00102186	WASHINGTON, DC	5943	\$14.99	\$0.00	\$0.00
178132763	11/01/2016	11/03/2016	Unknown	PARTY CITY	FORESTVILLE, MD	5999	\$56.85	\$0.00	\$0.00
178213338	11/03/2016	11/04/2016	Unknown	ART & FRAMING	WASHINGTON, DC	5999	\$160.00	\$0.00	\$0.00
178640966	11/11/2016	11/11/2016	Unknown	COMCAST OF WASHINGTON	800-COMCAST, DC	4899	\$60.63	\$0.00	\$0.00
178640967	11/11/2016	11/11/2016	Unknown	COMCAST OF WASHINGTON	800-COMCAST, DC	4899	\$69.80	\$0.00	\$0.00
178640968	11/10/2016	11/11/2016	Unknown	CHAMPION AWARDS	WASHINGTON, DC	5999	\$21.50	\$0.00	\$0.00
178640969	11/10/2016	11/11/2016	Unknown	ADAMS MORGAN ACE HARDW	WASHINGTON, DC	5251	\$54.02	\$0.00	\$0.00
178640970	11/10/2016	11/11/2016	Unknown	LOGAN HARDWARE	WASHINGTON, DC	5251	\$169.11	\$0.00	\$0.00
178640971	11/10/2016	11/11/2016	Unknown	TRUE VALUE HDW ON 17TH	WASHINGTON, DC	5251	\$59.97	\$0.00	\$0.00
178734765	11/10/2016	11/14/2016	Unknown	LANDOVER PRINTING CENT	LANDOVER, MD	7338	\$19.80	\$0.00	\$0.00
179017220	11/17/2016	11/18/2016	Unknown	THE HAMILTON GROUP	02026894304, DC	5111	\$2,273.00	\$0.00	\$0.00

© 2018 JPMorgan Chase & Co. All rights reserved.

\*CONFIDENTIAL - THIS REPORT CONTAINS SENSITIVE DATA. UNAUTHORIZED USE PROHIBITED.\*

Transaction Detail

Page 1 of 64

179535239	11/30/2016	11/30/2016	Unknown	READYREFRESH BY NESTLE	800-274-5282, MA	5999	\$8.99	\$0.00	\$0.00
179611863	11/29/2016	12/01/2016	Unknown	LANDOVER PRINTING CENT	LANDOVER, MD	7338	\$220.50	\$0.00	\$0.00
179611864	11/29/2016	12/01/2016	Unknown	THE HAMILTON GROUP	02026894304, DC	5111	\$0.00	(\$2,273.00)	\$0.00
179700871	12/01/2016	12/02/2016	Unknown	HAVIS INC	02159570720, PA	5085	\$358.20	\$0.00	\$0.00
179700872	12/01/2016	12/02/2016	Unknown	TABLEAU SOFTWARE INC.	2066333400, WA	5734	\$1,200.00	\$0.00	\$0.00
179820303	12/02/2016	12/05/2016	Unknown	SOLARWINDS	866-530-8100, TX	5734	\$1,250.00	\$0.00	\$0.00
179820304	12/02/2016	12/05/2016	Unknown	THE HAMILTON GROUP	02026894304, DC	5111	\$1,969.80	\$0.00	\$0.00
180123448	12/08/2016	12/09/2016	Unknown	STANDARD OFFICE SUPPLY	202-8294820, DC	5943	\$1,055.75	\$0.00	\$0.00
180241957	12/10/2016	12/12/2016	Unknown	COMCAST OF WASHINGTON	800-COMCAST, DC	4899	\$69.80	\$0.00	\$0.00
180241958	12/10/2016	12/12/2016	Unknown	COMCAST OF WASHINGTON	800-COMCAST, DC	4899	\$53.75	\$0.00	\$0.00
180241959	12/09/2016	12/12/2016	Unknown	OTC BRANDS, INC.	OMAHA, NE	5964	\$199.66	\$0.00	\$0.00
180515534	12/15/2016	12/16/2016	Unknown	EARTH-KIND, INC.	BISMARCK, ND	5099	\$1,792.99	\$0.00	\$0.00
180616213	12/15/2016	12/19/2016	Unknown	THE HOME DEPOT #2583	WASHINGTON, DC	5200	\$1,183.96	\$0.00	\$0.00
180616216	12/16/2016	12/19/2016	Unknown	DURON #3373	DIST COLUMBIA, DC	5231	\$930.00	\$0.00	\$0.00
180724215	12/20/2016	12/21/2016	Unknown	DURON #3373	DIST COLUMBIA, DC	5231	\$1,170.00	\$0.00	\$0.00
180724216	12/20/2016	12/21/2016	Unknown	DURON #3373	DIST COLUMBIA, DC	5231	\$0.00	(\$930.00)	\$0.00
180823067	12/21/2016	12/23/2016	Unknown	HOMEDEPOT.COM	800-430-3376, GA	5200	\$63.84	\$0.00	\$0.00
180875206	12/24/2016	12/26/2016	Unknown	COMCAST OF WASHINGTON	800-COMCAST, DC	4899	\$60.63	\$0.00	\$0.00
180875207	12/24/2016	12/26/2016	Unknown	READYREFRESH BY NESTLE	800-274-5282, MA	5999	\$273.57	\$0.00	\$0.00
180875208	12/23/2016	12/26/2016	Unknown	HUMANE RESTRAINT CO	608-8496313, WI	5047	\$1,666.26	\$0.00	\$0.00
180875209	12/23/2016	12/26/2016	Unknown	ECOTENSIL, INC	CORTE MADERA, CA	5719	\$217.28	\$0.00	\$0.00
180969735	12/27/2016	12/29/2016	Unknown	ANCHORTEX CORPORATION	TEL8567665240, NJ	5999	\$1,607.55	\$0.00	\$0.00

© 2018 JPMorgan Chase & Co. All rights reserved.

\*CONFIDENTIAL - THIS REPORT CONTAINS SENSITIVE DATA. UNAUTHORIZED USE PROHIBITED.\*

Transaction Detail

Page 2 of 64

181121983	01/03/2017	01/04/2017	Unknown	STAPLES	00102186	WASHINGTON, DC	5943	\$38.98	\$0.00	\$0.00
181166370	01/05/2017	01/05/2017	Unknown	COMCAST OF WASHINGTON		800-COMCAST, DC	4899	\$69.80	\$0.00	\$0.00
181310041	01/06/2017	01/09/2017	Unknown	D AND D TIRE CO.		HYATTSVILLE, MD	5532	\$720.29	\$0.00	\$0.00
181310042	01/06/2017	01/09/2017	Unknown	CAMBRIDGE EDUCATION SR		08472992930, IL	8299	\$1,210.09	\$0.00	\$0.00
181310043	01/06/2017	01/09/2017	Unknown	STANDARD OFFICE SUPPLY		202-8294820, DC	5943	\$1,539.93	\$0.00	\$0.00
181421087	01/10/2017	01/11/2017	Unknown	STANDARD OFFICE SUPPLY		202-8294820, DC	5943	\$89.99	\$0.00	\$0.00
181552731	01/12/2017	01/13/2017	Unknown	NEXT DAY SIGN EXPRESS		WASHINGTON, DC	8999	\$393.00	\$0.00	\$0.00
181653262	01/14/2017	01/16/2017	Unknown	SQ *SQ *A DIGITAL SOLU		GOSQ.COM, DC	7299	\$4,950.00	\$0.00	\$0.00
181745155	01/17/2017	01/18/2017	Unknown	STAPLES	00102186	WASHINGTON, DC	5943	\$60.26	\$0.00	\$3.28
181800611	01/18/2017	01/19/2017	Unknown	STANDARD OFFICE SUPPLY		202-8294820, DC	5943	\$307.85	\$0.00	\$0.00
181872852	01/19/2017	01/20/2017	Unknown	STANDARD OFFICE SUPPLY		202-8294820, DC	5943	\$89.99	\$0.00	\$0.00
181872853	01/19/2017	01/20/2017	Unknown	STAPLES	00102186	WASHINGTON, DC	5943	\$0.00	(\$3.28)	(\$3.28)
181872855	01/19/2017	01/20/2017	Unknown	STAPLES	00102186	WASHINGTON, DC	5943	\$54.95	\$0.00	\$0.00
181973525	01/20/2017	01/23/2017	Unknown	XCLUDER		847-495-4700, IL	7342	\$1,069.50	\$0.00	\$0.00
182184645	01/25/2017	01/26/2017	Unknown	WW GRAINGER		877-2022594, PA	5085	\$1,473.14	\$0.00	\$0.00
182270887	01/26/2017	01/27/2017	Unknown	SIGNS BY TOMORROW		07035240019, VA	5099	\$2,475.51	\$0.00	\$0.00
182270888	01/26/2017	01/27/2017	Unknown	HAVIS INC		02159570720, PA	5085	\$1,093.14	\$0.00	\$0.00
182386740	01/28/2017	01/30/2017	Unknown	COMCAST OF WASHINGTON		800-COMCAST, DC	4899	\$55.28	\$0.00	\$0.00
182386741	01/28/2017	01/30/2017	Unknown	COMCAST OF WASHINGTON		800-COMCAST, DC	4899	\$99.80	\$0.00	\$0.00
182386742	01/28/2017	01/30/2017	Unknown	READYREFRESH BY NESTLE		800-274-5282, MA	5999	\$178.57	\$0.00	\$0.00
182386743	01/27/2017	01/30/2017	Unknown	DURON #3373		DIST COLUMBIA, DC	5231	\$876.68	\$0.00	\$0.00
182386744	01/27/2017	01/30/2017	Unknown	WW GRAINGER		877-2022594, PA	5085	\$447.60	\$0.00	\$0.00

© 2018 JPMorgan Chase & Co. All rights reserved.

\*CONFIDENTIAL - THIS REPORT CONTAINS SENSITIVE DATA. UNAUTHORIZED USE PROHIBITED.\*

Transaction Detail

Page 3 of 64

182469360	01/30/2017	01/31/2017	Unknown	CVS/PHARMACY #04546	WASHINGTON, DC	5912	\$38.91	\$0.00	\$2.12
182469361	01/30/2017	01/31/2017	Unknown	CVS/PHARMACY #04546	WASHINGTON, DC	5912	\$0.00	(\$38.91)	\$0.00
182469362	01/30/2017	01/31/2017	Unknown	CVS/PHARMACY #04546	WASHINGTON, DC	5912	\$36.79	\$0.00	\$0.00
182599993	01/31/2017	02/02/2017	Unknown	PARTY CITY	LANHAM, MD	5999	\$41.79	\$0.00	\$0.00
182599994	02/01/2017	02/02/2017	Unknown	NORTHSHOREC	4403666112, OH	5732	\$266.69	\$0.00	\$0.00
182937779	02/06/2017	02/08/2017	Unknown	LANDOVER PRINTING CENT	LANDOVER, MD	7338	\$379.57	\$0.00	\$0.00
182937780	02/07/2017	02/08/2017	Unknown	ART & FRAMING	WASHINGTON, DC	5999	\$600.00	\$0.00	\$0.00
183006207	02/08/2017	02/09/2017	Unknown	STAPLES 00115329	WASHINGTON, DC	5943	\$187.26	\$0.00	\$0.00
183082747	02/09/2017	02/10/2017	Unknown	STANDARD OFFICE SUPPLY	202-8294820, DC	5943	\$127.72	\$0.00	\$0.00
183194286	02/10/2017	02/13/2017	Unknown	USPS PO 1049490275	WASHINGTON, DC	9402	\$78.48	\$0.00	\$0.00
183194287	02/11/2017	02/13/2017	Unknown	MOBILITY WORKS - WILBE	330-8611118, OH	5511	\$233.80	\$0.00	\$11.69
183271438	02/14/2017	02/14/2017	Unknown	ULINE *SHIP SUPPLIES	800-295-5510, WI	5964	\$499.37	\$0.00	\$0.00
183328404	02/14/2017	02/15/2017	Unknown	LINKEDIN	LINKEDIN.COM, CA	5968	\$2,100.00	\$0.00	\$0.00
183392168	02/15/2017	02/16/2017	Unknown	CVS/PHARMACY #04546	WASHINGTON, DC	5912	\$18.49	\$0.00	\$1.01
183392169	02/15/2017	02/16/2017	Unknown	CVS/PHARMACY #04546	WASHINGTON, DC	5912	\$0.00	(\$18.49)	\$0.00
183392170	02/15/2017	02/16/2017	Unknown	CVS/PHARMACY #04546	WASHINGTON, DC	5912	\$17.48	\$0.00	\$0.00
183464274	02/16/2017	02/17/2017	Unknown	USPS PO 1049490275	WASHINGTON, DC	9402	\$128.58	\$0.00	\$0.00
183464275	02/16/2017	02/17/2017	Unknown	THE HAMILTON GROUP	02026894304, DC	5111	\$1,628.79	\$0.00	\$0.00
183571502	02/17/2017	02/20/2017	Unknown	USPS PO 1049490275	WASHINGTON, DC	9402	\$25.35	\$0.00	\$0.00
183571503	02/17/2017	02/20/2017	Unknown	THE HOME DEPOT #2583	WASHINGTON, DC	5200	\$29.24	\$0.00	\$0.00
183668165	02/21/2017	02/22/2017	Unknown	USPS PO 1049490275	WASHINGTON, DC	9402	\$69.03	\$0.00	\$0.00
183923845	02/25/2017	02/27/2017	Unknown	COMCAST OF WASHINGTON	800-COMCAST, DC	4899	\$55.28	\$0.00	\$0.00
183923846	02/25/2017	02/27/2017	Unknown	COMCAST OF WASHINGTON	800-COMCAST, DC	4899	\$99.80	\$0.00	\$0.00
183923847	02/25/2017	02/27/2017	Unknown	READYREFRESH BY NESTLE	800-274-5282, MA	5999	\$8.99	\$0.00	\$0.00

© 2018 JPMorgan Chase & Co. All rights reserved.

\*CONFIDENTIAL - THIS REPORT CONTAINS SENSITIVE DATA. UNAUTHORIZED USE PROHIBITED.\*

Transaction Detail

Page 4 of 64

183923848	02/24/2017	02/27/2017	Unknown	CTC*CONSTANTCONTA CT.C	855-2295506, MA	5968	\$70.00	\$0.00	\$0.00
183923849	02/24/2017	02/27/2017	Unknown	LANDOVER PRINTING CENT	LANDOVER, MD	7338	\$452.80	\$0.00	\$0.00
184236523	03/01/2017	03/03/2017	Unknown	BEST WESTERN IWO JIMA	ARLINGTON, VA	3502	\$924.06	\$0.00	\$0.00
184236524	03/02/2017	03/03/2017	Unknown	CTC*CONSTANTCONTA CT.C	855-2295506, MA	5968	\$5.00	\$0.00	\$0.00
184853302	03/13/2017	03/14/2017	Unknown	ART & FRAMING	WASHINGTON, DC	5999	\$145.00	\$0.00	\$0.00
184853303	03/13/2017	03/14/2017	Unknown	CVS/PHARMACY #04546	WASHINGTON, DC	5912	\$23.97	\$0.00	\$0.00
184973007	03/15/2017	03/16/2017	Unknown	SQ *SQ *A DIGITAL SOLU	GOSQ.COM, DC	7299	\$2,750.00	\$0.00	\$0.00
185047744	03/17/2017	03/17/2017	Unknown	AMAZON.COM	AMAZON.COM, WA	5942	\$49.91	\$0.00	\$0.00
185047745	03/16/2017	03/17/2017	Unknown	NATIONAL PELRA	07604331690, CA	8999	\$399.00	\$0.00	\$0.00
185156488	03/19/2017	03/20/2017	Unknown	CTC*CONSTANTCONTA CT.C	855-2295506, MA	5968	\$45.00	\$0.00	\$0.00
185232930	03/20/2017	03/21/2017	Unknown	ART & FRAMING	WASHINGTON, DC	5999	\$300.00	\$0.00	\$0.00
185365841	03/22/2017	03/23/2017	Unknown	STANDARD OFFICE SUPPLY	202-8294820, DC	5943	\$386.02	\$0.00	\$0.00
185651203	03/28/2017	03/28/2017	Unknown	COMCAST OF WASHINGTON	800-COMCAST, DC	4899	\$55.28	\$0.00	\$0.00
185651204	03/28/2017	03/28/2017	Unknown	READYREFRESH BY NESTLE	800-274-5282, MA	5999	\$8.99	\$0.00	\$0.00
185725086	03/27/2017	03/29/2017	Unknown	LANDOVER PRINTING CENT	LANDOVER, MD	7338	\$2,775.00	\$0.00	\$0.00
185803713	03/29/2017	03/30/2017	Unknown	INT*IN *NEXT DAY SIGN	202-3936677, DC	5099	\$199.03	\$0.00	\$0.00
185803714	03/30/2017	03/30/2017	Unknown	GEORGE PATTON ASSOCIAT	401-247-0333, MA	5099	\$198.42	\$0.00	\$0.00
185883217	03/30/2017	03/31/2017	Unknown	STICKERSBANNERS	8556227272, GA	2741	\$249.00	\$0.00	\$0.00
185883218	03/30/2017	03/31/2017	Unknown	CVS/PHARMACY #04546	WASHINGTON, DC	5912	\$46.28	\$0.00	\$0.00
185999603	04/01/2017	04/03/2017	Unknown	COMCAST OF WASHINGTON	800-COMCAST, DC	4899	\$99.80	\$0.00	\$0.00
185999604	03/31/2017	04/03/2017	Unknown	STANDARD OFFICE SUPPLY	202-8294820, DC	5943	\$555.60	\$0.00	\$0.00
185999605	04/01/2017	04/03/2017	Unknown	FEDEX 93671122	MEMPHIS, TN	4215	\$3.72	\$0.00	\$0.00
186153488	04/04/2017	04/05/2017	Unknown	THE HAMILTON GROUP	02026894304, DC	5111	\$3,420.00	\$0.00	\$0.00

© 2018 JPMorgan Chase & Co. All rights reserved.

\*CONFIDENTIAL - THIS REPORT CONTAINS SENSITIVE DATA. UNAUTHORIZED USE PROHIBITED.\*

Transaction Detail

Page 5 of 64

186304016	04/07/2017	04/07/2017	Unknown	AMAZON MKTPLACE PMTS	AMAZON MKTPLA, WA	5942	\$30.34	\$0.00	\$0.00
186420437	04/07/2017	04/10/2017	Unknown	AMAZON MKTPLACE PMTS	AMAZON MKTPLA, WA	5942	\$117.00	\$0.00	\$0.00
186420438	04/07/2017	04/10/2017	Unknown	CTC*CONSTANTCONTA CT.C	855-2295506, MA	5968	\$5.00	\$0.00	\$0.00
186420439	04/07/2017	04/10/2017	Unknown	OTC BRANDS, INC.	OMAHA, NE	5964	\$188.94	\$0.00	\$0.00
186420440	04/10/2017	04/10/2017	Unknown	AMAZON MKTPLACE PMTS	AMAZON MKTPLA, WA	5942	\$35.94	\$0.00	\$0.00
186502243	04/10/2017	04/11/2017	Unknown	STANDARD OFFICE SUPPLY	202-8294820, DC	5943	\$381.32	\$0.00	\$0.00
186560649	04/11/2017	04/12/2017	Unknown	STANDARD OFFICE SUPPLY	202-8294820, DC	5943	\$131.10	\$0.00	\$0.00
186701862	04/13/2017	04/14/2017	Unknown	CTC*CONSTANTCONTA CT.C	855-2295506, MA	5968	\$0.00	(\$5.00)	\$0.00
186806037	04/15/2017	04/17/2017	Unknown	ALLIED ELECTRONICS INC	800-433-5700, TX	5964	\$3,377.28	\$0.00	\$0.00
186998636	04/19/2017	04/20/2017	Unknown	CTC*CONSTANTCONTA CT.C	855-2295506, MA	5968	\$45.00	\$0.00	\$0.00
187271939	04/24/2017	04/25/2017	Unknown	LANDOVER PRINTING CENT	LANDOVER, MD	7338	\$524.50	\$0.00	\$0.00
187271940	04/24/2017	04/25/2017	Unknown	LANDOVER PRINTING CENT	LANDOVER, MD	7338	\$318.70	\$0.00	\$0.00
187271941	04/25/2017	04/25/2017	Unknown	READYREFRESH BY NESTLE	800-274-5282, MA	5999	\$372.57	\$0.00	\$0.00
187338507	04/26/2017	04/26/2017	Unknown	COMCAST OF WASHINGTON	800-COMCAST, DC	4899	\$99.80	\$0.00	\$0.00
187338508	04/26/2017	04/26/2017	Unknown	COMCAST OF WASHINGTON	800-COMCAST, DC	4899	\$55.28	\$0.00	\$0.00
187338509	04/25/2017	04/26/2017	Unknown	SIGNS BY TOMORROW	07035240019, VA	5099	\$775.00	\$0.00	\$0.00
187630710	04/28/2017	05/01/2017	Unknown	AMAZON MKTPLACE PMTS	AMZN.COM/BILL, WA	5942	\$36.40	\$0.00	\$0.00
187630711	04/30/2017	05/01/2017	Unknown	AMAZON MKTPLACE PMTS	AMZN.COM/BILL, WA	5942	\$199.11	\$0.00	\$0.00
187935633	05/04/2017	05/05/2017	Unknown	AH JORDAN PLUMBING & M	02025291058, DC	1711	\$1,450.00	\$0.00	\$0.00
187935634	05/04/2017	05/05/2017	Unknown	LOGICAL INNOVATIONS, L	DOVER, NH	7399	\$500.00	\$0.00	\$0.00
188050233	05/04/2017	05/08/2017	Unknown	LANDOVER PRINTING CENT	LANDOVER, MD	7338	\$455.00	\$0.00	\$0.00

© 2018 JPMorgan Chase & Co. All rights reserved.

\*CONFIDENTIAL - THIS REPORT CONTAINS SENSITIVE DATA. UNAUTHORIZED USE PROHIBITED.\*

Transaction Detail

Page 6 of 64

188134819	05/08/2017	05/09/2017	Unknown	INT*IN *NEXT DAY SIGN	202-3936677, DC	5099	\$1,020.50	\$0.00	\$0.00
188134820	05/08/2017	05/09/2017	Unknown	CVS/PHARMACY #04546	WASHINGTON, DC	5912	\$13.98	\$0.00	\$0.00
188468334	05/12/2017	05/15/2017	Unknown	SIGNS BY TOMORROW	07035240019, VA	5099	\$4,309.11	\$0.00	\$0.00
188878412	05/19/2017	05/22/2017	Unknown	CTC*CONSTANTCONTA	855-2295506, MA	5968	\$45.00	\$0.00	\$0.00
189175574	05/26/2017	05/26/2017	Unknown	COMCAST OF	800-COMCAST, DC	4899	\$55.28	\$0.00	\$0.00
189175575	05/26/2017	05/26/2017	Unknown	WASHINGTON	800-274-5282, MA	5999	\$8.99	\$0.00	\$0.00
189723692	06/05/2017	06/06/2017	Unknown	READYREFRESH BY	800-274-5282, MA	5999	\$8.99	\$0.00	\$0.00
189723692	06/05/2017	06/06/2017	Unknown	NESTLE	800-274-5282, MA	5999	\$8.99	\$0.00	\$0.00
189723692	06/05/2017	06/06/2017	Unknown	BEST BUY	00010926 WASHINGTON, DC	5732	\$299.99	\$0.00	\$16.99
189723693	06/06/2017	06/06/2017	Unknown	COMCAST	800-COMCAST, MD	4899	\$99.80	\$0.00	\$0.00
190218912	06/12/2017	06/14/2017	Unknown	LANDOVER PRINTING	LANDOVER, MD	7338	\$427.50	\$0.00	\$0.00
190494854	06/16/2017	06/19/2017	Unknown	CENT	800-274-5282, MA	5999	\$8.99	\$0.00	\$0.00
190494854	06/16/2017	06/19/2017	Unknown	D AND D TIRE CO.	HYATTSVILLE, MD	5532	\$185.45	\$0.00	\$0.00
190494855	06/16/2017	06/19/2017	Unknown	ZIMMERMAN ACE	BURTONSVILLE, MD	5251	\$1,660.90	\$0.00	\$0.00
190581549	06/19/2017	06/20/2017	Unknown	HARDWARE	800-274-5282, MA	5999	\$8.99	\$0.00	\$0.00
190581549	06/19/2017	06/20/2017	Unknown	NRA LAW	703-267-1634, VA	8299	\$2,580.00	\$0.00	\$0.00
190581549	06/19/2017	06/20/2017	Unknown	ENFORCEMENT	800-274-5282, MA	5999	\$8.99	\$0.00	\$0.00
190581550	06/19/2017	06/20/2017	Unknown	CTC*CONSTANTCONTA	855-2295506, MA	5968	\$45.00	\$0.00	\$0.00
190581550	06/19/2017	06/20/2017	Unknown	CT.C	855-2295506, MA	5968	\$45.00	\$0.00	\$0.00

Totals for BAKER, MICHELLE

Total Transactions 144

\$81,913.69

(\$3,268.68)

\$31.81

BAKER, MICHELLE \*\*\*\*\*6211

191084533	06/28/2017	06/28/2017	Unknown	COMCAST	800-COMCAST, MD	4899	\$55.77	\$0.00	\$0.00
191084534	06/28/2017	06/28/2017	Unknown	COMCAST	800-COMCAST, MD	4899	\$124.45	\$0.00	\$0.00
191084535	06/28/2017	06/28/2017	Unknown	READYREFRESH BY	800-274-5282, MA	5999	\$219.31	\$0.00	\$0.00
191084535	06/28/2017	06/28/2017	Unknown	NESTLE	800-274-5282, MA	5999	\$8.99	\$0.00	\$0.00
191573207	07/06/2017	07/07/2017	Unknown	TINGUE BROWN & CO	02017964490, NJ	5046	\$2,434.21	\$0.00	\$0.00
191916108	07/12/2017	07/13/2017	Unknown	NATIONAL PELRA	07604331690, CA	8999	\$0.00	(\$399.00)	\$0.00
192002373	07/12/2017	07/14/2017	Unknown	INTERACTIVE	CROFTON, MD	5065	\$720.00	\$0.00	\$0.00
192201684	07/17/2017	07/18/2017	Unknown	TOUCHSCREE	800-698-4637, NY	5968	\$407.14	\$0.00	\$0.00
192201684	07/17/2017	07/18/2017	Unknown	NEW YORK TIMES	800-698-4637, NY	5968	\$407.14	\$0.00	\$0.00
192201685	07/17/2017	07/18/2017	Unknown	DIGITAL	800-698-4637, NY	5968	\$407.14	\$0.00	\$0.00
192201685	07/17/2017	07/18/2017	Unknown	CVS/PHARMACY #04546	WASHINGTON, DC	5912	\$55.92	\$0.00	\$0.00

© 2018 JPMorgan Chase & Co. All rights reserved.

\*CONFIDENTIAL - THIS REPORT CONTAINS SENSITIVE DATA. UNAUTHORIZED USE PROHIBITED.\*

Transaction Detail

Page 7 of 64

192438789	07/20/2017	07/21/2017	Unknown	AMERICAN RED CROSS	800-733-2767, DC	8398	\$300.00	\$0.00	\$0.00
192438790	07/20/2017	07/21/2017	Unknown	AMERICAN RED CROSS	800-733-2767, DC	8398	\$300.00	\$0.00	\$0.00
192582165	07/21/2017	07/24/2017	Unknown	LANDOVER PRINTING CENT	LANDOVER, MD	7338	\$2,220.00	\$0.00	\$0.00
192820840	07/26/2017	07/27/2017	Unknown	ID ZONE	8009105987, FL	5199	\$1,055.00	\$0.00	\$0.00
192820841	07/27/2017	07/27/2017	Unknown	COMCAST	800-COMCAST, MD	4899	\$118.46	\$0.00	\$0.00
192820842	07/27/2017	07/27/2017	Unknown	COMCAST	800-COMCAST, MD	4899	\$55.77	\$0.00	\$0.00
192820843	07/27/2017	07/27/2017	Unknown	READYREFRESH BY NESTLE	800-274-5282, MA	5999	\$458.14	\$0.00	\$0.00
193113429	07/31/2017	08/01/2017	Unknown	CHAMPION AWARDS	WASHINGTON, DC	5999	\$166.00	\$0.00	\$0.00
193113430	07/31/2017	08/01/2017	Unknown	J P	301-5958900, MD	1711	\$2,100.12	\$0.00	\$0.00
193191685	08/01/2017	08/02/2017	Unknown	VOIANCE LLC	520-7459447, AZ	7399	\$1,731.31	\$0.00	\$86.57
193191686	08/01/2017	08/02/2017	Unknown	ZIMMERMAN ACE HARDWARE	BURTONSVILLE, MD	5251	\$1,160.30	\$0.00	\$0.00
193191687	08/01/2017	08/02/2017	Unknown	ZIMMERMAN ACE HARDWARE	BURTONSVILLE, MD	5251	\$66.82	\$0.00	\$0.00
193273869	08/03/2017	08/03/2017	Unknown	EMBASSY SUITES	502-3804234, KY	3695	\$421.35	\$0.00	\$0.00
193365408	08/02/2017	08/04/2017	Unknown	EVIGILANT.COM INC	LORTON, VA	7393	\$2,105.08	\$0.00	\$0.00
193506402	08/03/2017	08/07/2017	Unknown	STANDARD OFFICE SUPPLY	DROSE@MDMSTAN, DC	5046	\$224.60	\$0.00	\$0.00
193506403	08/03/2017	08/07/2017	Unknown	STANDARD OFFICE SUPPLY	DROSE@MDMSTAN, DC	5046	\$105.72	\$0.00	\$0.00
193568782	08/07/2017	08/08/2017	Unknown	INT*IN *ERGOMETRICS AN	425-7745700, WA	7392	\$88.00	\$0.00	\$0.00
193645906	08/08/2017	08/09/2017	Unknown	CTC*CONSTANTCONTA CT.C	855-2295506, MA	5968	\$45.00	\$0.00	\$0.00
193722517	08/07/2017	08/10/2017	Unknown	STANDARD OFFICE SUPPLY	DROSE@MDMSTAN, DC	5046	\$1,353.68	\$0.00	\$0.00
193814318	08/09/2017	08/11/2017	Unknown	STANDARD OFFICE SUPPLY	DROSE@MDMSTAN, DC	5046	\$739.80	\$0.00	\$0.00
194418797	08/17/2017	08/21/2017	Unknown	STANDARD OFFICE SUPPLY	DROSE@MDMSTAN, DC	5046	\$266.60	\$0.00	\$0.00
194418798	08/19/2017	08/21/2017	Unknown	CTC*CONSTANTCONTA CT.C	855-2295506, MA	5968	\$45.00	\$0.00	\$0.00
194475002	08/22/2017	08/22/2017	Unknown	COMCAST	800-COMCAST, MD	4899	\$55.77	\$0.00	\$0.00
194475003	08/22/2017	08/22/2017	Unknown	READYREFRESH BY NESTLE	800-274-5282, MA	5999	\$295.30	\$0.00	\$0.00
194549660	08/21/2017	08/23/2017	Unknown	TCG RX	2622795307, WI	5046	\$241.15	\$0.00	\$0.00

© 2018 JPMorgan Chase & Co. All rights reserved.

\*CONFIDENTIAL - THIS REPORT CONTAINS SENSITIVE DATA. UNAUTHORIZED USE PROHIBITED.\*

Transaction Detail

Page 8 of 64



194549661	08/22/2017	08/23/2017	Unknown	U.S. OFFICE SOLUTIONS	BRENTWOOD, MD	5044	\$74.83	\$0.00	\$0.00
194549662	08/21/2017	08/23/2017	Unknown	SOUTHWES 5268755680768	800-435-9792, TX	3066	\$295.92	\$0.00	\$0.00
194631902	08/22/2017	08/24/2017	Unknown	STANDARD OFFICE SUPPLY	DROSE@MDMSTAN, DC	5046	\$37.40	\$0.00	\$0.00
195152339	08/28/2017	08/31/2017	Unknown	STANDARD OFFICE SUPPLY	DROSE@MDMSTAN, DC	5046	\$73.11	\$0.00	\$0.00
195152340	08/30/2017	08/31/2017	Unknown	VOIANCE LLC	520-7459447, AZ	7399	\$131.95	\$0.00	\$6.60
195243517	08/31/2017	09/01/2017	Unknown	BESTBUYCOM804443005 285	888-BESTBUY, MN	5732	\$72.99	\$0.00	\$4.70
195243518	08/31/2017	09/01/2017	Unknown	BESTBUYCOM804443005 285	888-BESTBUY, MN	5732	\$17.99	\$0.00	\$1.16
195243519	08/31/2017	09/01/2017	Unknown	BESTBUYCOM804443005 285	888-BESTBUY, MN	5732	\$124.72	\$0.00	\$8.03
195243520	09/01/2017	09/01/2017	Unknown	COMCAST	800-COMCAST, MD	4899	\$118.46	\$0.00	\$0.00
195402558	08/31/2017	09/04/2017	Unknown	LANDOVER PRINTING CENT	LANDOVER, MD	7338	\$3,934.00	\$0.00	\$0.00
195402559	08/31/2017	09/04/2017	Unknown	LANDOVER PRINTING CENT	LANDOVER, MD	7338	\$27.50	\$0.00	\$0.00
195402560	08/31/2017	09/04/2017	Unknown	LANDOVER PRINTING CENT	LANDOVER, MD	7338	\$128.00	\$0.00	\$0.00
195402561	09/01/2017	09/04/2017	Unknown	SERVPRO OF WASHINGTON	LANHAM, MD	7299	\$1,658.66	\$0.00	\$0.00
195402563	09/01/2017	09/04/2017	Unknown	AMAZON MKTPLACE PMTS	AMZN.COM/BILL, WA	5942	\$1,303.68	\$0.00	\$0.00
195402564	09/01/2017	09/04/2017	Unknown	BESTBUYCOM804443005 285	888-BESTBUY, MN	5732	\$41.98	\$0.00	\$2.71
195402565	09/01/2017	09/04/2017	Unknown	TABLEAU SOFTWARE INC.	2066333400, WA	5734	\$1,200.00	\$0.00	\$0.00
195402566	09/01/2017	09/04/2017	Unknown	S FREEDMAN AND SONS	301-386-7841, MD	5085	\$4,462.20	\$0.00	\$0.00
195402567	09/04/2017	09/04/2017	Unknown	AMAZON MKTPLACE PMTS	AMZN.COM/BILL, WA	5942	\$348.88	\$0.00	\$0.00
195586012	09/06/2017	09/07/2017	Unknown	INT*IN *ERGOMETRICS AN	425-7745700, WA	7392	\$50.00	\$0.00	\$0.00
195586013	09/06/2017	09/07/2017	Unknown	INT*IN *ERGOMETRICS AN	425-7745700, WA	7392	\$161.00	\$0.00	\$0.00
195586014	09/06/2017	09/07/2017	Unknown	S FREEDMAN AND SONS	301-386-7841, MD	5085	\$299.70	\$0.00	\$0.00

© 2018 JPMorgan Chase & Co. All rights reserved.

\*CONFIDENTIAL - THIS REPORT CONTAINS SENSITIVE DATA. UNAUTHORIZED USE PROHIBITED.\*

Transaction Detail

195686362	09/07/2017	09/08/2017	Unknown	DOUBLETREE CLB BAYSIDE	617-8223600, MA	3692	\$628.44	\$0.00	\$0.00
195686363	09/07/2017	09/08/2017	Unknown	DOUBLETREE CLB BAYSIDE	617-8223600, MA	3692	\$628.44	\$0.00	\$0.00
196015233	09/13/2017	09/13/2017	Unknown	COMCAST	800-COMCAST, MD	4899	\$55.77	\$0.00	\$0.00
196015234	09/13/2017	09/13/2017	Unknown	COMCAST	800-COMCAST, MD	4899	\$118.46	\$0.00	\$0.00
196015235	09/13/2017	09/13/2017	Unknown	READYREFRESH BY NESTLE	800-274-5282, CA	5999	\$152.19	\$0.00	\$0.00
196211682	09/14/2017	09/15/2017	Unknown	EFI GLOBAL	888-888-2467, TX	7392	\$1,875.65	\$0.00	\$0.00
196548574	09/19/2017	09/20/2017	Unknown	CTC*CONSTANTCONTA CT.C	855-2295506, MA	5968	\$45.00	\$0.00	\$0.00

**Totals for BAKER, MICHELLE**

**Total Transactions 61**

**\$37,802.69**

**(\$399.00)**

**\$109.77**

**HAMPTON, WILLIAM \*\*\*\*\*4040**

182920669	02/07/2017	02/08/2017	Unknown	LOWES #03256*	WASHINGTON, DC	5200	\$522.68	\$0.00	\$0.00
183063148	02/09/2017	02/10/2017	Unknown	LOWES #03256*	WASHINGTON, DC	5200	\$291.68	\$0.00	\$0.00
183160827	02/10/2017	02/13/2017	Unknown	EJ USA FINKSBURG	FINKSBURG, MD	5099	\$757.65	\$0.00	\$0.00
183259596	02/13/2017	02/14/2017	Unknown	IN *EASTERN SAFE & LOC	703-5412200, VA	1711	\$274.00	\$0.00	\$0.00
183259597	02/13/2017	02/14/2017	Unknown	BLAYDES LOCK CO INC	202-8327100, DC	7399	\$2,893.50	\$0.00	\$0.00
183311917	02/14/2017	02/15/2017	Unknown	DURON #3373	DIST COLUMBIA, DC	5231	\$1,963.21	\$0.00	\$0.00
183446190	02/15/2017	02/17/2017	Unknown	THE HOME DEPOT #2583	WASHINGTON, DC	5200	\$747.68	\$0.00	\$0.00
183539694	02/17/2017	02/20/2017	Unknown	BALTIMORE DOOR & FRAME	HALETHORPE, MD	5039	\$165.00	\$0.00	\$0.00
183539695	02/17/2017	02/20/2017	Unknown	SIGNS BY TOMORROW	07035240019, VA	5099	\$4,394.02	\$0.00	\$0.00
183783593	02/23/2017	02/24/2017	Unknown	DURON #3373	DIST COLUMBIA, DC	5231	\$0.00	(\$0.27)	\$0.00
183882587	02/23/2017	02/27/2017	Unknown	THE HOME DEPOT #2583	WASHINGTON, DC	5200	\$109.69	\$0.00	\$0.00
183882593	02/24/2017	02/27/2017	Unknown	JOHNSON CONTROLS SS	800-3822804, WI	5074	\$1,800.00	\$0.00	\$0.00
184001328	02/27/2017	02/28/2017	Unknown	OVERHEAD DOOR CO OF WA	301-9371800, MD	1799	\$692.50	\$0.00	\$0.00
184059809	02/27/2017	03/01/2017	Unknown	THE HOME DEPOT #2583	WASHINGTON, DC	5200	\$628.81	\$0.00	\$0.00
184213586	03/02/2017	03/03/2017	Unknown	D AND D TIRE CO.	HYATTSVILLE, MD	5532	\$0.00	(\$158.95)	\$0.00

© 2018 JPMorgan Chase & Co. All rights reserved.

\*CONFIDENTIAL - THIS REPORT CONTAINS SENSITIVE DATA. UNAUTHORIZED USE PROHIBITED.\*

Transaction Detail

Page 10 of 64

184213587	03/01/2017	03/03/2017	Unknown	THE HOME DEPOT #2583	WASHINGTON, DC	5200	\$315.11	\$0.00	\$0.00
184213588	03/02/2017	03/03/2017	Unknown	D AND D TIRE CO.	HYATTSVILLE, MD	5532	\$158.95	\$0.00	\$0.00
184213589	03/02/2017	03/03/2017	Unknown	D AND D TIRE CO.	HYATTSVILLE, MD	5532	\$149.95	\$0.00	\$0.00
184213590	03/02/2017	03/03/2017	Unknown	GATE LOGIC SECURITY	07037634283, VA	5039	\$805.00	\$0.00	\$0.00
184318371	03/03/2017	03/06/2017	Unknown	THYSSENKRUPP ELEVATOR	06782021092, GA	5085	\$2,145.05	\$0.00	\$85.80
184318372	03/03/2017	03/06/2017	Unknown	WW GRAINGER	877-2022594, IL	5085	\$2,099.54	\$0.00	\$0.00
184429740	03/06/2017	03/07/2017	Unknown	WW GRAINGER	877-2022594, IL	5085	\$582.66	\$0.00	\$0.00
184488893	03/07/2017	03/08/2017	Unknown	THE UPS STORE #5205	STERLING, VA	7399	\$120.01	\$0.00	\$0.00
184488894	03/07/2017	03/08/2017	Unknown	BALTIMORE DOOR & FRAME	HALETHORPE, MD	5039	\$963.00	\$0.00	\$0.00
184634755	03/08/2017	03/10/2017	Unknown	THE HOME DEPOT #2583	WASHINGTON, DC	5200	\$545.98	\$0.00	\$0.00
184736176	03/09/2017	03/13/2017	Unknown	HYNES & WALLER, INC.	3012499421, MD	5046	\$280.00	\$0.00	\$0.00
184736177	03/10/2017	03/13/2017	Unknown	INT*IN *GENERAL MERCHA	202-8328666, DC	5231	\$305.99	\$0.00	\$0.00
184840569	03/13/2017	03/14/2017	Unknown	INT*IN *GENERAL MERCHA	202-8328666, DC	5231	\$1,263.71	\$0.00	\$0.00
185123635	03/18/2017	03/20/2017	Unknown	FRAGERS HARDWARE	WASHINGTON, DC	5251	\$20.97	\$0.00	\$0.00
185218457	03/19/2017	03/21/2017	Unknown	THE HOME DEPOT #2583	WASHINGTON, DC	5200	\$124.94	\$0.00	\$0.00
185346737	03/22/2017	03/23/2017	Unknown	SQ *SQ *NOVA GLASS	ALEXANDRIA, VA	7399	\$425.00	\$0.00	\$0.00
185346738	03/22/2017	03/23/2017	Unknown	SIGNS BY TOMORROW	07035240019, VA	5099	\$1,199.99	\$0.00	\$0.00
185424159	03/23/2017	03/24/2017	Unknown	LOWES #03256*	WASHINGTON, DC	5200	\$0.00	(\$46.05)	\$0.00
185424160	03/23/2017	03/24/2017	Unknown	LOWES #03256*	WASHINGTON, DC	5200	\$800.87	\$0.00	\$43.55
185424161	03/22/2017	03/24/2017	Unknown	THE HOME DEPOT #2583	WASHINGTON, DC	5200	\$131.44	\$0.00	\$0.00
185424162	03/23/2017	03/24/2017	Unknown	INT*IN *GENERAL MERCHA	202-8328666, DC	5231	\$2,865.00	\$0.00	\$0.00
185528207	03/24/2017	03/27/2017	Unknown	LOGAN HARDWARE	WASHINGTON, DC	5251	\$359.96	\$0.00	\$0.00
185528208	03/24/2017	03/27/2017	Unknown	THE HOME DEPOT #2583	WASHINGTON, DC	5200	\$370.44	\$0.00	\$0.00
185638771	03/27/2017	03/28/2017	Unknown	WW GRAINGER	877-2022594, IL	5085	\$430.98	\$0.00	\$0.00

© 2018 JPMorgan Chase & Co. All rights reserved.

\*CONFIDENTIAL - THIS REPORT CONTAINS SENSITIVE DATA. UNAUTHORIZED USE PROHIBITED.\*

Transaction Detail

Page 11 of 64

185638772	03/27/2017	03/28/2017	Unknown	ORANGE RESEARCH INC	203-877-5657, CT	5085	\$325.00	\$0.00	\$0.00
185861719	03/30/2017	03/31/2017	Unknown	LOWES #03256*	WASHINGTON, DC	5200	\$217.76	\$0.00	\$0.00
185861720	03/30/2017	03/31/2017	Unknown	FERGUSON	240-264-3600, MD	5074	\$226.36	\$0.00	\$0.00
				ENTERPRISES #					
185861721	03/30/2017	03/31/2017	Unknown	BIG ASS FANS	859-233-1271, KY	5074	\$4,875.00	\$0.00	\$0.00
186205040	04/05/2017	04/06/2017	Unknown	OVERHEAD DOOR CO	301-9371800, MD	1799	\$403.50	\$0.00	\$0.00
				OF WA					
186205041	04/05/2017	04/06/2017	Unknown	DORMA DBA DOOR	09136600081, KS	5039	\$905.69	\$0.00	\$0.00
				CONTROL					
186682580	04/13/2017	04/14/2017	Unknown	XYL DEWATERING	856-467-3636, NJ	5099	\$236.60	\$0.00	\$0.00
186682581	04/12/2017	04/14/2017	Unknown	SAFETY COMPLIANCE	844-556-3149, FL	2741	\$259.00	\$0.00	\$0.00
				PUB					

**Totals for HAMPTON, WILLIAM**

**Total Transactions 47**

**\$39,153.87**

**(\$205.27)**

**\$129.35**

**POWELL, GENESTER \*\*\*\*\*9954**

176671845	10/08/2016	10/10/2016	Unknown	PIZZA HUT # 023564	02023963300, DC	5812	\$121.44	\$0.00	\$0.00
177913089	10/28/2016	10/31/2016	Unknown	KENNYS CARRYOUT	WASHINGTON, DC	5812	\$51.40	\$0.00	\$0.00
178341502	11/04/2016	11/07/2016	Unknown	CHAR BAR	WASHINGTON, DC	5812	\$32.00	\$0.00	\$0.00
				RESTAURANT					
178341503	11/04/2016	11/07/2016	Unknown	POPEYE'S CHICKEN &	WASHINGTON, DC	5814	\$66.24	\$0.00	\$0.00
				BIS					
178426151	11/07/2016	11/08/2016	Unknown	DOMINO'S 4325	703-734-7080, DC	5814	\$29.95	\$0.00	\$0.00
179824797	12/02/2016	12/05/2016	Unknown	CHIPOTLE 1691	WASHINGTON, DC	5814	\$73.25	\$0.00	\$0.00
179824798	12/02/2016	12/05/2016	Unknown	CHIPOTLE 1691	WASHINGTON, DC	5814	\$12.75	\$0.00	\$0.00
180246550	12/09/2016	12/12/2016	Unknown	SUBWAY 03006616	WASHINGTON, DC	5814	\$44.55	\$0.00	\$2.53
180246551	12/09/2016	12/12/2016	Unknown	HARRIS TEETER #0282	WASHINGTON, DC	5411	\$29.16	\$0.00	\$0.00
180614222	12/16/2016	12/19/2016	Unknown	HARRIS TEETER #0282	WASHINGTON, DC	5411	\$198.71	\$0.00	\$0.00
180877958	12/23/2016	12/26/2016	Unknown	POPEYE'S CHICKEN &	WASHINGTON, DC	5814	\$96.24	\$0.00	\$0.00
				BIS					
181971363	01/19/2017	01/23/2017	Unknown	PIZZA HUT # 023564	WASHINGTON, DC	5812	\$50.97	\$0.00	\$0.00
183198629	02/10/2017	02/13/2017	Unknown	PIZZA HUT # 023546	WASHINGTON, DC	5812	\$84.99	\$0.00	\$0.00
183198630	02/10/2017	02/13/2017	Unknown	CHANGE COMPANIES	CARSON CITY, NV	7399	\$2,172.71	\$0.00	\$0.00
				THE					
183273379	02/13/2017	02/14/2017	Unknown	STANDARD OFFICE	202-8294820, DC	5943	\$1,420.50	\$0.00	\$0.00
				SUPPLY					

© 2018 JPMorgan Chase & Co. All rights reserved.

**\*CONFIDENTIAL - THIS REPORT CONTAINS SENSITIVE DATA. UNAUTHORIZED USE PROHIBITED.\***

**Transaction Detail**

**Page 12 of 64**

184235059	03/02/2017	03/03/2017	Unknown	STANDARD OFFICE SUPPLY	202-8294820, DC	5943	\$2,988.43	\$0.00	\$0.00
184445485	03/06/2017	03/07/2017	Unknown	MVS INC	02027227981, DC	5045	\$150.00	\$0.00	\$0.00
184575491	03/08/2017	03/09/2017	Unknown	U.S. OFFICE SOLUTIONS	BRENTWOOD, MD	5044	\$284.53	\$0.00	\$0.00
185046377	03/16/2017	03/17/2017	Unknown	MVS INC	02027227981, DC	5045	\$346.45	\$0.00	\$0.00
185723405	03/28/2017	03/29/2017	Unknown	INT*IN *AMERICAN SUPPL	202-5474090, DC	5719	\$840.00	\$0.00	\$0.00
186004700	03/31/2017	04/03/2017	Unknown	PIZZA HUT # 023546	WASHINGTON, DC	5812	\$126.48	\$0.00	\$0.00
186004701	03/31/2017	04/03/2017	Unknown	PIZZA HUT # 023546	WASHINGTON, DC	5812	\$0.00	(\$126.48)	\$0.00
186004702	03/31/2017	04/03/2017	Unknown	PIZZA HUT # 023546	WASHINGTON, DC	5812	\$114.98	\$0.00	\$0.00
186091042	04/03/2017	04/04/2017	Unknown	DOMINO'S 4326	703-734-7080, DC	5814	\$215.64	\$0.00	\$0.00
186152187	04/03/2017	04/05/2017	Unknown	SAFEWAY STORE00042051	WASHINGTON, DC	5411	\$35.98	\$0.00	\$1.40
186302600	04/05/2017	04/07/2017	Unknown	SAFEWAY STORE00042051	WASHINGTON, DC	5411	\$0.00	(\$1.40)	\$0.00
186700514	04/13/2017	04/14/2017	Unknown	STANDARD OFFICE SUPPLY	202-8294820, DC	5943	\$2,161.96	\$0.00	\$0.00
186803853	04/14/2017	04/17/2017	Unknown	CHIPOTLE 1691	WASHINGTON, DC	5814	\$36.00	\$0.00	\$0.00
186803854	04/14/2017	04/17/2017	Unknown	CHIPOTLE 1691	WASHINGTON, DC	5814	\$10.50	\$0.00	\$0.00
188271136	05/09/2017	05/11/2017	Unknown	SAFEWAY STORE00042705	WASHINGTON, DC	5411	\$120.57	\$0.00	\$0.00
188271137	05/09/2017	05/11/2017	Unknown	PIZZA HUT # 023564	WASHINGTON, DC	5812	\$274.33	\$0.00	\$0.00
188681882	05/17/2017	05/18/2017	Unknown	BSN*SPORT SUPPLY GROUP	806-527-7510, TX	5137	\$4,268.48	\$0.00	\$0.00
189291292	05/26/2017	05/29/2017	Unknown	PIZZA HUT # 023564	WASHINGTON, DC	5812	\$21.79	\$0.00	\$0.00
189642659	06/03/2017	06/05/2017	Unknown	PAPA JOHN'S #03727	202-396-7272, DC	5814	\$147.50	\$0.00	\$0.00
190499999	06/16/2017	06/19/2017	Unknown	PIZZA HUT # 023564	WASHINGTON, DC	5812	\$137.45	\$0.00	\$0.00
191369308	06/30/2017	07/03/2017	Unknown	SUBWAY 00006098	WASHINGTON, DC	5814	\$28.37	\$0.00	\$1.61
191369309	06/30/2017	07/03/2017	Unknown	SUBWAY 00006098	WASHINGTON, DC	5814	\$8.84	\$0.00	\$0.51
191510571	07/05/2017	07/06/2017	Unknown	STAPLES DIRECT	800-3333330, MA	5111	\$339.96	\$0.00	\$0.00
191816921	07/11/2017	07/12/2017	Unknown	U.S. OFFICE SOLUTIONS	BRENTWOOD, MD	5044	\$287.73	\$0.00	\$0.00
192881140	07/27/2017	07/28/2017	Unknown	MVS INC	02027227981, DC	7399	\$614.47	\$0.00	\$0.00
193012462	07/28/2017	07/31/2017	Unknown	PIZZA HUT # 023564	WASHINGTON, DC	5812	\$46.95	\$0.00	\$0.00
193335270	08/03/2017	08/04/2017	Unknown	ACTION BEAUTY SUPPLY	03017722733, MD	7299	\$4,640.90	\$0.00	\$0.00

© 2018 JPMorgan Chase & Co. All rights reserved.

\*CONFIDENTIAL - THIS REPORT CONTAINS SENSITIVE DATA. UNAUTHORIZED USE PROHIBITED.\*

Transaction Detail

193920223	08/10/2017	08/14/2017	Unknown	SAFEWAY STORE00014456	WASHINGTON, DC	5411	\$111.88	\$0.00	\$0.00
193920224	08/10/2017	08/14/2017	Unknown	SAFEWAY STORE00014456	WASHINGTON, DC	5411	\$5.98	\$0.00	\$0.00
193920225	08/11/2017	08/14/2017	Unknown	HARRIS TEETER #0282	WASHINGTON, DC	5411	\$113.88	\$0.00	\$0.00
194374612	08/18/2017	08/21/2017	Unknown	POPEYE'S CHICKEN & BIS	WASHINGTON, DC	5814	\$67.93	\$0.00	\$0.00
195122829	08/30/2017	08/31/2017	Unknown	MVS INC	02027227981, DC	7399	\$424.25	\$0.00	\$0.00
195808262	09/08/2017	09/11/2017	Unknown	HARRIS TEETER #0282	WASHINGTON, DC	5411	\$39.96	\$0.00	\$0.00
195808263	09/08/2017	09/11/2017	Unknown	HARRISTEETER #383	WASHINGTON, DC	5411	\$261.79	\$0.00	\$0.00
196608424	09/20/2017	09/21/2017	Unknown	THE HAMILTON GROUP	02026894304, DC	5111	\$3,673.93	\$0.00	\$0.00

**Totals for POWELL, GENESTER**

**Total Transactions 50**

**\$27,432.75**

**(\$127.88)**

**\$6.05**

**POWELL, GENESTER \*\*\*\*\*7913**

176786073	10/11/2016	10/12/2016	Unknown	SQ *SQ *A DIGITAL SOLU	WASHINGTON, DC	7299	\$4,750.00	\$0.00	\$0.00
176848459	10/12/2016	10/13/2016	Unknown	IN *GENERAL MERCHANDIS	202-8328666, DC	5231	\$1,596.00	\$0.00	\$0.00
176920645	10/13/2016	10/14/2016	Unknown	U.S. OFFICE SOLUTIONS	BRENTWOOD, MD	5044	\$629.25	\$0.00	\$0.00
176920646	10/13/2016	10/14/2016	Unknown	THE HAMILTON GROUP	02026894304, DC	5111	\$1,095.00	\$0.00	\$0.00
177044317	10/14/2016	10/17/2016	Unknown	IN *GENERAL MERCHANDIS	202-8328666, DC	5231	\$519.80	\$0.00	\$0.00
177044318	10/14/2016	10/17/2016	Unknown	THE HOME DEPOT #2583	WASHINGTON, DC	5200	\$103.83	\$0.00	\$0.00
177174926	10/17/2016	10/19/2016	Unknown	THE HOME DEPOT #2583	WASHINGTON, DC	5200	\$0.00	(\$55.55)	\$0.00
177174927	10/17/2016	10/19/2016	Unknown	THE HOME DEPOT #2583	WASHINGTON, DC	5200	\$125.00	\$0.00	\$0.00
177254388	10/19/2016	10/20/2016	Unknown	IN *CONCRETE NOW LLC	301-3430383, MD	5039	\$863.75	\$0.00	\$0.00
177339521	10/19/2016	10/21/2016	Unknown	CRAFTMASTER HARDWARE	NORTHVALE, NJ	5251	\$153.55	\$0.00	\$0.00
177339522	10/20/2016	10/21/2016	Unknown	HVAC USA	8776324876, WA	7399	\$2,668.35	\$0.00	\$0.00
177339523	10/20/2016	10/21/2016	Unknown	WW GRAINGER	877-2022594, PA	5085	\$449.50	\$0.00	\$0.00

© 2018 JPMorgan Chase & Co. All rights reserved.

\*CONFIDENTIAL - THIS REPORT CONTAINS SENSITIVE DATA. UNAUTHORIZED USE PROHIBITED.\*

Transaction Detail

177478778	10/22/2016	10/24/2016	Unknown	GIH*GLOBALINDUSTRIA	800-645-2986, FL	5085	\$197.79	\$0.00	\$0.00
				LEQ					
177478779	10/21/2016	10/24/2016	Unknown	THE HOME DEPOT #2583	WASHINGTON, DC	5200	\$85.80	\$0.00	\$0.00
177548874	10/24/2016	10/25/2016	Unknown	EMERGENCY 911	02025464200, DC	5065	\$1,130.91	\$0.00	\$0.00
				SECURITY					
177703458	10/26/2016	10/27/2016	Unknown	IN *PLEVA, INC.	410-7575395, MD	7393	\$510.00	\$0.00	\$0.00
177792768	10/26/2016	10/28/2016	Unknown	THE HOME DEPOT #2583	WASHINGTON, DC	5200	\$112.38	\$0.00	\$0.00
177935727	10/28/2016	10/31/2016	Unknown	FERGUSON ENT #32	202-529-7411, DC	5074	\$134.33	\$0.00	\$0.00
178002232	10/31/2016	11/01/2016	Unknown	XCLUDER	847-495-4700, IL	7342	\$351.10	\$0.00	\$0.00
178223944	11/03/2016	11/04/2016	Unknown	CRAFTMASTER	NORTHVALE, NJ	5251	\$894.99	\$0.00	\$0.00
				HARDWARE					
178223945	11/03/2016	11/04/2016	Unknown	PETSMART INC 454	OXON HILL, MD	5995	\$195.96	\$0.00	\$0.00
178364556	11/04/2016	11/07/2016	Unknown	ENGRAVING MACHINES	INDIALANTIC, FL	5046	\$93.77	\$0.00	\$0.00
				PLU					
178432834	11/07/2016	11/08/2016	Unknown	FERGUSON	443-543-1300, MD	5074	\$1,683.83	\$0.00	\$0.00
				ENTERPRISES 2					
178575583	11/09/2016	11/10/2016	Unknown	THE HAMILTON GROUP	02026894304, DC	5111	\$2,069.00	\$0.00	\$0.00
178650855	11/09/2016	11/11/2016	Unknown	UNIVERSAL VACUUMS	CLINTON, MD	5999	\$65.00	\$0.00	\$0.00
178650856	11/10/2016	11/11/2016	Unknown	THE UPS STORE 2092	WASHINGTON, DC	7399	\$260.58	\$0.00	\$0.00
178747631	11/10/2016	11/14/2016	Unknown	THE HOME DEPOT #2555	CAPITOL HGTS, MD	5200	\$26.84	\$0.00	\$0.00
178876927	11/14/2016	11/16/2016	Unknown	CRAFTMASTER	NORTHVALE, NJ	5251	\$235.32	\$0.00	\$0.00
				HARDWARE					
178950097	11/15/2016	11/17/2016	Unknown	THE HOME DEPOT #2583	WASHINGTON, DC	5200	\$269.57	\$0.00	\$0.00
178950098	11/16/2016	11/17/2016	Unknown	MVS INC	02027227981, DC	5045	\$1,931.44	\$0.00	\$0.00
178950099	11/17/2016	11/17/2016	Unknown	AMAZON.COM	AMZN.COM/BILL, WA	5942	\$30.51	\$0.00	\$0.00
178950100	11/16/2016	11/17/2016	Unknown	ACTION BEAUTY	03017722733, MD	7299	\$124.74	\$0.00	\$0.00
				SUPPLY					
178950101	11/16/2016	11/17/2016	Unknown	EARTH-KIND, INC.	BISMARCK, ND	5099	\$897.99	\$0.00	\$0.00
179027341	11/17/2016	11/18/2016	Unknown	U.S. OFFICE SOLUTIONS	BRENTWOOD, MD	5044	\$508.14	\$0.00	\$0.00
179027342	11/17/2016	11/18/2016	Unknown	DURON #3373	DIST COLUMBIA, DC	5231	\$2,491.90	\$0.00	\$0.00

© 2018 JPMorgan Chase & Co. All rights reserved.

\*CONFIDENTIAL - THIS REPORT CONTAINS SENSITIVE DATA. UNAUTHORIZED USE PROHIBITED.\*

Transaction Detail

Page 15 of 64

179624082	11/29/2016	12/01/2016	Unknown	MELENEY EQUIPMENT INC(	JESSUP, MD	1711	\$4,581.72	\$0.00	\$0.00
179711743	12/01/2016	12/02/2016	Unknown	THE UPS STORE 2092	WASHINGTON, DC	7399	\$220.59	\$0.00	\$0.00
179846277	12/02/2016	12/05/2016	Unknown	MVS INC	02027227981, DC	5045	\$1,549.65	\$0.00	\$0.00
179846278	12/02/2016	12/05/2016	Unknown	THE HAMILTON GROUP	02026894304, DC	5111	\$269.85	\$0.00	\$0.00
179846279	12/02/2016	12/05/2016	Unknown	INDUSTRIAL CONTROLS	713-684-1448, TX	5085	\$541.73	\$0.00	\$0.00
179915253	12/05/2016	12/06/2016	Unknown	LT PRINTING PROMOTION	202-4527620, DC	7399	\$1,250.91	\$0.00	\$0.00
179979863	12/05/2016	12/07/2016	Unknown	EDGETECH WIRELESS, INC	SAN MARCOS, CA	4812	\$2,000.00	\$0.00	\$0.00
179979864	12/06/2016	12/07/2016	Unknown	IN *GENERAL MERCHANDIS	202-8328666, DC	5231	\$167.40	\$0.00	\$0.00
179979865	12/05/2016	12/07/2016	Unknown	ARGYLE SECURITY GROUP	SAN ANTONIO, TX	1731	\$739.23	\$0.00	\$0.00
180267563	12/08/2016	12/12/2016	Unknown	THE HOME DEPOT #2583	WASHINGTON, DC	5200	\$24.78	\$0.00	\$0.00
180267564	12/08/2016	12/12/2016	Unknown	THE HOME DEPOT #2583	WASHINGTON, DC	5200	\$11.73	\$0.00	\$0.00
180267565	12/08/2016	12/12/2016	Unknown	BLAYDES LOCK CO INC	WASHINGTON, DC	7399	\$21.04	\$0.00	\$0.00
180267566	12/09/2016	12/12/2016	Unknown	TIMEKEEPING SYSTEMS IN	216-5951027, OH	5065	\$4,752.39	\$0.00	\$0.00
180456353	12/14/2016	12/15/2016	Unknown	SQ *SQ *WASHINGTON GLA	FALLS CHURCH, VA	1799	\$900.00	\$0.00	\$0.00
180456354	12/14/2016	12/15/2016	Unknown	L-3*SECURITY&DETECTIO N	781-939-3946, MA	5065	\$784.56	\$0.00	\$0.00
180631348	12/16/2016	12/19/2016	Unknown	HOMEDEPOT.COM	800-430-3376, GA	5200	\$740.00	\$0.00	\$0.00
180685552	12/19/2016	12/20/2016	Unknown	LOWES #00702*	UPPER MARLBOR, MD	5200	\$0.00	(\$40.80)	\$0.00
180685553	12/19/2016	12/20/2016	Unknown	LOWES #00702*	UPPER MARLBOR, MD	5200	\$720.71	\$0.00	\$40.80
180831900	12/22/2016	12/23/2016	Unknown	MVS INC	02027227981, DC	5045	\$239.58	\$0.00	\$0.00
180831901	12/22/2016	12/23/2016	Unknown	THE HAMILTON GROUP	02026894304, DC	5111	\$4,550.00	\$0.00	\$0.00
180886718	12/23/2016	12/26/2016	Unknown	BEST BUY 00002766	ARLINGTON, VA	5732	\$3,804.74	\$0.00	\$0.00
180886719	12/23/2016	12/26/2016	Unknown	ADAMS MORGAN ANIMAL CL	WASHINGTON, DC	0742	\$471.70	\$0.00	\$0.00

© 2018 JPMorgan Chase & Co. All rights reserved.

\*CONFIDENTIAL - THIS REPORT CONTAINS SENSITIVE DATA. UNAUTHORIZED USE PROHIBITED.\*

Transaction Detail



180980443	12/27/2016	12/29/2016	Unknown	THE HOME DEPOT #2583	WASHINGTON, DC	5200	\$264.40	\$0.00	\$0.00
180980444	12/27/2016	12/29/2016	Unknown	ECOTENSIL, INC	CORTE MADERA, CA	5719	\$127.19	\$0.00	\$0.00
180980445	12/27/2016	12/29/2016	Unknown	ANCHORTEX CORPORATION	TEL8567665240, NJ	5999	\$123.84	\$0.00	\$0.00
181073365	12/30/2016	01/02/2017	Unknown	ATLANTIC ELECTRIC SUPP	202-5261300, DC	5065	\$1,879.17	\$0.00	\$0.00
181128448	01/03/2017	01/04/2017	Unknown	STH INC	03016823390, MD	5074	\$718.00	\$0.00	\$0.00
181128449	01/03/2017	01/04/2017	Unknown	ATLANTIC LIFT TRUCK	BALTIMORE, MD	5099	\$190.82	\$0.00	\$0.00
181175499	01/04/2017	01/05/2017	Unknown	BLAYDES LOCK CO INC	WASHINGTON, DC	7399	\$229.33	\$0.00	\$0.00
181175500	01/04/2017	01/05/2017	Unknown	WW GRAINGER	877-2022594, PA	5085	\$126.30	\$0.00	\$0.00
181235687	01/04/2017	01/06/2017	Unknown	THE HOME DEPOT #2583	WASHINGTON, DC	5200	\$474.25	\$0.00	\$0.00
181322601	01/06/2017	01/09/2017	Unknown	ECOLAB CENTER	08003525326, MN	2842	\$2,648.88	\$0.00	\$0.00
181322602	01/06/2017	01/09/2017	Unknown	STANDARD OFFICE SUPPLY	202-8294820, DC	5943	\$924.00	\$0.00	\$0.00
181375689	01/09/2017	01/10/2017	Unknown	CRAFTMASTER HARDWARE	NORTHVALE, NJ	5251	\$54.48	\$0.00	\$0.00
181432013	01/10/2017	01/11/2017	Unknown	WW GRAINGER	877-2022594, PA	5085	\$193.80	\$0.00	\$0.00
181495905	01/11/2017	01/12/2017	Unknown	RON S HAMPTON ENTERP I	07704610220, GA	5169	\$96.92	\$0.00	\$0.00
181561876	01/11/2017	01/13/2017	Unknown	BLAYDES LOCK CO INC	WASHINGTON, DC	7399	\$24.70	\$0.00	\$0.00
181561877	01/12/2017	01/13/2017	Unknown	ARKANSAS FLAG AND BANN	LITTLE ROCK, AR	5199	\$982.10	\$0.00	\$62.10
181668776	01/12/2017	01/16/2017	Unknown	THE HOME DEPOT #2583	WASHINGTON, DC	5200	\$691.34	\$0.00	\$0.00
181753124	01/06/2017	01/18/2017	Unknown	WW GRAINGER	PITTSBURGH, PA	5085	\$0.00	(\$126.30)	\$0.00
182051366	01/23/2017	01/24/2017	Unknown	DORMA DBA DOOR CONTROL	09136600081, KS	5039	\$1,670.25	\$0.00	\$0.00
182116548	01/24/2017	01/25/2017	Unknown	LOWES #00702*	UPPER MARLBOR, MD	5200	\$231.15	\$0.00	\$0.00
182116549	01/24/2017	01/25/2017	Unknown	CONVEYORHANDLINGC OLN	ELKRIDGE, MD	5085	\$484.00	\$0.00	\$29.04
182116550	01/24/2017	01/25/2017	Unknown	WW GRAINGER	877-2022594, PA	5085	\$170.03	\$0.00	\$0.00
182197142	01/24/2017	01/26/2017	Unknown	ALAMO FLAG COMPANY OF	FALLS CHURCH, VA	5947	\$626.50	\$0.00	\$0.00

© 2018 JPMorgan Chase & Co. All rights reserved.

\*CONFIDENTIAL - THIS REPORT CONTAINS SENSITIVE DATA. UNAUTHORIZED USE PROHIBITED.\*

Transaction Detail

Page 17 of 64

182197143	01/25/2017	01/26/2017	Unknown	MVS INC	02027227981, DC	5045	\$543.60	\$0.00	\$0.00
182197144	01/25/2017	01/26/2017	Unknown	DURON 703373	DIST COLUMBIA, DC	5231	\$324.85	\$0.00	\$0.00
182281493	01/26/2017	01/27/2017	Unknown	LOWES #00702*	UPPER MARLBOR, MD	5200	\$0.00	(\$129.90)	\$0.00
182281494	01/26/2017	01/27/2017	Unknown	LOWES #00702*	UPPER MARLBOR, MD	5200	\$50.94	\$0.00	\$0.00
182281495	01/25/2017	01/27/2017	Unknown	THE HOME DEPOT #2583	WASHINGTON, DC	5200	\$128.08	\$0.00	\$0.00
182281496	01/26/2017	01/27/2017	Unknown	THE HAMILTON GROUP	02026894304, DC	5111	\$2,474.00	\$0.00	\$0.00
182412446	01/27/2017	01/30/2017	Unknown	IN *PLEVA, INC.	410-7575395, MD	7393	\$906.75	\$0.00	\$0.00
182412447	01/27/2017	01/30/2017	Unknown	ALLIED TRAILERS SALES	301-4701444, MD	7394	\$840.00	\$0.00	\$0.00
182478090	01/31/2017	01/31/2017	Unknown	ULINE *SHIP SUPPLIES	800-295-5510, WI	5964	\$2,908.51	\$0.00	\$0.00
182478091	01/30/2017	01/31/2017	Unknown	BALTIMORE DOOR & FRAME	HALETHORPE, MD	5039	\$467.00	\$0.00	\$0.00
182539798	01/30/2017	02/01/2017	Unknown	THE HOME DEPOT #2583	WASHINGTON, DC	5200	\$133.14	\$0.00	\$0.00
182609308	02/01/2017	02/02/2017	Unknown	BALTIMORE DOOR & FRAME	HALETHORPE, MD	5039	\$0.00	(\$123.00)	\$0.00
182690325	02/02/2017	02/03/2017	Unknown	IN *GENERAL MERCHANDIS	202-8328666, DC	5231	\$2,369.65	\$0.00	\$0.00
182820446	02/03/2017	02/06/2017	Unknown	PETSMART #2452	WASHINGTON, DC	5995	\$149.97	\$0.00	\$0.00
182884237	02/06/2017	02/07/2017	Unknown	LT PRINTING PROMOTION	202-4527620, DC	7399	\$1,869.00	\$0.00	\$0.00
182946340	02/06/2017	02/08/2017	Unknown	THE HOME DEPOT #2583	WASHINGTON, DC	5200	\$634.81	\$0.00	\$0.00
183014959	02/08/2017	02/09/2017	Unknown	IN *GENERAL MERCHANDIS	202-8328666, DC	5231	\$1,525.00	\$0.00	\$0.00
183014960	02/08/2017	02/09/2017	Unknown	BALTIMORE DOOR & FRAME	HALETHORPE, MD	5039	\$398.00	\$0.00	\$0.00
183403829	02/15/2017	02/16/2017	Unknown	LOWES #00702*	UPPER MARLBOR, MD	5200	\$109.15	\$0.00	\$0.00
183403830	02/14/2017	02/16/2017	Unknown	HOMEDEPOT.COM	800-430-3376, GA	5200	\$131.22	\$0.00	\$0.00
183676541	02/21/2017	02/22/2017	Unknown	BALTIMORE DOOR & FRAME	HALETHORPE, MD	5039	\$0.00	(\$344.00)	\$0.00
183739502	02/22/2017	02/23/2017	Unknown	ARKANSAS FLAG AND BANN	LITTLE ROCK, AR	5199	\$168.74	\$0.00	\$10.67

© 2018 JPMorgan Chase & Co. All rights reserved.

\*CONFIDENTIAL - THIS REPORT CONTAINS SENSITIVE DATA. UNAUTHORIZED USE PROHIBITED.\*

Transaction Detail

Page 18 of 64

183739503	02/22/2017	02/23/2017	Unknown	THE GUN SHOP	609-8591997, PA	5941	\$1,699.95	\$0.00	\$0.00
183814361	02/23/2017	02/24/2017	Unknown	CLOTHING SHOP ONLINE	05623564520, IL	5137	\$189.70	\$0.00	\$0.00
183814362	02/23/2017	02/24/2017	Unknown	MILITARY UNIFORM SUPPL	PEKIN, IL	5699	\$349.91	\$0.00	\$0.00
184088063	02/28/2017	03/01/2017	Unknown	TRAINING EQUIPMENT	6154806565, TN	5941	\$940.17	\$0.00	\$0.00
184163091	03/01/2017	03/02/2017	Unknown	U.S. OFFICE SOLUTIONS	BRENTWOOD, MD	5044	\$619.20	\$0.00	\$0.00
184248623	03/02/2017	03/03/2017	Unknown	MVS INC	02027227981, DC	5045	\$306.98	\$0.00	\$0.00
184248624	03/02/2017	03/03/2017	Unknown	XEROX SUPPLY TEXAS	08178297238, TX	5044	\$494.00	\$0.00	\$0.00
184383403	03/04/2017	03/06/2017	Unknown	5.11 TACTICAL.COM	08664511726, CA	5691	\$1,649.67	\$0.00	\$0.00
184515826	03/07/2017	03/08/2017	Unknown	THE HAMILTON GROUP	02026894304, DC	5111	\$4,787.12	\$0.00	\$0.00
184862421	03/13/2017	03/14/2017	Unknown	ADAMS MORGAN ANIMAL CL	WASHINGTON, DC	0742	\$929.18	\$0.00	\$0.00
184922044	03/14/2017	03/15/2017	Unknown	FERGUSON ENT #32	202-529-7411, DC	5074	\$436.17	\$0.00	\$0.00
184984694	03/14/2017	03/16/2017	Unknown	THE HOME DEPOT #2583	WASHINGTON, DC	5200	\$83.98	\$0.00	\$0.00
185058144	03/16/2017	03/17/2017	Unknown	PETSMART #2452	WASHINGTON, DC	5995	\$155.97	\$0.00	\$0.00
185173078	03/16/2017	03/20/2017	Unknown	DAR-US-SALAM PUBLICATI	HOUSTON, TX	5973	\$1,600.85	\$0.00	\$0.00
185594614	03/24/2017	03/27/2017	Unknown	THE HAMILTON GROUP	02026894304, DC	5111	\$249.40	\$0.00	\$0.00
185594615	03/26/2017	03/27/2017	Unknown	STAPLES DIRECT	PUTNAM, CT	5111	\$574.75	\$0.00	\$0.00
185737330	03/28/2017	03/29/2017	Unknown	LOWES #00702*	301-350-6777, MD	5200	\$765.80	\$0.00	\$0.00
185737331	03/28/2017	03/29/2017	Unknown	INT*IN *PINNACLE TECHN	864-2332433, SC	7379	\$760.00	\$0.00	\$0.00
186027300	03/31/2017	04/03/2017	Unknown	LOWES #00702*	UPPER MARLBOR, MD	5200	\$0.00	(\$266.00)	\$0.00
186098356	04/03/2017	04/04/2017	Unknown	PATUXENT NURSERY	BOWIE, MD	5261	\$296.73	\$0.00	\$0.00
186445947	04/07/2017	04/10/2017	Unknown	THE HAMILTON GROUP	02026894304, DC	5111	\$4,097.75	\$0.00	\$0.00
186511107	04/10/2017	04/11/2017	Unknown	VIRGINIA PUMP CO INC	ALEXANDRIA, VA	1711	\$550.00	\$0.00	\$0.00
186572703	04/11/2017	04/12/2017	Unknown	NEXTLEVEL TRAINING LLC	360-9334640, WA	8299	\$99.99	\$0.00	\$0.00
186572704	04/11/2017	04/12/2017	Unknown	MVS INC	02027227981, DC	5045	\$359.56	\$0.00	\$0.00

© 2018 JPMorgan Chase & Co. All rights reserved.

\*CONFIDENTIAL - THIS REPORT CONTAINS SENSITIVE DATA. UNAUTHORIZED USE PROHIBITED.\*

Transaction Detail

186712017	04/13/2017	04/14/2017	Unknown	LT PRINTING PROMOTION	202-4527620, DC	7399	\$2,643.00	\$0.00	\$0.00
186712018	04/13/2017	04/14/2017	Unknown	ACTION BEAUTY SUPPLY	CAPITOL HEIGH, MD	7299	\$1,066.98	\$0.00	\$0.00
186822157	04/13/2017	04/17/2017	Unknown	THE HOME DEPOT #2583	WASHINGTON, DC	5200	\$51.72	\$0.00	\$0.00
186822158	04/14/2017	04/17/2017	Unknown	PAYPAL *CJ CONTRACT	4029357733, MD	1520	\$1,550.00	\$0.00	\$0.00
186941650	04/18/2017	04/19/2017	Unknown	INTUIT *IN *PLEVA, INC	410-7575395, MD	7393	\$613.00	\$0.00	\$0.00
186941651	04/18/2017	04/19/2017	Unknown	CHEWY.COM	800-6724399, FL	5995	\$275.94	\$0.00	\$0.00
186941652	04/18/2017	04/19/2017	Unknown	DORMA DBA DOOR CONTROL	09136600081, KS	5039	\$711.18	\$0.00	\$33.87
187282097	04/24/2017	04/25/2017	Unknown	BENNETT CAREER INSTITU	WASHINGTON, DC	7230	\$340.00	\$0.00	\$0.00
187282098	04/24/2017	04/25/2017	Unknown	THE HAMILTON GROUP	02026894304, DC	5111	\$86.77	\$0.00	\$0.00
187348485	04/25/2017	04/26/2017	Unknown	NCS*GED EXAM	800-511-3478, MN	8299	\$487.50	\$0.00	\$0.00
187523413	04/28/2017	04/28/2017	Unknown	ULINE *SHIP SUPPLIES	800-295-5510, WI	5964	\$1,842.95	\$0.00	\$0.00
187523414	04/27/2017	04/28/2017	Unknown	RON S HAMPTON ENTERP I	07704610220, GA	5169	\$96.92	\$0.00	\$0.00
187523415	04/27/2017	04/28/2017	Unknown	PAYPAL *CJ CONTRACT	4029357733, MD	1520	\$1,860.00	\$0.00	\$0.00
187792892	05/02/2017	05/03/2017	Unknown	SQU*SQ *A DIGITAL SOLU	GOSQ.COM, DC	7299	\$3,020.00	\$0.00	\$0.00
187792893	05/02/2017	05/03/2017	Unknown	WAL-MART #5941	WASHINGTON, DC	5411	\$205.61	\$0.00	\$0.00
187792894	05/02/2017	05/03/2017	Unknown	FRAGERS HARDWARE	WASHINGTON, DC	5251	\$190.80	\$0.00	\$0.00
187864939	05/02/2017	05/04/2017	Unknown	THE HOME DEPOT #2583	WASHINGTON, DC	5200	\$47.06	\$0.00	\$0.00
187864940	05/03/2017	05/04/2017	Unknown	AH JORDAN PLUMBING & M	02025291058, DC	1711	\$1,650.00	\$0.00	\$0.00
187864941	05/03/2017	05/04/2017	Unknown	THE HAMILTON GROUP	02026894304, DC	5111	\$1,305.25	\$0.00	\$0.00
188076626	05/05/2017	05/08/2017	Unknown	INT*IN *GENERAL MERCHA	202-8328666, DC	5231	\$30.72	\$0.00	\$0.00
188076627	05/05/2017	05/08/2017	Unknown	S FREEDMAN AND SONS	301-386-7841, MD	5085	\$3,211.20	\$0.00	\$0.00
188144487	05/09/2017	05/09/2017	Unknown	ULINE *SHIP SUPPLIES	800-295-5510, WI	5964	\$259.63	\$0.00	\$0.00

© 2018 JPMorgan Chase & Co. All rights reserved.

\*CONFIDENTIAL - THIS REPORT CONTAINS SENSITIVE DATA. UNAUTHORIZED USE PROHIBITED.\*

Transaction Detail

Page 20 of 64

188209514	05/09/2017	05/10/2017	Unknown	LOWES #03256*	WASHINGTON, DC	5200	\$188.08	\$0.00	\$0.00
188282311	05/10/2017	05/11/2017	Unknown	LOWES #03256*	WASHINGTON, DC	5200	\$139.00	\$0.00	\$0.00
188282312	05/09/2017	05/11/2017	Unknown	ERNEST MAIER INC	301-927-8300, MD	5085	\$84.80	\$0.00	\$4.80
188282313	05/09/2017	05/11/2017	Unknown	ERNEST MAIER INC	301-927-8300, MD	5085	\$0.00	(\$84.80)	\$0.00
188282314	05/09/2017	05/11/2017	Unknown	ERNEST MAIER INC	301-927-8300, MD	5085	\$80.00	\$0.00	\$0.00
188621244	05/15/2017	05/17/2017	Unknown	SAFETYSIGN.COM	GARFIELD, NJ	7333	\$65.12	\$0.00	\$0.00
188621245	05/16/2017	05/17/2017	Unknown	BENNETT CAREER INSTITU	WASHINGTON, DC	7230	\$320.00	\$0.00	\$0.00
188774452	05/18/2017	05/19/2017	Unknown	INT*IN *GENERAL MERCHA	202-8328666, DC	5231	\$294.75	\$0.00	\$0.00
188774453	05/18/2017	05/19/2017	Unknown	SHERWIN WILLIAMS 70337	DIST COLUMBIA, DC	5231	\$562.45	\$0.00	\$0.00
188774454	05/18/2017	05/19/2017	Unknown	S FREEDMAN AND SONS	301-386-7841, MD	5085	\$299.70	\$0.00	\$0.00
188904320	05/18/2017	05/22/2017	Unknown	THE HOME DEPOT #2583	WASHINGTON, DC	5200	\$448.50	\$0.00	\$0.00
188970602	05/22/2017	05/23/2017	Unknown	INT*IN *GENERAL MERCHA	202-8328666, DC	5231	\$155.00	\$0.00	\$0.00
188970603	05/22/2017	05/23/2017	Unknown	MUDDY PAWS PET CENTER	CLINTON, MD	0742	\$266.00	\$0.00	\$0.00
189033935	05/23/2017	05/24/2017	Unknown	ACTION BEAUTY SUPPLY	CAPITOL HEIGH, MD	7299	\$1,128.58	\$0.00	\$0.00
189186393	05/25/2017	05/26/2017	Unknown	SAFETYPRODUCTS	7609441048, CA	5943	\$582.94	\$0.00	\$0.00
189313996	05/25/2017	05/29/2017	Unknown	CHANGE COMPANIES THE	CARSON CITY, NV	7399	\$378.12	\$0.00	\$0.00
189399090	05/30/2017	05/31/2017	Unknown	FMS PRODUCTIONS	08004214609, TX	7829	\$1,085.00	\$0.00	\$82.70
189399091	05/30/2017	05/31/2017	Unknown	HAZELDEN PUBLISHING 2	06512134005, MN	5942	\$1,109.00	\$0.00	\$0.00
189538163	05/31/2017	06/02/2017	Unknown	THE HOME DEPOT #2583	WASHINGTON, DC	5200	\$208.09	\$0.00	\$0.00
189538164	06/01/2017	06/02/2017	Unknown	INT*IN *GENERAL MERCHA	202-8328666, DC	5231	\$564.00	\$0.00	\$0.00
189538165	06/01/2017	06/02/2017	Unknown	HEARTSMART.COM	NEW MILFORD, CT	5047	\$236.00	\$0.00	\$0.00
189538166	06/01/2017	06/02/2017	Unknown	BLAYDES LOCK CO INC	202-8327100, DC	7399	\$839.10	\$0.00	\$0.00
189875232	06/06/2017	06/08/2017	Unknown	THE HOME DEPOT #2583	WASHINGTON, DC	5200	\$838.36	\$0.00	\$0.00
189958591	06/08/2017	06/09/2017	Unknown	INT*IN *PINNACLE TECHN	864-2332433, SC	7379	\$1,164.00	\$0.00	\$0.00

© 2018 JPMorgan Chase & Co. All rights reserved.

\*CONFIDENTIAL - THIS REPORT CONTAINS SENSITIVE DATA. UNAUTHORIZED USE PROHIBITED.\*

Transaction Detail

Page 21 of 64

190095693	06/08/2017	06/12/2017	Unknown	THE HOME DEPOT #2583	WASHINGTON, DC	5200	\$440.68	\$0.00	\$0.00
190164042	06/12/2017	06/13/2017	Unknown	SIGNS BY TOMORROW	07035240019, VA	5099	\$1,076.10	\$0.00	\$0.00
190228510	06/13/2017	06/14/2017	Unknown	BEST BUY 00002766	ARLINGTON, VA	5732	\$339.98	\$0.00	\$0.00
190301649	06/14/2017	06/15/2017	Unknown	WAL-MART #5941	WASHINGTON, DC	5411	\$1,972.84	\$0.00	\$0.00
190301650	06/14/2017	06/15/2017	Unknown	WAL-MART #5941	WASHINGTON, DC	5411	\$79.92	\$0.00	\$0.00
190522020	06/14/2017	06/19/2017	Unknown	WAL-MART #5941	WASHINGTON, DC	5411	\$0.00	(\$169.12)	\$0.00
190522021	06/16/2017	06/19/2017	Unknown	SP * HUMANERESTRAINT.C	6088496313, WI	5734	\$2,310.00	\$0.00	\$0.00
190522022	06/16/2017	06/19/2017	Unknown	FRY SPECIALTY INC	6195628446, CA	5719	\$70.04	\$0.00	\$0.00
190591048	06/19/2017	06/20/2017	Unknown	INT*IN *GENERAL MERCHA	202-8328666, DC	5231	\$144.60	\$0.00	\$0.00
190591049	06/19/2017	06/20/2017	Unknown	THE HAMILTON GROUP	02026894304, DC	5111	\$245.00	\$0.00	\$0.00
190591050	06/19/2017	06/20/2017	Unknown	MONA ELECTRIC GROUP IN	240-767-2094, MD	1731	\$2,278.60	\$0.00	\$0.00

**Totals for POWELL, GENESTER**

**Total Transactions 183**

**\$148,199.50**

**(\$1,339.47)**

**\$263.98**

**POWELL, GENESTER \*\*\*\*\*6322**

190657034	06/20/2017	06/21/2017	Unknown	LOWES #00452*	BOWIE, MD	5200	\$299.88	\$0.00	\$0.00
190657035	06/20/2017	06/21/2017	Unknown	U.S. OFFICE SOLUTIONS	BRENTWOOD, MD	5044	\$1,032.66	\$0.00	\$0.00
190800673	06/22/2017	06/23/2017	Unknown	DURON #3373	DIST COLUMBIA, DC	5231	\$595.81	\$0.00	\$0.00
190800674	06/22/2017	06/23/2017	Unknown	CVS/PHARMACY #01344	WASHINGTON, DC	5912	\$60.21	\$0.00	\$3.46
190800675	06/22/2017	06/23/2017	Unknown	STANDARD OFFICE SUPPLY	202-8294820, DC	5943	\$1,748.52	\$0.00	\$0.00
190923341	06/22/2017	06/26/2017	Unknown	OFFICE DEPOT #5910	800-463-3768, PA	5965	\$299.99	\$0.00	\$0.00
191360987	06/30/2017	07/03/2017	Unknown	OVERHEAD DOOR CO OF WA	301-9371800, MD	1799	\$846.32	\$0.00	\$0.00
191360988	06/30/2017	07/03/2017	Unknown	SIGNS BY TOMORROW	07035240019, VA	5099	\$159.74	\$0.00	\$0.00
191360989	06/30/2017	07/03/2017	Unknown	B&H PHOTO 800-606-696	800-2215743, NY	5969	\$374.25	\$0.00	\$0.00
191446392	07/03/2017	07/04/2017	Unknown	INT*IN *GENERAL MERCHA	202-8328666, DC	5231	\$393.70	\$0.00	\$0.00

© 2018 JPMorgan Chase & Co. All rights reserved.

\*CONFIDENTIAL - THIS REPORT CONTAINS SENSITIVE DATA. UNAUTHORIZED USE PROHIBITED.\*

Transaction Detail

Page 22 of 64

191508229	07/05/2017	07/06/2017	Unknown	REI*MATTHEW BENDER &CO	800-833-9844, OH	5969	\$167.54	\$0.00	\$0.00
191570195	07/05/2017	07/07/2017	Unknown	HERALD PUBLISHING HOUS	8007678181, MO	8699	\$753.60	\$0.00	\$0.00
191570196	07/05/2017	07/07/2017	Unknown	THE HOME DEPOT #2583	WASHINGTON, DC	5200	\$23.49	\$0.00	\$0.00
191570197	07/06/2017	07/07/2017	Unknown	CRAFTMASTER HARDWARE	NORTHVALE, NJ	5251	\$860.00	\$0.00	\$0.00
191570198	07/06/2017	07/07/2017	Unknown	ABSUPPLYNET	7738093667, IL	5251	\$163.15	\$0.00	\$0.00
191570199	07/06/2017	07/07/2017	Unknown	HAZELDEN PUBLISHING 2	06512134005, MN	5942	\$461.45	\$0.00	\$0.00
191750936	07/10/2017	07/11/2017	Unknown	NCS*GED EXAM	800-511-3478, MN	8299	\$600.00	\$0.00	\$0.00
191750937	07/10/2017	07/11/2017	Unknown	NCS*GED TESTING MH	800-731-9905, MN	8299	\$1,440.00	\$0.00	\$0.00
191750938	07/10/2017	07/11/2017	Unknown	THE HAMILTON GROUP	02026894304, DC	5111	\$1,095.00	\$0.00	\$0.00
191815163	07/11/2017	07/12/2017	Unknown	LOWES #00702*	UPPER MARLBOR, MD	5200	\$426.96	\$0.00	\$0.00
191889194	07/12/2017	07/13/2017	Unknown	REI*MATTHEW BENDER &CO	800-833-9844, OH	5969	\$0.00	(\$9.11)	\$0.00
191889195	07/10/2017	07/13/2017	Unknown	STANDARD OFFICE SUPPLY	DROSE@MDMSTAN, DC	5046	\$119.26	\$0.00	\$0.00
191889196	07/12/2017	07/13/2017	Unknown	ADAMS MORGAN ANIMAL CL	WASHINGTON, DC	0742	\$340.59	\$0.00	\$0.00
191971867	07/13/2017	07/14/2017	Unknown	REELIZATIONS MEDIA	9142470445, NY	5969	\$1,216.00	\$0.00	\$0.00
191971868	07/13/2017	07/14/2017	Unknown	MVS INC	02027227981, DC	7399	\$2,249.10	\$0.00	\$0.00
192094494	07/13/2017	07/17/2017	Unknown	THE HOME DEPOT #2583	WASHINGTON, DC	5200	\$14.64	\$0.00	\$0.00
192185597	07/17/2017	07/18/2017	Unknown	WW GRAINGER	877-2022594, IL	5085	\$99.25	\$0.00	\$0.00
192530874	07/21/2017	07/24/2017	Unknown	SHERWIN WILLIAMS 70337	DIST COLUMBIA, DC	5231	\$391.68	\$0.00	\$0.22
192624862	07/24/2017	07/25/2017	Unknown	CHEWY.COM	800-6724399, FL	5995	\$379.92	\$0.00	\$0.00
192624863	07/25/2017	07/25/2017	Unknown	DMI* DELL K-12/GOVT	800-981-3355, TX	5045	\$248.00	\$0.00	\$0.00
192624864	07/24/2017	07/25/2017	Unknown	OVERHEAD DOOR CO OF WA	301-9371800, MD	1799	\$1,896.93	\$0.00	\$0.00
192624865	07/24/2017	07/25/2017	Unknown	ALL ABOUT NETWORK LLC	888-3109963, FL	5999	\$385.00	\$0.00	\$0.00

© 2018 JPMorgan Chase & Co. All rights reserved.

\*CONFIDENTIAL - THIS REPORT CONTAINS SENSITIVE DATA. UNAUTHORIZED USE PROHIBITED.\*

Transaction Detail

Page 23 of 64

192699959	07/25/2017	07/26/2017	Unknown	SIGNS BY TOMORROW	07035240019, VA	5099	\$531.45	\$0.00	\$0.00
192699960	07/25/2017	07/26/2017	Unknown	DURON #3373	DIST COLUMBIA, DC	5231	\$0.00	(\$0.22)	\$0.00
192790955	07/26/2017	07/27/2017	Unknown	BLAYDES LOCK CO INC	WASHINGTON, DC	7399	\$291.30	\$0.00	\$0.00
192878902	07/27/2017	07/28/2017	Unknown	MVS INC	02027227981, DC	7399	\$2,519.74	\$0.00	\$0.00
192878903	07/27/2017	07/28/2017	Unknown	WW GRAINGER	877-2022594, IL	5085	\$190.20	\$0.00	\$0.00
193003740	07/28/2017	07/31/2017	Unknown	PRESTO DIRECT LLC	7248251469, PA	5943	\$283.39	\$0.00	\$0.00
193003741	07/28/2017	07/31/2017	Unknown	THESTAMPMaker	8884517300, MI	5943	\$111.65	\$0.00	\$0.00
193163752	08/01/2017	08/02/2017	Unknown	OVERHEAD DOOR CO	301-9371800, MD	1799	\$770.54	\$0.00	\$0.00
193243395	08/02/2017	08/03/2017	Unknown	STAPLES DIRECT	PUTNAM, CT	5111	\$479.88	\$0.00	\$0.00
193243396	08/03/2017	08/03/2017	Unknown	ULINE *SHIP SUPPLIES	800-295-5510, WI	5964	\$56.59	\$0.00	\$0.00
193243397	08/01/2017	08/03/2017	Unknown	SIGNS BY TOMORROW	CROFTON, MD	7333	\$260.26	\$0.00	\$0.00
193333094	08/03/2017	08/04/2017	Unknown	INTUIT *IN *PLEVA, INC	410-7575395, MD	7393	\$608.00	\$0.00	\$0.00
193455854	08/03/2017	08/07/2017	Unknown	THE HOME DEPOT #2583	WASHINGTON, DC	5200	\$285.20	\$0.00	\$0.00
193551398	08/07/2017	08/08/2017	Unknown	COM-TEC SECURITY	SAN ANTONIO, TX	1731	\$700.00	\$0.00	\$0.00
193551399	08/07/2017	08/08/2017	Unknown	THESTAMPMaker	8884517300, MI	5943	\$39.45	\$0.00	\$0.00
193618971	08/08/2017	08/09/2017	Unknown	ADAMS MORGAN	WASHINGTON, DC	0742	\$1,119.84	\$0.00	\$0.00
193618972	08/08/2017	08/09/2017	Unknown	ANIMAL CL					
193618972	08/08/2017	08/09/2017	Unknown	WW GRAINGER	877-2022594, IL	5085	\$127.00	\$0.00	\$0.00
193781829	08/09/2017	08/11/2017	Unknown	THE HOME DEPOT #2583	WASHINGTON, DC	5200	\$57.24	\$0.00	\$0.00
193911468	08/11/2017	08/14/2017	Unknown	THESTAMPMaker	8884517300, MI	5943	\$111.65	\$0.00	\$0.00
193911469	08/12/2017	08/14/2017	Unknown	PITNEY BOWES PI	800-243-7824, CT	5111	\$516.69	\$0.00	\$0.00
194006811	08/14/2017	08/15/2017	Unknown	MICHAELS STORES 1293	ALEXANDRIA, VA	5970	\$94.95	\$0.00	\$0.00
194006812	08/14/2017	08/15/2017	Unknown	SHERWIN WILLIAMS	DIST COLUMBIA, DC	5231	\$863.71	\$0.00	\$0.00
194150655	08/11/2017	08/17/2017	Unknown	70337					
194150655	08/11/2017	08/17/2017	Unknown	STANDARD OFFICE	DROSE@MDMSTAN, DC	5046	\$430.76	\$0.00	\$0.00
194238235	08/17/2017	08/18/2017	Unknown	SUPPLY					
194238235	08/17/2017	08/18/2017	Unknown	J P	301-5958900, MD	1711	\$915.62	\$0.00	\$0.00
194523567	08/22/2017	08/23/2017	Unknown	MVS INC	02027227981, DC	7399	\$2,223.11	\$0.00	\$0.00

© 2018 JPMorgan Chase & Co. All rights reserved.

\*CONFIDENTIAL - THIS REPORT CONTAINS SENSITIVE DATA. UNAUTHORIZED USE PROHIBITED.\*

Transaction Detail

Page 24 of 64



194698403	08/23/2017	08/25/2017	Unknown	THE HOME DEPOT #2583	WASHINGTON, DC	5200	\$50.09	\$0.00	\$0.00
194698404	08/24/2017	08/25/2017	Unknown	BLAYDES LOCK CO INC	202-8327100, DC	7399	\$117.64	\$0.00	\$0.00
194838366	08/25/2017	08/28/2017	Unknown	LOWES #00907*	800-445-6937, NC	5200	\$799.99	\$0.00	\$0.00
195025990	08/28/2017	08/30/2017	Unknown	ALAMO FLAG COMPANY	FALLS CHURCH, VA	5947	\$626.50	\$0.00	\$0.00
195025991	08/29/2017	08/30/2017	Unknown	OF ADAMS MORGAN ANIMAL CL	WASHINGTON, DC	0742	\$413.55	\$0.00	\$0.00
195120638	08/31/2017	08/31/2017	Unknown	GALLS	08592667227, KY	5964	\$1,018.00	\$0.00	\$0.00
195345755	09/01/2017	09/04/2017	Unknown	DURON #3373	DIST COLUMBIA, DC	5231	\$267.30	\$0.00	\$0.00
195482392	09/05/2017	09/06/2017	Unknown	THE HAMILTON GROUP	02026894304, DC	5111	\$3,620.00	\$0.00	\$0.00
195556460	09/06/2017	09/07/2017	Unknown	FERGUSON ENT #32	08448723857, DC	5074	\$136.47	\$0.00	\$0.00
195556461	09/06/2017	09/07/2017	Unknown	FIRE KING INTERNATIONA	812-948-8400, IN	5046	\$140.00	\$0.00	\$0.00
195651038	09/06/2017	09/08/2017	Unknown	THE HOME DEPOT #2583	WASHINGTON, DC	5200	\$208.38	\$0.00	\$0.00
195651039	09/07/2017	09/08/2017	Unknown	MVS INC	02027227981, DC	7399	\$1,188.82	\$0.00	\$0.00
195798176	09/07/2017	09/11/2017	Unknown	THE HOME DEPOT #2583	WASHINGTON, DC	5200	\$246.10	\$0.00	\$0.00
195798177	09/08/2017	09/11/2017	Unknown	THE HOME DEPOT #2583	WASHINGTON, DC	5200	\$19.70	\$0.00	\$0.00
196175105	09/14/2017	09/15/2017	Unknown	CHEWY.COM	800-6724399, FL	5995	\$553.80	\$0.00	\$0.00
196175106	09/14/2017	09/15/2017	Unknown	OFFICE DEPOT #5910	800-463-3768, PA	5965	\$299.99	\$0.00	\$0.00
196329438	09/15/2017	09/18/2017	Unknown	NCS*GED EXAM	800-511-3478, MN	8299	\$375.00	\$0.00	\$0.00
196329439	09/15/2017	09/18/2017	Unknown	NCS*GED TESTING MH	800-731-9905, MN	8299	\$1,440.00	\$0.00	\$0.00
196519264	09/19/2017	09/20/2017	Unknown	MVS INC	02027227981, DC	7399	\$1,439.92	\$0.00	\$0.00
197115133	09/27/2017	09/28/2017	Unknown	ADAMS MORGAN ANIMAL CL	WASHINGTON, DC	0742	\$517.40	\$0.00	\$0.00

**Totals for POWELL, GENESTER**

**Total Transactions 77**

**\$46,209.51**

**(\$9.33)**

**\$3.68**

**THOMAS, SALLIE \*\*\*\*\*6854**

176322678	09/29/2016	10/03/2016	Unknown	GLOBALKNOWLEDGETR	800-2687737, NC	8244	\$2,870.18	\$0.00	\$0.00
176322679	10/01/2016	10/03/2016	Unknown	AININ COMCAST OF WASHINGTON	800-COMCAST, DC	4899	\$107.50	\$0.00	\$0.00

© 2018 JPMorgan Chase & Co. All rights reserved.

\*CONFIDENTIAL - THIS REPORT CONTAINS SENSITIVE DATA. UNAUTHORIZED USE PROHIBITED.\*

Transaction Detail

Page 25 of 64

177108597	10/17/2016	10/18/2016	Unknown	PAYPAL *NCBI INTRNL	4029357733, MD	8398	\$1,064.95	\$0.00	\$0.00
177337426	10/20/2016	10/21/2016	Unknown	SABRE SECURITY EQUIPME	636-3430200, MO	7393	\$150.00	\$0.00	\$0.00
177465364	10/21/2016	10/24/2016	Unknown	SABRE SECURITY EQUIPME	636-3430200, MO	7393	\$150.00	\$0.00	\$0.00
177465365	10/22/2016	10/24/2016	Unknown	WWW.ZNO.COM	4086730278, CA	7221	\$373.10	\$0.00	\$0.00
177546103	10/25/2016	10/25/2016	Unknown	SHUTTERFLY	800-986-1065, CA	5946	\$147.94	\$0.00	\$0.00
177999718	10/31/2016	11/01/2016	Unknown	WWW.ZNO.COM	4086730278, CA	7221	\$320.00	\$0.00	\$0.00
177999719	10/31/2016	11/01/2016	Unknown	JIMMIE MUSCATELLO'S	WASHINGTON, DC	7296	\$19.95	\$0.00	\$0.00
178140703	10/25/2016	11/03/2016	Unknown	SABRE SECURITY EQUIPME	636-3430200, MO	7393	\$0.00	(\$150.00)	\$0.00
178498616	11/08/2016	11/09/2016	Unknown	CHAMPION AWARDS	WASHINGTON, DC	5999	\$48.90	\$0.00	\$0.00
178573670	11/08/2016	11/10/2016	Unknown	MR TEES	FORESTVILLE, MD	5691	\$47.64	\$0.00	\$0.00
178875181	11/15/2016	11/16/2016	Unknown	FEDEX 784635918113	MEMPHIS, TN	4215	\$171.40	\$0.00	\$0.00
179025348	11/16/2016	11/18/2016	Unknown	GLOBALKNOWLEDGETR	800-2687737, NC	8244	\$2,449.64	\$0.00	\$0.00
179025349	11/16/2016	11/18/2016	Unknown	GLOBALKNOWLEDGETR	800-2687737, NC	8244	\$2,870.18	\$0.00	\$0.00
179025350	11/17/2016	11/18/2016	Unknown	THE HAMILTON GROUP	02026894304, DC	5111	\$2,273.00	\$0.00	\$0.00
179542004	11/16/2016	11/30/2016	Unknown	TEMPORARY DISPUTE CRDT JW	COLUMBUS, OH	8244	\$0.00	(\$2,449.64)	\$0.00
179542005	11/16/2016	11/30/2016	Unknown	TEMPORARY DISPUTE CRDT JW	COLUMBUS, OH	8244	\$0.00	(\$2,870.18)	\$0.00
179542006	11/29/2016	11/30/2016	Unknown	THE HAMILTON GROUP	02026894304, DC	5111	\$0.00	(\$2,273.00)	\$0.00
179709655	12/01/2016	12/02/2016	Unknown	U.S. OFFICE SOLUTIONS	BRENTWOOD, MD	5044	\$385.48	\$0.00	\$0.00
180522759	12/15/2016	12/16/2016	Unknown	R&B STEEL FABRICATIONS	02402680860, MD	5533	\$3,395.00	\$0.00	\$0.00
180683739	11/16/2016	12/20/2016	Unknown	REVERSE DISPUTE CRDT MJ	COLUMBUS, OH	8244	\$2,449.64	\$0.00	\$0.00
180683740	11/16/2016	12/20/2016	Unknown	REVERSE DISPUTE CRDT MJ	COLUMBUS, OH	8244	\$2,870.18	\$0.00	\$0.00
181320043	01/06/2017	01/09/2017	Unknown	STANDARD OFFICE SUPPLY	202-8294820, DC	5943	\$2,046.64	\$0.00	\$0.00
181428810	01/10/2017	01/11/2017	Unknown	STANDARD OFFICE SUPPLY	202-8294820, DC	5943	\$300.00	\$0.00	\$0.00

© 2018 JPMorgan Chase & Co. All rights reserved.

\*CONFIDENTIAL - THIS REPORT CONTAINS SENSITIVE DATA. UNAUTHORIZED USE PROHIBITED.\*

Transaction Detail

Page 26 of 64

181428811	01/10/2017	01/11/2017	Unknown	STANDARD OFFICE SUPPLY	202-8294820, DC	5943	\$562.20	\$0.00	\$0.00
181750783	01/17/2017	01/18/2017	Unknown	U.S. OFFICE SOLUTIONS	BRENTWOOD, MD	5044	\$454.30	\$0.00	\$0.00
181880234	01/19/2017	01/20/2017	Unknown	CHAMPION AWARDS	02026386777, DC	5999	\$589.00	\$0.00	\$0.00
181985895	01/12/2017	01/23/2017	Unknown	STANDARD OFFICE SUPPLY	202-8294820, DC	5943	\$0.00	(\$559.80)	\$0.00
182114708	01/25/2017	01/25/2017	Unknown	ARC*SERVICES/TRAININ G	800-733-2767, GA	8398	\$1,200.00	\$0.00	\$0.00
182279374	01/26/2017	01/27/2017	Unknown	SECURITY EQUIPMENT COR	FENTON, MO	5065	\$300.00	\$0.00	\$0.00
182399605	01/28/2017	01/30/2017	Unknown	DURON #3373	DIST COLUMBIA, DC	5231	\$148.32	\$0.00	\$0.19
182475538	01/30/2017	01/31/2017	Unknown	CHAMPION AWARDS	WASHINGTON, DC	5999	\$882.55	\$0.00	\$0.00
183090565	02/09/2017	02/10/2017	Unknown	SQ *SQ *BUZZMACHINE ST	GOSQ.COM, FL	7333	\$1,850.00	\$0.00	\$0.00
183206680	02/10/2017	02/13/2017	Unknown	DOVER DOWNS GAMING	03026744600, DE	7011	\$112.92	\$0.00	\$0.00
183206681	02/11/2017	02/13/2017	Unknown	DOVER DOWNS GAMING	03026744600, DE	7011	\$112.92	\$0.00	\$0.00
183206682	02/11/2017	02/13/2017	Unknown	DOVER DOWNS GAMING	03026744600, DE	7011	\$112.92	\$0.00	\$0.00
183206683	02/11/2017	02/13/2017	Unknown	DOVER DOWNS GAMING	03026744600, DE	7011	\$112.92	\$0.00	\$0.00
183206684	02/11/2017	02/13/2017	Unknown	DOVER DOWNS GAMING	03026744600, DE	7011	\$112.92	\$0.00	\$0.00
183674091	02/21/2017	02/22/2017	Unknown	DURON #3373	DIST COLUMBIA, DC	5231	\$0.00	(\$0.19)	\$0.00
184584096	03/08/2017	03/09/2017	Unknown	AMERICAN JAIL ASSOCIAT	HAGERSTOWN, MD	8641	\$500.00	\$0.00	\$0.00
184665173	03/09/2017	03/10/2017	Unknown	CHAMPION AWARDS	WASHINGTON, DC	5999	\$184.00	\$0.00	\$0.00
184784736	03/11/2017	03/13/2017	Unknown	DTV*DIRECTV SERVICE	800-347-3288, CA	4899	\$579.34	\$0.00	\$0.00
184784737	03/10/2017	03/13/2017	Unknown	AMERICAN JAIL ASSOCIAT	HAGERSTOWN, MD	8641	\$325.00	\$0.00	\$0.00
184981366	03/15/2017	03/16/2017	Unknown	AMERICAN CORRECTIONAL	7032240055, VA	8398	\$15.00	\$0.00	\$0.00
185239610	03/20/2017	03/21/2017	Unknown	AMERICAN CORRECTIONAL	7032240055, VA	8398	\$35.00	\$0.00	\$0.00
185580660	03/23/2017	03/27/2017	Unknown	SOUTHWES 5262496914612	800-435-9792, TX	3066	\$967.89	\$0.00	\$0.00

© 2018 JPMorgan Chase & Co. All rights reserved.

\*CONFIDENTIAL - THIS REPORT CONTAINS SENSITIVE DATA. UNAUTHORIZED USE PROHIBITED.\*

Transaction Detail

Page 27 of 64

185580661	03/24/2017	03/27/2017	Unknown	OLENDER REPORTING INC	02028981108, DC	7339	\$428.50	\$0.00	\$0.00
185891863	03/30/2017	03/31/2017	Unknown	CHAMPION AWARDS	WASHINGTON, DC	5999	\$317.50	\$0.00	\$0.00
186232171	04/04/2017	04/06/2017	Unknown	CLEARLAWINSTITUTE.C O	ARLINGTON, VA	7392	\$199.00	\$0.00	\$0.00
186433285	04/08/2017	04/10/2017	Unknown	COURTYARD BY MARRIOTT	ORLANDO, FL	3509	\$781.88	\$0.00	\$0.00
186508552	04/10/2017	04/11/2017	Unknown	CHAMPION AWARDS	WASHINGTON, DC	5999	\$135.50	\$0.00	\$0.00
186818830	04/14/2017	04/17/2017	Unknown	SP * HUMANERESTRAINT.C	6088496313, WI	5734	\$1,506.50	\$0.00	\$0.00
186818831	04/14/2017	04/17/2017	Unknown	SP * HUMANERESTRAINT.C	6088496313, WI	5734	\$1,980.00	\$0.00	\$0.00
186818832	04/14/2017	04/17/2017	Unknown	AVAS FLOWERS	877-638-3303, NJ	5193	\$312.89	\$0.00	\$0.00
187197925	04/20/2017	04/24/2017	Unknown	HOMEDÉPOT.COM	800-430-3376, GA	5200	\$167.52	\$0.00	\$0.00
187197926	04/21/2017	04/24/2017	Unknown	ALL ABOUT NETWORK LLC	888-3109963, FL	5999	\$1,485.44	\$0.00	\$0.00
187431933	04/26/2017	04/27/2017	Unknown	SQU*SQ *STRONG PRODUCT	WASHINGTON, DC	7392	\$1,975.00	\$0.00	\$0.00
187644916	04/30/2017	05/01/2017	Unknown	AMAZON MKTPLACE PMTS	AMZN.COM/BILL, WA	5942	\$154.08	\$0.00	\$0.00
187644917	04/30/2017	05/01/2017	Unknown	AMAZON MKTPLACE PMTS	AMZN.COM/BILL, WA	5942	\$0.00	(\$5.04)	\$0.00
187644918	04/30/2017	05/01/2017	Unknown	AMAZON MKTPLACE PMTS	AMZN.COM/BILL, WA	5942	\$0.00	(\$10.72)	\$0.00
187644919	04/30/2017	05/01/2017	Unknown	AMAZON MKTPLACE PMTS	AMZN.COM/BILL, WA	5942	\$0.00	(\$1.86)	\$0.00
187644920	04/30/2017	05/01/2017	Unknown	AMAZON MKTPLACE PMTS	AMZN.COM/BILL, WA	5942	\$0.00	(\$1.72)	\$0.00
188063687	05/05/2017	05/08/2017	Unknown	STAPLES 00115329	WASHINGTON, DC	5943	\$58.66	\$0.00	\$3.19
188141687	05/08/2017	05/09/2017	Unknown	SQU*SQ *A DIGITAL SOLU	GOSQ.COM, DC	7299	\$1,875.00	\$0.00	\$0.00
188141688	05/08/2017	05/09/2017	Unknown	PACER800-676-6856IR	800-676-6856, TX	9399	\$24.20	\$0.00	\$0.00
188207700	05/09/2017	05/10/2017	Unknown	DTV*DIRECTV SERVICE	800-347-3288, CA	4899	\$579.34	\$0.00	\$0.00
188280390	05/10/2017	05/11/2017	Unknown	FRAGERS	WASHINGTON, DC	5251	\$156.50	\$0.00	\$0.00
188280391	05/10/2017	05/11/2017	Unknown	CHAMPION AWARDS	02026386777, DC	5999	\$1,448.05	\$0.00	\$0.00

© 2018 JPMorgan Chase & Co. All rights reserved.

\*CONFIDENTIAL - THIS REPORT CONTAINS SENSITIVE DATA. UNAUTHORIZED USE PROHIBITED.\*

Transaction Detail

Page 28 of 64

188362384	05/11/2017	05/12/2017	Unknown	INT*IN *ARKANSAS ASSOC	501-4122198, AR	7299	\$85.00	\$0.00	\$0.00
188362385	05/11/2017	05/12/2017	Unknown	INT*IN *ARKANSAS ASSOC	501-4122198, AR	7299	\$25.00	\$0.00	\$0.00
188891611	05/19/2017	05/22/2017	Unknown	NATIONAL EMPLOYMENT LA	303-8615600, CO	8999	\$895.50	\$0.00	\$0.00
188967983	05/22/2017	05/23/2017	Unknown	THE HAMILTON GROUP	02026894304, DC	5111	\$966.55	\$0.00	\$0.00
189107394	05/23/2017	05/25/2017	Unknown	AMERICAN 00121300813211	08004337300, TX	3001	\$548.99	\$0.00	\$0.00
189107395	05/24/2017	05/25/2017	Unknown	STAPLES 00115329	WASHINGTON, DC	5943	\$0.00	(\$3.19)	(\$3.19)
189107396	05/24/2017	05/25/2017	Unknown	TAG B PARKING	WASHINGTON, DC	7523	\$2,400.00	\$0.00	\$0.00
189184255	05/25/2017	05/26/2017	Unknown	STANDARD OFFICE SUPPLY	202-8294820, DC	5943	\$7.20	\$0.00	\$0.00
189184256	05/25/2017	05/26/2017	Unknown	STANDARD OFFICE SUPPLY	202-8294820, DC	5943	\$1,100.00	\$0.00	\$0.00
189650693	06/02/2017	06/05/2017	Unknown	CHAMPION AWARDS	WASHINGTON, DC	5999	\$2,090.00	\$0.00	\$0.00
190161354	06/12/2017	06/13/2017	Unknown	ID SERVICES	8585690691, CA	2741	\$1,650.00	\$0.00	\$0.00
190226564	06/13/2017	06/14/2017	Unknown	INT*IN *ERGOMETRICS AN	425-7745700, WA	7392	\$142.00	\$0.00	\$0.00
190299674	06/14/2017	06/15/2017	Unknown	TINGUE BROWN & CO	02017964490, NJ	5046	\$230.00	\$0.00	\$0.00
190508518	06/16/2017	06/19/2017	Unknown	SQU*SQ *A DIGITAL SOLU	GOSQ.COM, DC	7299	\$1,125.00	\$0.00	\$0.00
190588317	06/19/2017	06/20/2017	Unknown	NRA LAW ENFORCEMENT	703-267-1634, VA	8299	\$2,580.00	\$0.00	\$0.00
190588318	06/19/2017	06/20/2017	Unknown	SMK*SURVEYMONKEY.COM	971-2445555, CA	5968	\$300.00	\$0.00	\$0.00
190655189	06/20/2017	06/21/2017	Unknown	EEOC TRAINING INST	202-663-4837, DC	9399	\$1,500.00	\$0.00	\$0.00
190729740	06/20/2017	06/22/2017	Unknown	SOUTHWES 5268535016325	800-435-9792, TX	3066	\$360.96	\$0.00	\$0.00
190729741	06/21/2017	06/22/2017	Unknown	HILTON HOTELS CHICAGO	312-9224400, IL	3504	\$842.19	\$0.00	\$0.00
191259664	06/29/2017	06/30/2017	Unknown	B&H PHOTO 800-606-696	800-2215743, NY	5969	\$149.95	\$0.00	\$0.00
191259665	06/29/2017	06/30/2017	Unknown	BESTBUYCOM802762001 205	888-BESTBUY, MN	5732	\$1,309.98	\$0.00	\$84.27
191259666	06/29/2017	06/30/2017	Unknown	BESTBUYCOM802762001 205	888-BESTBUY, MN	5732	\$19.99	\$0.00	\$1.29

© 2018 JPMorgan Chase & Co. All rights reserved.

\*CONFIDENTIAL - THIS REPORT CONTAINS SENSITIVE DATA. UNAUTHORIZED USE PROHIBITED.\*

Transaction Detail

191377908	06/29/2017	07/03/2017	Unknown	SOUTHWES 5268538098528	800-435-9792, TX	3066	\$427.46	\$0.00	\$0.00
191377909	06/30/2017	07/03/2017	Unknown	BESTBUYCOM802762001 205	888-BESTBUY, MN	5732	\$229.99	\$0.00	\$14.80
191434494	06/29/2017	07/04/2017	Unknown	ADORAMA INC	212-741-0466, NY	5969	\$29.99	\$0.00	\$0.00
191580867	07/06/2017	07/07/2017	Unknown	S FREEDMAN AND SONS	301-386-7841, MD	5085	\$4,591.68	\$0.00	\$0.00
191826131	07/11/2017	07/12/2017	Unknown	ORBITZ*7279485401682	ORBITZ.COM, WA	4722	\$4.54	\$0.00	\$0.00
191900339	07/11/2017	07/13/2017	Unknown	DELTA 00686858419225	BELLEVUE, WA	3058	\$302.80	\$0.00	\$0.00
191900340	07/11/2017	07/13/2017	Unknown	UNITED 01686858552724	800-932-2732, TX	3000	\$230.80	\$0.00	\$0.00
192192725	07/17/2017	07/18/2017	Unknown	SKILLPATH NATIONAL	913-3623900, KS	8299	\$149.00	\$0.00	\$0.00
192192726	07/17/2017	07/18/2017	Unknown	SKILLPATH NATIONAL	913-3623900, KS	8299	\$149.00	\$0.00	\$0.00
192192727	07/17/2017	07/18/2017	Unknown	SKILLPATH NATIONAL	913-3623900, KS	8299	\$149.00	\$0.00	\$0.00
192192728	07/17/2017	07/18/2017	Unknown	SKILLPATH NATIONAL	913-3623900, KS	8299	\$149.00	\$0.00	\$0.00
192192729	07/17/2017	07/18/2017	Unknown	GRADUATE SCHOOL REG	08887444723, DC	8299	\$679.00	\$0.00	\$0.00
192192730	07/17/2017	07/18/2017	Unknown	GRADUATE SCHOOL REG	08887444723, DC	8299	\$699.00	\$0.00	\$0.00
192258919	07/18/2017	07/19/2017	Unknown	MARRIOTT HOTEL & RESOR	PARK CITY, UT	3509	\$590.68	\$0.00	\$0.00
192333426	07/19/2017	07/20/2017	Unknown	PROCOM CORPORATION	301-4979080, MD	4812	\$1,916.10	\$0.00	\$0.00
192333427	07/19/2017	07/20/2017	Unknown	AMAZON.COM	AMZN.COM/BILL, WA	5942	\$198.00	\$0.00	\$0.00
192333428	07/19/2017	07/20/2017	Unknown	AMERICAN CORRECTIONAL	7032240055, VA	8398	\$275.00	\$0.00	\$0.00
192333429	07/19/2017	07/20/2017	Unknown	AMERICAN CORRECTIONAL	7032240055, VA	8398	\$30.00	\$0.00	\$0.00
192548372	07/21/2017	07/24/2017	Unknown	DTV*DIRECTV SERVICE	800-347-3288, CA	4899	\$160.61	\$0.00	\$0.00
192548373	07/21/2017	07/24/2017	Unknown	DATIA	08003551257, DC	8398	\$199.00	\$0.00	\$0.00
192715385	07/25/2017	07/26/2017	Unknown	APPLE STORE #R010	MCLEAN, VA	5732	\$647.80	\$0.00	\$0.00
192803566	07/26/2017	07/27/2017	Unknown	CHAMPION AWARDS	WASHINGTON, DC	5999	\$1,328.00	\$0.00	\$0.00

© 2018 JPMorgan Chase & Co. All rights reserved.

\*CONFIDENTIAL - THIS REPORT CONTAINS SENSITIVE DATA. UNAUTHORIZED USE PROHIBITED.\*

Transaction Detail

192892427	07/27/2017	07/28/2017	Unknown	AMERICAN CORRECTIONAL	7032240055, VA	8398	\$275.00	\$0.00	\$0.00
192892428	07/27/2017	07/28/2017	Unknown	APPLE STORE #R010	MCLEAN, VA	5732	\$96.00	\$0.00	\$0.00
193021816	07/28/2017	07/31/2017	Unknown	SOUTHWES 5268547965420	800-435-9792, TX	3066	\$573.46	\$0.00	\$0.00
193256150	08/01/2017	08/03/2017	Unknown	AMERICAN 00121414220384	08004337300, TX	3001	\$474.40	\$0.00	\$0.00
193346580	08/02/2017	08/04/2017	Unknown	AMERICAN 00186887602064	BELLEVUE, WA	3001	\$437.60	\$0.00	\$0.00
193473054	08/02/2017	08/07/2017	Unknown	AMERICAN 00186887602064	BELLEVUE, WA	3001	\$0.00	(\$437.60)	\$0.00
193473055	08/03/2017	08/07/2017	Unknown	AMERICAN 00121418336561	08004337300, TX	3001	\$488.60	\$0.00	\$0.00
193559195	08/07/2017	08/08/2017	Unknown	AMERICAN CORRECTIONAL	7032240055, VA	8398	\$145.00	\$0.00	\$0.00
193630314	08/08/2017	08/09/2017	Unknown	PACER800-676-6856IR	800-676-6856, TX	9399	\$15.10	\$0.00	\$0.00
194162378	08/16/2017	08/17/2017	Unknown	MARRIOTT ST.LOUISGRAND	ST LOUIS, MO	3509	\$234.68	\$0.00	\$0.00
194251684	08/17/2017	08/18/2017	Unknown	MARRIOTT ST.LOUISGRAND	ST LOUIS, MO	3509	\$1,601.48	\$0.00	\$0.00
194251685	08/17/2017	08/18/2017	Unknown	MARRIOTT ST.LOUISGRAND	ST LOUIS, MO	3509	\$469.36	\$0.00	\$0.00
194383581	08/18/2017	08/21/2017	Unknown	MARRIOTT ST.LOUISGRAND	ST LOUIS, MO	3509	\$234.68	\$0.00	\$0.00
194383582	08/18/2017	08/21/2017	Unknown	ORBITZ*7289123837610	ORBITZ.COM, WA	4722	\$6.30	\$0.00	\$0.00
194383583	08/18/2017	08/21/2017	Unknown	AMERICAN 00186907933914	BELLEVUE, WA	3001	\$359.20	\$0.00	\$0.00
194383584	08/18/2017	08/21/2017	Unknown	UNITED 01686907755245	800-932-2732, TX	3000	\$354.80	\$0.00	\$0.00
194383585	08/19/2017	08/21/2017	Unknown	DTV*DIRECTV SERVICE	800-347-3288, CA	4899	\$262.96	\$0.00	\$0.00
194534619	08/23/2017	08/23/2017	Unknown	NNA SERVICES LLC	800-876-6827, CA	7399	\$199.00	\$0.00	\$0.00
194534620	08/23/2017	08/23/2017	Unknown	NNA SERVICES LLC	800-876-6827, CA	7399	\$81.95	\$0.00	\$0.00
194713381	08/24/2017	08/25/2017	Unknown	MARRIOTT ST.LOUISGRAND	ST LOUIS, MO	3509	\$469.36	\$0.00	\$0.00
194713382	08/25/2017	08/25/2017	Unknown	NNA SERVICES LLC	800-876-6827, CA	7399	\$135.00	\$0.00	\$0.00
194857852	08/26/2017	08/28/2017	Unknown	MARRIOTT ST.LOUISGRAND	ST LOUIS, MO	3509	\$0.00	(\$469.36)	\$0.00

© 2018 JPMorgan Chase & Co. All rights reserved.

\*CONFIDENTIAL - THIS REPORT CONTAINS SENSITIVE DATA. UNAUTHORIZED USE PROHIBITED.\*

Transaction Detail