

DDOT ACTION AGENDA PERFORMANCE MEASURES - 2012 UPDATE

STATUS	NUMBER	%
FULLY ACHIEVED	29	46%
PARTIALLY ACHIEVED	19	30%
NOT APPLICABLE	9	14%
NOT ACHIEVED	6	10%
Total	63	100%

Initiative	2010 Action Agenda Performance Measures	2010	2012 Goal	2012 Actual	Status	Admin	Comments
● Safe Passages	Number of collisions	17955	15000	18430	NOT ACHIEVED	TOA	2010 data corrected from 15821 to 17955
● Safe Passages	Number of serious injuries	303	1500	341	FULLY ACHIEVED	TOA	2010 data corrected from 1864 to 303
● Safe Passages	Number of traffic fatalities	25	27	17	FULLY ACHIEVED	TOA	2010 data corrected from 33 to 25
● Safe Passages	National ranking for safety	#1	#1	#1	FULLY ACHIEVED	TOA	
● Safe Passages	Number of pedestrian-related fatalities	14	13	2	FULLY ACHIEVED	TOA	2010 data corrected from 16 to 14
● Safe Passages	Number of bicycle-related fatalities	3	0	1	PARTIALLY ACHIEVED	TOA	2010 data corrected from 0 to 3. DDOT is working with MPD to implement new strategies in reducing bicycle fatalities.
● Safe Passages	Number of pedestrian-related crashes	735	500	842	NOT ACHIEVED	TOA	2010 data corrected from 628 to 735
● Safe Passages	Number of bicycle-related crashes	455	250	579	NOT ACHIEVED	TOA	2010 data corrected from 335 to 455
● Safe Passages	Number of crash-prone locations investigated by DDOT annually	50	100	100	FULLY ACHIEVED	TOA	
● Safe Passages	Percentage of intersections identified for Leading Pedestrian Intervals Installed	25%	50%	100%	FULLY ACHIEVED	TOA	
● Safe Passages	Percentage of traffic signals with malfunctioning loop detectors	10%	5%	1%	FULLY ACHIEVED	TOA	
● Safe Passages	Percentage of all District drivers that wear seat belts all the time	93%	99%	93%	PARTIALLY ACHIEVED	PPSA	
● Safe Passages	Percentage of trucks traveling with overweight loads on I-295	30%	10%	20%	PARTIALLY ACHIEVED	PPSA	













DDOT ACTION AGENDA PERFORMANCE MEASURES - 2012 UPDATE

STATUS	NUMBER	%
FULLY ACHIEVED	29	46%
PARTIALLY ACHIEVED	19	30%
NOT APPLICABLE	9	14%
NOT ACHIEVED	6	10%
Total	63	100%

Initiative	2010 Action Agenda Performance Measures	2010	2012 Goal	2012 Actual	Status	Admin	Comments
● Safe Passages	Number of mobile automated speed enforcement units	12	22	22	FULLY ACHIEVED	TOA	
● Safe Passages	Number of speed/red light cameras deployed	49	61	202	FULLY ACHIEVED	TOA	Number reported by MPD
● Sustainable Living	Percentage of bicycle mode share	2.30%	5%	3.20%	PARTIALLY ACHIEVED	PPSA	2011 Data
● Sustainable Living	Percentage of walk mode share	12%	14%	11.80%	PARTIALLY ACHIEVED	PPSA	2011 Data
● Sustainable Living	Miles of bicycle lanes & protected tracks	40	80	56	PARTIALLY ACHIEVED	PPSA	
● Sustainable Living	Average monthly Circulator ridership	340000	500000	492660	FULLY ACHIEVED	PTSA	
● Sustainable Living	Total miles of operating streetcar lines	0	2.75	0	NOT ACHIEVED	PTSA	
● Sustainable Living	Total miles of streetcar lines in design and construction	2.75	2.75	2.75	FULLY ACHIEVED	PTSA	
● Sustainable Living	Number of car-share vehicles	500	750	900	FULLY ACHIEVED	PPSA	
● Sustainable Living	Number of performance parking districts	2	8	3	PARTIALLY ACHIEVED	TOA	Legislation to expand in effect in FY13
● Sustainable Living	Percentage of new developments undergoing zoning review that generate TDM plans	50%	100%	100%	FULLY ACHIEVED	PPSA	
● Sustainable Living	Percentage of new developments that participate in preliminary design review meetings (PDRMs)	60%	90%	91%	FULLY ACHIEVED	PSRA	There is no specific definition of "new developments." Records show over 90% of applicants for streetscape permits in FY12 attended one or more meetings with DDOT staff to review designs
● Sustainable Living	Number of vehicles taken off the road through Congestion Mitigation and Air Quality Improvement Program		2200	2500	FULLY ACHIEVED	PPSA	














DDOT ACTION AGENDA PERFORMANCE MEASURES - 2012 UPDATE

STATUS	NUMBER	%
FULLY ACHIEVED	29	46%
PARTIALLY ACHIEVED	19	30%
NOT APPLICABLE	9	14%
NOT ACHIEVED	6	10%
Total	63	100%

Initiative	2010 Action Agenda Performance Measures	2010	2012 Goal	2012 Actual	Status	Admin	Comments
 Sustainable Living	Percentage of impervious surface area		2%	<2%	PARTIALLY ACHIEVED	UFA	UFA has implemented projects to install 171,355 sq of impervious surfaces
 Sustainable Living	Light Emitting Diode (LED) street lighting in the District pilot projects	15	500	1360	FULLY ACHIEVED	TOA	
 Sustainable Living	Number of street tree boxes expanded	0	10,000	1520	PARTIALLY ACHIEVED	UFA	Limited by ARRA funds
 Sustainable Living	Average number of hits per month on goDCgo.com	600	20000	10500	PARTIALLY ACHIEVED	PPSA	
 Sustainable Living	Number of bus shelters with next-bus displays		75	0	NOT ACHIEVED	PTSA	Bus Shelter Installation and Electrification of Shelters approx. 70% complete. WMATA is working on contract to install the real-time displays.
 Sustainable Living	Number of networked parking spaces		2000	8500	FULLY ACHIEVED	TOA	
 Sustainable Living	Number of meters with pay by phone availability		16000	17000	FULLY ACHIEVED	TOA	
 Sustainable Living	Number of utility cuts on streets under moratoria		0	298	NOT APPLICABLE	PSRA	"The law allows excavations of roadways, whether under moratorium or not, for emergencies, new utility service or abandoning existing service, or when warranted under general showing of "good cause." DDOT manages these through TOPS and establishes extended restoration requirements as appropriate."
 Sustainable Living	Percentage of asphalt re-used in street resurfacing	0%	15%	80%	FULLY ACHIEVED	IPMA	
 Sustainable Living	Percent of projects completed on budget	55%	90%	100%	FULLY ACHIEVED	IPMA	
 Sustainable Living	Percent of projects completed within two weeks of the scheduled completion date		90%	90%	FULLY ACHIEVED	IPMA	
 Sustainable Living	Percent of District streetlights rated in good or moderate condition	80%	95%	85%	PARTIALLY ACHIEVED	TOA	

DDOT ACTION AGENDA PERFORMANCE MEASURES - 2012 UPDATE

STATUS	NUMBER	%
FULLY ACHIEVED	29	46%
PARTIALLY ACHIEVED	19	30%
NOT APPLICABLE	9	14%
NOT ACHIEVED	6	10%
Total	63	100%

Initiative	2010 Action Agenda Performance Measures	2010	2012 Goal	2012 Actual	Status	Admin	Comments
 Sustainable Living	Number of miles of missing sidewalk constructed	25	50	1.2	NOT ACHIEVED	IPMA	
 Sustainable Living	Percentage of DC street trees rated in good or excellent condition	77.50%	80%	87%	FULLY ACHIEVED	UFA	
 Sustainable Living	Number of options to pay for curbside parking	2	4	4	FULLY ACHIEVED	TOA	
 Sustainable Living	Percentage of DDOT enforcement revenues dedicated to the DDOT Unified Fund		10%		NOT APPLICABLE	TOA	
 Sustainable Living	Number of Tree Keepers	655	1200	1998	FULLY ACHIEVED	UFA	
 Sustainable Living	Number of neighborhood snow patrols formed	0	16		NOT APPLICABLE	TOA	
 Prosperous Places	Number of miles of streetscape improved	3	9	8	PARTIALLY ACHIEVED	IPMA	
 Prosperous Places	Number of outdoor café permits issued	31	90	80	PARTIALLY ACHIEVED	PSRA	Due to business downturns this ambitious goal was not completely achieved.
 Prosperous Places	New DDOT constructed public plaza space	1	2	1	PARTIALLY ACHIEVED	PPSA	
 Prosperous Places	Square footage of newly leased retail space in streetscape areas within a year of construction	0	10,000		NOT APPLICABLE	PPSA	No reliable means of calculation
 Prosperous Places	Percentage increase in sales tax in streetscape areas within a year of construction		1%		NOT APPLICABLE	PPSA	No reliable means of calculation
 Prosperous Places	Percent increase in property values		2%		NOT APPLICABLE	PPSA	No reliable means of calculation
 Prosperous Places	Percentage of revenue change for business on construction corridors	-5%	0%		NOT APPLICABLE	PPSA	No reliable means of calculation

DDOT ACTION AGENDA PERFORMANCE MEASURES - 2012 UPDATE

STATUS	NUMBER	%
FULLY ACHIEVED	29	46%
PARTIALLY ACHIEVED	19	30%
NOT APPLICABLE	9	14%
NOT ACHIEVED	6	10%
Total	63	100%

Initiative	2010 Action Agenda Performance Measures	2010	2012 Goal	2012 Actual	Status	Admin	Comments
● Prosperous Places	Percentage of business owners involved in pre-construction coordination		90%		NOT APPLICABLE	PPSA	No reliable means of calculation
● Prosperous Places	Number of applications processed using online permitting		95%	100%	FULLY ACHIEVED	PSRA	All applications have been moved to the online system.
● Prosperous Places	Increase the number of curbless streets	1	2	1	PARTIALLY ACHIEVED	PPSA	
● Firm Foundation	Average number of training / enrichment hours per employee		24	24	FULLY ACHIEVED	OD	
● Firm Foundation	Total investment in professional development and training	\$950,000	\$1,200,00	1,000,000	PARTIALLY ACHIEVED	OD	
● Firm Foundation	Percentage satisfaction rate (as reported by the Office of Unified Communications)	88%	95%	88%	PARTIALLY ACHIEVED	OD	
● Firm Foundation	Number of communication methods used to provide public information	5	10+	10+	FULLY ACHIEVED	OD	
● Firm Foundation	Percentage of projects in which performance measures were developed / applied	10%	98%		NOT APPLICABLE	IPMA	Data not collected to report on this measure
● Firm Foundation	Documentation rate of stakeholder meetings	65%	90%	>90%	FULLY ACHIEVED	OD	
● Firm Foundation	Number of employees trained in CPI	1%	75%	15%	PARTIALLY ACHIEVED	OD	
● Firm Foundation	Number of transportation projects in the TIP executed as planned	80%	95%	87%	PARTIALLY ACHIEVED	PPSA	
● Firm Foundation	Percentage of projects reviewed by DDOT Environmental Branch	60%	95%	100%	FULLY ACHIEVED	OD	