

DV0 DC Judicial Nomination Commission

Attachment 6

FY 2015 BUDGET VERSUS ACTUAL SPENDING BY PROGRAM AND FUND
 JUDICIAL NOMINATION COMMISSION

PROGRAM TITLE	LOCAL		FEDERAL PAYMENTS		FEDERAL GRANTS		SPECIAL PURPOSE REVENUE		INTRA-DISTRICT FUNDS		GROSS FUNDS	
	FY 2015 Budget	FY 2015 Actuals	FY 2015 Budget	FY 2015 Actuals	FY 2015 Budget	FY 2015 Actuals	FY 2015 Budget	FY 2015 Actuals	FY 2015 Budget	FY 2015 Actuals	FY 2015 Budget	FY 2015 Actuals
Commission Administration & Support	0	0	299,875	201,914	0	0	0	0	0	0	299,875	201,914
TOTAL	0	0	299,875	201,914	0	0	0	0	0	0	299,875	201,914

FY 2015 Balance	
\$	97,961
Commission without Executive Director from Jan 1st - April 20, 2015, and without an Executive Assistant from May 29 - September 21, 2015; funding rolled over to FY 2016	
\$	97,961

FY 2015 GROSS VARIANCE EXPLANATIONS:

FY 2016 BUDGET VERSUS ACTUAL SPENDING BY PROGRAM AND FUND
 JUDICIAL NOMINATION COMMISSION

PROGRAM TITLE	LOCAL			FEDERAL PAYMENTS			FEDERAL GRANTS			SPECIAL PURPOSE REVENUE			INTRA-DISTRICT FUNDS			GROSS FUNDS		
	FY 2016 Budget	FY 2016 Actuals	FY 2016 Balance	FY 2016 Budget	FY 2016 Actuals	FY 2016 Balance	FY 2016 Budget	FY 2016 Actuals	FY 2016 Balance	FY 2016 Budget	FY 2016 Actuals	FY 2016 Balance	FY 2016 Budget	FY 2016 Actuals	FY 2016 Balance	FY 2016 Budget	FY 2016 Actuals	FY 2016 Balance
Commission Administration & Support	0	0	0	269,430	75,552	193,878	0	0	0	0	0	0	0	0	0	269,430	75,552	193,878
TOTAL	0	0	0	269,430	75,552	193,878	0	0	0	0	0	0	0	0	0	269,430	75,552	193,878

FY 2016 Balance	
\$ 193,878	28% of budget expended and 72% available after 1st quarter
\$ 193,878	

DVO DC Judicial Nomination Commission

Attachment 7

FY 2015 Intra-District Summary - BUYER

JUDICIAL NOMINATION COMMISSION

SELLING AGENCY	DESCRIPTION OF SERVICES PROVIDED	FUNDING SENT	FUNDING DUE
The Office of Contracting and Procurement	Purchase Card	10,800.00	0.00
Office of the Chief Technology Officer	Telecom	6,985.00	0.00
Office of the Chief Technology Officer	Services and Maintenance	5,007.00	0.00
TOTAL		22,792.00	0.00

FY 2015 Intra-District Summary - SELLER**JUDICIAL NOMINATION COMMISSION**

BUYING AGENCY	DESCRIPTION OF SERVICES PROVIDED	FUNDING RECEIVED	FUNDING OWED
N/A			
TOTAL		0	0

FY 2016 Intra-District Summary - BUYER

JUDICIAL NOMINATION COMMISSION

SELLING AGENCY	DESCRIPTION OF SERVICES PROVIDED	FUNDING SENT	FUNDING DUE
The Office of Contracting and Procurement	Purchase Card	6,400.00	0.00
Office of the Chief Technology	Telecom	6,609.70	0.00
Office of the Chief Technology	Services and Maintenance	6,132.90	0.00
TOTAL		19,142.60	0.00

FY 2016 Intra-District Summary - SELLER**JUDICIAL NOMINATION COMMISSION**

BUYING AGENCY	DESCRIPTION OF SERVICES PROVIDED	FUNDING RECEIVED	FUNDING OWED
N/A			
TOTAL		0	0

DVO DC Judicial Nomination Commission

Attachment 8

**JUDICIAL NOMINATION COMMISSION
FY 2015 SMART PAY CARD PURCHASES BY EMPLOYEE**

Agency Code	Fiscal Year	Cardholder Name	Purchase Limits		Expense Amount	General Purpose
			Single Items	Monthly		
DV0	15	Kim Whatley	5,000.00	20,000.00	462.00	Office support and supplies
DV0	15	Katherine Garrett	5,000.00	20,000.00	4,828.04	Office support and supplies
AGENCY GRAND TOTAL					\$5,290.04	

**JUDICIAL NOMINATION COMMISSION
FY 2016 SMART PAY CARD PURCHASES BY EMPLOYEE**

Agency Code	Fiscal Year	Cardholder Name	Purchase Limits		Expense Amount	General Purpose
			Single Items	Monthly		
DV0	16	Katherine Garrett	5,000.00	20,000.00	151.39	Office support and supplies
DV0	16	Cecelia Harper	5,000.00	20,000.00	3,339.08	Office support and supplies
AGENCY GRAND TOTAL					\$3,490.47	

DVO DC Judicial Nomination Commission

Attachment 9

DV0 DC Judicial Nomination Commission

Attachment 10

**FY 2015 Performance Accountability Report
District of Columbia Judicial Nomination Commission**

INTRODUCTION

The Performance Accountability Report (PAR) measures each agency's performance for the fiscal year against the agency's performance plan and includes major accomplishments, updates on initiatives' progress and key performance indicators (KPIs).

MISSION

The mission of the District of Columbia Judicial Nomination Commission (JNC) is to screen, select, and recommend candidates to the President of the United States for his consideration in appointing judges to the District of Columbia Court of Appeals and Superior Court of the District of Columbia. The JNC also appoints the chief judges of both courts.

SUMMARY OF SERVICES

The JNC advertises judicial vacancies, solicits applications, conducts background investigations, carefully reviews investigative materials, reads briefs and other application materials, interviews applicants, solicits and considers input from the bench, bar, and public regarding applicants' fitness to serve, and carefully evaluates each candidate's application and background. The JNC also appoints the chief judges of the District of Columbia Court of Appeals and Superior Court of the District of Columbia.

OVERVIEW – AGENCY PERFORMANCE

The following section provides a summary of JNC performance in FY 2015 by listing JNC's top three accomplishments, and a summary of its progress achieving its initiatives and progress on key performance indicators.

TOP THREE ACCOMPLISHMENTS

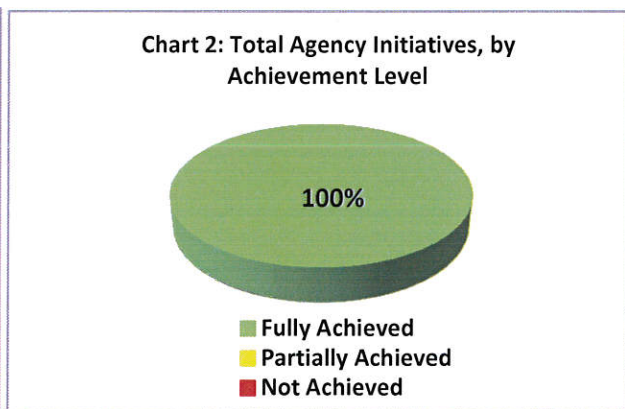
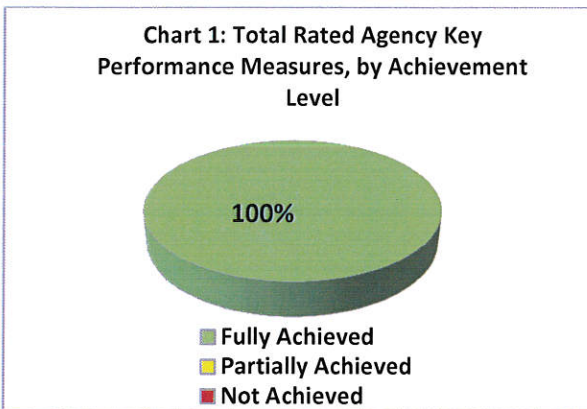
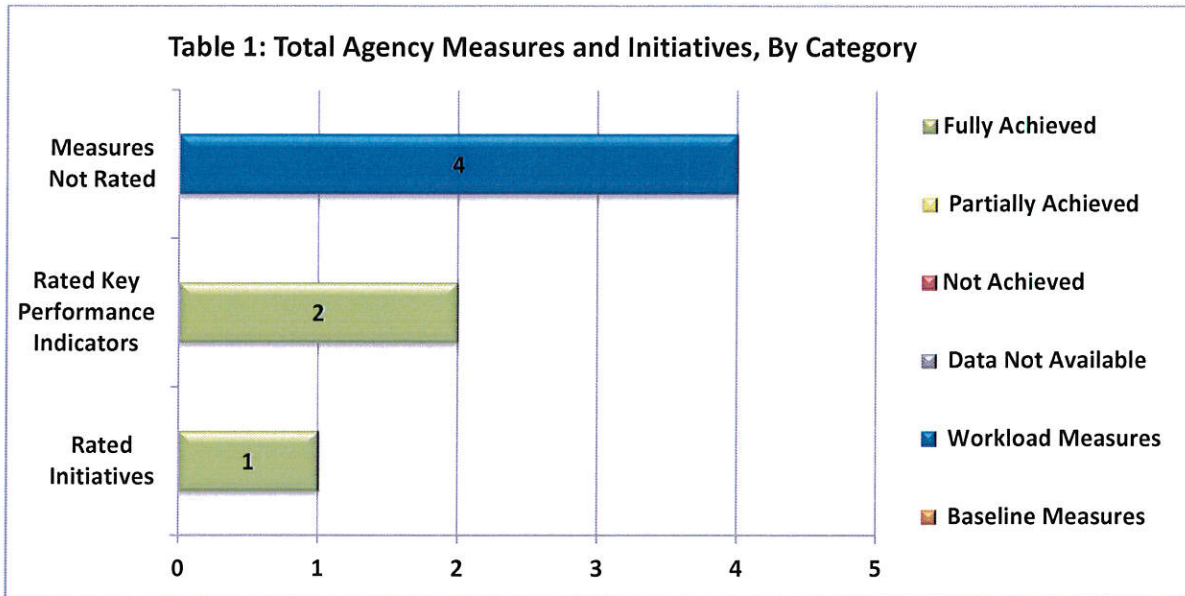
The top three accomplishments of JNC in FY 2015 are as follows:

- ✓ Redesigned online candidate evaluation form, resulting in an accessible, user-friendly form. The change went into effect in June 2015, and resulted in a measurable increase in the average number of evaluations received from 3.4 per applicant to 6.7 per applicant.
- ✓ Developed and launched secure site for Commissioners to review basic applicant information, along with all letters of support and evaluations.
- ✓ Met statutory deadlines for completing background checks and presentation of panels for all judicial vacancies.

SUMMARY OF PROGRESS TOWARD COMPLETING FY 2015 INITIATIVES AND PROGRESS ON KEY PERFORMANCE INDICATORS

Attachment 10

Table 1 (see below) shows the overall progress the JNC made on completing its initiatives, and how overall progress is being made on achieving the agency’s objectives, as measured by their key performance indicators.



In FY 2015, JNC fully achieved its stated initiative and both of its rated key performance measures. Table 1 provides a breakdown of the total number of performance metrics JNC uses, including key performance indicators and workload measures, initiatives, and whether or not some of those items were achieved, partially achieved or not achieved. Chart 1 displays the overall progress being made on achieving JNC objectives, as measured by their rated key performance indicators. Please note that chart 2 contains only rated performance measures. Rated performance measures do not include measures where data is not available, workload measures or baseline measures. Chart 2 displays the overall progress JNC made on completing its initiatives, by level of achievement.

The next sections provide greater detail on the specific metrics and initiatives for JNC in FY 2015.

Note: JNC met all statutory time frames for completing background checks on all judicial vacancy applicants and presenting to the President of the United States candidate panels for each of the judicial vacancies that arose during the Fiscal Year.

PERFORMANCE INITIATIVES – ASSESSMENT DETAILS

OBJECTIVE 1: Increase the pool of highly qualified applicants to fill each judicial vacancy within the required 60- day period either prior to or following the occurrence of a vacancy in accordance with the agency’s governing statute.

INITIATIVE 1.1: Redesign and enhance the content of the JNC website to fully automate the application process, simplify the solicitation and receipt of comments on applicants, and enhance outreach efforts to increase the number of applicants for each judicial vacancy by the end of fiscal year 2014.

The expected outcomes include, but are not limited to, streamlining the application process, increasing the number of highly qualified applicants with diverse backgrounds, and improving the quality of information received by the JNC to enable the JNC members to review applications and related background investigation results in a more efficient manner. This projected completion date is **April 2015**.

Performance Assessment Key:



JNC was understaffed for virtually all of FY2015. A two-person agency, JNC had no working Executive Director from October 1, 2014 through April 20, 2015. JNC had no Executive Assistant from June 12, 2015 through September 21, 2015. This severely curtailed the work that could be done by the agency to conduct outreach and implement a streamlined application process. In addition, work done in early FY2015 to develop an automated application system did not address data security issues that had become paramount following database breaches in 2015, and which further presented cost containment questions. JNC implemented a revised approach for online Commission access to application materials, and initiated discussions with OCTO to identify and develop a secure application database.

Throughout, JNC met all KPIs.

KEY PERFORMANCE INDICATORS

	KPI	Measure	FY 2014 YE Actual	FY 2015 YE Target	FY 2015 YE Revised Target	FY 2015 YE Actual	FY 2015 YE Rating	Budget Program
	1.1	Percent of candidate panels for	100%	100%	100%	100%	100%	JUDICIAL NOMINATION

Attachment 10

		judicial vacancies presented within statutory time frames						
●	1.2	Percent of required background investigations on judicial vacancy applicants conducted and completed within statutory time frames	100%	100%	100%	100%	100%	JUDICIAL NOMINATION

WORKLOAD MEASURES – APPENDIX

WORKLOAD MEASURES ●

Measure Name	FY 2013 YE Actual	FY 2014 YE Actual	FY 2015 YE Actual	Budget Program
Number of Superior Court Judicial Vacancies	2	2	3	JUDICIAL NOMINATION
Number of Court of Appeals Judicial Vacancies	0	1	0	JUDICIAL NOMINATION
Number of Superior Court Chief Judge Designations	0	0	0	JUDICIAL NOMINATION
Number of Court of Appeals Chief Judge Designations	1	0	0	JUDICIAL NOMINATION