

Attachment IV - Spending Plan

DEPARTMENT OF HOUSING AND COMMUNITY DEVELOPMENT

GENERAL FUNDS	Total FY 2018 Budget Request	Q1	Q2	Q3	Q4	Total
Total Personal Services (PS)	8,156,289.02	\$2,039,072	\$2,039,072	\$2,039,072	\$2,039,072	\$8,156,289
Total Non-Personal Services (NPS)	19,494,005.97	\$4,873,501	\$4,873,501	\$4,873,501	\$4,873,501	\$19,494,006
<b>Budget Total for FY18</b>	<b>27,650,294.99</b>	<b>\$6,912,574</b>	<b>\$6,912,574</b>	<b>\$6,912,574</b>	<b>\$6,912,574</b>	<b>\$27,650,295</b>

FEDERAL RESOURCES	Total FY 2018 Budget Request	Q1	Q2	Q3	Q4	Total
Total Personal Services (PS)	3,181,447.93	\$795,362	\$795,362	\$795,362	\$795,362	\$3,181,448
Total Non-Personal Services (NPS)	51,405,278.29	\$12,851,320	\$12,851,320	\$12,851,320	\$12,851,320	\$51,405,278
<b>Budget Total for FY18</b>	<b>54,586,726.22</b>	<b>\$13,646,682</b>	<b>\$13,646,682</b>	<b>\$13,646,682</b>	<b>\$13,646,682</b>	<b>\$54,586,726</b>

INTRA-DISTRICT FUNDS	Total FY 2018 Budget Request	Q1	Q2	Q3	Q4	Total
Total Personal Services (PS)	9,499,248.35	\$2,374,812	\$2,374,812	\$2,374,812	\$2,374,812	\$9,499,248
Total Non-Personal Services (NPS)	90,500,751.65	\$22,625,188	\$22,625,188	\$22,625,188	\$22,625,188	\$90,500,752
<b>Budget Total for FY18</b>	<b>100,000,000.00</b>	<b>\$25,000,000</b>	<b>\$25,000,000</b>	<b>\$25,000,000</b>	<b>\$25,000,000</b>	<b>\$100,000,000</b>

ENTERPRISE AND OTHER	Total FY 2018 Budget Request	Q1	Q2	Q3	Q4	Total
Total Personal Services (PS)						\$0
Total Non-Personal Services (NPS)		\$0	\$0	\$0	\$0	\$0
<b>Budget Total for FY18</b>	<b>182,237,021.21</b>	<b>45,559,255.30</b>	<b>45,559,255.30</b>	<b>45,559,255.30</b>	<b>45,559,255.30</b>	<b>182,237,021.21</b>

Chart Title

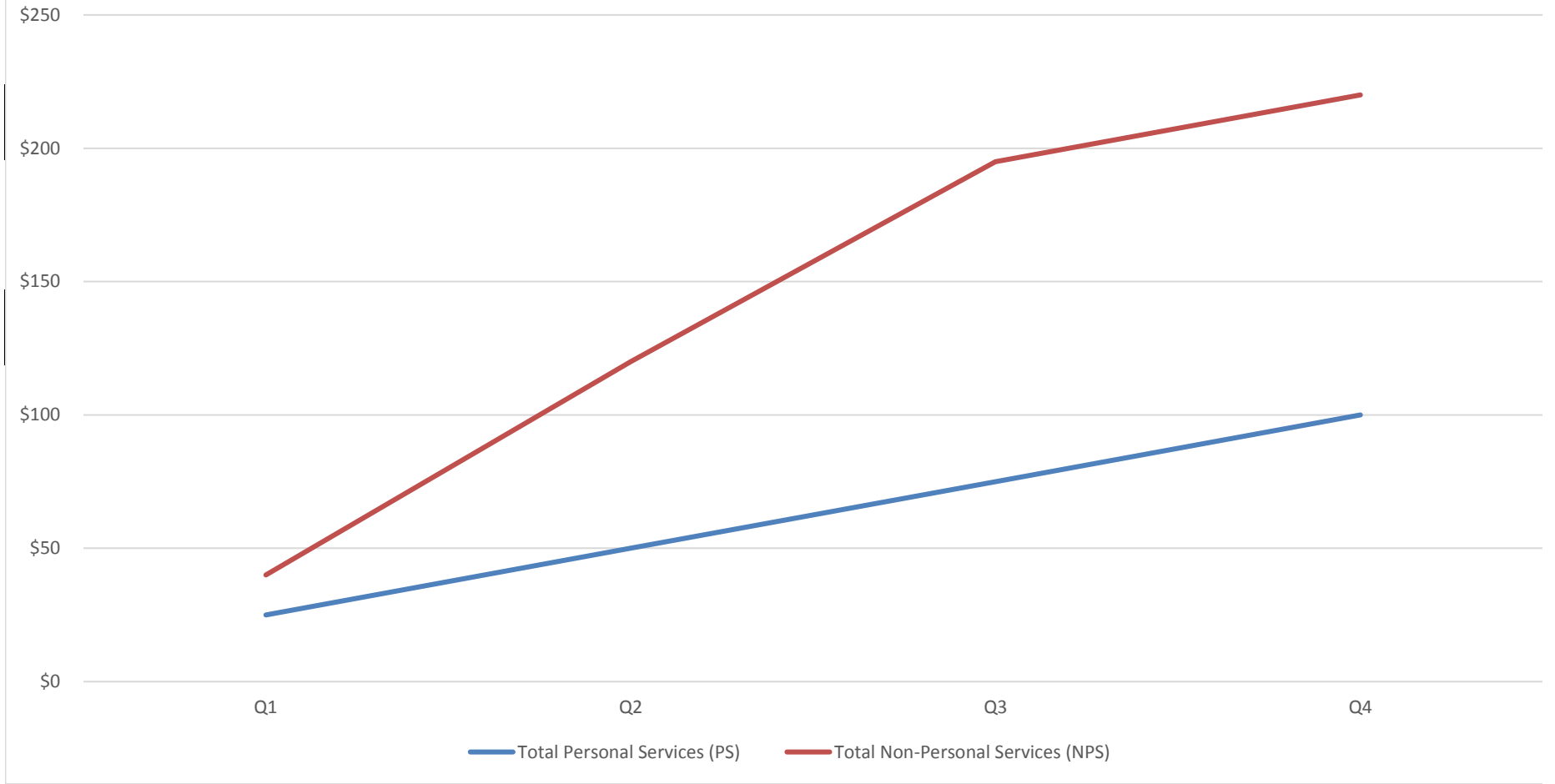


Chart Title

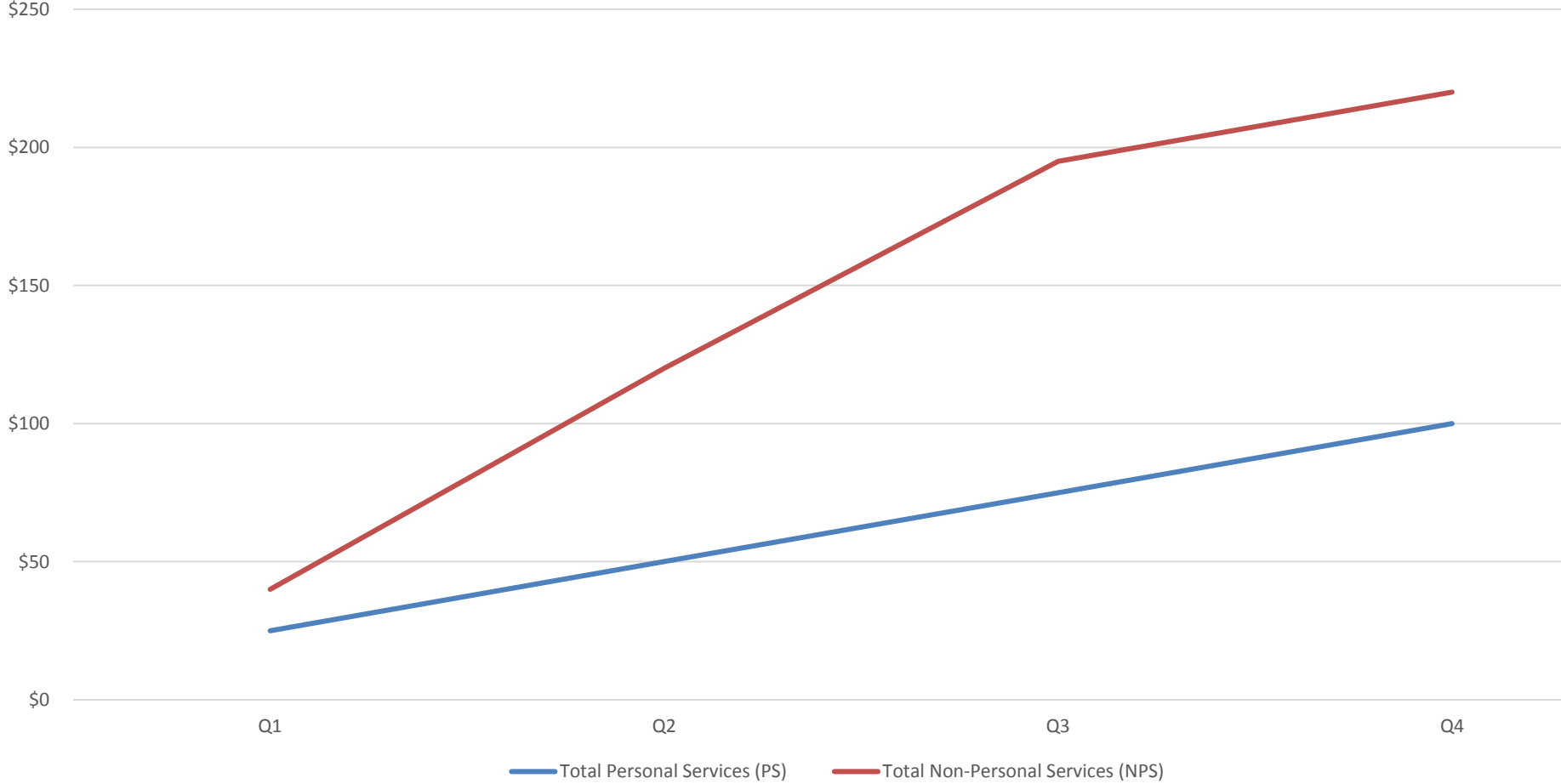


Chart Title

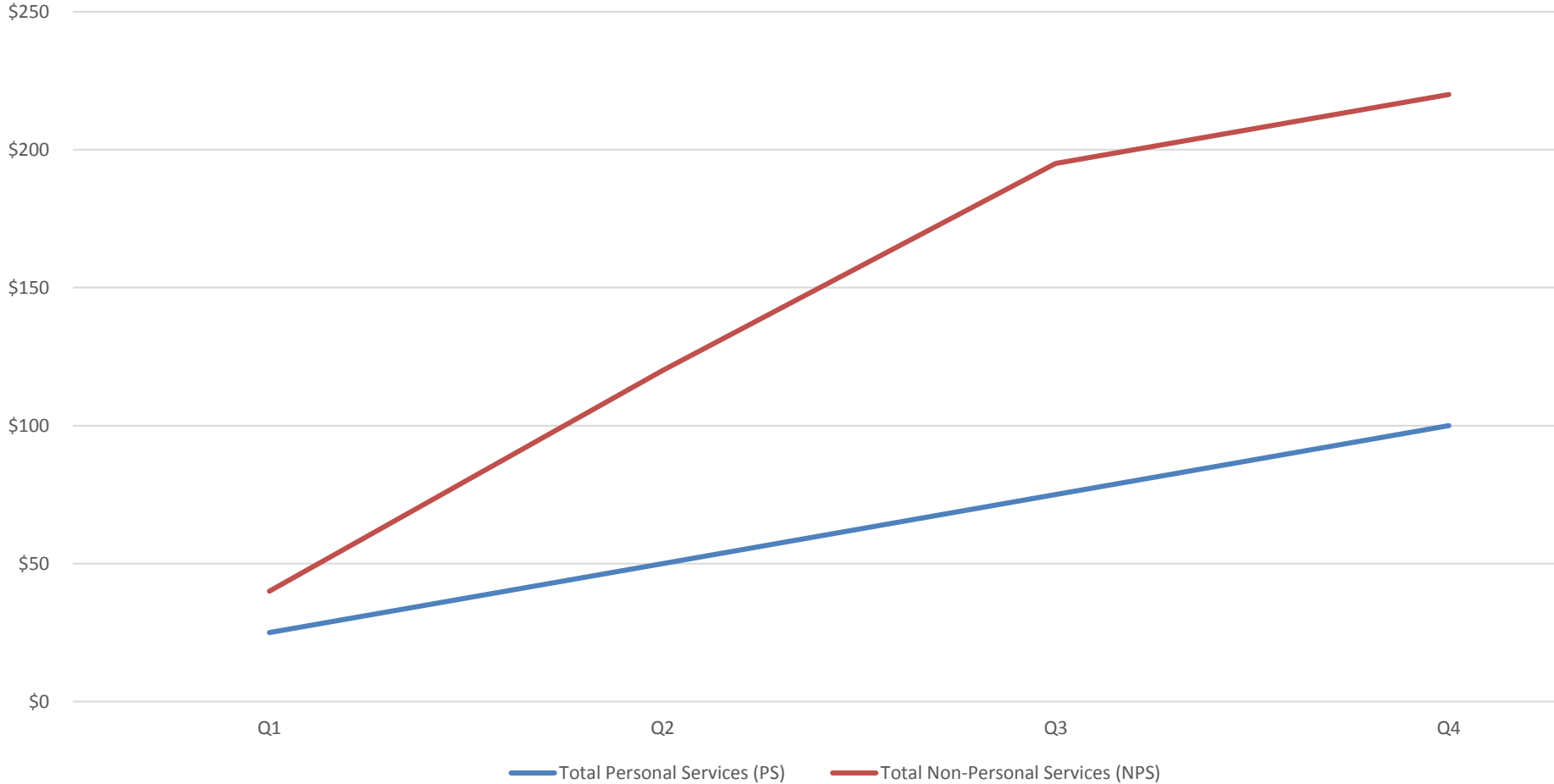
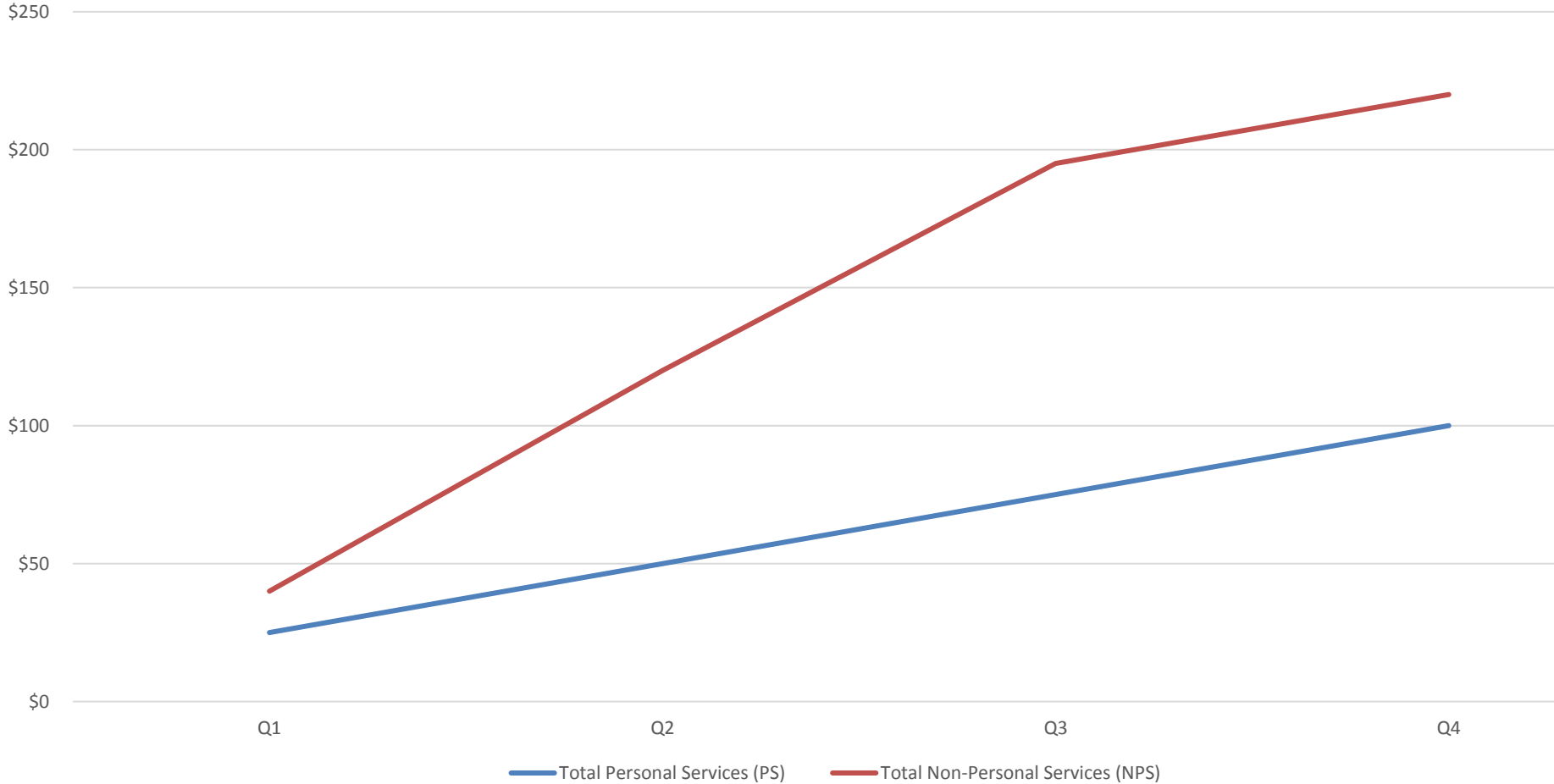


Chart Title



Attachment IV - Spending Plan

DEPARTMENT OF HOUSING AND COMMUNITY DEVELOPMENT

GENERAL FUNDS	Total FY 2018 Budget Request	Q1	Q2	Q3	Q4	Total
Total Personal Services (PS)	3,161,126.33	\$790,282	\$790,282	\$790,282	\$790,282	\$3,161,126
Total Non-Personal Services (NPS)	525,936.52	\$131,484	\$131,484	\$131,484	\$131,484	\$525,937
<b>Budget Total for FY18</b>		<b>\$921,766</b>	<b>\$921,766</b>	<b>\$921,766</b>	<b>\$921,766</b>	<b>\$3,687,063</b>

FEDERAL RESOURCES	Total FY 2018 Budget Request	Q1	Q2	Q3	Q4	Total
Total Personal Services (PS)	45,708.95	\$11,427	\$11,427	\$11,427	\$11,427	\$45,709
Total Non-Personal Services (NPS)	1,083,054.43	\$270,764	\$270,764	\$270,764	\$270,764	\$1,083,054
<b>Budget Total for FY18</b>		<b>\$282,191</b>	<b>\$282,191</b>	<b>\$282,191</b>	<b>\$282,191</b>	<b>\$1,128,763</b>

INTRA-DISTRICT FUNDS	Total FY 2018 Budget Request	Q1	Q2	Q3	Q4	Total
Total Personal Services (PS)	3,693,656.83	\$923,414	\$923,414	\$923,414	\$923,414	\$3,693,657
Total Non-Personal Services (NPS)	2,393,226.43	\$598,307	\$598,307	\$598,307	\$598,307	\$2,393,226
<b>Budget Total for FY18</b>		<b>\$1,521,721</b>	<b>\$1,521,721</b>	<b>\$1,521,721</b>	<b>\$1,521,721</b>	<b>\$6,086,883</b>

ENTERPRISE AND OTHER	Total FY 2018 Budget Request	Q1	Q2	Q3	Q4	Total
Total Personal Services (PS)						\$0
Total Non-Personal Services (NPS)		\$0	\$0	\$0	\$0	\$0
<b>Budget Total for FY18</b>		<b>\$2,725,677</b>	<b>\$2,725,677</b>	<b>\$2,725,677</b>	<b>\$2,725,677</b>	<b>\$10,902,709</b>

Attachment IV - Spending Plan

DEPARTMENT OF HOUSING AND COMMUNITY DEVELOPMENT

GENERAL FUNDS	Total FY 2018 Budget Request	Q1	Q2	Q3	Q4	Total
Total Personal Services (PS)	566,178.82	\$141,545	\$141,545	\$141,545	\$141,545	\$566,179
Total Non-Personal Services (NPS)	5,000.00	\$1,250	\$1,250	\$1,250	\$1,250	\$5,000
<b>Budget Total for FY18</b>		<b>\$142,795</b>	<b>\$142,795</b>	<b>\$142,795</b>	<b>\$142,795</b>	<b>\$571,179</b>

FEDERAL RESOURCES	Total FY 2018 Budget Request	Q1	Q2	Q3	Q4	Total
Total Personal Services (PS)	581,185.86	\$145,296	\$145,296	\$145,296	\$145,296	\$581,186
Total Non-Personal Services (NPS)	0.00	\$0	\$0	\$0	\$0	\$0
<b>Budget Total for FY18</b>		<b>\$145,296</b>	<b>\$145,296</b>	<b>\$145,296</b>	<b>\$145,296</b>	<b>\$581,186</b>

INTRA-DISTRICT FUNDS	Total FY 2018 Budget Request	Q1	Q2	Q3	Q4	Total
Total Personal Services (PS)	495,232.04	\$123,808	\$123,808	\$123,808	\$123,808	\$495,232
Total Non-Personal Services (NPS)	0.00	\$0	\$0	\$0	\$0	\$0
<b>Budget Total for FY18</b>		<b>\$123,808</b>	<b>\$123,808</b>	<b>\$123,808</b>	<b>\$123,808</b>	<b>\$495,232</b>

ENTERPRISE AND OTHER	Total FY 2018 Budget Request	Q1	Q2	Q3	Q4	Total
Total Personal Services (PS)	0.00					\$0
Total Non-Personal Services (NPS)	0.00	\$0	\$0	\$0	\$0	\$0
<b>Budget Total for FY18</b>		<b>\$411,899</b>	<b>\$411,899</b>	<b>\$411,899</b>	<b>\$411,899</b>	<b>\$1,647,597</b>

Attachment IV - Spending Plan

DEPARTMENT OF HOUSING AND COMMUNITY DEVELOPMENT

GENERAL FUNDS	Total FY 2018 Budget Request	Q1	Q2	Q3	Q4	Total
Total Personal Services (PS)	69,814.71	\$17,454	\$17,454	\$17,454	\$17,454	\$69,815
Total Non-Personal Services (NPS)	10,591,709.51	\$2,647,927	\$2,647,927	\$2,647,927	\$2,647,927	\$10,591,710
<b>Budget Total for FY18</b>		<b>\$2,665,381</b>	<b>\$2,665,381</b>	<b>\$2,665,381</b>	<b>\$2,665,381</b>	<b>\$10,661,524</b>

FEDERAL RESOURCES	Total FY 2018 Budget Request	Q1	Q2	Q3	Q4	Total
Total Personal Services (PS)	342,088.34	\$85,522	\$85,522	\$85,522	\$85,522	\$342,088
Total Non-Personal Services (NPS)	17,397,146.94	\$4,349,287	\$4,349,287	\$4,349,287	\$4,349,287	\$17,397,147
<b>Budget Total for FY18</b>		<b>\$4,434,809</b>	<b>\$4,434,809</b>	<b>\$4,434,809</b>	<b>\$4,434,809</b>	<b>\$17,739,235</b>

INTRA-DISTRICT FUNDS	Total FY 2018 Budget Request	Q1	Q2	Q3	Q4	Total
Total Personal Services (PS)	1,815,593.33	\$453,898	\$453,898	\$453,898	\$453,898	\$1,815,593
Total Non-Personal Services (NPS)	82,377,986.99	\$20,594,497	\$20,594,497	\$20,594,497	\$20,594,497	\$82,377,987
<b>Budget Total for FY18</b>		<b>\$21,048,395</b>	<b>\$21,048,395</b>	<b>\$21,048,395</b>	<b>\$21,048,395</b>	<b>\$84,193,580</b>

ENTERPRISE AND OTHER	Total FY 2018 Budget Request	Q1	Q2	Q3	Q4	Total
Total Personal Services (PS)						\$0
Total Non-Personal Services (NPS)		\$0	\$0	\$0	\$0	\$0
<b>Budget Total for FY18</b>		<b>\$28,148,585</b>	<b>\$28,148,585</b>	<b>\$28,148,585</b>	<b>\$28,148,585</b>	<b>\$112,594,340</b>



Attachment IV - Spending Plan

DEPARTMENT OF HOUSING AND COMMUNITY DEVELOPMENT

GENERAL FUNDS	Total FY 2018 Budget Request	Q1	Q2	Q3	Q4	Total
Total Personal Services (PS)	477,156.33	\$119,289	\$119,289	\$119,289	\$119,289	\$477,156
Total Non-Personal Services (NPS)	5,449,188.93	\$1,362,297	\$1,362,297	\$1,362,297	\$1,362,297	\$5,449,189
<b>Budget Total for FY18</b>		<b>\$1,481,586</b>	<b>\$1,481,586</b>	<b>\$1,481,586</b>	<b>\$1,481,586</b>	<b>\$5,926,345</b>

FEDERAL RESOURCES	Total FY 2018 Budget Request	Q1	Q2	Q3	Q4	Total
Total Personal Services (PS)	1,284,453.01	\$321,113	\$321,113	\$321,113	\$321,113	\$1,284,453
Total Non-Personal Services (NPS)	30,289,318.20	\$7,572,330	\$7,572,330	\$7,572,330	\$7,572,330	\$30,289,318
<b>Budget Total for FY18</b>		<b>\$7,893,443</b>	<b>\$7,893,443</b>	<b>\$7,893,443</b>	<b>\$7,893,443</b>	<b>\$31,573,771</b>

INTRA-DISTRICT FUNDS	Total FY 2018 Budget Request	Q1	Q2	Q3	Q4	Total
Total Personal Services (PS)	928,374.68	\$232,094	\$232,094	\$232,094	\$232,094	\$928,375
Total Non-Personal Services (NPS)	3,186,425.78	\$796,606	\$796,606	\$796,606	\$796,606	\$3,186,426
<b>Budget Total for FY18</b>		<b>\$1,028,700</b>	<b>\$1,028,700</b>	<b>\$1,028,700</b>	<b>\$1,028,700</b>	<b>\$4,114,800</b>

ENTERPRISE AND OTHER	Total FY 2018 Budget Request	Q1	Q2	Q3	Q4	Total
Total Personal Services (PS)						\$0
Total Non-Personal Services (NPS)		\$0	\$0	\$0	\$0	\$0
<b>Budget Total for FY18</b>		<b>\$10,403,729</b>	<b>\$10,403,729</b>	<b>\$10,403,729</b>	<b>\$10,403,729</b>	<b>\$41,614,917</b>

Attachment IV - Spending Plan

DEPARTMENT OF HOUSING AND COMMUNITY DEVELOPMENT

GENERAL FUNDS	Total FY 2018 Budget Request	Q1	Q2	Q3	Q4	Total
Total Personal Services (PS)	0.00	\$0	\$0	\$0	\$0	\$0
Total Non-Personal Services (NPS)	1,620,910.02	\$405,228	\$405,228	\$405,228	\$405,228	\$1,620,910
<b>Budget Total for FY18</b>		<b>\$405,228</b>	<b>\$405,228</b>	<b>\$405,228</b>	<b>\$405,228</b>	<b>\$1,620,910</b>

FEDERAL RESOURCES	Total FY 2018 Budget Request	Q1	Q2	Q3	Q4	Total
Total Personal Services (PS)	0.00	\$0	\$0	\$0	\$0	\$0
Total Non-Personal Services (NPS)	1,500,000.00	\$375,000	\$375,000	\$375,000	\$375,000	\$1,500,000
<b>Budget Total for FY18</b>		<b>\$375,000</b>	<b>\$375,000</b>	<b>\$375,000</b>	<b>\$375,000</b>	<b>\$1,500,000</b>

INTRA-DISTRICT FUNDS	Total FY 2018 Budget Request	Q1	Q2	Q3	Q4	Total
Total Personal Services (PS)	925,408.25	\$231,352	\$231,352	\$231,352	\$231,352	\$925,408
Total Non-Personal Services (NPS)	1,250,000.00	\$312,500	\$312,500	\$312,500	\$312,500	\$1,250,000
<b>Budget Total for FY18</b>		<b>\$543,852</b>	<b>\$543,852</b>	<b>\$543,852</b>	<b>\$543,852</b>	<b>\$2,175,408</b>

ENTERPRISE AND OTHER	Total FY 2018 Budget Request	Q1	Q2	Q3	Q4	Total
Total Personal Services (PS)						\$0
Total Non-Personal Services (NPS)		\$0	\$0	\$0	\$0	\$0
<b>Budget Total for FY18</b>		<b>\$1,324,080</b>	<b>\$1,324,080</b>	<b>\$1,324,080</b>	<b>\$1,324,080</b>	<b>\$5,296,318</b>

Attachment IV - Spending Plan

DEPARTMENT OF HOUSING AND COMMUNITY DEVELOPMENT

GENERAL FUNDS	Total FY 2018 Budget Request	Q1	Q2	Q3	Q4	Total
Total Personal Services (PS)	383,193.00	\$95,798	\$95,798	\$95,798	\$95,798	\$383,193
Total Non-Personal Services (NPS)	1,193,700.08	\$298,425	\$298,425	\$298,425	\$298,425	\$1,193,700
<b>Budget Total for FY18</b>		<b>\$394,223</b>	<b>\$394,223</b>	<b>\$394,223</b>	<b>\$394,223</b>	<b>\$1,576,893</b>

FEDERAL RESOURCES	Total FY 2018 Budget Request	Q1	Q2	Q3	Q4	Total
Total Personal Services (PS)	188,276.12	\$47,069	\$47,069	\$47,069	\$47,069	\$188,276
Total Non-Personal Services (NPS)	1,130,357.72	\$282,589	\$282,589	\$282,589	\$282,589	\$1,130,358
<b>Budget Total for FY18</b>		<b>\$329,658</b>	<b>\$329,658</b>	<b>\$329,658</b>	<b>\$329,658</b>	<b>\$1,318,634</b>

INTRA-DISTRICT FUNDS	Total FY 2018 Budget Request	Q1	Q2	Q3	Q4	Total
Total Personal Services (PS)	1,044,637.00	\$261,159	\$261,159	\$261,159	\$261,159	\$1,044,637
Total Non-Personal Services (NPS)	1,293,112.95	\$323,278	\$323,278	\$323,278	\$323,278	\$1,293,113
<b>Budget Total for FY18</b>		<b>\$584,437</b>	<b>\$584,437</b>	<b>\$584,437</b>	<b>\$584,437</b>	<b>\$2,337,750</b>

ENTERPRISE AND OTHER	Total FY 2018 Budget Request	Q1	Q2	Q3	Q4	Total
Total Personal Services (PS)						\$0
Total Non-Personal Services (NPS)		\$0	\$0	\$0	\$0	\$0
<b>Budget Total for FY18</b>		<b>\$1,308,319</b>	<b>\$1,308,319</b>	<b>\$1,308,319</b>	<b>\$1,308,319</b>	<b>\$5,233,277</b>

Attachment IV - Spending Plan

DEPARTMENT OF HOUSING AND COMMUNITY DEVELOPMENT

GENERAL FUNDS	Total FY 2018 Budget Request	Q1	Q2	Q3	Q4	Total
Total Personal Services (PS)	385,375.86	\$96,344	\$96,344	\$96,344	\$96,344	\$385,376
Total Non-Personal Services (NPS)	0.00	\$0	\$0	\$0	\$0	\$0
<b>Budget Total for FY18</b>		<b>\$96,344</b>	<b>\$96,344</b>	<b>\$96,344</b>	<b>\$96,344</b>	<b>\$385,376</b>

FEDERAL RESOURCES	Total FY 2018 Budget Request	Q1	Q2	Q3	Q4	Total
Total Personal Services (PS)	745,135.65	\$186,284	\$186,284	\$186,284	\$186,284	\$745,136
Total Non-Personal Services (NPS)	0.00	\$0	\$0	\$0	\$0	\$0
<b>Budget Total for FY18</b>		<b>\$186,284</b>	<b>\$186,284</b>	<b>\$186,284</b>	<b>\$186,284</b>	<b>\$745,136</b>

INTRA-DISTRICT FUNDS	Total FY 2018 Budget Request	Q1	Q2	Q3	Q4	Total
Total Personal Services (PS)	524,720.52	\$131,180	\$131,180	\$131,180	\$131,180	\$524,721
Total Non-Personal Services (NPS)	0.00	\$0	\$0	\$0	\$0	\$0
<b>Budget Total for FY18</b>		<b>\$131,180</b>	<b>\$131,180</b>	<b>\$131,180</b>	<b>\$131,180</b>	<b>\$524,721</b>

ENTERPRISE AND OTHER	Total FY 2018 Budget Request	Q1	Q2	Q3	Q4	Total
Total Personal Services (PS)						\$0
Total Non-Personal Services (NPS)		\$0	\$0	\$0	\$0	\$0
<b>Budget Total for FY18</b>		<b>\$413,808</b>	<b>\$413,808</b>	<b>\$413,808</b>	<b>\$413,808</b>	<b>\$1,655,232</b>

Attachment IV - Spending Plan

DEPARTMENT OF HOUSING AND COMMUNITY DEVELOPMENT

GENERAL FUNDS	Total FY 2018 Budget Request	Q1	Q2	Q3	Q4	Total
Total Personal Services (PS)	2,032,741.41	\$508,185	\$508,185	\$508,185	\$508,185	\$2,032,741
Total Non-Personal Services (NPS)	148,635.78	\$37,159	\$37,159	\$37,159	\$37,159	\$148,636
<b>Budget Total for FY18</b>		<b>\$545,344</b>	<b>\$545,344</b>	<b>\$545,344</b>	<b>\$545,344</b>	<b>\$2,181,377</b>

FEDERAL RESOURCES	Total FY 2018 Budget Request	Q1	Q2	Q3	Q4	Total
Total Personal Services (PS)	0.00	\$0	\$0	\$0	\$0	\$0
Total Non-Personal Services (NPS)	0.00	\$0	\$0	\$0	\$0	\$0
<b>Budget Total for FY18</b>		<b>\$0</b>	<b>\$0</b>	<b>\$0</b>	<b>\$0</b>	<b>\$0</b>

INTRA-DISTRICT FUNDS	Total FY 2018 Budget Request	Q1	Q2	Q3	Q4	Total
Total Personal Services (PS)	71,626.00	\$17,907	\$17,907	\$17,907	\$17,907	\$71,626
Total Non-Personal Services (NPS)	0.00	\$0	\$0	\$0	\$0	\$0
<b>Budget Total for FY18</b>		<b>\$17,907</b>	<b>\$17,907</b>	<b>\$17,907</b>	<b>\$17,907</b>	<b>\$71,626</b>

ENTERPRISE AND OTHER	Total FY 2018 Budget Request	Q1	Q2	Q3	Q4	Total
Total Personal Services (PS)						\$0
Total Non-Personal Services (NPS)		\$0	\$0	\$0	\$0	\$0
<b>Budget Total for FY18</b>		<b>\$563,251</b>	<b>\$563,251</b>	<b>\$563,251</b>	<b>\$563,251</b>	<b>\$2,253,003</b>

Attachment IV - Spending Plan

DEPARTMENT OF HOUSING AND COMMUNITY DEVELOPMENT

GENERAL FUNDS	Total FY 2018 Budget Request	Q1	Q2	Q3	Q4	Total
Total Personal Services (PS)	998,699.25	\$249,675	\$249,675	\$249,675	\$249,675	\$998,699
Total Non-Personal Services (NPS)	40,928.44	\$10,232	\$10,232	\$10,232	\$10,232	\$40,928
<b>Budget Total for FY18</b>		<b>\$259,907</b>	<b>\$259,907</b>	<b>\$259,907</b>	<b>\$259,907</b>	<b>\$1,039,628</b>

FEDERAL RESOURCES	Total FY 2018 Budget Request	Q1	Q2	Q3	Q4	Total
Total Personal Services (PS)	0.00	\$0	\$0	\$0	\$0	\$0
Total Non-Personal Services (NPS)	0.00	\$0	\$0	\$0	\$0	\$0
<b>Budget Total for FY18</b>		<b>\$0</b>	<b>\$0</b>	<b>\$0</b>	<b>\$0</b>	<b>\$0</b>

INTRA-DISTRICT FUNDS	Total FY 2018 Budget Request	Q1	Q2	Q3	Q4	Total
Total Personal Services (PS)	0.00	\$0	\$0	\$0	\$0	\$0
Total Non-Personal Services (NPS)	0.00	\$0	\$0	\$0	\$0	\$0
<b>Budget Total for FY18</b>		<b>\$0</b>	<b>\$0</b>	<b>\$0</b>	<b>\$0</b>	<b>\$0</b>

ENTERPRISE AND OTHER	Total FY 2018 Budget Request	Q1	Q2	Q3	Q4	Total
Total Personal Services (PS)						\$0
Total Non-Personal Services (NPS)		\$0	\$0	\$0	\$0	\$0
<b>Budget Total for FY18</b>		<b>\$259,907</b>	<b>\$259,907</b>	<b>\$259,907</b>	<b>\$259,907</b>	<b>\$1,039,628</b>