



Office of the State Superintendent of Education

A Statewide Analysis of Student Mobility in the District of Columbia Executive Overview

(Based on Self-reported School Data)

EMBARGOED UNTIL FURTHER NOTICE FROM OSSE



February 21, 2013

Hosanna Mahaley Jones, State Superintendent

Agenda



I. State

II. District of Columbia Public Schools (DCPS)

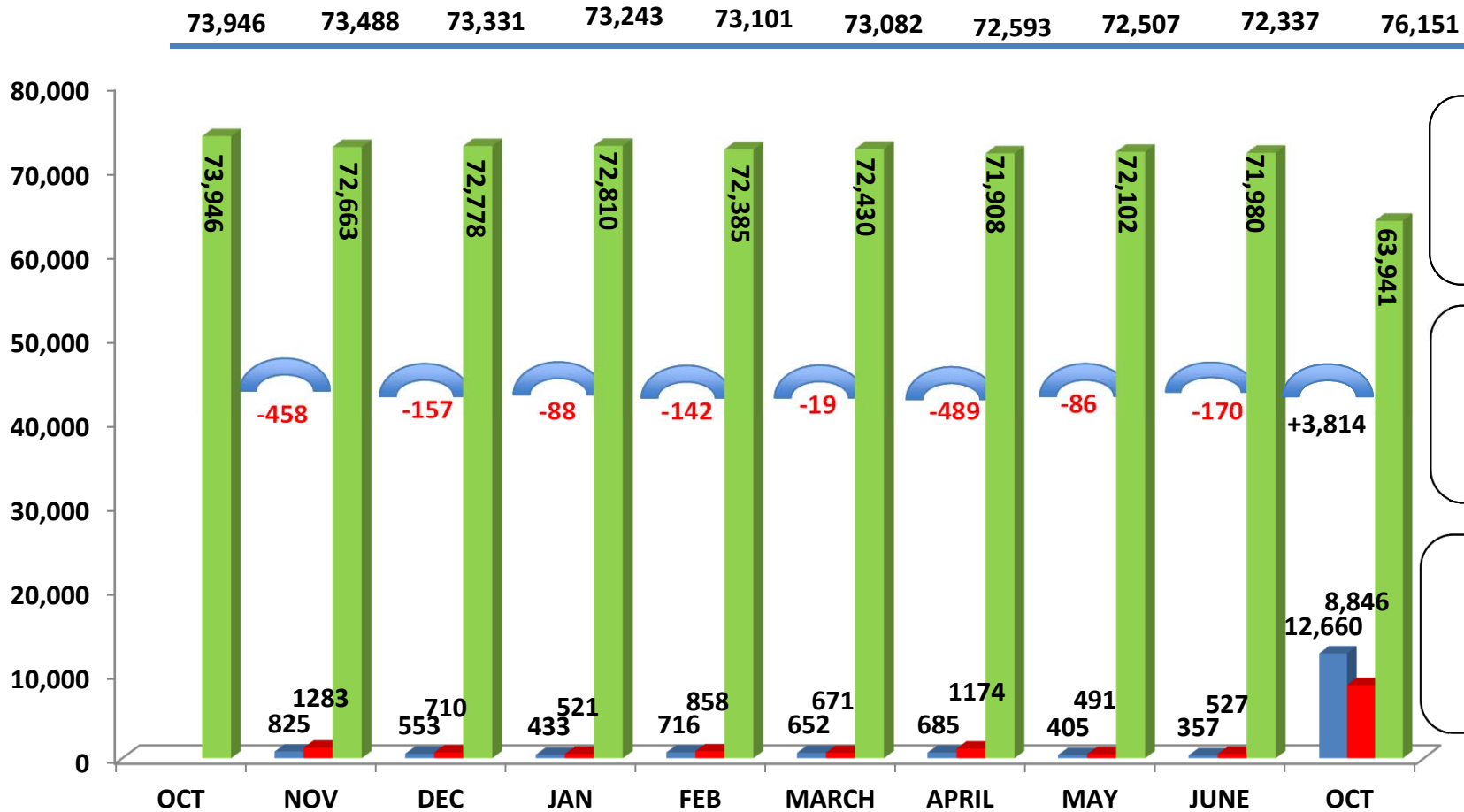
III. Public Charter Schools (PCS)

2011-2012 State Mobility Data PreK-12



Total Monthly Enrollment*

■ New Enrollment ■ Exited the State ■ Continued Enrollment



School Year
(10/11-6/12)
Entered: 4,626
Exited: 6,235
Net Loss: 1,609

Summer
(6/12-10/12)
Entered: 12,660
Exited: 8,846
Net Gain: 3,814

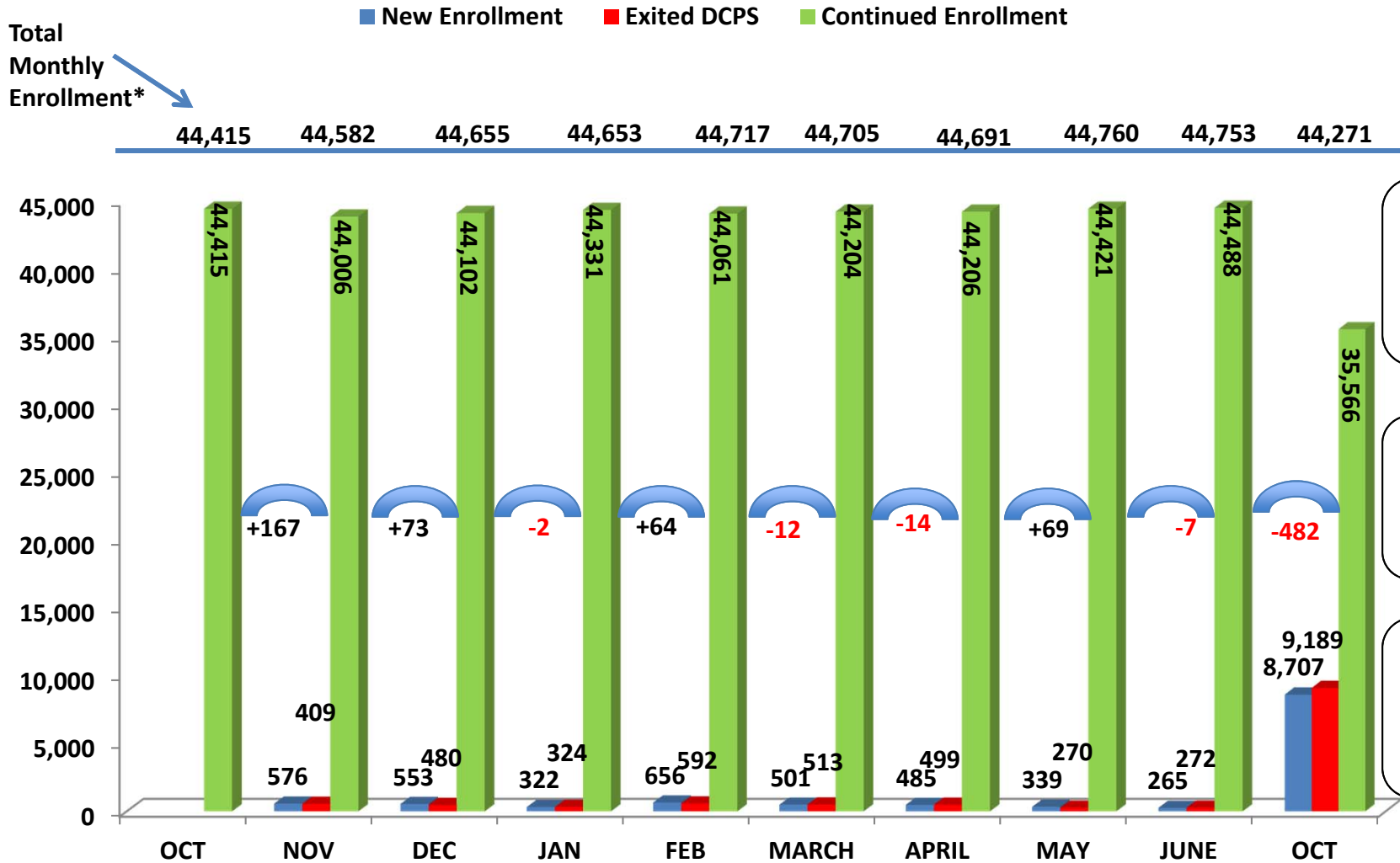
Year-to-Year
(10/11-10/12)
Entered: 17,286
Exited: 15,081
Net Gain: 2,205

Source: The Office of the State Superintendent of Education, State Longitudinal Education Database (SLED)

Note: These data do not include non-public enrollments (average monthly = 1,820) because their education is not funded through the UPSFF. These data do not include adult students (average monthly = 3,816) because the educational cycle for adult students is 6-8 weeks.

EMBARGOED UNTIL FURTHER NOTICE FROM OSSE

2011-2012 DCPS Mobility Data PreK-12



Source: The Office of the State Superintendent of Education, State Longitudinal Education Database (SLED)

Note: These data do not include non-public enrollments (average monthly = 1,820) because their education is not funded through the UPSFF. These data do not include adult students (average monthly= 3,816) because the educational cycle for adult students is 6-8 weeks.

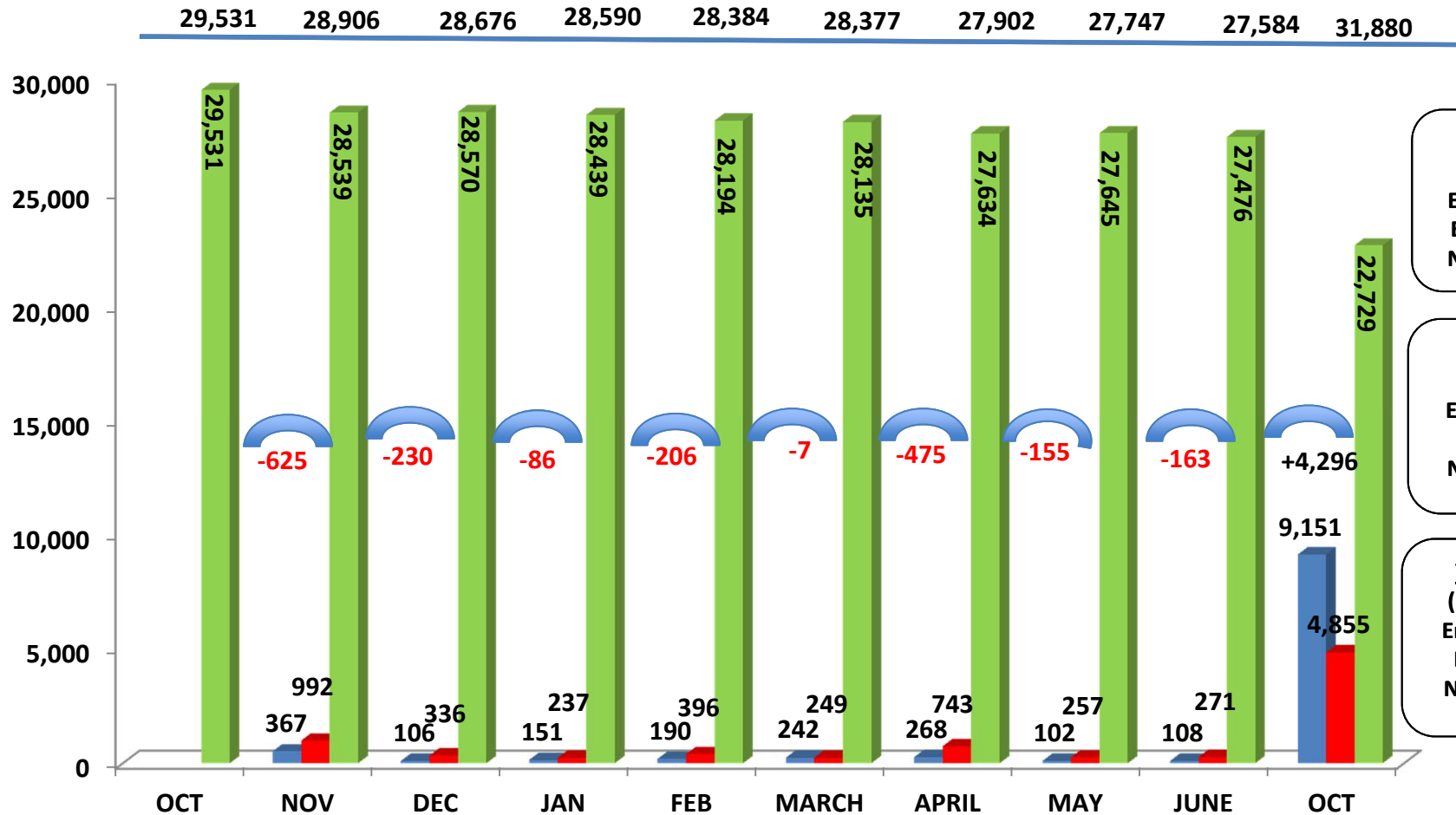
EMBARGOED UNTIL FURTHER NOTICE FROM OSSE

2011-2012 PCS Mobility Data PreK-12



Total Monthly Enrollment*

■ New Enrollment ■ Exited PCS ■ Continued Enrollment



School Year
(10/11-6/12)
Entered: 1,534
Exited: 3,481
Net Loss: 1,947

Summer
(6/12-10/12)
Entered: 9,151
Exited: 4,855
Net Gain 4,296

Year-to-Year
(10/11-10/12)
Entered: 10,685
Exited: 8,336
Net Gain: 2,349

Source: The Office of the State Superintendent of Education, State Longitudinal Education Database (SLED)

Note: These data do not include non-public enrollments (average monthly = 1,820) because their education is not funded through the UPSFF. These data do not include adult students (average monthly = 3,816) because the educational cycle for adult students is 6-8 weeks.

EMBARGOED UNTIL FURTHER NOTICE FROM OSSE

2011-2012 State Monthly Mobility



	OCT-NOV	NOV-DEC	DEC-JAN	JAN-FEB	FEB-MARCH	MARCH-APRIL	APRIL-MAY	MAY-JUNE	JUNE-OCT	OCT-OCT
Exited state from DCPS	401	477	322	583	505	490	267	270	5,903	9,218
Exited state from PCS	882	233	199	275	166	684	224	257	2,943	5,863
TOTAL	1,283	710	521	858	671	1,174	491	527	8,846	15,081
Entered DCPS from another state	466	450	284	535	418	426	306	251	6,795	9,931
Entered PCS from another state	359	103	149	181	234	259	99	106	5,865	7,355
TOTAL	825	553	433	716	652	685	405	357	12,660	17,286

EXITS

- Between October 2011 and October 2012, **9,218** exited the state from **DCPS**.
- Between October 2011 and October 2012, **5,863** students exited the state from **PCS**.

ENTRIES

- Between October 2011 and October 2012, **9,931** students entered **DCPS** from another state.
- Between October 2011 and October 2012, **7,355** students entered **PCS** from another state.

Source: The Office of the State Superintendent of Education, State Longitudinal Education Database (SLED)

Note: These data do not include non-public enrollments (average monthly = 1,820) because their education is not funded through the UPSFF. These data do not include adult students (average monthly= 3,816) because the educational cycle for adult students is 6-8 weeks.

EMBARGOED UNTIL FURTHER NOTICE FROM OSSE

2011-2012 DCPS Monthly Mobility



	OCT-NOV	NOV-DEC	DEC-JAN	JAN-FEB	FEB-MARCH	MARCH-APRIL	APRIL-MAY	MAY-JUNE	JUNE-OCT	OCT-OCT
Exited state from DCPS	401	477	322	583	505	490	267	270	5,903	9,218
Exited from DCPS to PCS	8	3	2	9	8	9	3	2	3,286	3,330
TOTAL	409	480	324	592	513	499	270	272	9,189	12,548
Entered DCPS from another state	466	450	284	535	418	426	306	251	6,795	9,931
Entered DCPS from PCS	110	103	38	121	83	59	33	14	1,912	2,473
TOTAL	576	553	322	656	501	485	339	265	8,707	12,404

EXITS

- Between October 2011 and October 2012, **9,218** students exited the state from **DCPS**.
- Between October 2011 and October 2012, **3,330** students exited from **DCPS** to **PCS**.

ENTRIES

- Between October 2011 and October 2012, **9,931** students entered **DCPS** from another state.
- Between October 2011 and October 2012, **2,473** students entered **DCPS** from **PCS**.

2011-2012 PCS Monthly Mobility



	OCT-NOV	NOV-DEC	DEC-JAN	JAN-FEB	FEB-MARCH	MARCH-APRIL	APRIL-MAY	MAY-JUNE	JUNE-OCT	OCT-OCT
Exited state from PCS	882	233	199	275	166	684	224	257	2,943	5,863
Exited from PCS to DCPS	110	103	38	121	83	59	33	14	1,912	2,473
TOTAL	992	336	237	396	249	743	257	271	4,855	8,336
Entered PCS from another state	359	103	149	181	234	259	99	106	5,865	7,355
Entered PCS from DCPS	8	3	2	9	8	9	3	2	3,286	3,330
TOTAL	367	106	151	190	242	268	102	108	9,151	10,685

EXITS

- Between October 2011 and October 2012, **5,863** students exited the state from **PCS**.
- Between October 2011 and October 2012, **2,473** students exited from **PCS** to **DCPS**.

ENTRIES

- Between October 2011 and October 2012, **7,355** students entered **PCS** from another state.
- Between October 2011 and October 2012, **3,330** students entered **PCS** from **DCPS**.

Mobility Summary



- 3,697 students entered DCPS while 1,534 students entered PCS during SY11-12.
- 3,359 students exited DCPS while 3,481 students exited PCS during SY11-12.
- Within DCPS, there was a net gain of 338 students during SY11-12.
- Within PCS, there was a net loss of 1,947 students during SY11-12.
- Within PCS, the greatest movement occurs during the following periods: October-November and March-April during SY11-12.
- PCS had a net loss of students every month during SY11-12.
- Between June of 2012 and October of 2012, 1,912 students entered DCPS from PCS.
- Between June of 2012 and October of 2012, 3,286 students entered PCS from DCPS.