

Attachment IV - Spending Plan						
PROGRAM NAME						
GENERAL FUNDS	Total FY 2018 Budget Request	Q1	Q2	Q3	Q4	Total
Total Personal Services (PS)	\$ 983,120	\$ 245,780	\$ 245,780	\$ 245,780	\$ 245,780	\$ 983,120
Total Non-Personal Services (NPS)	\$ 122,903	\$ 60,000	\$ 23,000	\$ 39,000	\$ 903	\$ 122,903
Budget Total for FY18		\$ 305,780	\$ 268,780	\$ 284,780	\$ 246,683	\$ 1,106,023
FEDERAL RESOURCES	Total FY 2018 Budget Request	Q1	Q2	Q3	Q4	Total
Total Personal Services (PS)	\$ 334,967	\$ 83,742	\$ 83,742	\$ 83,742	\$ 83,742	\$ 334,967
Total Non-Personal Services (NPS)	\$ 293,000	\$ 189,000	\$ 21,000	\$ 3,000	\$ 80,000	\$ 293,000
Budget Total for FY18		\$ 272,742	\$ 104,742	\$ 86,742	\$ 163,742	\$ 627,967
INTRA-DISTRICT FUNDS	Total FY 2018 Budget Request	Q1	Q2	Q3	Q4	Total
Total Personal Services (PS)	\$ -	\$ -	\$ -	\$ -	\$ -	\$ -
Total Non-Personal Services (NPS)	\$ 292,633	\$ 80,000	\$ 65,000	\$ 100,033	\$ 47,600	\$ 292,633
Budget Total for FY18		\$ 80,000	\$ 65,000	\$ 100,033	\$ 47,600	\$ 292,633
ENTERPRISE AND OTHER	Total FY 2018 Budget Request	Q1	Q2	Q3	Q4	Total
Total Personal Services (PS)	\$ -	\$ -	\$ -	\$ -	\$ -	\$ -
Total Non-Personal Services (NPS)	\$ -	\$ -	\$ -	\$ -	\$ -	\$ -
Budget Total for FY18		\$ -	\$ -	\$ -	\$ -	\$ -

Chart Title

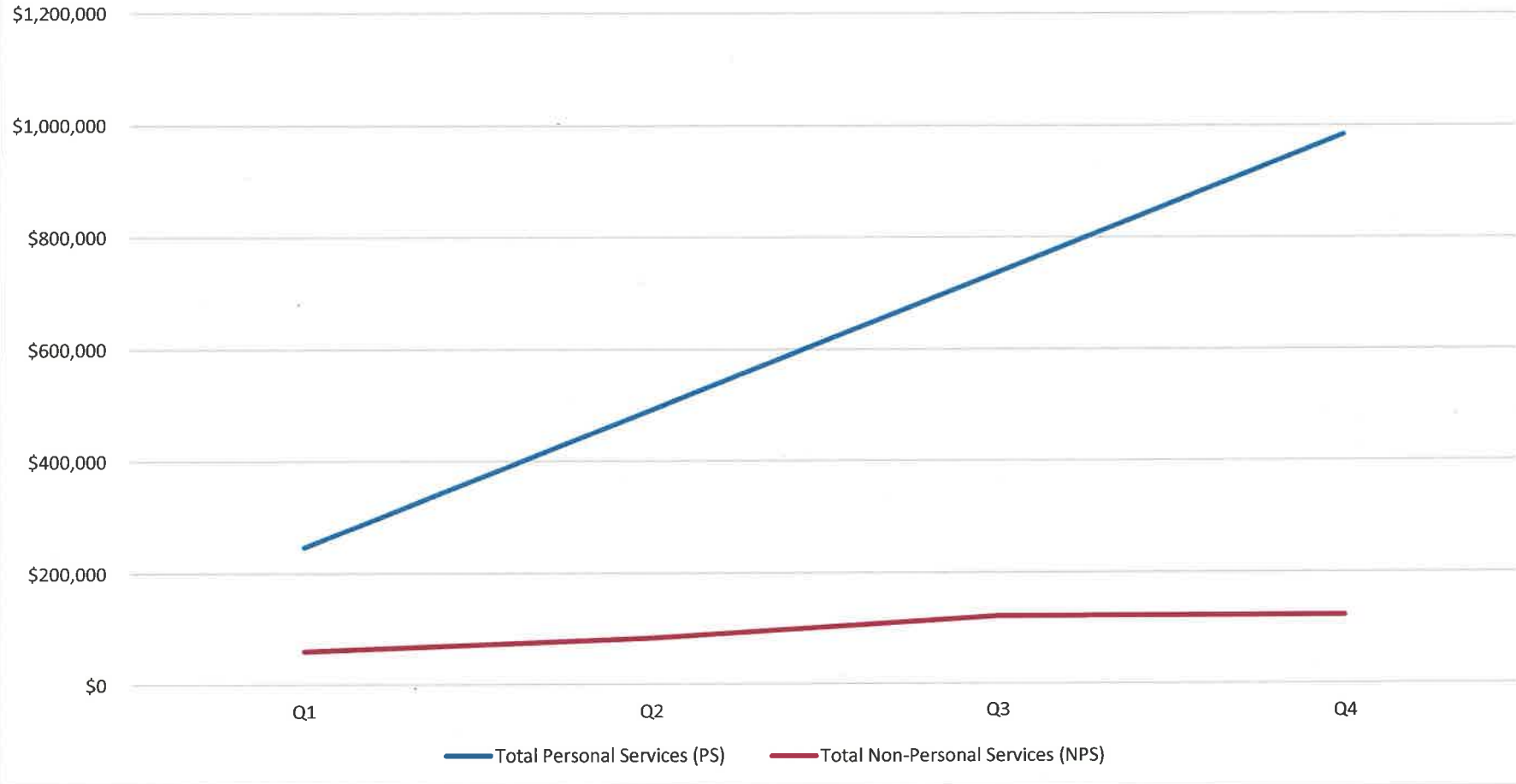


Chart Title

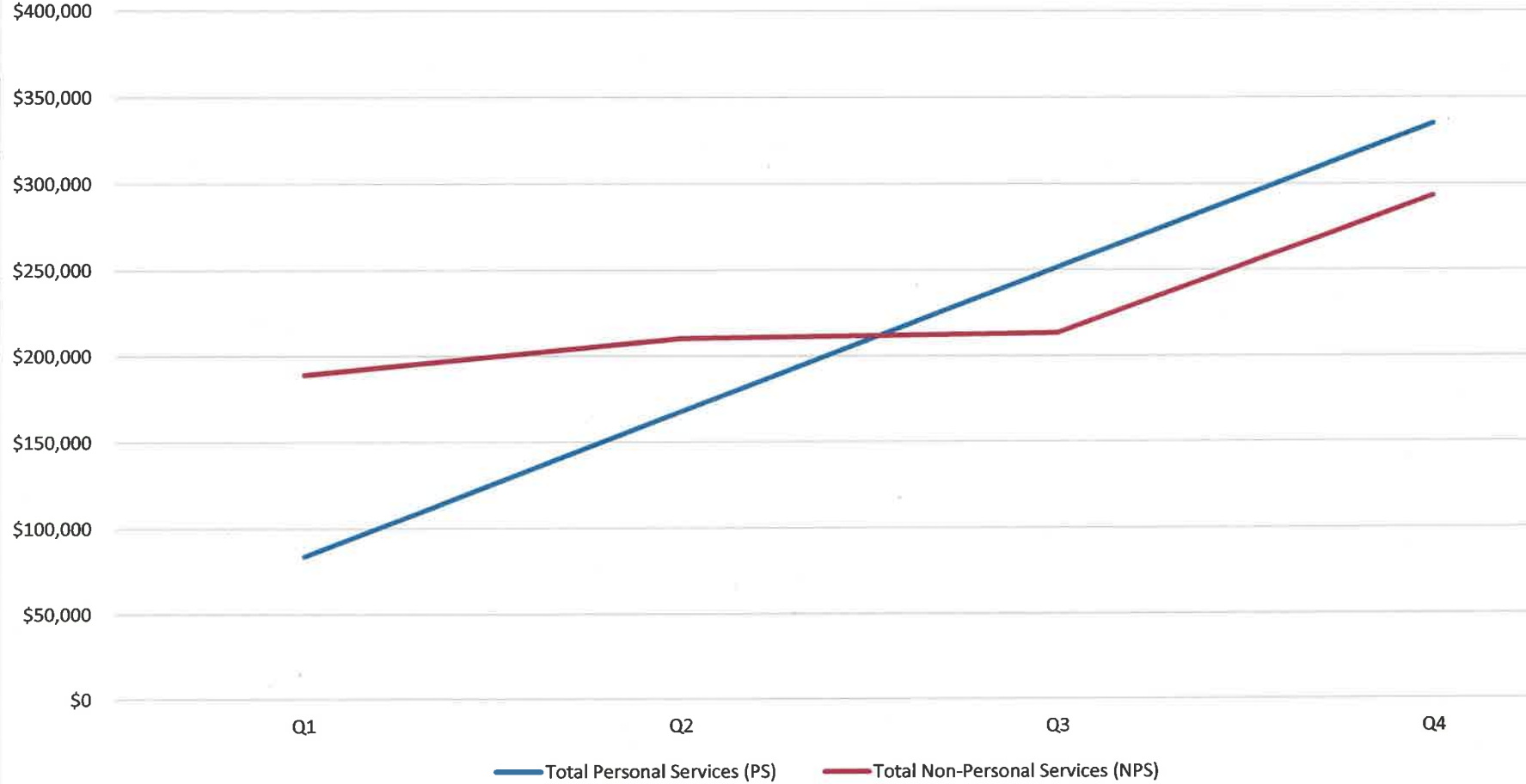


Chart Title

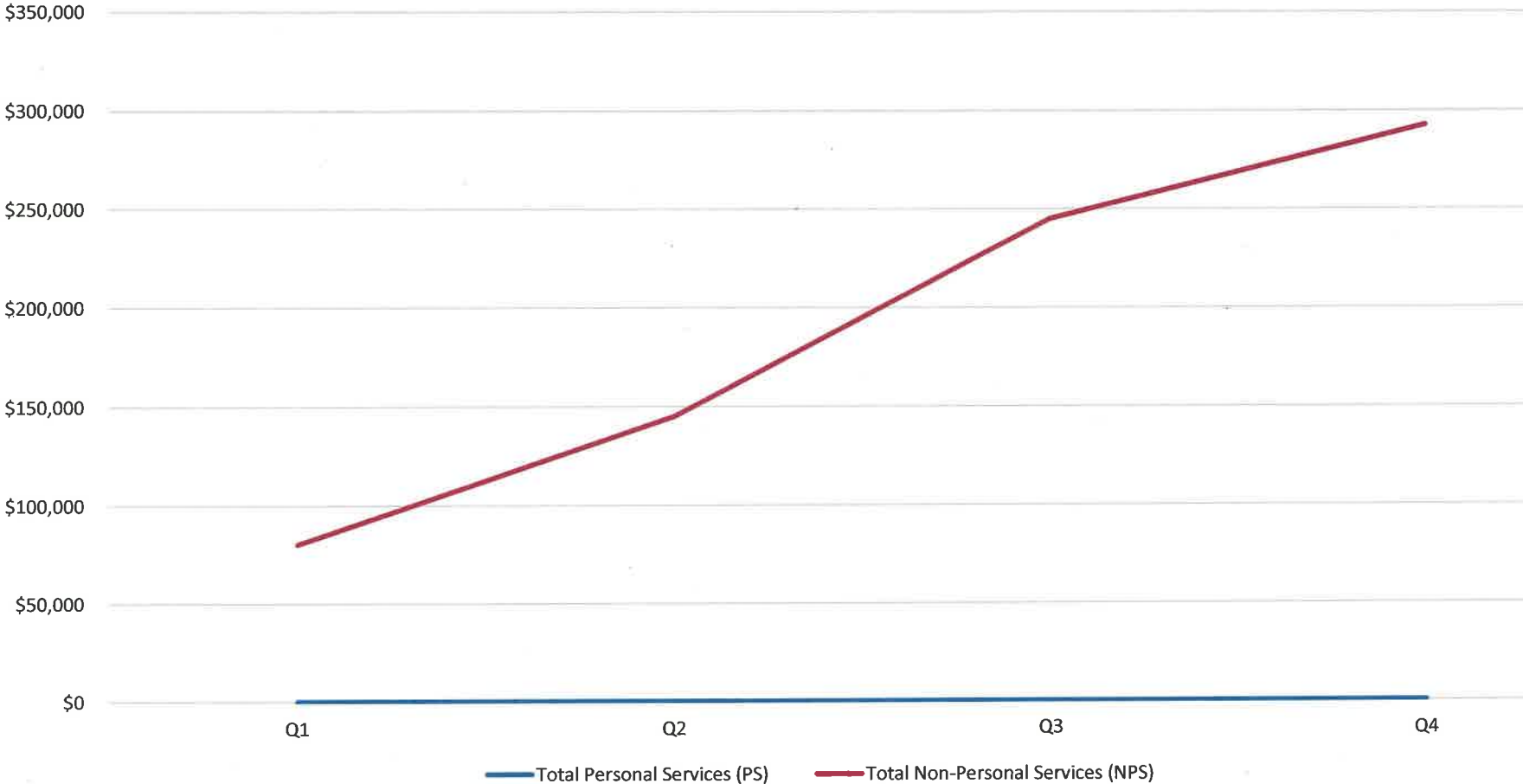


Chart Title

\$1
\$1
\$1
\$1
\$1
\$1
\$0
\$0
\$0
\$0
\$0

Q1 Q2 Q3 Q4

— Total Personal Services (PS) — Total Non-Personal Services (NPS)

