

Attachment IV - Spending Plan - FY2017						
District Department of Transportation (KA0) - Roll-Up						
GENERAL FUNDS	Total FY 2017 Budget Request	Q1	Q2	Q3	Q4	Total
Total Personal Services (PS)	41,401,353	\$10,435,409	\$10,208,553	\$10,321,980	\$10,435,412	\$41,401,353
Total Non-Personal Services (NPS)	33,034,420	\$21,145,206	\$3,702,366	\$5,208,332	\$2,978,516	\$33,034,420
<b>Budget Total for FY17</b>	<b>74,435,774</b>	<b>\$31,580,615</b>	<b>\$13,910,919</b>	<b>\$15,530,312</b>	<b>\$13,413,928</b>	<b>\$74,435,774</b>
FEDERAL RESOURCES	Total FY 2017 Budget Request	Q1	Q2	Q3	Q4	Total
Total Personal Services (PS)	1,425,803	\$359,381	\$351,568	\$355,474	\$359,380	\$1,425,803
Total Non-Personal Services (NPS)	10,269,197	\$3,110,000	\$2,532,946	\$2,458,750	\$2,167,500	\$10,269,197
<b>Budget Total for FY17</b>	<b>11,695,000</b>	<b>\$3,469,381</b>	<b>\$2,884,514</b>	<b>\$2,814,224</b>	<b>\$2,526,880</b>	<b>\$11,695,000</b>
INTRA-DISTRICT FUNDS	Total FY 2017 Budget Request	Q1	Q2	Q3	Q4	Total
Total Personal Services (PS)	-	\$0	\$0	\$0	\$0	\$0
Total Non-Personal Services (NPS)	307,870	\$307,870	\$0	\$0	\$0	\$307,870
<b>Budget Total for FY17</b>	<b>307,870</b>	<b>\$307,870</b>	<b>\$0</b>	<b>\$0</b>	<b>\$0</b>	<b>\$307,870</b>
ENTERPRISE AND OTHER	Total FY 2017 Budget Request	Q1	Q2	Q3	Q4	Total
Total Personal Services (PS)	587,970	\$148,201	\$144,979	\$146,590	\$148,200	\$587,970
Total Non-Personal Services (NPS)	23,829,640	\$5,382,740	\$5,407,740	\$6,657,080	\$6,382,080	\$23,829,640
<b>Budget Total for FY17</b>	<b>24,417,610</b>	<b>\$5,530,941</b>	<b>\$5,552,719</b>	<b>\$6,803,670</b>	<b>\$6,530,280</b>	<b>\$24,417,610</b>
<b>KA0 - TOTAL ALL FUNDS</b>	<b>110,856,255</b>	<b>40,888,807</b>	<b>22,348,152</b>	<b>25,148,206</b>	<b>22,471,088</b>	<b>110,856,255</b>

Attachment IV - Spending Plan

Agency Management Program (AMP)

GENERAL FUNDS	Total FY 2017 Budget Request	Q1	Q2	Q3	Q4	Total
Total Personal Services (PS)	7,064,765	\$1,780,708	\$1,741,997	\$1,761,352	\$1,780,708	\$7,064,765
Total Non-Personal Services (NPS)	1,977,894	\$1,277,894	\$300,000	\$300,000	\$100,000	\$1,977,894
<b>Budget Total for FY17</b>	<b>9,042,659</b>	<b>\$3,058,602</b>	<b>\$2,041,997</b>	<b>\$2,061,352</b>	<b>\$1,880,708</b>	<b>\$9,042,659</b>

FEDERAL RESOURCES	Total FY 2017 Budget Request	Q1	Q2	Q3	Q4	Total
Total Personal Services (PS)	-	\$0	\$0	\$0	\$0	\$0
Total Non-Personal Services (NPS)	-	\$0	\$0	\$0	\$0	\$0
<b>Budget Total for FY17</b>	<b>-</b>	<b>\$0</b>	<b>\$0</b>	<b>\$0</b>	<b>\$0</b>	<b>\$0</b>

INTRA-DISTRICT FUNDS	Total FY 2017 Budget Request	Q1	Q2	Q3	Q4	Total
Total Personal Services (PS)	-	\$0	\$0	\$0	\$0	\$0
Total Non-Personal Services (NPS)	-	\$0	\$0	\$0	\$0	\$0
<b>Budget Total for FY17</b>	<b>-</b>	<b>\$0</b>	<b>\$0</b>	<b>\$0</b>	<b>\$0</b>	<b>\$0</b>

ENTERPRISE AND OTHER	Total FY 2017 Budget Request	Q1	Q2	Q3	Q4	Total
Total Personal Services (PS)	-	\$0	\$0	\$0	\$0	\$0
Total Non-Personal Services (NPS)	-	\$0	\$0	\$0	\$0	\$0
<b>Budget Total for FY17</b>	<b>-</b>	<b>\$0</b>	<b>\$0</b>	<b>\$0</b>	<b>\$0</b>	<b>\$0</b>

<b>AMP - TOTAL ALL FUNDS</b>	<b>9,042,659</b>	<b>3,058,602</b>	<b>2,041,997</b>	<b>2,061,352</b>	<b>1,880,708</b>	<b>9,042,659</b>
------------------------------	------------------	------------------	------------------	------------------	------------------	------------------

Attachment IV - Spending Plan

*Infrastructure Project Management Administration (IPMA)*

GENERAL FUNDS	Total FY 2017 Budget Request	Q1	Q2	Q3	Q4	Total
Total Personal Services (PS)	1,780,883	\$448,880	\$439,121	\$444,001	\$448,881	\$1,780,883
Total Non-Personal Services (NPS)	5,871,200	\$5,800,000	\$71,200	\$0	\$0	\$5,871,200
<b>Budget Total for FY17</b>	<b>7,652,083</b>	<b>\$6,248,880</b>	<b>\$510,321</b>	<b>\$444,001</b>	<b>\$448,881</b>	<b>\$7,652,083</b>

FEDERAL RESOURCES	Total FY 2017 Budget Request	Q1	Q2	Q3	Q4	Total
Total Personal Services (PS)	-	\$0	\$0	\$0	\$0	\$0
Total Non-Personal Services (NPS)	-	\$0	\$0	\$0	\$0	\$0
<b>Budget Total for FY17</b>	<b>-</b>	<b>\$0</b>	<b>\$0</b>	<b>\$0</b>	<b>\$0</b>	<b>\$0</b>

INTRA-DISTRICT FUNDS	Total FY 2017 Budget Request	Q1	Q2	Q3	Q4	Total
Total Personal Services (PS)	-	\$0	\$0	\$0	\$0	\$0
Total Non-Personal Services (NPS)	-	\$0	\$0	\$0	\$0	\$0
<b>Budget Total for FY17</b>	<b>-</b>	<b>\$0</b>	<b>\$0</b>	<b>\$0</b>	<b>\$0</b>	<b>\$0</b>

ENTERPRISE AND OTHER	Total FY 2017 Budget Request	Q1	Q2	Q3	Q4	Total
Total Personal Services (PS)	-	\$0	\$0	\$0	\$0	\$0
Total Non-Personal Services (NPS)	-	\$0	\$0	\$0	\$0	\$0
<b>Budget Total for FY17</b>	<b>-</b>	<b>\$0</b>	<b>\$0</b>	<b>\$0</b>	<b>\$0</b>	<b>\$0</b>

<b>IPMA - TOTAL ALL FUNDS</b>	<b>7,652,083</b>	<b>6,248,880</b>	<b>510,321</b>	<b>444,001</b>	<b>448,881</b>	<b>7,652,083</b>
-------------------------------	------------------	------------------	----------------	----------------	----------------	------------------

Attachment IV - Spending Plan

*Progressive Transportation Systems Administration (PTSA)*

GENERAL FUNDS	Total FY 2017 Budget Request	Q1	Q2	Q3	Q4	Total
Total Personal Services (PS)	1,797,432	\$453,051	\$443,203	\$448,127	\$453,051	\$1,797,432
Total Non-Personal Services (NPS)	9,418,365	\$9,000,000	\$418,365	\$0	\$0	\$9,418,365
<b>Budget Total for FY17</b>	<b>11,215,797</b>	<b>\$9,453,051</b>	<b>\$861,568</b>	<b>\$448,127</b>	<b>\$453,051</b>	<b>\$11,215,797</b>

FEDERAL RESOURCES	Total FY 2017 Budget Request	Q1	Q2	Q3	Q4	Total
Total Personal Services (PS)	-	\$0	\$0	\$0	\$0	\$0
Total Non-Personal Services (NPS)	250,000	\$0	\$125,000	\$125,000	\$0	\$250,000
<b>Budget Total for FY17</b>	<b>250,000</b>	<b>\$0</b>	<b>\$125,000</b>	<b>\$125,000</b>	<b>\$0</b>	<b>\$250,000</b>

INTRA-DISTRICT FUNDS	Total FY 2017 Budget Request	Q1	Q2	Q3	Q4	Total
Total Personal Services (PS)	-	\$0	\$0	\$0	\$0	\$0
Total Non-Personal Services (NPS)	-	\$0	\$0	\$0	\$0	\$0
<b>Budget Total for FY17</b>	<b>-</b>	<b>\$0</b>	<b>\$0</b>	<b>\$0</b>	<b>\$0</b>	<b>\$0</b>

ENTERPRISE AND OTHER	Total FY 2017 Budget Request	Q1	Q2	Q3	Q4	Total
Total Personal Services (PS)	-	\$0	\$0	\$0	\$0	\$0
Total Non-Personal Services (NPS)	-	\$0	\$0	\$0	\$0	\$0
<b>Budget Total for FY17</b>	<b>-</b>	<b>\$0</b>	<b>\$0</b>	<b>\$0</b>	<b>\$0</b>	<b>\$0</b>

<b>PTSA - TOTAL ALL FUNDS</b>	<b>11,465,797</b>	<b>9,453,051</b>	<b>986,568</b>	<b>573,127</b>	<b>453,051</b>	<b>11,465,797</b>
-------------------------------	-------------------	------------------	----------------	----------------	----------------	-------------------

Attachment IV - Spending Plan

Planning, Policy & Sustainability Administration (PPSA)

GENERAL FUNDS	Total FY 2017 Budget Request	Q1	Q2	Q3	Q4	Total
Total Personal Services (PS)	2,222,914	\$560,296	\$548,116	\$554,206	\$560,296	\$2,222,914
Total Non-Personal Services (NPS)	291,969	\$150,000	\$41,969	\$50,000	\$50,000	\$291,969
<b>Budget Total for FY17</b>	<b>2,514,882</b>	<b>\$710,296</b>	<b>\$590,085</b>	<b>\$604,206</b>	<b>\$610,296</b>	<b>\$2,514,882</b>

FEDERAL RESOURCES	Total FY 2017 Budget Request	Q1	Q2	Q3	Q4	Total
Total Personal Services (PS)	-	\$0	\$0	\$0	\$0	\$0
Total Non-Personal Services (NPS)	7,335,000	\$2,000,000	\$1,833,750	\$1,833,750	\$1,667,500	\$7,335,000
<b>Budget Total for FY17</b>	<b>7,335,000</b>	<b>\$2,000,000</b>	<b>\$1,833,750</b>	<b>\$1,833,750</b>	<b>\$1,667,500</b>	<b>\$7,335,000</b>

INTRA-DISTRICT FUNDS	Total FY 2017 Budget Request	Q1	Q2	Q3	Q4	Total
Total Personal Services (PS)	-	\$0	\$0	\$0	\$0	\$0
Total Non-Personal Services (NPS)	-	\$0	\$0	\$0	\$0	\$0
<b>Budget Total for FY17</b>	<b>-</b>	<b>\$0</b>	<b>\$0</b>	<b>\$0</b>	<b>\$0</b>	<b>\$0</b>

ENTERPRISE AND OTHER	Total FY 2017 Budget Request	Q1	Q2	Q3	Q4	Total
Total Personal Services (PS)	587,970	\$148,201	\$144,979	\$146,590	\$148,200	\$587,970
Total Non-Personal Services (NPS)	14,028,322	\$3,507,081	\$3,507,081	\$3,507,080	\$3,507,080	\$14,028,322
<b>Budget Total for FY17</b>	<b>14,616,292</b>	<b>\$3,655,282</b>	<b>\$3,652,060</b>	<b>\$3,653,670</b>	<b>\$3,655,280</b>	<b>\$14,616,292</b>

<b>PPSA - TOTAL ALL FUNDS</b>	<b>24,466,175</b>	<b>6,365,578</b>	<b>6,075,895</b>	<b>6,091,626</b>	<b>5,933,076</b>	<b>24,466,175</b>
-------------------------------	-------------------	------------------	------------------	------------------	------------------	-------------------

Attachment IV - Spending Plan

*Transportation Operation Administration (TOA)*

GENERAL FUNDS	Total FY 2017 Budget Request	Q1	Q2	Q3	Q4	Total
Total Personal Services (PS)	20,051,293	\$5,054,024	\$4,944,154	\$4,999,089	\$5,054,026	\$20,051,293
Total Non-Personal Services (NPS)	14,883,330	\$4,720,832	\$2,720,833	\$4,720,832	\$2,720,833	\$14,883,330
<b>Budget Total for FY17</b>	<b>34,934,623</b>	<b>\$9,774,856</b>	<b>\$7,664,987</b>	<b>\$9,719,921</b>	<b>\$7,774,859</b>	<b>\$34,934,623</b>

FEDERAL RESOURCES	Total FY 2017 Budget Request	Q1	Q2	Q3	Q4	Total
Total Personal Services (PS)	1,425,803	\$359,381	\$351,568	\$355,474	\$359,380	\$1,425,803
Total Non-Personal Services (NPS)	2,574,197	\$1,000,000	\$574,196	\$500,000	\$500,000	\$2,574,196
<b>Budget Total for FY17</b>	<b>4,000,000</b>	<b>\$1,359,381</b>	<b>\$925,764</b>	<b>\$855,474</b>	<b>\$859,380</b>	<b>\$4,000,000</b>

INTRA-DISTRICT FUNDS	Total FY 2017 Budget Request	Q1	Q2	Q3	Q4	Total
Total Personal Services (PS)	-	\$0	\$0	\$0	\$0	\$0
Total Non-Personal Services (NPS)	307,870	\$307,870	\$0	\$0	\$0	\$307,870
<b>Budget Total for FY17</b>	<b>307,870</b>	<b>\$307,870</b>	<b>\$0</b>	<b>\$0</b>	<b>\$0</b>	<b>\$307,870</b>

ENTERPRISE AND OTHER	Total FY 2017 Budget Request	Q1	Q2	Q3	Q4	Total
Total Personal Services (PS)	-	\$0	\$0	\$0	\$0	\$0
Total Non-Personal Services (NPS)	8,951,318	\$1,600,659	\$1,600,659	\$3,000,000	\$2,750,000	\$8,951,318
<b>Budget Total for FY17</b>	<b>8,951,318</b>	<b>\$1,600,659</b>	<b>\$1,600,659</b>	<b>\$3,000,000</b>	<b>\$2,750,000</b>	<b>\$8,951,318</b>

<b>TOA - TOTAL ALL FUNDS</b>	<b>48,193,811</b>	<b>13,042,766</b>	<b>10,191,410</b>	<b>13,575,395</b>	<b>11,384,239</b>	<b>48,193,811</b>
------------------------------	-------------------	-------------------	-------------------	-------------------	-------------------	-------------------

Attachment IV - Spending Plan

Urban Forestry Administration (UFA)

GENERAL FUNDS	Total FY 2017 Budget Request	Q1	Q2	Q3	Q4	Total
Total Personal Services (PS)	530,925	\$133,822	\$130,913	\$132,368	\$133,822	\$530,925
Total Non-Personal Services (NPS)	245,183	\$65,000	\$75,000	\$55,000	\$50,183	\$245,183
<b>Budget Total for FY17</b>	<b>776,108</b>	<b>\$198,822</b>	<b>\$205,913</b>	<b>\$187,368</b>	<b>\$184,005</b>	<b>\$776,108</b>

FEDERAL RESOURCES	Total FY 2017 Budget Request	Q1	Q2	Q3	Q4	Total
Total Personal Services (PS)	-	\$0	\$0	\$0	\$0	\$0
Total Non-Personal Services (NPS)	110,000	\$110,000	\$0	\$0	\$0	\$110,000
<b>Budget Total for FY17</b>	<b>110,000</b>	<b>\$110,000</b>	<b>\$0</b>	<b>\$0</b>	<b>\$0</b>	<b>\$110,000</b>

INTRA-DISTRICT FUNDS	Total FY 2017 Budget Request	Q1	Q2	Q3	Q4	Total
Total Personal Services (PS)	-	\$0	\$0	\$0	\$0	\$0
Total Non-Personal Services (NPS)	-	\$0	\$0	\$0	\$0	\$0
<b>Budget Total for FY17</b>	<b>-</b>	<b>\$0</b>	<b>\$0</b>	<b>\$0</b>	<b>\$0</b>	<b>\$0</b>

ENTERPRISE AND OTHER	Total FY 2017 Budget Request	Q1	Q2	Q3	Q4	Total
Total Personal Services (PS)	-	\$0	\$0	\$0	\$0	\$0
Total Non-Personal Services (NPS)	850,000	\$275,000	\$300,000	\$150,000	\$125,000	\$850,000
<b>Budget Total for FY17</b>	<b>850,000</b>	<b>\$275,000</b>	<b>\$300,000</b>	<b>\$150,000</b>	<b>\$125,000</b>	<b>\$850,000</b>

<b>UFA - TOTAL ALL FUNDS</b>	<b>1,736,108</b>	<b>583,822</b>	<b>505,913</b>	<b>337,368</b>	<b>309,005</b>	<b>1,736,108</b>
------------------------------	------------------	----------------	----------------	----------------	----------------	------------------

Attachment IV - Spending Plan

Public Space Regulation Administration (PSRA)

GENERAL FUNDS	Total FY 2017 Budget Request	Q1	Q2	Q3	Q4	Total
Total Personal Services (PS)	6,187,543	\$1,559,600	\$1,525,696	\$1,542,647	\$1,559,600	\$6,187,543
Total Non-Personal Services (NPS)	331,480	\$131,480	\$75,000	\$75,000	\$50,000	\$331,480
<b>Budget Total for FY17</b>	<b>6,519,023</b>	<b>\$1,691,080</b>	<b>\$1,600,696</b>	<b>\$1,617,647</b>	<b>\$1,609,600</b>	<b>\$6,519,023</b>

FEDERAL RESOURCES	Total FY 2017 Budget Request	Q1	Q2	Q3	Q4	Total
Total Personal Services (PS)	-	\$0	\$0	\$0	\$0	\$0
Total Non-Personal Services (NPS)	-	\$0	\$0	\$0	\$0	\$0
<b>Budget Total for FY17</b>	<b>-</b>	<b>\$0</b>	<b>\$0</b>	<b>\$0</b>	<b>\$0</b>	<b>\$0</b>

INTRA-DISTRICT FUNDS	Total FY 2017 Budget Request	Q1	Q2	Q3	Q4	Total
Total Personal Services (PS)	-	\$0	\$0	\$0	\$0	\$0
Total Non-Personal Services (NPS)	-	\$0	\$0	\$0	\$0	\$0
<b>Budget Total for FY17</b>	<b>-</b>	<b>\$0</b>	<b>\$0</b>	<b>\$0</b>	<b>\$0</b>	<b>\$0</b>

ENTERPRISE AND OTHER	Total FY 2017 Budget Request	Q1	Q2	Q3	Q4	Total
Total Personal Services (PS)	-	\$0	\$0	\$0	\$0	\$0
Total Non-Personal Services (NPS)	-	\$0	\$0	\$0	\$0	\$0
<b>Budget Total for FY17</b>	<b>-</b>	<b>\$0</b>	<b>\$0</b>	<b>\$0</b>	<b>\$0</b>	<b>\$0</b>

<b>PSRA - TOTAL ALL FUNDS</b>	<b>6,519,023</b>	<b>1,691,080</b>	<b>1,600,696</b>	<b>1,617,647</b>	<b>1,609,600</b>	<b>6,519,023</b>
-------------------------------	------------------	------------------	------------------	------------------	------------------	------------------



Attachment IV - Spending Plan

Office of the Chief Financial Officer (OCFO)

GENERAL FUNDS	Total FY 2017 Budget Request	Q1	Q2	Q3	Q4	Total
Total Personal Services (PS)	1,765,599	\$445,028	\$435,353	\$440,190	\$445,028	\$1,765,599
Total Non-Personal Services (NPS)	15,000	\$0	\$0	\$7,500	\$7,500	\$15,000
<b>Budget Total for FY17</b>	<b>1,780,599</b>	<b>\$445,028</b>	<b>\$435,353</b>	<b>\$447,690</b>	<b>\$452,528</b>	<b>\$1,780,599</b>

FEDERAL RESOURCES	Total FY 2017 Budget Request	Q1	Q2	Q3	Q4	Total
Total Personal Services (PS)	-	\$0	\$0	\$0	\$0	\$0
Total Non-Personal Services (NPS)	-	\$0	\$0	\$0	\$0	\$0
<b>Budget Total for FY17</b>	<b>-</b>	<b>\$0</b>	<b>\$0</b>	<b>\$0</b>	<b>\$0</b>	<b>\$0</b>

INTRA-DISTRICT FUNDS	Total FY 2017 Budget Request	Q1	Q2	Q3	Q4	Total
Total Personal Services (PS)	-	\$0	\$0	\$0	\$0	\$0
Total Non-Personal Services (NPS)	-	\$0	\$0	\$0	\$0	\$0
<b>Budget Total for FY17</b>	<b>-</b>	<b>\$0</b>	<b>\$0</b>	<b>\$0</b>	<b>\$0</b>	<b>\$0</b>

ENTERPRISE AND OTHER	Total FY 2017 Budget Request	Q1	Q2	Q3	Q4	Total
Total Personal Services (PS)	-	\$0	\$0	\$0	\$0	\$0
Total Non-Personal Services (NPS)	-	\$0	\$0	\$0	\$0	\$0
<b>Budget Total for FY17</b>	<b>-</b>	<b>\$0</b>	<b>\$0</b>	<b>\$0</b>	<b>\$0</b>	<b>\$0</b>

<b>OCFO - TOTAL ALL FUNDS</b>	<b>1,780,599</b>	<b>445,028</b>	<b>435,353</b>	<b>447,690</b>	<b>452,528</b>	<b>1,780,599</b>
-------------------------------	------------------	----------------	----------------	----------------	----------------	------------------

Chart Title

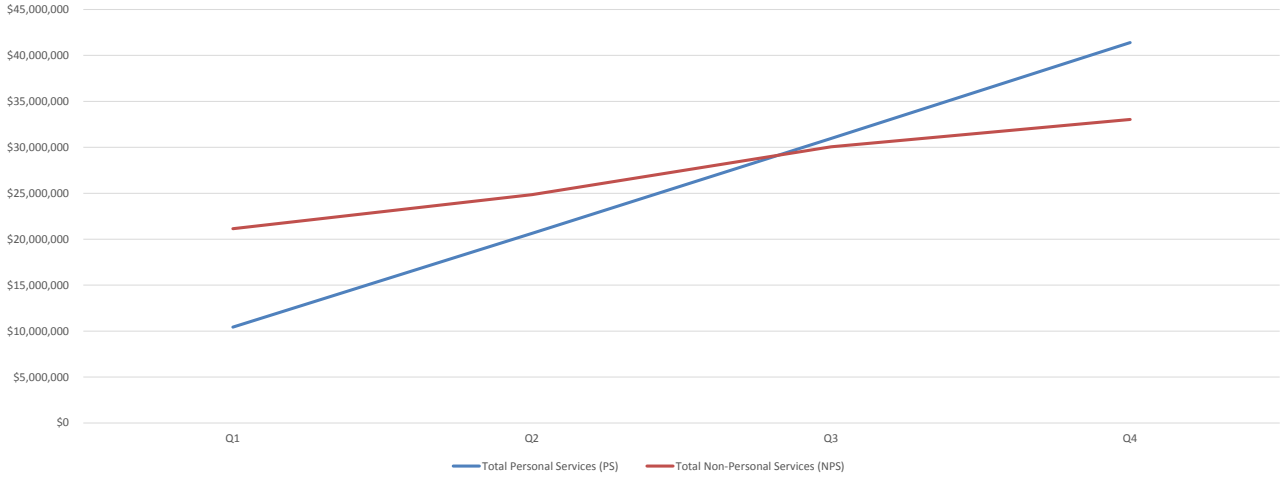


Chart Title

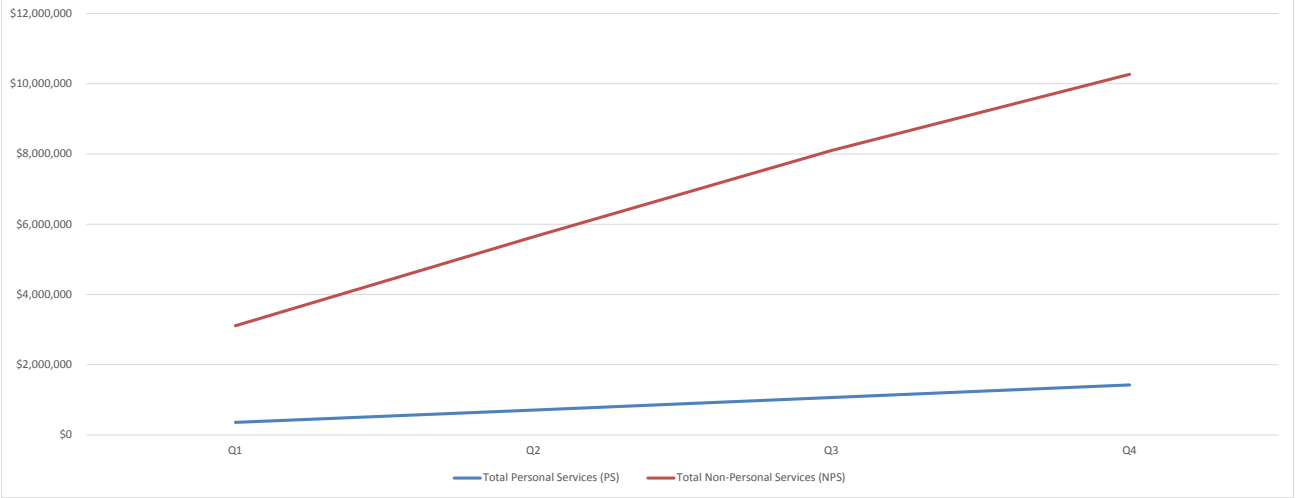


Chart Title

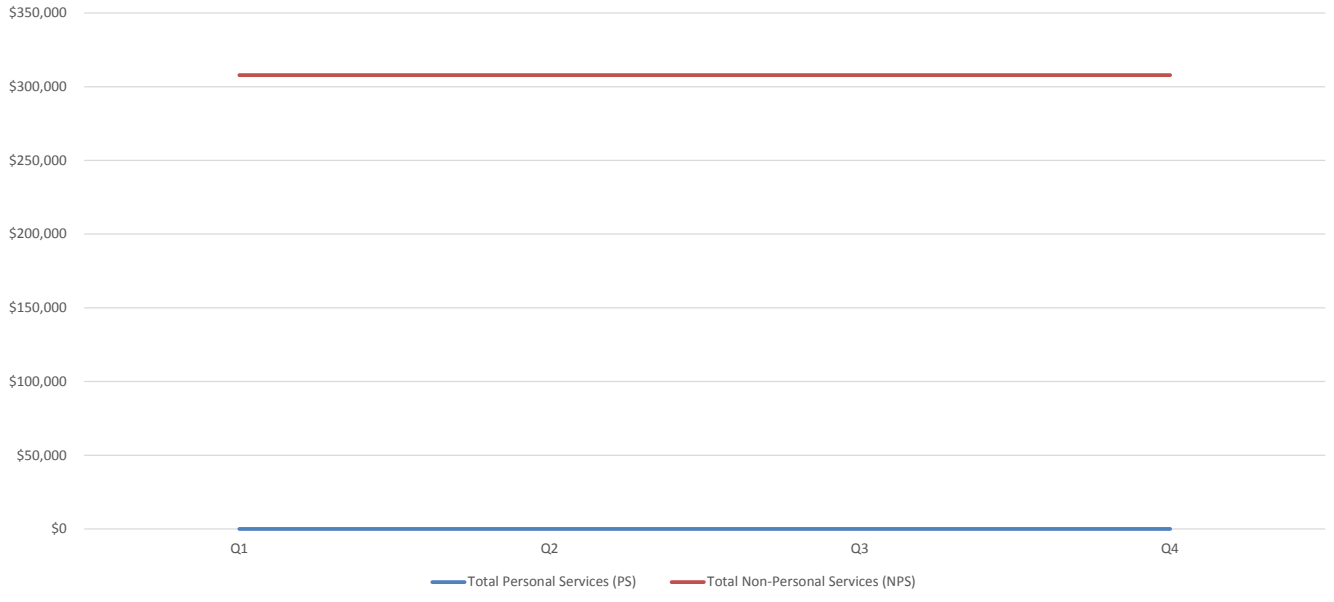


Chart Title

