

**GOVERNMENT OF THE DISTRICT OF COLUMBIA
DEPARTMENT OF CORRECTIONS**



Office of the Director

February 25, 2019

The Honorable Charles, Allen
Chair, Committee on the Judiciary and Public Safety
Council of the District of Columbia
1350 Pennsylvania Avenue, N.W., Suite 109
Washington, DC 20004

Dear Chairman Allen:

Enclosed, please find the responses to the Department of Corrections' 2019 performance oversight questions. Should further information be needed, please contact Sallie Thomas, Executive Assistant at (202) 671-2134 or via email at sallie.thomas@dc.gov.

Respectively,

A handwritten signature in blue ink, appearing to read 'Q. L. Booth', written over a light blue horizontal line.

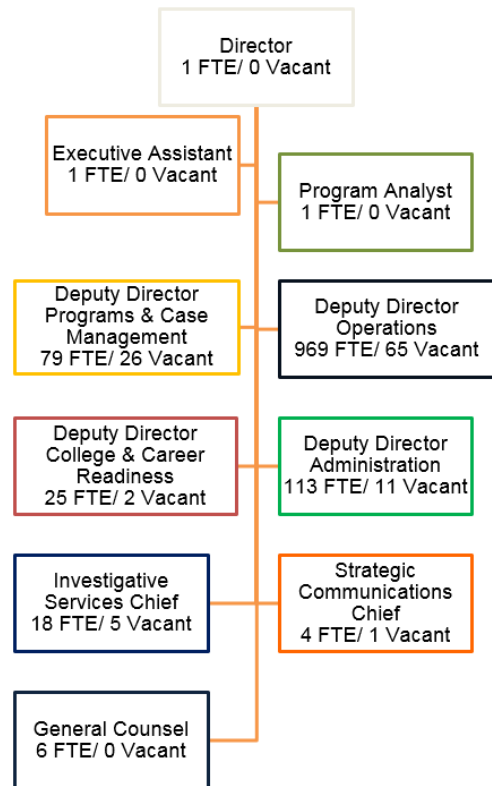
Quincy L. Booth
Director

Enclosure

GENERAL QUESTIONS

1. Please provide a current organizational chart for the agency, including the number of vacant, frozen, and filled positions in each division or subdivision. Include the names and titles of all senior personnel and note the date that the information was collected on the chart.

Below please see the organization chart of DOC effective 12.15.2018



FTE Breakdown

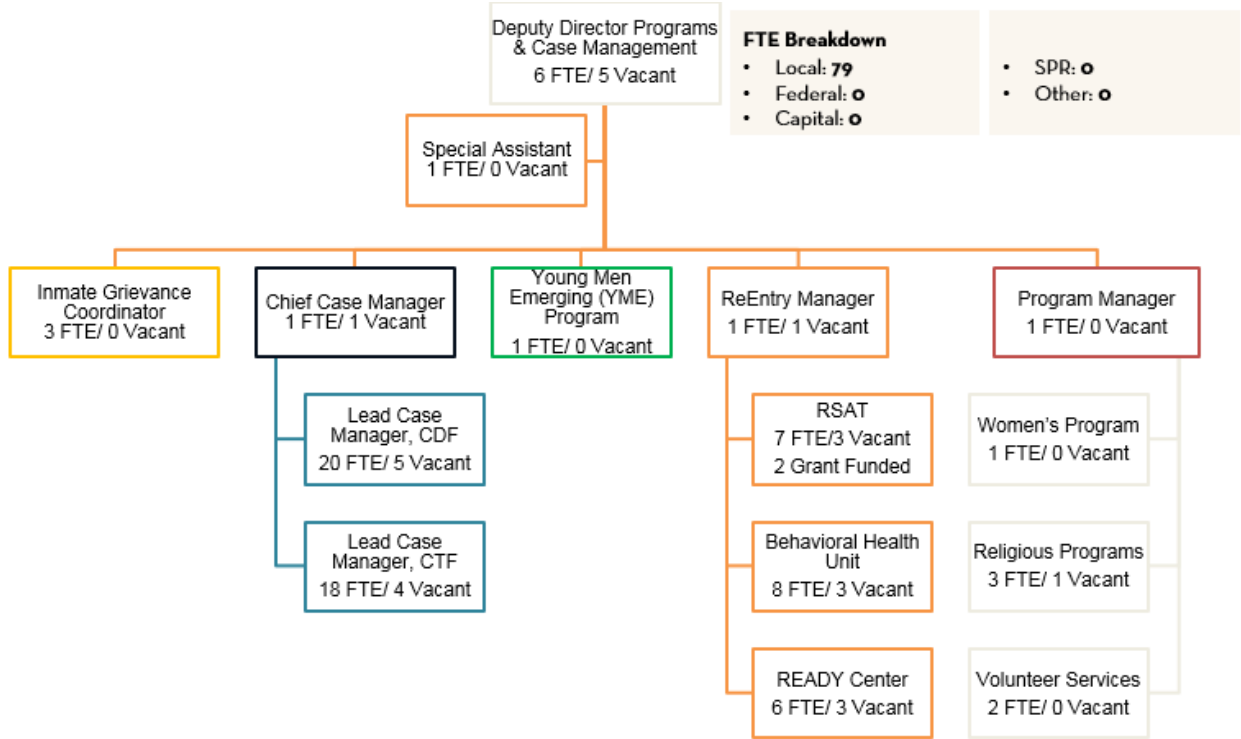
- Local: **1065**
- Federal: **0**
- Capital: **0**

- SPR: **176**
- Other: **0**

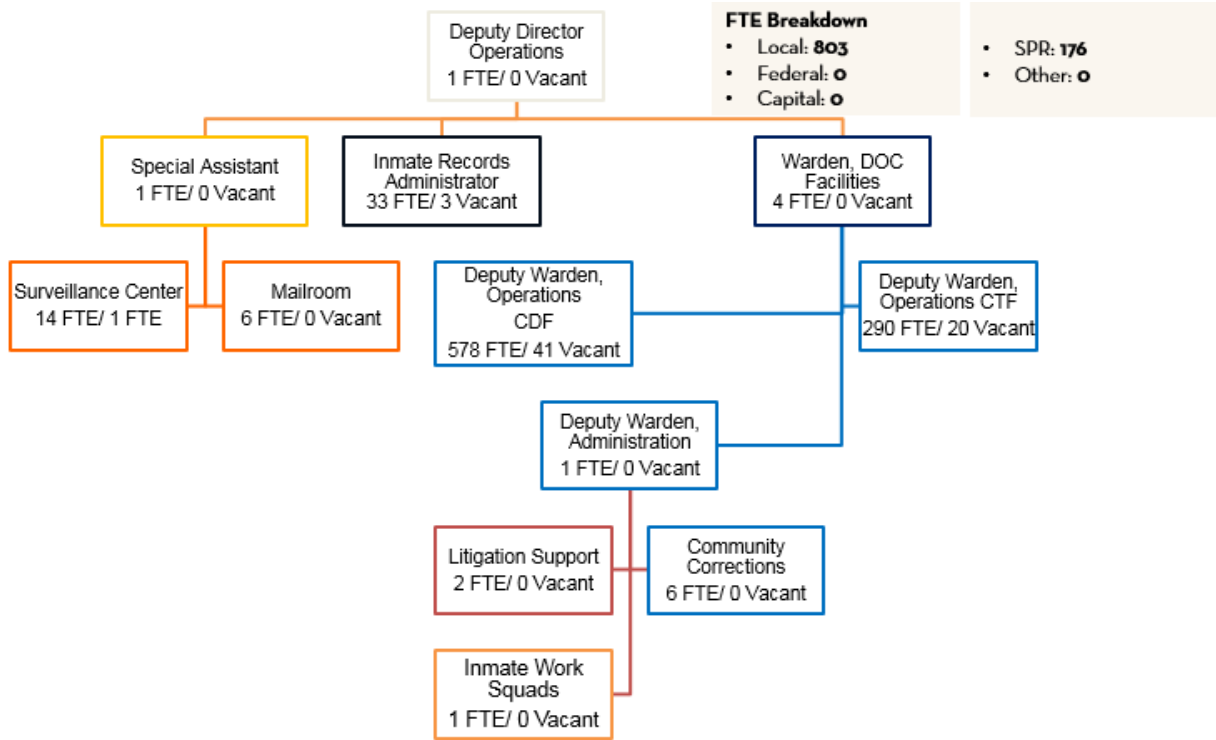
An organization chart is not included for the 4 FTE of Strategic Communications.

DOC Total: 1241 FTE/ 111 Vacant

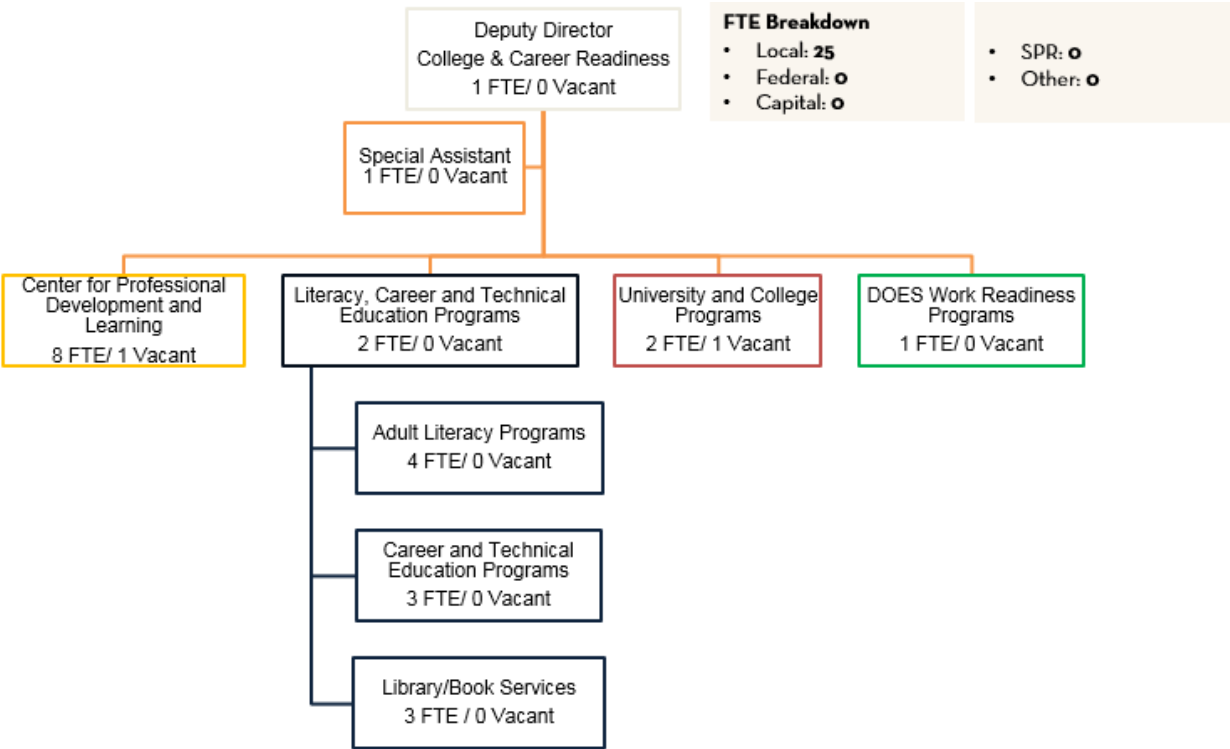
Programs and Case Management Branch



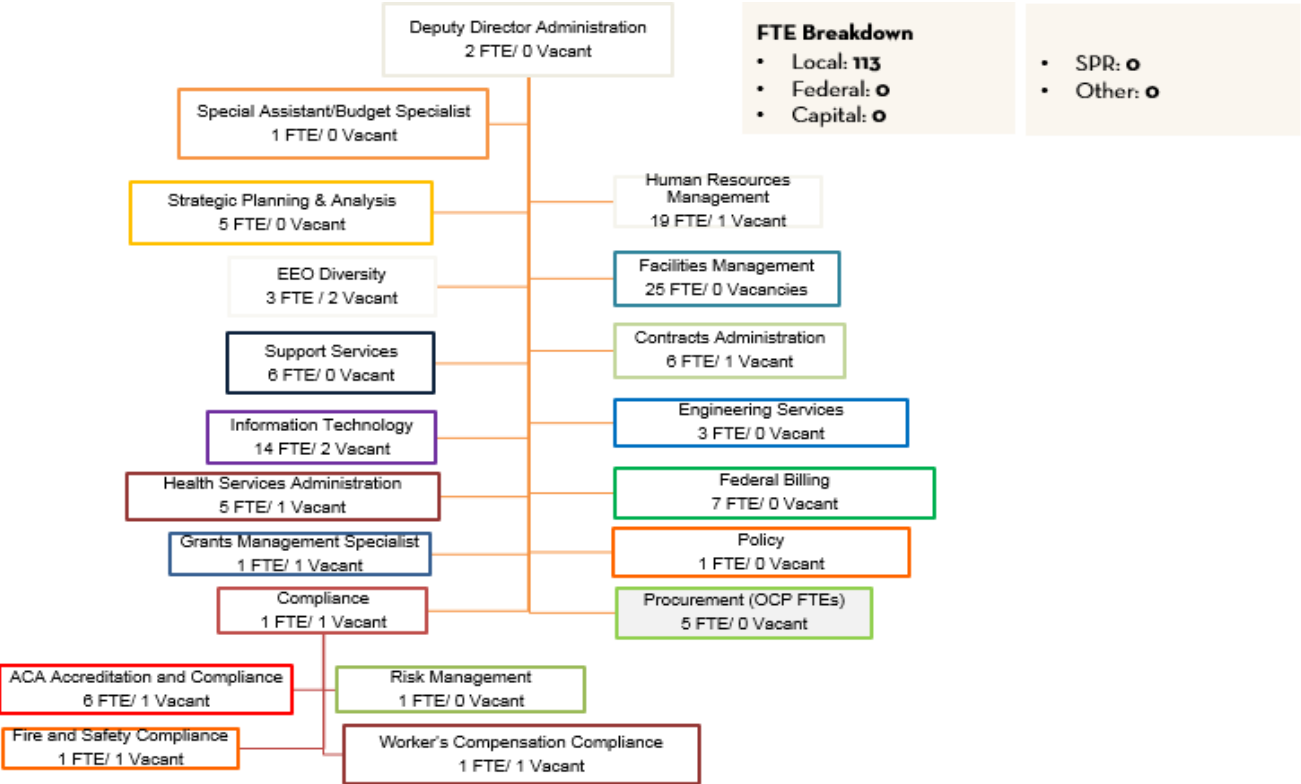
Operations Branch



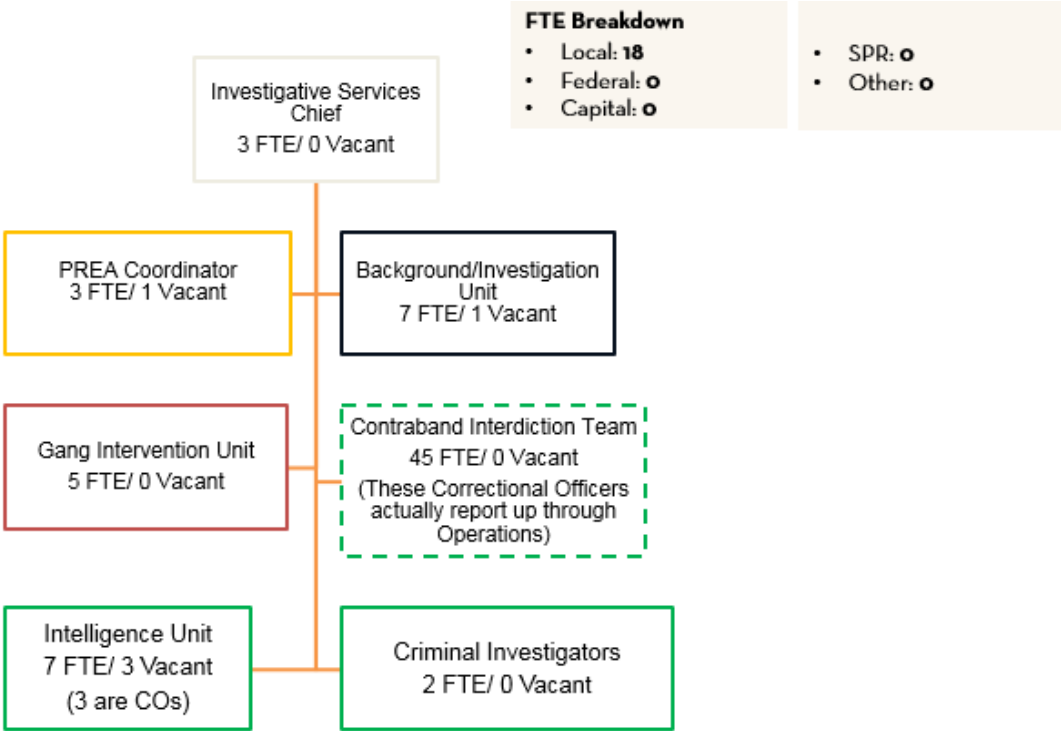
College and Career Readiness Branch



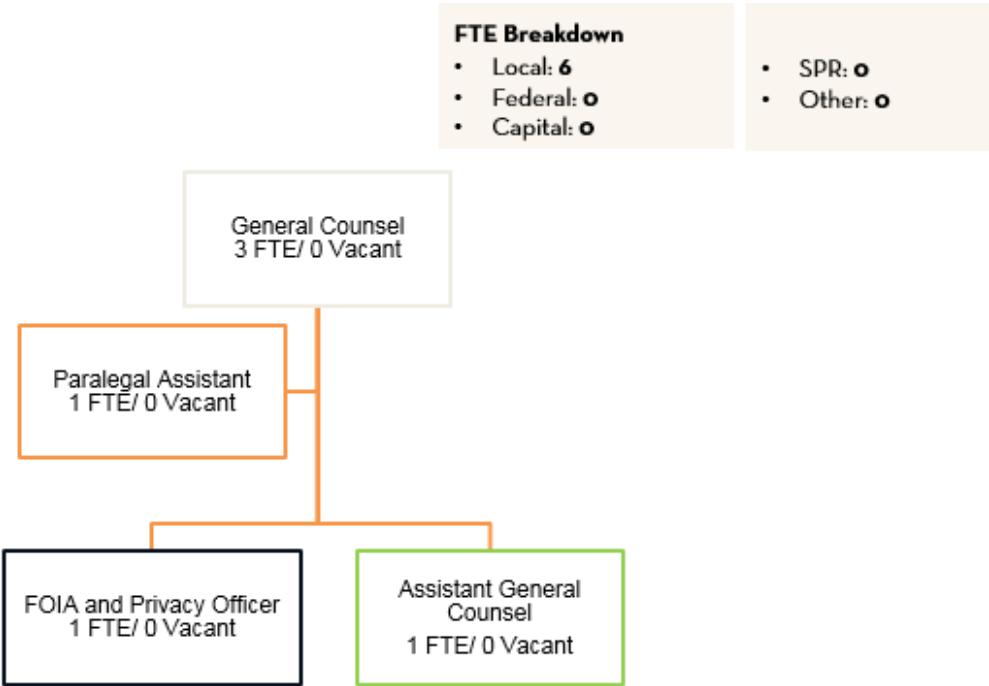
Administration Branch



Investigative Services Branch



Office of the General Counsel



a. Please provide an explanation of the roles and responsibilities for each division and subdivision.

The Office of the Director: The Director provides overall leadership and formulates measurable goals and objectives to carry out the mission and philosophy of the DOC. The Director's Office represents the agency on agency performance and management accountability, fiscal matters, legal and regulatory compliance, and legislative matters before the general public, Mayor, Council of the District of Columbia and the U.S. Congress. The Director's office is supported by an Executive Assistant and a Program Analyst. The Office of the Director consists of:

a. The Office of the General Counsel (OGC):

The Office of the General Counsel provides legal advice and guidance to the Director and DOC staff in the performance of their duties. The OGC serves as the primary liaison with the courts and other legal entities. DOC's FOIA Office is a part of the OGC.

b. The Office of Strategic Communications:

Promotes formulation and implementation of sound correctional policy by developing and maintaining effective intragovernmental and intergovernmental relationships, expanding public awareness of DOC programs and activities, and fostering development of a positive agency image by engaging the media and external stakeholders in a timely, accurate, respectful and transparent manner.

c. The Office of Investigative Services (OIS):

1. Conducts administrative investigations concerning misconduct of DOC staff, volunteers, and contract employees for violations of DOC policy and/or D.C. Municipal Regulations (DCMR). Conducts criminal investigations of violations of the DC Criminal Code and the Federal Code by DOC inmates, staff, volunteers, and contractors. The OIS serves as the DOC's liaison with federal, state, county, and local law enforcement agencies to assist when criminal misconduct is identified.
2. Gathers intelligence concerning local, regional and national gang networks, maintains a register of both associates and active gang members in the custody of the DOC. Monitors gang violence in the community for possible correlation with retribution violence in the facility. Utilizes intelligence reports from local law enforcement databases to assist in investigations. Conducts bi-annual Personnel Security and Suitability Investigations of all agency employees and background clearance investigation of all persons who will have direct contact with inmates and any new applicants for employment. Investigates escapes, absconds, and all matters pertaining to allegations of sexual abuse or sexual misconduct in accordance with the 2003 Prison Rape Elimination Act (PREA).
3. The PREA Compliance office is located within the office of Investigative Services and ensures training on the Federal Prison Rape Elimination Act for all DOC employees; ensures compliance with USDOJ strict certification requirements to address sexual abuse. Monitors compliance at the CDF, Halfway Houses, and coordinates compliance reporting for the CTF.

d. The Office of the Deputy Director for Operations (ODDO):

The Deputy Director for Operations oversees the day-to-day operations that affect the safety, security and order of facilities. This includes inmates at the Central Detention and Correctional Treatment Facilities; as well as, arrestees who are supervised at the Central Cell Block. The Office of the Deputy Director for Operations consists of:

1. Warden: The Warden oversees the day to day operations for the DC Jail, the Inmate Transportation Unit and Central Cell Block.
 - i. Deputy Warden CDF: These include shift operations at the CDF including Inmate Reception Center operations.
 - ii. Deputy Warden CTF: These include shift operations at the CTF.

- iii. Deputy Warden for Administration: Oversees Community Corrections Administration; operations related to supervision of DOC inmates who are in halfway houses and supervise Inmate Work Squads who provide services in the community.
Litigation Support: Provides support in gathering documents to defend various inmate-initiated litigation.
Inmate Work Squads: Provides those in custody the opportunity to serve in community work squads and institutional work details.
- 2. Inmate Records Office: Processes and maintains all legal records for every individual committed to DOC custody.
- 3. Special Assistant to the Deputy Director – Supervises the Inmate Surveillance Center and Mailroom and supports the operation of the Deputy Director's office including special projects.

e. The Office of the Deputy Director for Programs and Case Management (DDPCM): The Deputy Director for Programs and Case Management oversees provision of programs and services that ensure a safe and humane environment and offers adjustment and rehabilitative opportunities to inmates in DOC custody. It oversees critical inmate records, as well as agency accreditation and compliance functions. The Office of the Deputy Director for Operations consists of:

- 1. Office of the Special Assistant to the Deputy Director of Operations: Supports the initiatives and activities of the Deputy Director.
- 2. Programs Manager: Oversees service provision for inmates in the following areas: Women's Programs and Religious & Volunteer Services.
- 3. Chief of Treatment and Community Services: Oversees the Residential Substance Abuse Treatment (RSAT) Program, Reentry Programs (Transition Assistance Program and Better and Beyond Program), Behavioral Health Unit and READY Center (previously Portal of Entry). Engages in strategic program development.
- 4. Inmate Grievance and Constituent Services Coordinator: Oversees resolution of the inmate grievance and information resolution complaint processes. Coordinates responses to concerned constituents who inquire about loved ones at DOC facilities.
- 5. Young Men Emerging Program Analyst: Provides support for day to day operation of the Young Men Emerging program for 18-24-year-old inmates receptive to pro-social positive change.

f. The Office of the Deputy Director for Professional Development & College and Career Readiness and Special Projects (DDPDCCR): The Deputy Director for Professional Development and College and Career Readiness and Special Projects oversees provision of education programs and services that support reentry to inmates in DOC custody; special projects that support the agency's expansion of rehabilitative programs for inmates; and, professional development for DOC staff.

- 1. Center for Professional Development and Learning: Core functions include providing Basic Correctional Training, Pre-Service, In-Service and specialized training for DOC's workforce including contractors and volunteers.
- 2. Inmate Education Programs: Core functions include provision of GED and Adult Basic Education; coordinating provision of Special Education provided by DCPS; coordination of provision of remedial and vocational certificate programs provided by the University of the District of Columbia; and, development and coordination of college programs for inmates.

3. University and College Programs: Core functions include enrolling and maintaining transcripts and records for individuals in DOC's custody who enroll and participate in University and College Programs both for credit and not-for-credit.
4. DOES Work-readiness Program: Provides coordination and support for the DOES Work-readiness program serving men and women at DOC and linking them to Project Empowerment services in the community upon release.

g. The Office of the Deputy Director for Administration (DDA):

The Deputy Director for Administration oversees ancillary functions that support direct line operations in the D.C. Department of Corrections focusing on the care and custody of inmates. The special assistant supports the office of the DDA and facilitates effective daily operation of DDA Divisions. The DDA provides required agency support in an efficient and effective manner. The DDA oversees daily operations for:

1. Strategic Planning and Analysis – Strategic Planning and Analysis's core functions are to provide strategic planning; manage and administer DOC performance measurement and reporting program; provide data, analysis and business cases, conduct assessment, surveys, and develop and provide forecasts within the context of business process; conduct or liaise on evaluations; and develop independent government estimates.
2. Human Resources Management - The Human Resource Management Division creates, encourages, and maintains an environment that supports, develops and sustains DC Department of Corrections employees. We do this by being a knowledgeable, approachable, professional resource in providing quality services in the areas of employee relations, labor relations, recruitment, and support services. We develop and communicate sound processes and procedures that balance the needs of employees and the needs of the DC Department of Corrections while ensuring compliance with federal and state law.
3. EEO & Diversity – EEO and Diversity's core functions are to support the agency's efforts to ensure compliance with EEO laws and support and promote diversity within its workforce.
4. Procurement – Procurement's core functions are to procure as efficiently as possible; provide continuous training and procurement education for staff and program managers; provide knowledgeable advice and guidance to program managers and staff; process documentation within reasonable timeframes; and maintain ethical business standards and full legal compliance.
5. Contract Administration – Contract Administration's core functions to serve as the liaison to the OCP Contracting Officer assigned to DOC; assist during the procurement planning and source selection phases of the contracting process; conducts monitoring of vendor performance, inspections and implementation of vendor corrective actions; observes, documents, and reports on the contractor's performance; verify vendor invoices for accuracy and payment; and establish and maintain contract files. Agency requisitioning is a core function of the Contract Administration Division.
6. Information Technology – Information Technology's core functions are network operations and support; systems administration and support; database administration and support; applications development and support; specialized systems operation and support; and IT helpdesk.
7. Engineering Services – Engineering Services' core functions are implementing projects over life-cycle to include planning, execution, and training phases; research, analyze, develop and evaluate technical proposals; support capital budget formulation; develop database reports (crystal reports) and run queries; and evaluate and provide recommendations on capital improvement, technical and operational efficiency proposals.
8. Facilities Maintenance – Provides maintenance for CDF, CTF. and other DOC facilities.

9. Support Services – This encompasses the operation of the Agency Warehouse and Fleet Management. Fleet Management's core functions are to manage scheduled maintenance of vehicles; manage GSA lease program; ensure vehicle reliability and readiness; maintain American Correctional Association standards and records; and manager fuel purchasing practices. The Agency Warehouse's core functions are to receive all goods and supplies and distribute these to agency requesters. It manages the agency supply chain.
10. Health Services Administration – Health Services Administration's core functions are to provide contract administration for the Unity Health Care contract; partner with custody and healthcare vendor for smooth provision of services, troubleshoot and assure comprehensive assessment of perspectives as needed; assess functionality of systems/programs and offer suggestions for quality improvement based on healthcare provision and cost-effectiveness; respond to questions regarding inmate health concerns (EOM, DOC leadership, custody, family, and legal teams); and tally numerous health systems data points.
11. Federal Billing Unit – Federal Billing's core functions are billing of fourteen (14) invoices for the housing and transportation of federal inmates; compilation and distribution of daily prisoner external medical escorts appointment list; reimbursement follow up on invoices; and multiple report verifications and system updates.
12. Grants Management Specialist – The grants management specialist coordinates with grant recipients and applicants to ensure that all grant related paperwork and reporting is completed in a timely and accurate manner.
13. Policy & Procedures – Policy and Procedures' core functions are to maintain and archive all policy and procedure documents; coordinate annual policy and procedure reviews; collate, consolidate and document responses for comments for policy; and maintain official records of the policy development and review process.

Compliance: Consists of:

- ACA Accreditation and Compliance – Maintains records and facilitate compliance with ACA accreditation standards and process; and, serves as the DOC point of contact for audits.
- Risk Management – Risk Management's core functions are to serve as liaison to the DC Office of Risk Management; develop comprehensive emergency response plans for DOC facilities; identify and develop mitigation strategies to address division/office/function specific risks; coordinate compliance with fire and safety laws and regulations; participate in HSEMA workgroups for DOC; and offer proactive risk management strategies.
- Fire and Safety Compliance – Ensures that all facilities comply with fire and safety codes and that all equipment are audited and inspected for compliance in a timely manner.
- Workers' Compensation Compliance – Ensures compliance with workers' compensation policy and practice.

b. Please provide a narrative explanation of any changes made during the previous year.

- The READY Center (Portal of Entry) Program Manager no longer reports to the Director. They now report to the Re-entry Program Manager in the Programs and Case Management Division.
- There are now four branches led by a Deputy Director:
 - The Deputy Director for Administration who oversees;
 - The compliance division consisting of ACA Accreditation and Compliance, Risk Management, Fire and Safety Compliance, and Workers' Compensation Compliance.
 - A Grants Management Specialist.
 - The Deputy Director for Operations:
 - No longer supervises Accreditation and Compliance.
 - Supervises the Inmate Records Office.
 - Supervises a Deputy Director for Administration who supervises Community Corrections Administration, Litigation Support and Inmate Work Squads.
 - The Major for Shared Services now reports to the Deputy Warden at the CDF.
 - Deputy Director for Programs and Case Management now supervises the Inmate Grievance Process, Constituent Services, Case Management, Re-entry Programs, and Inmate Programs including Young Men Emerging.
 - Inmate Grievances has expanded to also serve Constituents with Concerns and is now the Inmate Grievance and Constituent Services Division
 - The Chief of Treatment and Community Services oversees Re-entry, RSAT, Behavioral Health Unit (formerly Social Workers), and R.E.A.D.Y. Center (formerly Portal of Entry).
 - A Chief Case Manager, who supervises case management at both facilities, supports the Deputy Director for Programs and Case Management.
 - A Program Manager reports to the Deputy Director for Programs and Case Management and supervises Religious Services, Volunteer Programs, and the Women's Program.
 - A Program Analyst supervising Young Men Emerging (formerly Youthful Inmates Programs) now supports the Deputy Director for Programs and Case Management.
 - Inmate Records Office no longer reports to the CDF Programs Administrator but reports to the Deputy Director for Operations.
 - Deputy Director for Professional Development and College and Career Readiness and Special Projects now:
 - Supervises post-secondary education programs including Career and Technical Education programs, and University and College programs both for credit and not for credit.
 - Coordinates the provision of DOES provided Work-readiness Programs and DCPL provided Library Services.

2. Please provide a current Schedule A for the agency which identifies each position by program and activity codes, with the employee's name, title/position, salary, fringe benefits, and length of time with the agency. Please note the date that the information was collected. The Schedule A should also indicate if the position is continuing/term/temporary/contract or if it is vacant or frozen. Please separate salary and fringe and indicate whether the position must be filled to comply with federal or local law.

Below is the Schedule A for DOC. Positions without names are vacancies:

DEPARTMENT OF CORRECTIOS (FLO) FY 2019 SCHEDULE A (01/28/2019)

Agency	Fund Code	Activity	Activity Title	Posn Nbr	Name	Title	Grade	Step	Salary	Fringe	Hire Date	Vac Stat	FTE x Dist %	Reg/Temp/Term	Filled by Law Y/N	
FLO	0100	100F	AGENCY FINANCIAL OPERATIONS	00006144	Buchanan,Audrey G	BUDGET ANALYST		12	3	84,896	25,808	7/29/2013	F	1.00	CONTINUING	N
FLO	0100	100F	AGENCY FINANCIAL OPERATIONS	00006400	Temple,Eboni	BUDGET OFFICER		14	3	115,820	35,209	9/27/2004	F	1.00	CONTINUING	N
FLO	0100	100F	AGENCY FINANCIAL OPERATIONS	00007485	Henderson,Constance	ACCOUNTING TECH		9	10	69,036	20,987	3/19/2007	F	1.00	CONTINUING	N
FLO	0100	100F	AGENCY FINANCIAL OPERATIONS	00008246	Malone,Shavon M	PAYROLL TECH		7	3	47,472	14,431	10/30/2017	F	1.00	CONTINUING	N
FLO	0100	100F	AGENCY FINANCIAL OPERATIONS	00008788	Harris,Daniella L	Payroll Technician		7	6	52,098	15,838	2/6/2017	F	1.00	CONTINUING	N
FLO	0100	100F	AGENCY FINANCIAL OPERATIONS	00012401	Hudson-Beckham,Antoinette C	AGENCY FISCAL OFFICER		16	5	172,170	52,340	7/10/2005	F	1.00	CONTINUING	N
FLO	0100	100F	AGENCY FINANCIAL OPERATIONS	00012572	Nevers,Sherol L	ACCOUNTANT		9	9	67,323	20,466	6/16/2014	F	1.00	CONTINUING	N
FLO	0100	100F	AGENCY FINANCIAL OPERATIONS	00020633	Bey,Michael A	SENIOR BUDGET ANALYST		13	8	112,763	34,280	4/30/2018	F	1.00	CONTINUING	N
FLO	0100	100F	AGENCY FINANCIAL OPERATIONS	00027361	Summers,Jacqueline D	ACCOUNTS PAYABLE TECH		9	10	69,036	20,987	1/23/1989	F	1.00	CONTINUING	N
FLO	0100	100F	AGENCY FINANCIAL OPERATIONS	00029045	Staats,Daryl	Financial Manager		14	10	140,234	42,631	2/22/2000	F	1.00	CONTINUING	N
FLO	0100	100F	AGENCY FINANCIAL OPERATIONS	00073147	Kamara,Delwyn R	BUDGET ANALYST		12	10	102,262	31,088	9/8/2014	F	1.00	CONTINUING	N
FLO	0100	100F	AGENCY FINANCIAL OPERATIONS	00091053	Felder,Rena M	SENIOR ACCOUNTANT		13	7	109,810	33,382	1/26/2004	F	1.00	CONTINUING	N
FLO	0100	100F	AGENCY FINANCIAL OPERATIONS	00091194	Jobir,Tagay T	ACCOUNTANT		9	2	55,333	16,821	5/30/2017	F	1.00	CONTINUING	N
FLO	0100	100F	AGENCY FINANCIAL OPERATIONS	00005935		CONTROLLER		16	1	152,640	46,403		V	1.00	CONTINUING	N
FLO	0100	1110	EXECUTIVE DIRECTION AND SUPPORT	00000895	Richards,Valerie	OPERATIONS RESEARCH ANALYST		14	4	110,308	33,534	8/24/2015	F	1.00	CONTINUING	N
FLO	0100	1110	EXECUTIVE DIRECTION AND SUPPORT	00004200	Patten,Wanda R	Deputy Director for Operations		16	0	171,645	52,180	12/4/1998	F	1.00	CONTINUING	N
FLO	0100	1110	EXECUTIVE DIRECTION AND SUPPORT	00008406	Barnett,Shawnnell T	Attorney Advisor		12	4	90,985	27,659	3/5/2018	F	1.00	Term	N
FLO	0100	1110	EXECUTIVE DIRECTION AND SUPPORT	00008951	Warner-Mackall,Joyce D	LEGAL INSTRUMENTS EXAMINER		8	9	66,154	20,111	12/7/2007	F	1.00	CONTINUING	N
FLO	0100	1110	EXECUTIVE DIRECTION AND SUPPORT	00009374	Thomas,Sallie D	ADMIN SPEC		13	10	109,710	33,352	5/22/2000	F	1.00	CONTINUING	N
FLO	0100	1110	EXECUTIVE DIRECTION AND SUPPORT	00010339	Johnson Soares,Jacqueline	Management Liaison Specialist		12	7	87,664	26,650	1/13/2014	F	1.00	CONTINUING	N
FLO	0100	1110	EXECUTIVE DIRECTION AND SUPPORT	00015549	Alda,Erik	OPERATIONS RESEARCH ANALYST		14	4	110,308	33,534	8/20/2018	F	1.00	CONTINUING	N
FLO	0100	1110	EXECUTIVE DIRECTION AND SUPPORT	00015956	Frye Jr.,George	LEGAL INSTRUMENTS EXAMINER		8	10	67,812	20,615	3/9/1992	F	1.00	CONTINUING	N
FLO	0100	1110	EXECUTIVE DIRECTION AND SUPPORT	00016858	Tolliver,Denise L	Supervisory Public Affairs Spc		14	0	125,641	38,195	10/16/2017	F	1.00	CONTINUING	N
FLO	0100	1110	EXECUTIVE DIRECTION AND SUPPORT	00023294	Weaver,Eric	Program Analyst		12	4	80,785	24,559	3/20/2017	F	1.00	CONTINUING	N
FLO	0100	1110	EXECUTIVE DIRECTION AND SUPPORT	00025836	Cromer,Stella R	CORRECTIONAL PROGRAM SPECIALIS		11	9	83,945	25,519	6/26/1986	F	1.00	CONTINUING	N
FLO	0100	1110	EXECUTIVE DIRECTION AND SUPPORT	00027722	McKinley,Ann M	Staff Assistant		11	5	67,407	20,492	12/3/2007	F	1.00	CONTINUING	N
FLO	0100	1110	EXECUTIVE DIRECTION AND SUPPORT	00029056	Stewart-Ponder,Gitana Y	Deputy Director of Management		16	0	171,645	52,180	1/12/2015	F	1.00	CONTINUING	N
FLO	0100	1110	EXECUTIVE DIRECTION AND SUPPORT	00032821	Davenport,Michelle	Contract Administrator		12	8	89,957	27,347	10/3/1982	F	1.00	CONTINUING	N
FLO	0100	1110	EXECUTIVE DIRECTION AND SUPPORT	00039573	Obebe,Oluwasegun G	Records Info and Privacy Ofc		14	8	123,200	37,453	2/14/2011	F	1.00	CONTINUING	N
FLO	0100	1110	EXECUTIVE DIRECTION AND SUPPORT	00042000	Amato,Maria Claudia t	SUPERVISOR ATTORNEY ADVISOR		2	0	190,398	57,881	3/2/1992	F	1.00	CONTINUING	N
FLO	0100	1110	EXECUTIVE DIRECTION AND SUPPORT	00042407	Johnson,La'Shan S	CORRECTIONAL PROGRAM SPECIALIS		11	9	83,945	25,519	6/25/1991	F	1.00	CONTINUING	N
FLO	0100	1110	EXECUTIVE DIRECTION AND SUPPORT	00042438	Payne,Monecia L	LEGAL INSTRUMENTS EXAMINER		8	8	64,496	19,607	8/20/2007	F	1.00	CONTINUING	N
FLO	0100	1110	EXECUTIVE DIRECTION AND SUPPORT	00042442	Baker,Michelle Lawan	Clerical Assistant		7	10	58,267	17,713	11/18/1992	F	1.00	CONTINUING	N
FLO	0100	1110	EXECUTIVE DIRECTION AND SUPPORT	00042449	Samuels,Tesha F	LEGAL INSTRUMENTS EXAMINER		8	7	62,838	19,103	7/8/2007	F	1.00	CONTINUING	N
FLO	0100	1110	EXECUTIVE DIRECTION AND SUPPORT	00045846	Washington,Kimberly	Staff Assistant		9	5	55,910	16,997	2/10/2014	F	1.00	CONTINUING	N
FLO	0100	1110	EXECUTIVE DIRECTION AND SUPPORT	00046257	Booth,Quincy L	Dir., Dept. of Corrections	ES		0	189,194	57,515	10/4/2004	F	1.00	CONTINUING	N
FLO	0100	1110	EXECUTIVE DIRECTION AND SUPPORT	00071674	Pflaum,Mark	OPERATIONS RESEARCH ANALYST		14	6	116,754	35,493	5/10/2010	F	1.00	CONTINUING	N
FLO	0100	1110	EXECUTIVE DIRECTION AND SUPPORT	00077731	Robinson,Nigel	IT Specialist		11	2	66,679	20,270	5/1/2017	F	1.00	CONTINUING	N
FLO	0100	1110	EXECUTIVE DIRECTION AND SUPPORT	00082639	Gittens,Tamika	Public Affairs Specialist		13	3	90,607	27,545	10/31/2016	F	1.00	CONTINUING	N
FLO	0100	1110	EXECUTIVE DIRECTION AND SUPPORT	00090638	Simmons,Tiffany	Program Analyst		12	10	94,543	28,741	4/30/2018	F	1.00	CONTINUING	N
FLO	0100	1110	EXECUTIVE DIRECTION AND SUPPORT	00096977	Whitfield,Amy	Program Analyst		12	4	80,785	24,559	1/22/2018	F	1.00	CONTINUING	N
FLO	0100	1110	EXECUTIVE DIRECTION AND SUPPORT	00001024		CLERICAL ASSISTANT		7	1	44,389	13,494		V	1.00	CONTINUING	N
FLO	0100	1110	EXECUTIVE DIRECTION AND SUPPORT	00045799		Correctional Treatment Spec (R		12	0	79,449	24,152		V	1.00	CONTINUING	N
FLO	0100	1110	EXECUTIVE DIRECTION AND SUPPORT	00046339		Supv Correctional Pgm Spec/FBU		12	0	95,003	28,881		V	1.00	CONTINUING	N
FLO	0100	1110	EXECUTIVE DIRECTION AND SUPPORT	00051242		Program Manager		14	0	125,642	38,195		V	1.00	CONTINUING	N
FLO	0100	1110	EXECUTIVE DIRECTION AND SUPPORT	00097123		PROGRAM ANALYST		13	0	85,149	25,885		V	1.00	CONTINUING	N
FLO	0100	1120	HUMAN RESOURCES MANAGEMENT	00001865	Armstrong,Lurendy W	Management Liaison Specialist		13	9	106,981	32,522	7/2/2012	F	1.00	CONTINUING	N
FLO	0100	1120	HUMAN RESOURCES MANAGEMENT	00008969	Richardson,JW Braddock	Correctional Program Specialis		13	8	104,252	31,693	3/28/2009	F	1.00	CONTINUING	N
FLO	0100	1120	HUMAN RESOURCES MANAGEMENT	00009306	Sanders,Marian	Clerical Assistant		6	10	52,622	15,997	1/27/1985	F	1.00	CONTINUING	N
FLO	0100	1120	HUMAN RESOURCES MANAGEMENT	00016339	Jones,Ervin Linnell	Training Specialist		11	2	61,647	18,741	8/25/2014	F	1.00	CONTINUING	N
FLO	0100	1120	HUMAN RESOURCES MANAGEMENT	00021749	Washington,Debra L	MANAGEMENT ANALYST		11	10	77,007	23,410	10/28/1984	F	1.00	CONTINUING	N
FLO	0100	1120	HUMAN RESOURCES MANAGEMENT	00026639	Johnson,Paulette S	LABOR RELATIONS & WORKFORCE		13	10	109,710	33,352	6/20/2011	F	1.00	CONTINUING	N
FLO	0100	1120	HUMAN RESOURCES MANAGEMENT	00026804	Shell,Denise A	Human Resources Officer II		14	0	125,642	38,195	1/18/2011	F	1.00	CONTINUING	N
FLO	0100	1120	HUMAN RESOURCES MANAGEMENT	00035964	Martin,Tecora D	Equal Employment Specialist		13	7	101,523	30,863	3/24/2003	F	1.00	CONTINUING	N
FLO	0100	1120	HUMAN RESOURCES MANAGEMENT	00037792	Mundell,Sherris	TRAINING MGR		13	0	93,760	28,503	1/25/2016	F	1.00	CONTINUING	N
FLO	0100	1120	HUMAN RESOURCES MANAGEMENT	00042454	Savage,Cortney	Training Specialist		11	5	67,407	20,492	1/9/2017	F	1.00	CONTINUING	N
FLO	0100	1120	HUMAN RESOURCES MANAGEMENT	00042466	Harvey,Tifny N	Case Manager		9	7	67,577	20,543	7/6/2009	F	1.00	CONTINUING	N
FLO	0100	1120	HUMAN RESOURCES MANAGEMENT	00045504	Lundy,Harry L	TRAINING SPECIALIST		12	8	89,957	27,347	10/15/2007	F	1.00	CONTINUING	N
FLO	0100	1120	HUMAN RESOURCES MANAGEMENT	00045506	Barr Jr.,Willie J.	TRAINING SPECIALIST		12	8	89,957	27,347	10/29/2007	F	1.00	CONTINUING	N

Agency	Fund Code	Activity	Activity Title	Posn Nbr	Name	Title	Grade	Step	Salary	Fringe	Hire Date	Vac Stat	FTE x Dist %	Reg/Temp/Term	Law Y/N
FLO	0100	1120	HUMAN RESOURCES MANAGEMENT	00045507	Dixon,Kent D	TRAINING SPECIALIST	12	7	87,664	26,650	10/20/2010	F	1.00	CONTINUING	N
FLO	0100	1120	HUMAN RESOURCES MANAGEMENT	00045802	Browne Holston,Rita E	Management Liaison Asst.	8	10	57,992	17,630	7/13/2008	F	1.00	CONTINUING	N
FLO	0100	1120	HUMAN RESOURCES MANAGEMENT	00075397	Taylor Jones,Rosetta	Management Liaison Specialist	12	5	83,078	25,256	7/2/2012	F	1.00	CONTINUING	N
FLO	0100	1120	HUMAN RESOURCES MANAGEMENT	00087501	Smith,Tanisha S.	CORRECTIONAL OFFICER	7	2	52,118	15,844	6/12/2017	F	1.00	CONTINUING	N
FLO	0100	1120	HUMAN RESOURCES MANAGEMENT	00097271	Williams,Rasheeda D.	Clerical Assistant	6	4	44,246	13,451	12/10/2018	F	1.00	Temp	N
FLO	0100	1120	HUMAN RESOURCES MANAGEMENT	00008815		Management Liaison Specialist	13	1	85,149	25,885		V	1.00	CONTINUING	N
FLO	0100	1120	HUMAN RESOURCES MANAGEMENT	00045800		Management Liaison Asst.	8	0	45,068	13,701		V	1.00	CONTINUING	N
FLO	0100	1130	MANAGEMENT CONTROL	00004489	Jones,Maury G	Investigator	11	5	67,407	20,492	12/12/2016	F	1.00	CONTINUING	N
FLO	0100	1130	MANAGEMENT CONTROL	00007361	Hammond,Kevin L.	Supv Criminal Investigator (IA	13	0	91,045	27,678	10/2/2017	F	1.00	CONTINUING	N
FLO	0100	1130	MANAGEMENT CONTROL	00010436	Townes,Desiree E	Program Manager	13	0	127,462	38,749	8/17/2015	F	1.00	CONTINUING	N
FLO	0100	1130	MANAGEMENT CONTROL	00011760	Thomas,Lynnita K	CSC Supervisor	13	0	127,462	38,748	11/4/2013	F	1.00	CONTINUING	N
FLO	0100	1130	MANAGEMENT CONTROL	00025209	Ekwonna,Harrison	SUPV CORRECTIONAL OFFICER	11	0	83,062	25,251	6/20/1996	F	1.00	CONTINUING	N
FLO	0100	1130	MANAGEMENT CONTROL	00029051	Collins,Benjamin C	Supv Criminal Investigator (IA	14	0	110,313	33,535	2/7/1995	F	1.00	CONTINUING	N
FLO	0100	1130	MANAGEMENT CONTROL	00029139	Williams,Monica	Management and Program Analyst	11	5	67,407	20,492	6/30/2014	F	1.00	CONTINUING	N
FLO	0100	1130	MANAGEMENT CONTROL	00032650	Robertson,Gloria J	Audit and Compliance Manager	14	0	104,700	31,829	10/15/2013	F	1.00	CONTINUING	N
FLO	0100	1130	MANAGEMENT CONTROL	00034291	Mills,Maggie J.	Management and Program Analyst	11	5	67,407	20,492	2/1/2017	F	1.00	CONTINUING	N
FLO	0100	1130	MANAGEMENT CONTROL	00034994	King,Shanita Michelle	Clerical Assistant (OA)	5	10	47,484	14,435	3/5/2007	F	1.00	CONTINUING	N
FLO	0100	1130	MANAGEMENT CONTROL	00042405	Mcdonald Haynes,Ellen V	SUPV CORRECTIONAL OFFICER	12	0	86,296	26,234	3/25/1991	F	1.00	CONTINUING	N
FLO	0100	1130	MANAGEMENT CONTROL	00042652	Dompierre,Mulet	SUPV CORRECTIONAL OFFICER	12	0	82,088	24,955	1/11/2016	F	1.00	CONTINUING	N
FLO	0100	1130	MANAGEMENT CONTROL	00043987	Dupar,Darnell	CRIMINAL INVEST	12	7	87,664	26,650	6/29/1992	F	1.00	CONTINUING	N
FLO	0100	1130	MANAGEMENT CONTROL	00075398	Ogunshakin,Edson A	Risk Management Specialist	13	10	109,710	33,352	7/31/2006	F	1.00	CONTINUING	N
FLO	0100	1130	MANAGEMENT CONTROL	00078360	Weaver,Zachary Dion	Program Analyst	14	5	113,531	34,513	10/2/2009	F	1.00	CONTINUING	N
FLO	0100	1130	MANAGEMENT CONTROL	00088650	Williams,Cynthia	Investigator	11	10	77,007	23,410	2/26/1990	F	1.00	CONTINUING	N
FLO	0100	1130	MANAGEMENT CONTROL	00088651	Hobbs,Jimmy R	Investigator	11	10	77,007	23,410	9/9/1993	F	1.00	CONTINUING	N
FLO	0100	1130	MANAGEMENT CONTROL	00088652	Hill,Joseph H	Investigator	11	8	73,167	22,243	10/26/2009	F	1.00	CONTINUING	N
FLO	0100	1130	MANAGEMENT CONTROL	00088653	Blackmon,Keena P.	Management and Program Analyst	12	10	94,543	28,741	6/26/2017	F	1.00	CONTINUING	N
FLO	0100	1130	MANAGEMENT CONTROL	00090859	Foreman,Gary	CRIMINAL INVEST	12	3	78,492	23,862	3/9/2015	F	1.00	CONTINUING	N
FLO	0100	1130	MANAGEMENT CONTROL	00097113	Palmer,Tyler	Public Affairs Specialist	9	4	54,325	16,515	12/27/2016	F	1.00	CONTINUING	N
FLO	0100	1130	MANAGEMENT CONTROL	00022113		SUPV CRIMINAL INVEST	13	0	109,254	33,213		V	1.00	CONTINUING	N
FLO	0100	1130	MANAGEMENT CONTROL	00097004		Program Manager	15	0	139,462	42,396		V	1.00	CONTINUING	N
FLO	0100	1145	TECHNOLOGY SUPPORT	00002735	Hsu,Peilung	Supervisory IT Specialist	14	0	138,910	42,229	10/23/2000	F	1.00	CONTINUING	N
FLO	0100	1145	TECHNOLOGY SUPPORT	00003711	Bias,Marcus	CORRECTIONAL OFFICER	6	1	47,575	14,463	3/5/2018	F	1.00	CONTINUING	N
FLO	0100	1145	TECHNOLOGY SUPPORT	00005538	Suthar,Tejash Hemantkumar	Supervisory General Engineer	15	0	139,461	42,396	6/10/2007	F	1.00	CONTINUING	N
FLO	0100	1145	TECHNOLOGY SUPPORT	00013628	Nagori,Binit V	INDUSTRIAL ENGINEER	14	7	119,977	36,473	5/20/2013	F	1.00	CONTINUING	N
FLO	0100	1145	TECHNOLOGY SUPPORT	00023423	Lusk,Stravos K	IT Specialist	11	1	64,603	19,639	9/24/2012	F	1.00	CONTINUING	N
FLO	0100	1145	TECHNOLOGY SUPPORT	00032420	Wang,Xusheng	IT Spec (Application Software)	13	10	118,670	36,076	11/30/2015	F	1.00	CONTINUING	N
FLO	0100	1145	TECHNOLOGY SUPPORT	00071654	Guess,Eric Andrew	Information Technology Spec.	12	2	82,412	25,053	5/10/2010	F	1.00	CONTINUING	N
FLO	0100	1145	TECHNOLOGY SUPPORT	00071656	Shivamallu,Rohit	Industrial Engineer	13	5	96,065	29,204	12/2/2013	F	1.00	CONTINUING	N
FLO	0100	1145	TECHNOLOGY SUPPORT	00071658	McCloskey,Karen	IT Spec. Database Mgmt.)	14	8	133,256	40,510	2/11/2013	F	1.00	CONTINUING	N
FLO	0100	1145	TECHNOLOGY SUPPORT	00071660	Lisonge,William N	CORRECTIONAL OFFICER	6	2	48,837	14,846	5/1/2017	F	1.00	CONTINUING	N
FLO	0100	1145	TECHNOLOGY SUPPORT	00071661	Ramirez,Michel O	IT Specialist (Network)	14	4	119,308	36,270	5/10/2010	F	1.00	CONTINUING	N
FLO	0100	1145	TECHNOLOGY SUPPORT	00071662	Mittal,Manish	IT Specialist (Applic. Softwar	14	5	122,795	37,330	7/19/2010	F	1.00	CONTINUING	N
FLO	0100	1145	TECHNOLOGY SUPPORT	00071687	Rehani,Rajiv	IT Specialist (Network)	14	7	129,769	39,450	7/19/2010	F	1.00	CONTINUING	N
FLO	0100	1145	TECHNOLOGY SUPPORT	00071692	Harris,Tasheanna T	Information Technology Spec.	12	8	97,304	29,580	6/7/2010	F	1.00	CONTINUING	N
FLO	0100	1145	TECHNOLOGY SUPPORT	00035374		Information Technology Spec.	12	1	79,930	24,299		V	1.00	CONTINUING	N
FLO	0100	1145	TECHNOLOGY SUPPORT	00071355		Info. Tech. Spec. (Network)	12	0	79,930	24,299		V	1.00	CONTINUING	N
FLO	0100	1150	AGENCY OPERATIONS SUPPORT	00007327	Allen Jr.,William W	Support Services Specialist	11	8	73,167	22,243	9/5/2006	F	1.00	CONTINUING	N
FLO	0100	1150	AGENCY OPERATIONS SUPPORT	00009501	Rogers,Tonya M	CORRECTIONAL OFFICER	8	6	63,796	19,394	2/1/2010	F	1.00	CONTINUING	N
FLO	0100	1150	AGENCY OPERATIONS SUPPORT	00023018	Fortune,Andre B	CORRECTIONAL OFFICER	8	10	70,124	21,318	7/2/1991	F	1.00	CONTINUING	N
FLO	0100	1150	AGENCY OPERATIONS SUPPORT	00026315	Nelson Jr.,Dennis B	MATERIALS HANDLER	4	10	51,646	15,701	7/4/1988	F	1.00	CONTINUING	N
FLO	0100	1150	AGENCY OPERATIONS SUPPORT	00033118	Phetphongsy,Outhong M	Supvy Contract Administrator	14	0	113,000	34,352	10/7/2013	F	1.00	CONTINUING	N
FLO	0100	1150	AGENCY OPERATIONS SUPPORT	00082340	Lample,George W	Support Services Supervisor	13	0	109,253	33,213	10/7/2013	F	1.00	CONTINUING	N
FLO	0100	1160	FACILITY SERVICES	00001790	Adebisi,Adedeji	LEAD CORRECTIONAL OFC	9	3	65,009	19,763	4/8/2013	F	1.00	CONTINUING	N
FLO	0100	1160	FACILITY SERVICES	00002128	White,Charles T	CORRECTIONAL OFFICER	8	5	62,214	18,913	9/24/2012	F	1.00	CONTINUING	N
FLO	0100	1160	FACILITY SERVICES	00002340	Murphy Sr.,Donald F	Electrician Foreman	10	10	76,544	23,269	7/31/2009	F	1.00	CONTINUING	N

Agency	Fund Code	Activity	Activity Title	Posn Nbr	Name	Title	Grade	Step	Salary	Fringe	Hire Date	Vac Stat	FTE x Dist %	Reg/Temp/Term	Filled by Law Y/N
FLO	0100	1160	FACILITY SERVICES	00006749	Shields,Donte T	PIPEFITTER	9	9	67,350	20,475	7/28/2009	F	1.00	CONTINUING	N
FLO	0100	1160	FACILITY SERVICES	00009161	Stallard,Gregory L	Plumber/Pipefitter Foreman	10	10	76,544	23,269	7/31/2009	F	1.00	CONTINUING	N
FLO	0100	1160	FACILITY SERVICES	00009687	Resper,George A	PAINTER	8	7	60,590	18,419	10/13/2009	F	1.00	CONTINUING	N
FLO	0100	1160	FACILITY SERVICES	00009759	Singletary,Thaddeus	Maintenance Mechanic	9	4	58,198	17,692	1/8/2018	F	1.00	CONTINUING	N
FLO	0100	1160	FACILITY SERVICES	00010016	Rose,Marsha A	CORRECTIONAL OFFICER	8	10	70,124	21,318	10/1/1984	F	1.00	CONTINUING	N
FLO	0100	1160	FACILITY SERVICES	00010246	Nyemah,Tealar	CORRECTIONAL OFFICER	6	2	48,837	14,846	8/7/2017	F	1.00	CONTINUING	N
FLO	0100	1160	FACILITY SERVICES	00011506	Bray Jr.,Melvin A.	Masonry Worker	8	5	57,138	17,370	12/30/2013	F	1.00	CONTINUING	N
FLO	0100	1160	FACILITY SERVICES	00012150	Lacy,Bobby J	Supvy Facility Opr Spec	14	0	120,819	36,729	3/3/2008	F	1.00	CONTINUING	N
FLO	0100	1160	FACILITY SERVICES	00014771	Salazar,Raul A	AC Equipment Mechanic	9	8	65,520	19,918	5/10/2010	F	1.00	CONTINUING	N
FLO	0100	1160	FACILITY SERVICES	00015388	Watts,Jeffrey G	Door Systems Mechanic	9	10	69,181	21,031	2/1/2010	F	1.00	CONTINUING	N
FLO	0100	1160	FACILITY SERVICES	00016098	Burnett,Tabbitha Aleen	Education Program Specialist	12	1	73,906	22,467	5/29/2018	F	1.00	CONTINUING	N
FLO	0100	1160	FACILITY SERVICES	00016219	Lyons,Christopher P.	Locksmith	9	10	69,181	21,031	7/28/2009	F	1.00	CONTINUING	N
FLO	0100	1160	FACILITY SERVICES	00018036	Beymun,Alfred L	Maintenance Mechanic	9	10	69,181	21,031	7/20/1987	F	1.00	CONTINUING	N
FLO	0100	1160	FACILITY SERVICES	00019206	Saunders,Necole K	CORRECTIONAL OFFICER - LEAD	9	5	68,501	20,824	8/30/2010	F	1.00	CONTINUING	N
FLO	0100	1160	FACILITY SERVICES	00019717	Elerian,Taiseer	Electrician	9	7	63,690	19,362	6/18/2012	F	1.00	CONTINUING	N
FLO	0100	1160	FACILITY SERVICES	00022749	Best,Dennis J	CORRECTIONAL OFFICER	8	10	70,124	21,318	7/22/1987	F	1.00	CONTINUING	N
FLO	0100	1160	FACILITY SERVICES	00025775	Roots,Darrell L	CORRECTIONAL OFFICER	8	10	70,124	21,318	6/6/1988	F	1.00	CONTINUING	N
FLO	0100	1160	FACILITY SERVICES	00026116	Johnson, Walter R	AC Equip. Mechanic Foreman	10	10	76,544	23,269	9/21/2009	F	1.00	CONTINUING	N
FLO	0100	1160	FACILITY SERVICES	00027699	Wade,Alvin	Welder	9	7	63,690	19,362	4/12/1991	F	1.00	CONTINUING	N
FLO	0100	1160	FACILITY SERVICES	00032413	Taylor,Dwayne D	CORRECTIONAL OFFICER	8	10	70,124	21,318	7/17/1997	F	1.00	CONTINUING	N
FLO	0100	1160	FACILITY SERVICES	00033312	Murray,Reynold S	CORRECTIONAL OFFICER	8	10	70,124	21,318	7/31/1993	F	1.00	CONTINUING	N
FLO	0100	1160	FACILITY SERVICES	00033401	Makins,Carlette	CORRECTIONAL OFFICER	8	10	70,124	21,318	2/10/1994	F	1.00	CONTINUING	N
FLO	0100	1160	FACILITY SERVICES	00033768	Hinton,Lowanda	CORRECTIONAL OFFICER	8	10	70,124	21,318	1/30/2012	F	1.00	CONTINUING	N
FLO	0100	1160	FACILITY SERVICES	00035212	Dailey,Brian L.	Electronics Mechanic	10	5	63,128	19,191	7/29/2013	F	1.00	CONTINUING	N
FLO	0100	1160	FACILITY SERVICES	00036062	Wiggins,Mallie L	Plumber/Pipefitter	9	10	69,181	21,031	11/23/2009	F	1.00	CONTINUING	N
FLO	0100	1160	FACILITY SERVICES	00044237	Newman II,James R	Plumber/Pipefitter	9	6	61,859	18,805	4/23/2012	F	1.00	CONTINUING	N
FLO	0100	1160	FACILITY SERVICES	00044239	Hammond,David L	Electrician	9	6	61,859	18,805	10/21/2013	F	1.00	CONTINUING	N
FLO	0100	1160	FACILITY SERVICES	00091162	Boyd,Gwendolyn	Staff Assistant	11	6	69,327	21,075	8/2/2010	F	1.00	CONTINUING	N
FLO	0100	1160	FACILITY SERVICES	00008209		SUPV CORRECTIONAL OFFICER	11	1	80,512	24,476		V	1.00	CONTINUING	N
FLO	0100	1160	FACILITY SERVICES	00042447		Computerized Maintenance Syste	9	0	53,620	16,300		V	1.00	CONTINUING	N
FLO	0100	1160	FACILITY SERVICES	00044425		Program Analyst	9	0	49,570	15,069		V	1.00	CONTINUING	N
FLO	0100	1160	FACILITY SERVICES	00087487		Supervisory Equal Opportunity	14	0	100,639	30,594		V	1.00	CONTINUING	N
FLO	0100	2510	INMATE PERSONAL SERVICES	00002940	Fountain,Keith O	CORRECTIONAL OFFICER - LEAD	9	10	77,231	23,478	6/17/1991	F	1.00	CONTINUING	N
FLO	0100	2510	INMATE PERSONAL SERVICES	00004472	Spicer,Cordell	MAIL CLERK	5	4	39,930	12,139	10/1/2018	F	1.00	CONTINUING	N
FLO	0100	2510	INMATE PERSONAL SERVICES	00006948	Jameson,Carl W	CORRECTIONAL OFFICER	8	10	70,124	21,318	11/9/1987	F	1.00	CONTINUING	N
FLO	0100	2510	INMATE PERSONAL SERVICES	00009570	Brooks,Brenda M	CORRECTIONAL OFFICER	8	9	68,542	20,837	8/15/2011	F	1.00	CONTINUING	N
FLO	0100	2510	INMATE PERSONAL SERVICES	00010019	Mbarah,Chidiebere H	CORRECTIONAL OFFICER	8	2	57,468	17,470	5/4/2015	F	1.00	CONTINUING	N
FLO	0100	2510	INMATE PERSONAL SERVICES	00010113	Long Jr.,John W	CORRECTIONAL OFFICER	8	10	70,124	21,318	3/25/1990	F	1.00	CONTINUING	N
FLO	0100	2510	INMATE PERSONAL SERVICES	00010327	Lewis,Julian B	CORRECTIONAL OFFICER	8	7	65,378	19,875	3/5/2007	F	1.00	CONTINUING	N
FLO	0100	2510	INMATE PERSONAL SERVICES	00011225	Hudson,Arnold E	CORRECTIONAL OFFICER	8	10	70,124	21,318	3/25/1991	F	1.00	CONTINUING	N
FLO	0100	2510	INMATE PERSONAL SERVICES	00016231	Johnson-Dunklin,Kashonda L	Contract Administrator	12	4	80,785	24,559	4/28/2008	F	1.00	CONTINUING	N
FLO	0100	2510	INMATE PERSONAL SERVICES	00016744	Walker,Glenard V	CORRECTIONAL OFFICER	8	10	70,124	21,318	11/13/1986	F	1.00	CONTINUING	N
FLO	0100	2510	INMATE PERSONAL SERVICES	00017103	Ray,Deborah J	CORRECTIONAL OFFICER	8	7	65,378	19,875	9/24/2007	F	1.00	CONTINUING	N
FLO	0100	2510	INMATE PERSONAL SERVICES	00017131	Archer,Ron W	CORRECTIONAL OFFICER	8	10	70,124	21,318	5/7/1990	F	1.00	CONTINUING	N
FLO	0100	2510	INMATE PERSONAL SERVICES	00020972	HALL,ROSALYN	CORRECTIONAL OFFICER	8	5	62,214	18,913	1/14/2013	F	1.00	CONTINUING	N
FLO	0100	2510	INMATE PERSONAL SERVICES	00023071	Scott,Kelsey	MAIL CLERK	5	4	39,930	12,139	10/1/2018	F	1.00	CONTINUING	N
FLO	0100	2510	INMATE PERSONAL SERVICES	00025126	Allen,Bobby D	MAIL CLERK	5	8	53,039	16,124	8/22/2005	F	1.00	CONTINUING	N
FLO	0100	2510	INMATE PERSONAL SERVICES	00026476	Alaguitouni,Abdou	CORRECTIONAL OFFICER	7	2	52,118	15,844	5/1/2017	F	1.00	CONTINUING	N
FLO	0100	2510	INMATE PERSONAL SERVICES	00026558	Savoy,Sherry L	CORRECTIONAL OFFICER - LEAD	9	10	77,231	23,478	3/28/1987	F	1.00	CONTINUING	N
FLO	0100	2510	INMATE PERSONAL SERVICES	00029132	Marierose,Alicia M	CLERICAL ASSISTANT	5	9	46,225	14,052	3/5/2007	F	1.00	CONTINUING	N
FLO	0100	2510	INMATE PERSONAL SERVICES	00032967	Shand,Leroy A	LEAD CORRECTIONAL OFC	9	10	77,231	23,478	3/28/1988	F	1.00	CONTINUING	N
FLO	0100	2510	INMATE PERSONAL SERVICES	00083429	Johnson,Jiles	CORRECTIONAL OFFICER - LEAD	9	10	77,231	23,478	2/10/2011	F	1.00	CONTINUING	N
FLO	0100	2520	INMATE ADJUSTMENT/DEVELOPMENTAL SUPPORT	00000759	Vactor,Elbonny S	Case Manager	11	3	70,715	21,497	1/12/2016	F	1.00	CONTINUING	N
FLO	0100	2520	INMATE ADJUSTMENT/DEVELOPMENTAL SUPPORT	00001696	Adesuyi,Adebayo	CORRECTIONAL OFFICER	6	1	47,575	14,463	11/13/2018	F	1.00	CONTINUING	N
FLO	0100	2520	INMATE ADJUSTMENT/DEVELOPMENTAL SUPPORT	00002847	Moon,Jibri	Security Guard	5	5	38,081	11,577	12/17/2012	F	1.00	CONTINUING	N
FLO	0100	2520	INMATE ADJUSTMENT/DEVELOPMENTAL SUPPORT	00003253	Queen,Patrick	CORRECTIONAL OFFICER	8	5	62,214	18,913	4/8/2013	F	1.00	CONTINUING	N
FLO	0100	2520	INMATE ADJUSTMENT/DEVELOPMENTAL SUPPORT	00004649	Washington Weaver,Linda E	Correctional Treatment Spec (R	12	5	90,045	27,374	10/6/2014	F	1.00	CONTINUING	N
FLO	0100	2520	INMATE ADJUSTMENT/DEVELOPMENTAL SUPPORT	00004693	Myrick Jr.,John J.	Case Manager	11	7	79,535	24,179	3/5/2007	F	1.00	CONTINUING	N
FLO	0100	2520	INMATE ADJUSTMENT/DEVELOPMENTAL SUPPORT	00006042	Reavis Tyler,Bridget A	Case Manager	11	10	86,150	26,190	8/4/1984	F	1.00	CONTINUING	N
FLO	0100	2520	INMATE ADJUSTMENT/DEVELOPMENTAL SUPPORT	00006940	Patten,Sabrina	Clerical Assistant	7	4	49,015	14,901	3/23/2015	F	1.00	CONTINUING	N
FLO	0100	2520	INMATE ADJUSTMENT/DEVELOPMENTAL SUPPORT	00007715	Denton,Cuthbert D	Case Manager	11	10	86,150	26,190	5/26/1986	F	1.00	CONTINUING	N
FLO	0100	2520	INMATE ADJUSTMENT/DEVELOPMENTAL SUPPORT	00008631	Olawoyin,Olakunle	CORRECTIONAL OFFICER	7	2	52,118	15,844	7/25/2016	F	1.00	CONTINUING	N
FLO	0100	2520	INMATE ADJUSTMENT/DEVELOPMENTAL SUPPORT	00009116	Barayor,Kenneth	Case Manager	9	5	63,921	19,432	6/12/2017	F	1.00	CONTINUING	N
FLO	0100	2520	INMATE ADJUSTMENT/DEVELOPMENTAL SUPPORT	00009199	Williams Jr.,James O.	CORRECTIONAL OFFICER - LEAD	9	6	70,247	21,355	3/5/2007	F	1.00	CONTINUING	N
FLO	0100	2520	INMATE ADJUSTMENT/DEVELOPMENTAL SUPPORT	00009406	Sykes,Lynette L	Case Manager	11	3	70,715	21,497	1/11/2016	F	1.00	CONTINUING	N

Agency	Fund Code	Activity	Activity Title	Posn Nbr	Name	Title	Grade	Step	Salary	Fringe	Hire Date	Vac Stat	FTE x Dist %	Reg/Temp/Term	Filled by Law Y/N	
FLO	0100	2520	INMATE ADJUSTMENT/DEVELOPMENTAL SUPPORT	00009474	Parker,Andrea	Case Manager		9	5	63,921	19,432	10/19/2015	F	1.00	CONTINUING	N
FLO	0100	2520	INMATE ADJUSTMENT/DEVELOPMENTAL SUPPORT	00009599	Jones,Michele	CORRECTIONAL INSTITUTION ADMN		14	0	131,325	39,923	5/15/2017	F	1.00	CONTINUING	N
FLO	0100	2520	INMATE ADJUSTMENT/DEVELOPMENTAL SUPPORT	00009757	Palmer,Leslie L	Mental Health Specialist		12	6	92,694	28,179	10/6/2014	F	1.00	CONTINUING	N
FLO	0100	2520	INMATE ADJUSTMENT/DEVELOPMENTAL SUPPORT	00009960	Walston,Edward C	CORRECTIONAL OFFICER		8	2	57,468	17,470	11/16/2015	F	1.00	CONTINUING	N
FLO	0100	2520	INMATE ADJUSTMENT/DEVELOPMENTAL SUPPORT	00010279	Hawkins,Winifred A	Case Manager		11	10	86,150	26,190	10/9/1990	F	1.00	CONTINUING	N
FLO	0100	2520	INMATE ADJUSTMENT/DEVELOPMENTAL SUPPORT	00011008	Graham II,Donald R	LEAD CORRECTIONAL OFC		9	6	70,247	21,355	9/25/2006	F	1.00	CONTINUING	N
FLO	0100	2520	INMATE ADJUSTMENT/DEVELOPMENTAL SUPPORT	00011257	Hollimon,Earl	Program Analyst		12	2	76,199	23,164	10/30/2017	F	1.00	CONTINUING	N
FLO	0100	2520	INMATE ADJUSTMENT/DEVELOPMENTAL SUPPORT	00011314	Wogu,Uzorchi J	Case Manager		11	10	86,150	26,190	8/8/2005	F	1.00	CONTINUING	N
FLO	0100	2520	INMATE ADJUSTMENT/DEVELOPMENTAL SUPPORT	00011576	Nwaizugbo,Livinus E	CORRECTIONAL OFFICER		8	2	57,468	17,470	3/9/2015	F	1.00	CONTINUING	N
FLO	0100	2520	INMATE ADJUSTMENT/DEVELOPMENTAL SUPPORT	00012649	Mack,Bobbi L	Case Manager		11	5	75,125	22,838	1/23/2002	F	1.00	CONTINUING	N
FLO	0100	2520	INMATE ADJUSTMENT/DEVELOPMENTAL SUPPORT	00012812	Amegnan,Kokouvi Momo	CORRECTIONAL OFFICER - LEAD		9	5	68,501	20,824	8/30/2010	F	1.00	CONTINUING	N
FLO	0100	2520	INMATE ADJUSTMENT/DEVELOPMENTAL SUPPORT	00012822	Harrington,Cicily	Correct Prog Spec (PREA)		13	0	94,909	28,852	1/13/2014	F	1.00	CONTINUING	N
FLO	0100	2520	INMATE ADJUSTMENT/DEVELOPMENTAL SUPPORT	00013478	Kinsey III,Goldman	CORRECTIONAL OFFICER - LEAD		9	10	77,231	23,478	10/13/1987	F	1.00	CONTINUING	N
FLO	0100	2520	INMATE ADJUSTMENT/DEVELOPMENTAL SUPPORT	00013510	Moseley,Sherrie L	CORRECTIONAL OFFICER		8	7	65,378	19,875	4/17/2007	F	1.00	CONTINUING	N
FLO	0100	2520	INMATE ADJUSTMENT/DEVELOPMENTAL SUPPORT	00014516	Greene,Linda E	Correct. Prog Spec (Vol. Svcs)		11	10	77,007	23,410	6/18/2012	F	1.00	CONTINUING	N
FLO	0100	2520	INMATE ADJUSTMENT/DEVELOPMENTAL SUPPORT	00015544	Barreto,Manuel A	CORRECTIONAL OFFICER		8	6	63,796	19,394	10/26/2009	F	1.00	CONTINUING	N
FLO	0100	2520	INMATE ADJUSTMENT/DEVELOPMENTAL SUPPORT	00016714	Link,Tameka Y	Correctional Prog. Spec. (WPC)		12	2	76,199	23,164	8/24/2015	F	1.00	CONTINUING	N
FLO	0100	2520	INMATE ADJUSTMENT/DEVELOPMENTAL SUPPORT	00016795	Thompson,Nora	LIBRARY TECHNICIAN		5	9	54,244	16,490	5/17/2004	F	1.00	CONTINUING	N
FLO	0100	2520	INMATE ADJUSTMENT/DEVELOPMENTAL SUPPORT	00018202	Blakeney,Antonio	Security Guard		5	5	38,081	11,577	9/24/2012	F	1.00	CONTINUING	N
FLO	0100	2520	INMATE ADJUSTMENT/DEVELOPMENTAL SUPPORT	00020082	Dikoh,Francis M	Correctional Treatment Spec (R		12	7	95,343	28,984	10/26/2009	F	1.00	CONTINUING	N
FLO	0100	2520	INMATE ADJUSTMENT/DEVELOPMENTAL SUPPORT	00020165	Davis,Anthony L	Case Manager		11	6	77,330	23,508	7/27/2015	F	1.00	CONTINUING	N
FLO	0100	2520	INMATE ADJUSTMENT/DEVELOPMENTAL SUPPORT	00022574	Capers,Theresa	Clerical Assistant (OA)		5	10	55,449	16,856	2/7/1995	F	1.00	CONTINUING	N
FLO	0100	2520	INMATE ADJUSTMENT/DEVELOPMENTAL SUPPORT	00023284	Corbie,Rochelle H	CORRECTIONAL OFFICER		8	7	65,378	19,875	12/11/2006	F	1.00	CONTINUING	N
FLO	0100	2520	INMATE ADJUSTMENT/DEVELOPMENTAL SUPPORT	00024140	Fofana,Adama	CORRECTIONAL OFFICER		6	1	47,575	14,463	10/29/2018	F	1.00	CONTINUING	N
FLO	0100	2520	INMATE ADJUSTMENT/DEVELOPMENTAL SUPPORT	00025035	Wesley,LaToya Y	Special Assistant		13	0	108,487	32,980	1/9/2017	F	1.00	CONTINUING	N
FLO	0100	2520	INMATE ADJUSTMENT/DEVELOPMENTAL SUPPORT	00025200	Cornejo,Jessica T	CORRECTIONAL OFFICER		8	4	60,632	18,432	5/5/2014	F	1.00	CONTINUING	N
FLO	0100	2520	INMATE ADJUSTMENT/DEVELOPMENTAL SUPPORT	00025261	Elias-Cueto,Sonia C	Case Manager		11	6	77,330	23,508	8/31/2009	F	1.00	CONTINUING	N
FLO	0100	2520	INMATE ADJUSTMENT/DEVELOPMENTAL SUPPORT	00025605	Simms,Katrina L	Case Manager		9	5	63,921	19,432	6/12/2017	F	1.00	CONTINUING	N
FLO	0100	2520	INMATE ADJUSTMENT/DEVELOPMENTAL SUPPORT	00025767	Ayoola,Abayomi A	CORRECTIONAL OFFICER		8	2	57,468	17,470	8/10/2015	F	1.00	CONTINUING	N
FLO	0100	2520	INMATE ADJUSTMENT/DEVELOPMENTAL SUPPORT	00026138	OSUNKOJO,AYOBAMI SEGUN	CORRECTIONAL OFFICER		6	1	47,575	14,463	8/6/2018	F	1.00	CONTINUING	N
FLO	0100	2520	INMATE ADJUSTMENT/DEVELOPMENTAL SUPPORT	00026172	King,Arietha R.	SUPV CORRECTIONAL OFFICER		11	0	71,441	21,718	6/11/2018	F	1.00	CONTINUING	N
FLO	0100	2520	INMATE ADJUSTMENT/DEVELOPMENTAL SUPPORT	00026412	Person,Kenneth	Correct. Prog Spec. (Juv Svcs)		12	2	76,199	23,164	3/20/2017	F	1.00	CONTINUING	N
FLO	0100	2520	INMATE ADJUSTMENT/DEVELOPMENTAL SUPPORT	00026708	Mitchell,Janira	CLERICAL ASSISTANT		7	2	45,931	13,963	1/9/2017	F	1.00	CONTINUING	N
FLO	0100	2520	INMATE ADJUSTMENT/DEVELOPMENTAL SUPPORT	00026943	Pugh,Antoine J	CORRECTIONAL OFFICER		8	6	63,796	19,394	2/1/2010	F	1.00	CONTINUING	N
FLO	0100	2520	INMATE ADJUSTMENT/DEVELOPMENTAL SUPPORT	00032629	Vaughn,Antornette	CORRECTIONAL OFFICER		8	10	70,124	21,318	8/19/1983	F	1.00	CONTINUING	N
FLO	0100	2520	INMATE ADJUSTMENT/DEVELOPMENTAL SUPPORT	00032846	Golson,Cynthia A	Clerical Assistant		6	6	47,038	14,300	6/3/2013	F	1.00	CONTINUING	N
FLO	0100	2520	INMATE ADJUSTMENT/DEVELOPMENTAL SUPPORT	00033465	Agbebakun,Folajomi O	Correctional Treatment Spec (R		12	6	92,694	28,179	2/28/2011	F	1.00	CONTINUING	N
FLO	0100	2520	INMATE ADJUSTMENT/DEVELOPMENTAL SUPPORT	00033851	Hunt,Ronald A	CORRECTIONAL OFFICER		8	7	65,378	19,875	8/6/2007	F	1.00	CONTINUING	N
FLO	0100	2520	INMATE ADJUSTMENT/DEVELOPMENTAL SUPPORT	00035553	Russell,Barbara A	Teacher		11	9	75,087	22,826	2/1/2017	F	1.00	CONTINUING	N
FLO	0100	2520	INMATE ADJUSTMENT/DEVELOPMENTAL SUPPORT	00038316	Humes Jr.,Clarence	Educ. Program Administrator		13	0	127,462	38,748	2/20/2018	F	1.00	CONTINUING	N
FLO	0100	2520	INMATE ADJUSTMENT/DEVELOPMENTAL SUPPORT	00039473	Ihezue,Rex O	Case Manager		11	9	83,945	25,519	12/26/2006	F	1.00	CONTINUING	N
FLO	0100	2520	INMATE ADJUSTMENT/DEVELOPMENTAL SUPPORT	00042471	Brown,Vanya K	Case Manager		11	8	81,740	24,849	10/7/2002	F	1.00	CONTINUING	N
FLO	0100	2520	INMATE ADJUSTMENT/DEVELOPMENTAL SUPPORT	00044236	Marshall,Sheila	Case Manager		11	7	79,535	24,179	7/23/2007	F	1.00	CONTINUING	N
FLO	0100	2520	INMATE ADJUSTMENT/DEVELOPMENTAL SUPPORT	00045444	Dyson,Anthony D	CORRECTIONAL OFFICER		8	10	70,124	21,318	9/25/2006	F	1.00	CONTINUING	N
FLO	0100	2520	INMATE ADJUSTMENT/DEVELOPMENTAL SUPPORT	00045909	Greene Jr.,Robert L	Case Manager		11	6	77,330	23,508	3/3/2009	F	1.00	CONTINUING	N
FLO	0100	2520	INMATE ADJUSTMENT/DEVELOPMENTAL SUPPORT	00046341	Chapman,Clinique M.	Program Manager		14	0	128,173	38,965	9/18/2017	F	1.00	CONTINUING	N
FLO	0100	2520	INMATE ADJUSTMENT/DEVELOPMENTAL SUPPORT	00046342	Points,Aniceka	Program Analyst		12	3	78,492	23,862	2/1/2017	F	1.00	CONTINUING	N
FLO	0100	2520	INMATE ADJUSTMENT/DEVELOPMENTAL SUPPORT	00046629	Garrett-Herndon,Tracye	Correctional Treatment Spec (R		12	5	90,045	27,374	12/17/2012	F	1.00	CONTINUING	N
FLO	0100	2520	INMATE ADJUSTMENT/DEVELOPMENTAL SUPPORT	00082536	Towler,Tameika	Case Manager		11	3	70,715	21,497	1/25/2016	F	1.00	CONTINUING	N
FLO	0100	2520	INMATE ADJUSTMENT/DEVELOPMENTAL SUPPORT	00085829	Clarke,Goyan E	Chaplain		11	4	65,487	19,908	2/20/2018	F	1.00	CONTINUING	N
FLO	0100	2520	INMATE ADJUSTMENT/DEVELOPMENTAL SUPPORT	00091268	Ponder,Gizele Richards	Special Assistant		13	0	127,462	38,748	8/7/2006	F	1.00	CONTINUING	N
FLO	0100	2520	INMATE ADJUSTMENT/DEVELOPMENTAL SUPPORT	00093857	Dillard,Alexis Eman	Clerical Assistant		7	4	49,015	14,901	6/11/2018	F	1.00	CONTINUING	N
FLO	0100	2520	INMATE ADJUSTMENT/DEVELOPMENTAL SUPPORT	00093887	Muhammad,Bahiyyah	Program Analyst		12	6	85,371	25,953	8/21/2018	F	1.00	Term	N
FLO	0100	2520	INMATE ADJUSTMENT/DEVELOPMENTAL SUPPORT	00093896	Landerkin,Kathleen Jo	CORRECTIONAL INSTITUTION ADMN		14	0	131,325	39,923	1/8/2018	F	1.00	CONTINUING	N
FLO	0100	2520	INMATE ADJUSTMENT/DEVELOPMENTAL SUPPORT	00093911	Mokoko,Shanel E	CORRECTIONAL OFFICER		6	1	47,575	14,463	4/2/2018	F	1.00	CONTINUING	N
FLO	0100	2520	INMATE ADJUSTMENT/DEVELOPMENTAL SUPPORT	00093913	Adebayo,Olaekan John	CORRECTIONAL OFFICER		6	1	47,575	14,463	4/2/2018	F	1.00	CONTINUING	N
FLO	0100	2520	INMATE ADJUSTMENT/DEVELOPMENTAL SUPPORT	00001719		Case Manager		11	0	66,305	20,157		V	1.00	CONTINUING	N
FLO	0100	2520	INMATE ADJUSTMENT/DEVELOPMENTAL SUPPORT	00002917		Case Manager		11	0	66,305	20,157		V	1.00	CONTINUING	N
FLO	0100	2520	INMATE ADJUSTMENT/DEVELOPMENTAL SUPPORT	00007280		Case Manager		9	0	56,609	17,209		V	1.00	CONTINUING	N
FLO	0100	2520	INMATE ADJUSTMENT/DEVELOPMENTAL SUPPORT	00026265		Case Manager		9	0	56,609	17,209		V	1.00	CONTINUING	N

Agency	Fund Code	Activity	Activity Title	Posn Nbr	Name	Title	Grade	Step	Salary	Fringe	Hire Date	Vac Stat	FTE x Dist %	Reg/Temp/Term	Filled by Law Y/N	
FLO	0100	2520	INMATE ADJUSTMENT/DEVELOPMENTAL SUPPORT	00026334		Criminal Investigator(Int Afrs		11	0	59,727	18,157		1.00	CONTINUING	N	
FLO	0100	2520	INMATE ADJUSTMENT/DEVELOPMENTAL SUPPORT	00029043		TEACHER		11	1	59,727	18,157	V	1.00	CONTINUING	N	
FLO	0100	2520	INMATE ADJUSTMENT/DEVELOPMENTAL SUPPORT	00032790		CORRECTIONAL OFFICER		6	0	47,575	14,463	V	1.00	CONTINUING	N	
FLO	0100	2520	INMATE ADJUSTMENT/DEVELOPMENTAL SUPPORT	00042453		Correctional Treatment Spec (R		12	0	79,449	24,152	V	1.00	CONTINUING	N	
FLO	0100	2520	INMATE ADJUSTMENT/DEVELOPMENTAL SUPPORT	00042474		Correctional Treatment Spec (R		12	0	79,449	24,152	V	1.00	CONTINUING	N	
FLO	0100	2520	INMATE ADJUSTMENT/DEVELOPMENTAL SUPPORT	00042475		Case Manager		11	0	66,305	20,157	V	1.00	CONTINUING	N	
FLO	0100	2520	INMATE ADJUSTMENT/DEVELOPMENTAL SUPPORT	00042476		Case Manager		9	0	56,609	17,209	V	1.00	CONTINUING	N	
FLO	0100	2520	INMATE ADJUSTMENT/DEVELOPMENTAL SUPPORT	00042477		Case Manager		9	0	56,609	17,209	V	1.00	CONTINUING	N	
FLO	0100	2520	INMATE ADJUSTMENT/DEVELOPMENTAL SUPPORT	00044229		Clerical Assistant		7	0	44,389	13,494	V	1.00	CONTINUING	N	
FLO	0100	2520	INMATE ADJUSTMENT/DEVELOPMENTAL SUPPORT	00051413		Supv Correctional Treatment Sp		13	0	109,254	33,213	V	1.00	CONTINUING	N	
FLO	0100	2520	INMATE ADJUSTMENT/DEVELOPMENTAL SUPPORT	00093889		Case Manager		9	0	56,609	17,209	V	1.00	CONTINUING	N	
FLO	0100	2520	INMATE ADJUSTMENT/DEVELOPMENTAL SUPPORT	00093890		Program Analyst		9	0	49,570	15,069	V	1.00	CONTINUING	N	
FLO	0100	2520	INMATE ADJUSTMENT/DEVELOPMENTAL SUPPORT	00097055		Clerical Assistant		7	0	44,389	13,494	V	1.00	CONTINUING	N	
FLO	0100	2520	INMATE ADJUSTMENT/DEVELOPMENTAL SUPPORT	00097056		Clerical Assistant		7	0	44,389	13,494	V	1.00	CONTINUING	N	
FLO	0100	2530	INMATE HEALTH SERVICES	00003331	Datcher,Larry	CORRECTIONAL OFFICER - LEAD		9	10	77,231	23,478	10/7/1991	F	1.00	CONTINUING	N
FLO	0100	2530	INMATE HEALTH SERVICES	00007469	Beverly,Andrea	Monitoring Specialist		9	1	49,570	15,069	8/20/2018	F	1.00	CONTINUING	N
FLO	0100	2530	INMATE HEALTH SERVICES	00007713	Mack,Raquel E	CORRECTIONAL OFFICER - LEAD		9	5	68,501	20,824	8/18/2008	F	1.00	CONTINUING	N
FLO	0100	2530	INMATE HEALTH SERVICES	00008001	Mynett,Beth A.J.	Medical Officer (Administratio		11	0	220,687	67,089	6/3/2013	F	1.00	CONTINUING	N
FLO	0100	2530	INMATE HEALTH SERVICES	00008232	Jones,Elton B	Health System Specialist		13	5	96,065	29,204	10/21/2013	F	1.00	CONTINUING	N
FLO	0100	2530	INMATE HEALTH SERVICES	00008805	Banjoko,Olawale O	CORRECTIONAL OFFICER		8	4	60,632	18,432	5/5/2014	F	1.00	CONTINUING	N
FLO	0100	2530	INMATE HEALTH SERVICES	00010342	Antwine,Sharmaine A	CORRECTIONAL OFFICER		8	2	57,468	17,470	1/25/2016	F	1.00	CONTINUING	N
FLO	0100	2530	INMATE HEALTH SERVICES	00010553	Simms,Donald M	CORRECTIONAL OFFICER		8	10	70,124	21,318	8/30/2008	F	1.00	CONTINUING	N
FLO	0100	2530	INMATE HEALTH SERVICES	00012015	Benson,Oluwakayode O	CORRECTIONAL OFFICER		8	2	57,468	17,470	11/16/2015	F	1.00	CONTINUING	N
FLO	0100	2530	INMATE HEALTH SERVICES	00012723	NGAAJE,MDN EPIE	CORRECTIONAL OFFICER		8	2	57,468	17,470	6/13/2016	F	1.00	CONTINUING	N
FLO	0100	2530	INMATE HEALTH SERVICES	00015682	Smith,Alfreda M	CORRECTIONAL OFFICER		8	10	70,124	21,318	6/7/1992	F	1.00	CONTINUING	N
FLO	0100	2530	INMATE HEALTH SERVICES	00015740	Bazzie,Wonnie	CORRECTIONAL OFFICER		6	1	47,575	14,463	7/23/2018	F	1.00	CONTINUING	N
FLO	0100	2530	INMATE HEALTH SERVICES	00016586	Jones,Landle	CORRECTIONAL OFFICER		8	2	57,468	17,470	4/18/2016	F	1.00	CONTINUING	N
FLO	0100	2530	INMATE HEALTH SERVICES	00018034	Thompson,Jemasine	CORRECTIONAL OFFICER		8	10	70,124	21,318	1/29/1990	F	1.00	CONTINUING	N
FLO	0100	2530	INMATE HEALTH SERVICES	00018189	Chase,Pamela A	CORRECTIONAL OFFICER - LEAD		9	10	77,231	23,478	2/4/1985	F	1.00	CONTINUING	N
FLO	0100	2530	INMATE HEALTH SERVICES	00018265	Campbell,Inga P	CORRECTIONAL OFFICER		8	10	70,124	21,318	12/21/1988	F	1.00	CONTINUING	N
FLO	0100	2530	INMATE HEALTH SERVICES	00022073	Miles,James R	CORRECTIONAL OFFICER		8	10	70,124	21,318	4/24/1989	F	1.00	CONTINUING	N
FLO	0100	2530	INMATE HEALTH SERVICES	00022132	Balough,Jeffery M	CORRECTIONAL OFFICER - LEAD		9	6	70,247	21,355	10/29/2007	F	1.00	CONTINUING	N
FLO	0100	2530	INMATE HEALTH SERVICES	00022370	Olarinde,Darlene F	CORRECTIONAL OFFICER		8	10	70,124	21,318	9/30/1985	F	1.00	CONTINUING	N
FLO	0100	2530	INMATE HEALTH SERVICES	00024321	Babalola,Akintayo A	CORRECTIONAL OFFICER		7	2	52,118	15,844	8/22/2016	F	1.00	CONTINUING	N
FLO	0100	2530	INMATE HEALTH SERVICES	00025787	Wortham,Donnise Y	CORRECTIONAL OFFICER - LEAD		9	5	68,501	20,824	8/18/2008	F	1.00	CONTINUING	N
FLO	0100	2530	INMATE HEALTH SERVICES	00025801	Faminu,Adeniran E	CORRECTIONAL OFFICER - LEAD		9	5	68,501	20,824	9/13/2010	F	1.00	CONTINUING	N
FLO	0100	2530	INMATE HEALTH SERVICES	00032519	Montgomery,Janice R	CORRECTIONAL OFFICER		8	10	70,124	21,318	12/14/1992	F	1.00	CONTINUING	N
FLO	0100	2530	INMATE HEALTH SERVICES	00032620	Poole,Judy	Nurse Consultant		12	10	111,860	34,005	2/25/2013	F	1.00	CONTINUING	N
FLO	0100	2530	INMATE HEALTH SERVICES	00033632	Drummond,James E	CORRECTIONAL OFFICER		8	10	70,124	21,318	11/25/1985	F	1.00	CONTINUING	N
FLO	0100	2530	INMATE HEALTH SERVICES	00085572	Jones,DeVora	Nurse Consultant		11	10	106,534	32,386	5/30/2017	F	1.00	CONTINUING	N
FLO	0100	2530	INMATE HEALTH SERVICES	00018460		CORRECTIONAL OFFICER		8	1	55,886	16,989		V	1.00	CONTINUING	N
FLO	0100	2530	INMATE HEALTH SERVICES	00027655		CORRECTIONAL OFFICER		8	1	55,886	16,989		V	1.00	CONTINUING	N
FLO	0100	2530	INMATE HEALTH SERVICES	00051427		Correctional Program Specialis		11	0	59,727	18,157		V	1.00	CONTINUING	N
FLO	0100	2530	INMATE HEALTH SERVICES	00085226		Criminal Investigator(Int Afrs		11	0	59,727	18,157		V	1.00	CONTINUING	N
FLO	0100	3605	INSTITUTIONAL SECURITY AND CONTROL	00000153	Jones,Deon Devon Delonta	CORRECTIONAL OFFICER - LEAD		9	8	73,739	22,417	2/6/2006	F	1.00	CONTINUING	N
FLO	0100	3605	INSTITUTIONAL SECURITY AND CONTROL	00000488	George,Loreiza J	CORRECTIONAL OFFICER		8	6	63,796	19,394	11/10/2008	F	1.00	CONTINUING	N
FLO	0100	3605	INSTITUTIONAL SECURITY AND CONTROL	00000620	Grooms,Kimberly N	CORRECTIONAL OFFICER - LEAD		9	6	70,247	21,355	12/24/2007	F	1.00	CONTINUING	N
FLO	0100	3605	INSTITUTIONAL SECURITY AND CONTROL	00000659	Gooden,Charles A	CORRECTIONAL OFFICER		8	10	70,124	21,318	7/3/1989	F	1.00	CONTINUING	N
FLO	0100	3605	INSTITUTIONAL SECURITY AND CONTROL	00000750	Broderick,Nelson W	CORRECTIONAL OFFICER		8	3	59,050	17,951	2/9/2015	F	1.00	CONTINUING	N
FLO	0100	3605	INSTITUTIONAL SECURITY AND CONTROL	00000980	Watson,Paul L	CORRECTIONAL OFFICER		8	10	70,124	21,318	3/16/1989	F	1.00	CONTINUING	N

Agency	Fund Code	Activity	Activity Title	Posn Nbr	Name	Title	Grade	Step	Salary	Fringe	Hire Date	Vac Stat	FTE x Dist %	Reg/Temp/Term	Filled by Law Y/N
FLO	0100	3605	INSTITUTIONAL SECURITY AND CONTROL	00001128	Sands,Robert W	CORRECTIONAL OFFICER	8	10	70,124	21,318	7/5/1988	F	1.00	CONTINUING	N
FLO	0100	3605	INSTITUTIONAL SECURITY AND CONTROL	00001190	Olubasusi,Benjamin R	CORRECTIONAL OFFICER	8	5	62,214	18,913	8/30/2010	F	1.00	CONTINUING	N
FLO	0100	3605	INSTITUTIONAL SECURITY AND CONTROL	00001213	Abdul,Owolabi	CORRECTIONAL OFFICER	6	2	48,837	14,846	12/26/2017	F	1.00	CONTINUING	N
FLO	0100	3605	INSTITUTIONAL SECURITY AND CONTROL	00001337	Day,Marshall	CORRECTIONAL OFFICER - LEAD	9	10	77,231	23,478	4/18/1994	F	1.00	CONTINUING	N
FLO	0100	3605	INSTITUTIONAL SECURITY AND CONTROL	00001342	Bryan,Bernard D	CORRECTIONAL OFFICER - LEAD	9	10	77,231	23,478	2/14/1996	F	1.00	CONTINUING	N
FLO	0100	3605	INSTITUTIONAL SECURITY AND CONTROL	00001500	Johnson,Shelena J	CORRECTIONAL OFFICER	8	7	63,378	19,875	2/11/2008	F	1.00	CONTINUING	N
FLO	0100	3605	INSTITUTIONAL SECURITY AND CONTROL	00001627	Jones,Darian L	CORRECTIONAL OFFICER	6	2	48,837	14,846	10/2/2017	F	1.00	CONTINUING	N
FLO	0100	3605	INSTITUTIONAL SECURITY AND CONTROL	00001630	Pee,Cortisha M.	CORRECTIONAL OFFICER	8	6	63,796	19,394	1/4/2010	F	1.00	CONTINUING	N
FLO	0100	3605	INSTITUTIONAL SECURITY AND CONTROL	00001664	Adams,Bobbie R	CORRECTIONAL OFFICER	8	5	62,214	18,913	8/15/2011	F	1.00	CONTINUING	N
FLO	0100	3605	INSTITUTIONAL SECURITY AND CONTROL	00001741	Smith,Lynnell	CORRECTIONAL OFFICER	8	9	68,542	20,837	10/18/1989	F	1.00	CONTINUING	N
FLO	0100	3605	INSTITUTIONAL SECURITY AND CONTROL	00001776	Dunn,Kelli D	CORRECTIONAL OFFICER	8	6	63,796	19,394	11/10/2008	F	1.00	CONTINUING	N
FLO	0100	3605	INSTITUTIONAL SECURITY AND CONTROL	00001797	Thomas,Nicole Juanita	CORRECTIONAL OFFICER	8	2	57,468	17,470	9/21/2015	F	1.00	CONTINUING	N
FLO	0100	3605	INSTITUTIONAL SECURITY AND CONTROL	00001816	Washington,Dana L	CORRECTIONAL OFFICER	8	10	70,124	21,318	8/31/1988	F	1.00	CONTINUING	N
FLO	0100	3605	INSTITUTIONAL SECURITY AND CONTROL	00001851	Clark,Antoinette Y	CORRECTIONAL OFFICER	8	2	57,468	17,470	1/25/2016	F	1.00	CONTINUING	N
FLO	0100	3605	INSTITUTIONAL SECURITY AND CONTROL	00001883	Akinseye,Akindele D	CORRECTIONAL OFFICER	8	7	65,378	19,875	10/15/2007	F	1.00	CONTINUING	N
FLO	0100	3605	INSTITUTIONAL SECURITY AND CONTROL	00001958	Washington,Pamela P	CLERICAL ASSISTANT	7	10	58,267	17,713	2/2/1980	F	1.00	CONTINUING	N
FLO	0100	3605	INSTITUTIONAL SECURITY AND CONTROL	00001995	Fayemiwo,Ola	CORRECTIONAL OFFICER	6	1	47,575	14,463	11/13/2018	F	1.00	CONTINUING	N
FLO	0100	3605	INSTITUTIONAL SECURITY AND CONTROL	00002028	Mendez,Juan A	CORRECTIONAL OFFICER	8	10	70,124	21,318	10/24/1988	F	1.00	CONTINUING	N
FLO	0100	3605	INSTITUTIONAL SECURITY AND CONTROL	00002133	Whitehead,Christina D	CORRECTIONAL OFFICER	8	5	62,214	18,913	3/25/2013	F	1.00	CONTINUING	N
FLO	0100	3605	INSTITUTIONAL SECURITY AND CONTROL	00002176	Ward Jr.,Walter T	CORRECTIONAL OFFICER	8	5	62,214	18,913	9/24/2012	F	1.00	CONTINUING	N
FLO	0100	3605	INSTITUTIONAL SECURITY AND CONTROL	00002252	Dilbert,Danielle T	CORRECTIONAL OFFICER	8	2	57,468	17,470	8/10/2015	F	1.00	CONTINUING	N
FLO	0100	3605	INSTITUTIONAL SECURITY AND CONTROL	00002254	Helms,Richard P	CORRECTIONAL OFFICER	8	7	65,378	19,875	12/24/2007	F	1.00	CONTINUING	N
FLO	0100	3605	INSTITUTIONAL SECURITY AND CONTROL	00002298	Abiola,Johnson	CORRECTIONAL OFFICER	8	5	62,214	18,913	3/25/2013	F	1.00	CONTINUING	N
FLO	0100	3605	INSTITUTIONAL SECURITY AND CONTROL	00002390	Johnson,Laretta	SUPV CORRECTIONAL OFFICER	12	0	88,563	26,923	2/1/2017	F	1.00	CONTINUING	N
FLO	0100	3605	INSTITUTIONAL SECURITY AND CONTROL	00002483	Caulley,Kenneth D	CORRECTIONAL OFFICER	8	10	70,124	21,318	7/1/1990	F	1.00	CONTINUING	N
FLO	0100	3605	INSTITUTIONAL SECURITY AND CONTROL	00002573	Holliday,Van C	CORRECTIONAL OFFICER - LEAD	9	10	77,231	23,478	1/11/1994	F	1.00	CONTINUING	N
FLO	0100	3605	INSTITUTIONAL SECURITY AND CONTROL	00002610	Andemichael,Temesghen	CORRECTIONAL OFFICER	8	5	62,214	18,913	8/15/2011	F	1.00	CONTINUING	N
FLO	0100	3605	INSTITUTIONAL SECURITY AND CONTROL	00002623	Muhammad,Francine A	CORRECTIONAL OFFICER	8	10	70,124	21,318	11/5/1990	F	1.00	CONTINUING	N
FLO	0100	3605	INSTITUTIONAL SECURITY AND CONTROL	00002823	Otis,Buford L	SUPV CORRECTIONAL OFFICER	11	0	93,930	28,555	7/25/2016	F	1.00	CONTINUING	N
FLO	0100	3605	INSTITUTIONAL SECURITY AND CONTROL	00002871	Bryant,Darlene S	CORRECTIONAL OFFICER - LEAD	9	6	70,247	21,355	8/18/2008	F	1.00	CONTINUING	N
FLO	0100	3605	INSTITUTIONAL SECURITY AND CONTROL	00002923	Mshimba,John	CORRECTIONAL OFFICER - LEAD	9	3	65,009	19,763	6/17/2013	F	1.00	CONTINUING	N
FLO	0100	3605	INSTITUTIONAL SECURITY AND CONTROL	00003380	Moore Jr.,James E	CORRECTIONAL OFFICER	8	7	65,378	19,875	3/28/1994	F	1.00	CONTINUING	N
FLO	0100	3605	INSTITUTIONAL SECURITY AND CONTROL	00003395	Kamgaing,Hyppolite	CORRECTIONAL OFFICER	7	3	53,547	16,278	5/31/2016	F	1.00	CONTINUING	N
FLO	0100	3605	INSTITUTIONAL SECURITY AND CONTROL	00003442	Darego,Sotonm S	CORRECTIONAL OFFICER	8	6	63,796	19,394	2/1/2010	F	1.00	CONTINUING	N
FLO	0100	3605	INSTITUTIONAL SECURITY AND CONTROL	00003775	Mcdermott,Denzil A	CORRECTIONAL OFFICER	8	10	70,124	21,318	5/2/2009	F	1.00	CONTINUING	N
FLO	0100	3605	INSTITUTIONAL SECURITY AND CONTROL	00003821	Dreher,Trenita N	CORRECTIONAL OFFICER	8	5	62,214	18,913	10/24/2011	F	1.00	CONTINUING	N
FLO	0100	3605	INSTITUTIONAL SECURITY AND CONTROL	00003823	Amobi,Stephen I	CORRECTIONAL OFFICER	8	10	70,124	21,318	7/14/2006	F	1.00	CONTINUING	N
FLO	0100	3605	INSTITUTIONAL SECURITY AND CONTROL	00004203	Carrington,Capucine	Supervisory Correctional Treat	13	0	94,020	28,582	7/24/2006	F	1.00	CONTINUING	N
FLO	0100	3605	INSTITUTIONAL SECURITY AND CONTROL	00004248	Sanam A Mbang,Faustin	CORRECTIONAL OFFICER	6	1	47,575	14,463	9/4/2018	F	1.00	CONTINUING	N
FLO	0100	3605	INSTITUTIONAL SECURITY AND CONTROL	00004539	Eggleston,Satonya M	CORRECTIONAL OFFICER	8	10	70,124	21,318	7/21/2008	F	1.00	CONTINUING	N
FLO	0100	3605	INSTITUTIONAL SECURITY AND CONTROL	00004551	Ware Jr.,Andre F	Monitoring Specialist	9	10	63,835	19,406	5/1/2017	F	1.00	CONTINUING	N
FLO	0100	3605	INSTITUTIONAL SECURITY AND CONTROL	00004616	McCormack,Viola Humphreyna	CORRECTIONAL OFFICER	8	5	62,214	18,913	10/24/2011	F	1.00	CONTINUING	N
FLO	0100	3605	INSTITUTIONAL SECURITY AND CONTROL	00004724	Washington,George R	Investigator	11	2	61,647	18,741	9/24/2012	F	1.00	CONTINUING	N
FLO	0100	3605	INSTITUTIONAL SECURITY AND CONTROL	00004748	Tibbs,Daniel W	CORRECTIONAL OFFICER	8	10	70,124	21,318	7/27/1992	F	1.00	CONTINUING	N
FLO	0100	3605	INSTITUTIONAL SECURITY AND CONTROL	00004803	Alexander,Joseph	CORRECTIONAL OFFICER - LEAD	9	6	70,247	21,355	1/5/2009	F	1.00	CONTINUING	N
FLO	0100	3605	INSTITUTIONAL SECURITY AND CONTROL	00004824	Bello,Ajibike	CORRECTIONAL OFFICER	8	10	70,124	21,318	10/18/1993	F	1.00	CONTINUING	N
FLO	0100	3605	INSTITUTIONAL SECURITY AND CONTROL	00005148	Ulooma,Ifeanyi I	CORRECTIONAL OFFICER	8	4	60,632	18,432	2/24/2014	F	1.00	CONTINUING	N
FLO	0100	3605	INSTITUTIONAL SECURITY AND CONTROL	00005158	Artis,Tammie Shanice	CORRECTIONAL OFFICER	8	7	65,378	19,875	6/11/2007	F	1.00	CONTINUING	N
FLO	0100	3605	INSTITUTIONAL SECURITY AND CONTROL	00005263	Chester,Harriette	CORRECTIONAL OFFICER	8	5	62,214	18,913	3/25/2013	F	1.00	CONTINUING	N
FLO	0100	3605	INSTITUTIONAL SECURITY AND CONTROL	00005275	Igbalajobi,Oluwamodupe	CORRECTIONAL OFFICER	8	5	62,214	18,913	6/18/2012	F	1.00	CONTINUING	N
FLO	0100	3605	INSTITUTIONAL SECURITY AND CONTROL	00005488	King,Chatail L.	Monitoring Specialist	9	1	49,570	15,069	2/1/2017	F	1.00	CONTINUING	N
FLO	0100	3605	INSTITUTIONAL SECURITY AND CONTROL	00005542	O'Bryant,Orin	CORRECTIONAL OFFICER	6	1	47,575	14,463	11/13/2018	F	1.00	CONTINUING	N
FLO	0100	3605	INSTITUTIONAL SECURITY AND CONTROL	00005962	Austin,Herman	CORRECTIONAL OFFICER - LEAD	9	9	75,485	22,947	1/10/2005	F	1.00	CONTINUING	N
FLO	0100	3605	INSTITUTIONAL SECURITY AND CONTROL	00006017	Mcgee,Annie E	CORRECTIONAL OFFICER	8	10	70,124	21,318	9/21/1992	F	1.00	CONTINUING	N
FLO	0100	3605	INSTITUTIONAL SECURITY AND CONTROL	00006131	Lancaster Jr.,Anthony D	CORRECTIONAL OFFICER	9	6	70,247	21,355	10/15/2007	F	1.00	CONTINUING	N
FLO	0100	3605	INSTITUTIONAL SECURITY AND CONTROL	00006526	Richardson,Anthony	CORRECTIONAL OFFICER	8	10	70,124	21,318	10/9/1990	F	1.00	CONTINUING	N
FLO	0100	3605	INSTITUTIONAL SECURITY AND CONTROL	00006961	Chandler,James L	CORRECTIONAL OFFICER	8	10	70,124	21,318	2/27/1990	F	1.00	CONTINUING	N
FLO	0100	3605	INSTITUTIONAL SECURITY AND CONTROL	00006966	Henry,Alvin	SUPV CORRECTIONAL OFFICER	11	0	80,511	24,475	2/11/2013	F	1.00	CONTINUING	N
FLO	0100	3605	INSTITUTIONAL SECURITY AND CONTROL	00007053	APAU,HAYFORD	CORRECTIONAL OFFICER	6	1	47,575	14,463	8/20/2018	F	1.00	CONTINUING	N
FLO	0100	3605	INSTITUTIONAL SECURITY AND CONTROL	00007270	Johnson,Lennard K	CORRECTIONAL INSTITUTION ADMIN	15	0	154,438	46,949	7/28/2014	F	1.00	CONTINUING	N

Agency	Fund Code	Activity	Activity Title	Posn Nbr	Name	Title	Grade	Step	Salary	Fringe	Hire Date	Vac Stat	FTE x Dist %	Reg/Temp/Term	Filled by Law Y/N
FLO	0100	3605	INSTITUTIONAL SECURITY AND CONTROL	00007297	Reavis Jr.,Kenneth Cornelius	CORRECTIONAL OFFICER	6	1	47,575	14,463	9/4/2018	F	1.00	CONTINUING	N
FLO	0100	3605	INSTITUTIONAL SECURITY AND CONTROL	00007297	Mofor,Dieudonne Chi	CORRECTIONAL OFFICER	6	1	47,575	14,463	10/15/2018	F	1.00	CONTINUING	N
FLO	0100	3605	INSTITUTIONAL SECURITY AND CONTROL	00007332	Freeman,Toussaint L	CORRECTIONAL OFFICER	8	6	63,796	19,394	10/14/2008	F	1.00	CONTINUING	N
FLO	0100	3605	INSTITUTIONAL SECURITY AND CONTROL	00007375	Holden,Gwendolyn L	LEGAL INSTRUMENTS EXAMINER	8	10	67,812	20,615	11/25/1988	F	1.00	CONTINUING	N
FLO	0100	3605	INSTITUTIONAL SECURITY AND CONTROL	00007516	Brumfield III,Clinso C	CORRECTIONAL OFFICER	8	10	70,124	21,318	1/23/2006	F	1.00	CONTINUING	N
FLO	0100	3605	INSTITUTIONAL SECURITY AND CONTROL	00007608	Lebbie,Komba James	Legal Instruments Examiner	6	4	44,246	13,451	9/4/2018	F	1.00	CONTINUING	N
FLO	0100	3605	INSTITUTIONAL SECURITY AND CONTROL	00007744	Nurse,Gregory L	CORRECTIONAL OFFICER	8	6	63,796	19,394	2/17/2009	F	1.00	CONTINUING	N
FLO	0100	3605	INSTITUTIONAL SECURITY AND CONTROL	00007760	Drake Jr.,Johnny	CORRECTIONAL OFFICER	8	6	63,796	19,394	2/17/2009	F	1.00	CONTINUING	N
FLO	0100	3605	INSTITUTIONAL SECURITY AND CONTROL	00007845	Flournoy,Tanya T	CORRECTIONAL OFFICER	8	6	63,796	19,394	10/13/2009	F	1.00	CONTINUING	N
FLO	0100	3605	INSTITUTIONAL SECURITY AND CONTROL	00007860	Ridley,Shadonna R	CORRECTIONAL OFFICER	8	6	63,796	19,394	1/5/2009	F	1.00	CONTINUING	N
FLO	0100	3605	INSTITUTIONAL SECURITY AND CONTROL	00007871	Shaw,Rashean S	Monitoring Specialist	9	5	55,910	16,997	12/20/2010	F	1.00	CONTINUING	N
FLO	0100	3605	INSTITUTIONAL SECURITY AND CONTROL	00007877	Carter,Farrah	CORRECTIONAL OFFICER	6	1	47,576	14,463	5/29/2018	F	1.00	CONTINUING	N
FLO	0100	3605	INSTITUTIONAL SECURITY AND CONTROL	00007903	Lee,Samantha S	Legal Instruments Examiner	6	4	44,246	13,451	1/2/2007	F	1.00	CONTINUING	N
FLO	0100	3605	INSTITUTIONAL SECURITY AND CONTROL	00008013	Gilbert,John D	CORRECTIONAL OFFICER	8	2	57,468	17,470	8/10/2015	F	1.00	CONTINUING	N
FLO	0100	3605	INSTITUTIONAL SECURITY AND CONTROL	00008017	Brown,Rasheeda	CORRECTIONAL OFFICER	8	6	63,796	19,394	12/22/2008	F	1.00	CONTINUING	N
FLO	0100	3605	INSTITUTIONAL SECURITY AND CONTROL	00008018	Mitchell,Calvin D	CORRECTIONAL OFFICER	8	10	70,124	21,318	8/19/1996	F	1.00	CONTINUING	N
FLO	0100	3605	INSTITUTIONAL SECURITY AND CONTROL	00008025	Lee,Alberta R	SUPV LEGAL INSTRUMENT EXAMINR	11	0	74,337	22,598	7/23/2007	F	1.00	CONTINUING	N
FLO	0100	3605	INSTITUTIONAL SECURITY AND CONTROL	00008040	Clinkscale,Connie	CORRECTIONAL OFFICER	8	10	70,124	21,318	6/15/1992	F	1.00	CONTINUING	N
FLO	0100	3605	INSTITUTIONAL SECURITY AND CONTROL	00008064	Lewis,Daniel W	CORRECTIONAL OFFICER	8	10	70,124	21,318	6/6/1988	F	1.00	CONTINUING	N
FLO	0100	3605	INSTITUTIONAL SECURITY AND CONTROL	00008087	White,Deneen R	CORRECTIONAL OFFICER	8	6	63,796	19,394	11/10/2008	F	1.00	CONTINUING	N
FLO	0100	3605	INSTITUTIONAL SECURITY AND CONTROL	00008090	Hull,Edwin A	CORRECTIONAL OFFICER - LEAD	9	10	77,231	23,478	6/18/1990	F	1.00	CONTINUING	N
FLO	0100	3605	INSTITUTIONAL SECURITY AND CONTROL	00008192	Long,Kandis J	CORRECTIONAL OFFICER	8	5	62,214	18,913	9/24/2012	F	1.00	CONTINUING	N
FLO	0100	3605	INSTITUTIONAL SECURITY AND CONTROL	00008211	Gamble,Mark E	CORRECTIONAL OFFICER	8	6	63,796	19,394	8/18/2008	F	1.00	CONTINUING	N
FLO	0100	3605	INSTITUTIONAL SECURITY AND CONTROL	00008214	Lopez,Amy K.	Associate Director	10	0	166,073	50,486	7/31/2017	F	1.00	CONTINUING	N
FLO	0100	3605	INSTITUTIONAL SECURITY AND CONTROL	00008222	Johnson,Laveta S	CORRECTIONAL OFFICER - LEAD	9	5	68,501	20,824	10/22/2009	F	1.00	CONTINUING	N
FLO	0100	3605	INSTITUTIONAL SECURITY AND CONTROL	00008236	Aryee,Samuel	CORRECTIONAL OFFICER	8	3	59,050	17,951	10/20/2014	F	1.00	CONTINUING	N
FLO	0100	3605	INSTITUTIONAL SECURITY AND CONTROL	00008275	Ashmeade,Alphonso A	CORRECTIONAL OFFICER	8	6	63,796	19,394	10/13/2009	F	1.00	CONTINUING	N
FLO	0100	3605	INSTITUTIONAL SECURITY AND CONTROL	00008359	Brand,Joseph E.	CORRECTIONAL OFFICER	8	5	62,214	18,913	12/20/2010	F	1.00	CONTINUING	N
FLO	0100	3605	INSTITUTIONAL SECURITY AND CONTROL	00008399	Brown,Ray	LEGAL INSTRUMENTS EXAMINER	8	8	64,496	19,607	11/13/2006	F	1.00	CONTINUING	N
FLO	0100	3605	INSTITUTIONAL SECURITY AND CONTROL	00008404	Cannedy,Tammy S	CORRECTIONAL OFFICER	8	6	63,796	19,394	7/6/2009	F	1.00	CONTINUING	N
FLO	0100	3605	INSTITUTIONAL SECURITY AND CONTROL	00008415	Perrilloux,Dwight J	CORRECTIONAL OFFICER	8	3	59,050	17,951	8/25/2014	F	1.00	CONTINUING	N
FLO	0100	3605	INSTITUTIONAL SECURITY AND CONTROL	00008426	Briscoe Armstrong,Susan	CORRECTIONAL OFFICER	8	10	70,124	21,318	7/10/2006	F	1.00	CONTINUING	N
FLO	0100	3605	INSTITUTIONAL SECURITY AND CONTROL	00008558	Nnorom,Glory U	CORRECTIONAL OFFICER	8	4	60,632	18,432	8/26/2013	F	1.00	CONTINUING	N
FLO	0100	3605	INSTITUTIONAL SECURITY AND CONTROL	00008567	Annan,Esther	CORRECTIONAL OFFICER	8	4	60,632	18,432	8/26/2013	F	1.00	CONTINUING	N
FLO	0100	3605	INSTITUTIONAL SECURITY AND CONTROL	00008569	Williams,James E	CRIMINAL INVEST	12	5	83,078	25,256	10/5/1993	F	1.00	CONTINUING	N
FLO	0100	3605	INSTITUTIONAL SECURITY AND CONTROL	00008605	Moton,Deborah A	CORRECTIONAL OFFICER - LEAD	9	8	73,739	22,417	1/23/2006	F	1.00	CONTINUING	N
FLO	0100	3605	INSTITUTIONAL SECURITY AND CONTROL	00008626	Crawley,Heather	SUPV CORRECTIONAL OFFICER	11	0	71,533	21,746	11/28/2016	F	1.00	CONTINUING	N
FLO	0100	3605	INSTITUTIONAL SECURITY AND CONTROL	00008640	Ashiamah,Frederick	CORRECTIONAL OFFICER	8	2	57,468	17,470	8/10/2015	F	1.00	CONTINUING	N
FLO	0100	3605	INSTITUTIONAL SECURITY AND CONTROL	00008771	Holland,Donald L	CORRECTIONAL OFFICER	8	10	70,124	21,318	6/17/1991	F	1.00	CONTINUING	N
FLO	0100	3605	INSTITUTIONAL SECURITY AND CONTROL	00008794	Masi,Harcourt	CORRECTIONAL OFFICER - LEAD	9	10	77,231	23,478	6/18/1990	F	1.00	CONTINUING	N
FLO	0100	3605	INSTITUTIONAL SECURITY AND CONTROL	00008857	Yelder,De'Lano E	CORRECTIONAL OFFICER	8	6	63,796	19,394	2/1/2010	F	1.00	CONTINUING	N
FLO	0100	3605	INSTITUTIONAL SECURITY AND CONTROL	00008945	Pam,Christian M	CORRECTIONAL OFFICER	8	6	63,796	19,394	12/22/2008	F	1.00	CONTINUING	N
FLO	0100	3605	INSTITUTIONAL SECURITY AND CONTROL	00008949	Talley Glass,Nora A	SUPVY CORRECTIONAL OFFICER	13	0	99,807	30,341	6/6/1988	F	1.00	CONTINUING	N
FLO	0100	3605	INSTITUTIONAL SECURITY AND CONTROL	00008967	Peck,Fredrick B	CORRECTIONAL OFFICER	8	6	63,796	19,394	8/18/2008	F	1.00	CONTINUING	N
FLO	0100	3605	INSTITUTIONAL SECURITY AND CONTROL	00009092	Martin Daniels,Mary S	CORRECTIONAL OFFICER	8	10	70,124	21,318	1/3/1991	F	1.00	CONTINUING	N
FLO	0100	3605	INSTITUTIONAL SECURITY AND CONTROL	00009131	Cooper,Kimberly	CORRECTIONAL OFFICER	8	7	65,378	19,875	9/24/2007	F	1.00	CONTINUING	N
FLO	0100	3605	INSTITUTIONAL SECURITY AND CONTROL	00009134	Ataiyero,Aaron A	CORRECTIONAL OFFICER - LEAD	9	5	67,158	20,416	2/17/2009	F	1.00	CONTINUING	N
FLO	0100	3605	INSTITUTIONAL SECURITY AND CONTROL	00009246	Cobbs,Andre	CORRECTIONAL OFFICER - LEAD	9	10	77,231	23,478	3/12/1991	F	1.00	CONTINUING	N
FLO	0100	3605	INSTITUTIONAL SECURITY AND CONTROL	00009296	Lattisaw,LaShawn T	CORRECTIONAL OFFICER	8	6	63,796	19,394	7/6/2009	F	1.00	CONTINUING	N
FLO	0100	3605	INSTITUTIONAL SECURITY AND CONTROL	00009384	Anyanwu,Casmir Kennedy	CORRECTIONAL OFFICER	8	2	57,468	17,470	5/4/2015	F	1.00	CONTINUING	N

Agency	Fund Code	Activity	Activity Title	Posn Nbr	Name	Title	Grade	Step	Salary	Fringe	Hire Date	Vac Stat	FTE x Dist %	Reg/Temp/Term	Filled by Law Y/N
FLO	0100	3605	INSTITUTIONAL SECURITY AND CONTROL	00009419	Marr,Sheila T	SUPV CORRECTIONAL OFFICER	12	0	89,226	27,125	5/29/1991	F	1.00	CONTINUING	N
FLO	0100	3605	INSTITUTIONAL SECURITY AND CONTROL	00009479	Palmer III,William Rutherford	CORRECTIONAL OFFICER - LEAD	9	7	71,993	21,886	9/17/2007	F	1.00	CONTINUING	N
FLO	0100	3605	INSTITUTIONAL SECURITY AND CONTROL	00009485	PRINCE,AYSHA L	Teacher	11	4	65,487	19,908	6/25/2018	F	1.00	CONTINUING	N
FLO	0100	3605	INSTITUTIONAL SECURITY AND CONTROL	00009513	Bangura,Alfred	CORRECTIONAL OFFICER	8	3	59,050	17,951	7/14/2014	F	1.00	CONTINUING	N
FLO	0100	3605	INSTITUTIONAL SECURITY AND CONTROL	00009514	Clark,Shawn L.	CORRECTIONAL OFFICER	8	7	65,378	19,875	4/17/2007	F	1.00	CONTINUING	N
FLO	0100	3605	INSTITUTIONAL SECURITY AND CONTROL	00009523	Mcqueen,Bobbie R	CORRECTIONAL OFFICER	8	10	70,124	21,318	1/19/1990	F	1.00	CONTINUING	N
FLO	0100	3605	INSTITUTIONAL SECURITY AND CONTROL	00009594	Smith,Valerie T.	Legal Instruments Examiner	6	4	44,246	13,451	7/10/2017	F	1.00	CONTINUING	N
FLO	0100	3605	INSTITUTIONAL SECURITY AND CONTROL	00009598	Harris,Courtney	Program Analyst	12	1	73,906	22,467	5/29/2018	F	1.00	CONTINUING	N
FLO	0100	3605	INSTITUTIONAL SECURITY AND CONTROL	00009613	Thigpen,Robert E	CORRECTIONAL OFFICER	8	10	70,124	21,318	10/24/1988	F	1.00	CONTINUING	N
FLO	0100	3605	INSTITUTIONAL SECURITY AND CONTROL	00009638	Awodiya,Olusola C	CORRECTIONAL OFFICER	8	5	62,214	18,913	8/30/2010	F	1.00	CONTINUING	N
FLO	0100	3605	INSTITUTIONAL SECURITY AND CONTROL	00009714	Ntungwe,Corlins	CORRECTIONAL OFFICER	7	2	52,118	15,844	6/12/2017	F	1.00	CONTINUING	N
FLO	0100	3605	INSTITUTIONAL SECURITY AND CONTROL	00009725	Ademola,OlaJumoke A	CORRECTIONAL OFFICER	8	6	63,796	19,394	12/22/2008	F	1.00	CONTINUING	N
FLO	0100	3605	INSTITUTIONAL SECURITY AND CONTROL	00009758	Holston,Tyra	Clerical Assistant	6	4	44,246	13,451	6/11/2018	F	1.00	Temp	N
FLO	0100	3605	INSTITUTIONAL SECURITY AND CONTROL	00009801	Ibidapo,Michael A	CORRECTIONAL OFFICER	8	7	65,378	19,875	4/17/2007	F	1.00	CONTINUING	N
FLO	0100	3605	INSTITUTIONAL SECURITY AND CONTROL	00009804	Lightner,Vera P	Supervisory Correctional Treat	13	0	94,764	28,808	2/27/2012	F	1.00	CONTINUING	N
FLO	0100	3605	INSTITUTIONAL SECURITY AND CONTROL	00009810	Pope,Spious T.	CORRECTIONAL OFFICER	8	7	65,378	19,875	4/28/2008	F	1.00	CONTINUING	N
FLO	0100	3605	INSTITUTIONAL SECURITY AND CONTROL	00009863	Corprew,Romona S	CORRECTIONAL OFFICER - LEAD	9	9	75,485	22,947	10/21/1993	F	1.00	CONTINUING	N
FLO	0100	3605	INSTITUTIONAL SECURITY AND CONTROL	00009894	Mballow,Cherno	CORRECTIONAL OFFICER	8	3	59,050	17,951	7/28/2014	F	1.00	CONTINUING	N
FLO	0100	3605	INSTITUTIONAL SECURITY AND CONTROL	00009913	Ellis,Ebony	CORRECTIONAL OFFICER	8	2	57,468	17,470	5/2/2016	F	1.00	CONTINUING	N
FLO	0100	3605	INSTITUTIONAL SECURITY AND CONTROL	00009921	Cole,Marlon	CORRECTIONAL OFFICER	8	5	62,214	18,913	4/8/2013	F	1.00	CONTINUING	N
FLO	0100	3605	INSTITUTIONAL SECURITY AND CONTROL	00009928	Ogamba,Chineme	CORRECTIONAL OFFICER	8	5	62,214	18,913	3/25/2013	F	1.00	CONTINUING	N
FLO	0100	3605	INSTITUTIONAL SECURITY AND CONTROL	00010007	Muritala,Sheu A	CORRECTIONAL OFFICER	8	2	57,468	17,470	1/25/2016	F	1.00	CONTINUING	N
FLO	0100	3605	INSTITUTIONAL SECURITY AND CONTROL	00010011	Djoko,Marius	CORRECTIONAL OFFICER	8	2	57,468	17,470	11/16/2015	F	1.00	CONTINUING	N
FLO	0100	3605	INSTITUTIONAL SECURITY AND CONTROL	00010014	Warren,Deborah L	CORRECTIONAL OFFICER	7	2	52,118	15,844	2/1/2017	F	1.00	CONTINUING	N
FLO	0100	3605	INSTITUTIONAL SECURITY AND CONTROL	00010027	Copeland,Amanda	CORRECTIONAL OFFICER	6	1	47,575	14,463	11/13/2018	F	1.00	CONTINUING	N
FLO	0100	3605	INSTITUTIONAL SECURITY AND CONTROL	00010028	Melchoir,Michael	CORRECTIONAL OFFICER	8	10	70,124	21,318	10/23/1989	F	1.00	CONTINUING	N
FLO	0100	3605	INSTITUTIONAL SECURITY AND CONTROL	00010031	James,Raymond N	CORRECTIONAL OFFICER	8	2	57,468	17,470	4/18/2016	F	1.00	CONTINUING	N
FLO	0100	3605	INSTITUTIONAL SECURITY AND CONTROL	00010112	Sanchez,Guillermo	CORRECTIONAL OFFICER	8	8	66,960	20,356	9/24/2012	F	1.00	CONTINUING	N
FLO	0100	3605	INSTITUTIONAL SECURITY AND CONTROL	00010114	Olugbamiye,John Sunday	CORRECTIONAL OFFICER - LEAD	9	5	68,501	20,824	1/3/2011	F	1.00	CONTINUING	N
FLO	0100	3605	INSTITUTIONAL SECURITY AND CONTROL	00010121	Allen Jr.,Dexter W	CORRECTIONAL OFFICER	8	6	63,796	19,394	6/30/2008	F	1.00	CONTINUING	N
FLO	0100	3605	INSTITUTIONAL SECURITY AND CONTROL	00010149	Kornegay,Natasha T	CORRECTIONAL OFFICER	8	6	63,796	19,394	3/11/2009	F	1.00	CONTINUING	N
FLO	0100	3605	INSTITUTIONAL SECURITY AND CONTROL	00010200	Akaigwe,Maduabuchi H	CORRECTIONAL OFFICER	6	1	47,575	14,463	3/5/2018	F	1.00	CONTINUING	N
FLO	0100	3605	INSTITUTIONAL SECURITY AND CONTROL	00010204	Younger,Sharon M	CORRECTIONAL OFFICER	8	6	63,796	19,394	10/26/2009	F	1.00	CONTINUING	N
FLO	0100	3605	INSTITUTIONAL SECURITY AND CONTROL	00010208	Parker,Andra	CORRECTIONAL OFFICER	8	10	70,124	21,318	9/2/2008	F	1.00	CONTINUING	N
FLO	0100	3605	INSTITUTIONAL SECURITY AND CONTROL	00010228	Whitby Jr.,Austin	CORRECTIONAL OFFICER - LEAD	9	10	77,231	23,478	3/3/1987	F	1.00	CONTINUING	N
FLO	0100	3605	INSTITUTIONAL SECURITY AND CONTROL	00010234	Epps,David Tyrone	CORRECTIONAL OFFICER	8	5	62,214	18,913	8/15/2011	F	1.00	CONTINUING	N
FLO	0100	3605	INSTITUTIONAL SECURITY AND CONTROL	00010235	Folefoc,Atabong Nkwetta	CORRECTIONAL OFFICER	8	5	62,214	18,913	4/8/2013	F	1.00	CONTINUING	N
FLO	0100	3605	INSTITUTIONAL SECURITY AND CONTROL	00010241	Anyaike,Okechukwu J	CORRECTIONAL OFFICER	8	2	57,468	17,470	11/16/2015	F	1.00	CONTINUING	N
FLO	0100	3605	INSTITUTIONAL SECURITY AND CONTROL	00010247	Dickensjr,Lewis	CORRECTIONAL OFFICER	8	10	70,124	21,318	7/19/2010	F	1.00	CONTINUING	N
FLO	0100	3605	INSTITUTIONAL SECURITY AND CONTROL	00010286	Rotimi,Henry Kolawole	CORRECTIONAL OFFICER - LEAD	9	10	77,231	23,478	6/27/2005	F	1.00	CONTINUING	N
FLO	0100	3605	INSTITUTIONAL SECURITY AND CONTROL	00010318	Brown,Delonte J	CORRECTIONAL OFFICER	8	6	63,796	19,394	2/17/2009	F	1.00	CONTINUING	N
FLO	0100	3605	INSTITUTIONAL SECURITY AND CONTROL	00010322	Douglas,Ashley A	CORRECTIONAL OFFICER	8	5	62,214	18,913	12/20/2010	F	1.00	CONTINUING	N
FLO	0100	3605	INSTITUTIONAL SECURITY AND CONTROL	00010330	Hutchins,Aaron	Maintenance Mechanic	9	1	52,707	16,023	4/30/2018	F	1.00	CONTINUING	N
FLO	0100	3605	INSTITUTIONAL SECURITY AND CONTROL	00010358	Umeh,Becky	CORRECTIONAL OFFICER	8	2	57,468	17,470	5/31/2016	F	1.00	CONTINUING	N
FLO	0100	3605	INSTITUTIONAL SECURITY AND CONTROL	00010372	Lee,Calvin	CORRECTIONAL OFFICER	7	2	52,118	15,844	7/25/2016	F	1.00	CONTINUING	N
FLO	0100	3605	INSTITUTIONAL SECURITY AND CONTROL	00010397	King,Eric Lee	CORRECTIONAL OFFICER	8	10	70,124	21,318	3/7/2005	F	1.00	CONTINUING	N
FLO	0100	3605	INSTITUTIONAL SECURITY AND CONTROL	00010445	Julien,Shelby M	CORRECTIONAL OFFICER	8	7	65,378	19,875	10/14/2008	F	1.00	CONTINUING	N
FLO	0100	3605	INSTITUTIONAL SECURITY AND CONTROL	00010523	Sone epie esambe koge,Fnu	CORRECTIONAL OFFICER	6	1	47,575	14,463	3/19/2018	F	1.00	CONTINUING	N
FLO	0100	3605	INSTITUTIONAL SECURITY AND CONTROL	00010625	Ogwu,Anthony	CORRECTIONAL OFFICER	6	1	47,575	14,463	11/13/2018	F	1.00	CONTINUING	N
FLO	0100	3605	INSTITUTIONAL SECURITY AND CONTROL	00010628	Orimoyegun,Johnson O	CORRECTIONAL OFFICER	8	3	59,050	17,951	7/28/2014	F	1.00	CONTINUING	N

Agency	Fund Code	Activity	Activity Title	Posn Nbr	Name	Title	Grade	Step	Salary	Fringe	Hire Date	Vac Stat	FTE x Dist %	Reg/Term	Law Y/N
FLO	0100	3605	INSTITUTIONAL SECURITY AND CONTROL	00010629	Winear,Michael A.	CORRECTIONAL OFFICER	8	6	63,796	19,394	2/11/2008	F	1.00	CONTINUING	N
FLO	0100	3605	INSTITUTIONAL SECURITY AND CONTROL	00010642	Osborne,Allantra J	CORRECTIONAL OFFICER	8	2	57,468	17,470	3/9/2015	F	1.00	CONTINUING	N
FLO	0100	3605	INSTITUTIONAL SECURITY AND CONTROL	00010653	Ezurike,Onyide Alaeto Ashey	CORRECTIONAL OFFICER - LEAD	9	10	77,231	23,478	7/3/1989	F	1.00	CONTINUING	N
FLO	0100	3605	INSTITUTIONAL SECURITY AND CONTROL	00010655	Harville,Markita D	CORRECTIONAL OFFICER	8	6	63,796	19,394	7/27/2009	F	1.00	CONTINUING	N
FLO	0100	3605	INSTITUTIONAL SECURITY AND CONTROL	00010658	Holland,Davin	SUPV CORRECTIONAL OFFICER	11	0	71,441	21,718	10/2/2017	F	1.00	CONTINUING	N
FLO	0100	3605	INSTITUTIONAL SECURITY AND CONTROL	00010683	Delk,Christian H.	CORRECTIONAL OFFICER	8	5	62,214	18,913	8/15/2011	F	1.00	CONTINUING	N
FLO	0100	3605	INSTITUTIONAL SECURITY AND CONTROL	00010697	Lapaix,Reny Teodoro	CORRECTIONAL OFFICER	8	6	63,796	19,394	3/15/2010	F	1.00	CONTINUING	N
FLO	0100	3605	INSTITUTIONAL SECURITY AND CONTROL	00010714	O'Neal,Nadiyah S	CORRECTIONAL OFFICER	8	2	57,468	17,470	4/18/2016	F	1.00	CONTINUING	N
FLO	0100	3605	INSTITUTIONAL SECURITY AND CONTROL	00010719	Fowler Jr.,Robert R	CORRECTIONAL OFFICER	8	10	70,124	21,318	6/11/2007	F	1.00	CONTINUING	N
FLO	0100	3605	INSTITUTIONAL SECURITY AND CONTROL	00010735	Robinson,Nathaniel	CORRECTIONAL OFFICER - LEAD	9	6	70,247	21,355	8/6/2007	F	1.00	CONTINUING	N
FLO	0100	3605	INSTITUTIONAL SECURITY AND CONTROL	00010736	Williams,Terrotrice G.	CORRECTIONAL OFFICER	8	5	62,214	18,913	3/25/2013	F	1.00	CONTINUING	N
FLO	0100	3605	INSTITUTIONAL SECURITY AND CONTROL	00010891	Bailey,McCleveland	CORRECTIONAL OFFICER	8	9	68,542	20,837	1/23/2006	F	1.00	CONTINUING	N
FLO	0100	3605	INSTITUTIONAL SECURITY AND CONTROL	00010902	Simmons,De'Montaz	CORRECTIONAL OFFICER	6	1	47,575	14,463	10/15/2018	F	1.00	CONTINUING	N
FLO	0100	3605	INSTITUTIONAL SECURITY AND CONTROL	00010907	Olibrun,Mariane	CORRECTIONAL OFFICER	8	3	59,050	17,951	6/2/2014	F	1.00	CONTINUING	N
FLO	0100	3605	INSTITUTIONAL SECURITY AND CONTROL	00010938	Poge,Carol P	CORRECTIONAL OFFICER	8	6	63,796	19,394	6/8/2009	F	1.00	CONTINUING	N
FLO	0100	3605	INSTITUTIONAL SECURITY AND CONTROL	00011033	Jones,Alexus D	CORRECTIONAL OFFICER	6	2	48,837	14,846	7/10/2017	F	1.00	CONTINUING	N
FLO	0100	3605	INSTITUTIONAL SECURITY AND CONTROL	00011064	Eghan,Francis	CORRECTIONAL OFFICER	8	6	63,796	19,394	12/22/2008	F	1.00	CONTINUING	N
FLO	0100	3605	INSTITUTIONAL SECURITY AND CONTROL	00011097	Dawkins,Shireta R	CORRECTIONAL OFFICER	8	7	65,378	19,875	9/24/2007	F	1.00	CONTINUING	N
FLO	0100	3605	INSTITUTIONAL SECURITY AND CONTROL	00011103	Girmu,Yohannes T	CORRECTIONAL OFFICER	8	6	63,796	19,394	12/22/2008	F	1.00	CONTINUING	N
FLO	0100	3605	INSTITUTIONAL SECURITY AND CONTROL	00011104	Smith,Akeem	CORRECTIONAL OFFICER	8	2	57,468	17,470	5/16/2016	F	1.00	CONTINUING	N
FLO	0100	3605	INSTITUTIONAL SECURITY AND CONTROL	00011151	Banjoko,Moshood A	CORRECTIONAL OFFICER	6	2	48,837	14,846	12/26/2017	F	1.00	CONTINUING	N
FLO	0100	3605	INSTITUTIONAL SECURITY AND CONTROL	00011155	Rodriguez,Pablo A	CORRECTIONAL OFFICER	8	10	70,124	21,318	5/7/1990	F	1.00	CONTINUING	N
FLO	0100	3605	INSTITUTIONAL SECURITY AND CONTROL	00011209	Smith,Temeka S	CORRECTIONAL OFFICER - LEAD	9	5	68,501	20,824	2/17/2009	F	1.00	CONTINUING	N
FLO	0100	3605	INSTITUTIONAL SECURITY AND CONTROL	00011304	Callender,Sheena C	CORRECTIONAL OFFICER - LEAD	9	5	68,501	20,824	9/13/2010	F	1.00	CONTINUING	N
FLO	0100	3605	INSTITUTIONAL SECURITY AND CONTROL	00011427	Bolanga,Guillaume	CORRECTIONAL OFFICER	8	3	59,050	17,951	7/28/2014	F	1.00	CONTINUING	N
FLO	0100	3605	INSTITUTIONAL SECURITY AND CONTROL	00011447	Wilson,Lawrence A	CORRECTIONAL OFFICER - LEAD	9	10	77,231	23,478	1/29/1990	F	1.00	CONTINUING	N
FLO	0100	3605	INSTITUTIONAL SECURITY AND CONTROL	00011571	Dosumu,Hawa	CORRECTIONAL OFFICER	8	4	60,632	18,432	1/27/2014	F	1.00	CONTINUING	N
FLO	0100	3605	INSTITUTIONAL SECURITY AND CONTROL	00011650	Nyuma,Eric	CORRECTIONAL OFFICER	6	1	47,575	14,463	7/23/2018	F	1.00	CONTINUING	N
FLO	0100	3605	INSTITUTIONAL SECURITY AND CONTROL	00011984	Hannie,Jeremy L.	CORRECTIONAL OFFICER - LEAD	9	4	66,755	20,294	1/14/2013	F	1.00	CONTINUING	N
FLO	0100	3605	INSTITUTIONAL SECURITY AND CONTROL	00012037	Hall,Benard J	CORRECTIONAL OFFICER - LEAD	9	10	77,231	23,478	5/13/1987	F	1.00	CONTINUING	N
FLO	0100	3605	INSTITUTIONAL SECURITY AND CONTROL	00012139	Agyekum,Akwasi A.	CORRECTIONAL OFFICER	8	5	62,214	18,913	12/20/2010	F	1.00	CONTINUING	N
FLO	0100	3605	INSTITUTIONAL SECURITY AND CONTROL	00012193	Carpenter,Serena T	CORRECTIONAL OFFICER	8	2	57,468	17,470	1/25/2016	F	1.00	CONTINUING	N
FLO	0100	3605	INSTITUTIONAL SECURITY AND CONTROL	00012206	Williams,Delonte X.	CORRECTIONAL OFFICER	7	2	52,118	15,844	2/1/2017	F	1.00	CONTINUING	N
FLO	0100	3605	INSTITUTIONAL SECURITY AND CONTROL	00012249	Becton,Linwood E	SUPV CORRECTIONAL OFFICER	11	0	80,770	24,554	2/6/1995	F	1.00	CONTINUING	N
FLO	0100	3605	INSTITUTIONAL SECURITY AND CONTROL	00012250	Kwene,Vitalis	CORRECTIONAL OFFICER	6	1	47,575	14,463	10/29/2018	F	1.00	CONTINUING	N
FLO	0100	3605	INSTITUTIONAL SECURITY AND CONTROL	00012413	Dixon,Sharon A.	CORRECTIONAL OFFICER	8	5	62,214	18,913	8/15/2011	F	1.00	CONTINUING	N
FLO	0100	3605	INSTITUTIONAL SECURITY AND CONTROL	00012473	Bell,Adrienne J	CORRECTIONAL OFFICER	8	4	60,632	18,432	7/19/2010	F	1.00	CONTINUING	N
FLO	0100	3605	INSTITUTIONAL SECURITY AND CONTROL	00012521	Conner,William J	CORRECTIONAL OFFICER	8	6	63,796	19,394	7/27/2009	F	1.00	CONTINUING	N
FLO	0100	3605	INSTITUTIONAL SECURITY AND CONTROL	00012525	Ridley,Shantell T	CORRECTIONAL OFFICER	8	4	60,632	18,432	11/4/2013	F	1.00	CONTINUING	N
FLO	0100	3605	INSTITUTIONAL SECURITY AND CONTROL	00012535	Hill,Jr,Solomon	CORRECTIONAL OFFICER	8	4	60,632	18,432	8/26/2013	F	1.00	CONTINUING	N
FLO	0100	3605	INSTITUTIONAL SECURITY AND CONTROL	00012569	Evans,Jonathan B	CORRECTIONAL OFFICER	8	10	70,124	21,318	2/3/1983	F	1.00	CONTINUING	N
FLO	0100	3605	INSTITUTIONAL SECURITY AND CONTROL	00012591	Hunter,Brenda J	CORRECTIONAL OFFICER	8	6	63,796	19,394	2/17/2009	F	1.00	CONTINUING	N
FLO	0100	3605	INSTITUTIONAL SECURITY AND CONTROL	00012620	Harrington,Edward J	CORRECTIONAL OFFICER - LEAD	9	10	77,231	23,478	6/1/1989	F	1.00	CONTINUING	N
FLO	0100	3605	INSTITUTIONAL SECURITY AND CONTROL	00012645	Ebini,Lucas B	CORRECTIONAL OFFICER	8	5	62,214	18,913	4/8/2013	F	1.00	CONTINUING	N
FLO	0100	3605	INSTITUTIONAL SECURITY AND CONTROL	00012676	Bailey II,William H	CORRECTIONAL OFFICER	8	6	63,796	19,394	9/21/2009	F	1.00	CONTINUING	N
FLO	0100	3605	INSTITUTIONAL SECURITY AND CONTROL	00012677	Uwadiae,Amos D	CORRECTIONAL OFFICER	8	4	60,632	18,432	9/9/2013	F	1.00	CONTINUING	N
FLO	0100	3605	INSTITUTIONAL SECURITY AND CONTROL	00012724	Ogu,Longinus	CORRECTIONAL OFFICER - LEAD	9	8	73,739	22,417	1/11/1995	F	1.00	CONTINUING	N
FLO	0100	3605	INSTITUTIONAL SECURITY AND CONTROL	00012727	Waller,Dawn Re'nae	CORRECTIONAL OFFICER	8	7	65,378	19,875	3/17/2008	F	1.00	CONTINUING	N
FLO	0100	3605	INSTITUTIONAL SECURITY AND CONTROL	00012740	Edwards,Kathleen Claudette	CLERICAL ASSISTANT	7	7	53,641	16,307	5/14/2007	F	1.00	CONTINUING	N
FLO	0100	3605	INSTITUTIONAL SECURITY AND CONTROL	00012858	Dove,Montez	CORRECTIONAL OFFICER	8	2	57,468	17,470	6/13/2016	F	1.00	CONTINUING	N

Agency	Fund Code	Activity	Activity Title	Posn Nbr	Name	Title	Grade	Step	Salary	Fringe	Hire Date	Vac Stat	FTE x Dist %	Reg/Temp/Term	Filled by Law Y/N
FLO	0100	3605	INSTITUTIONAL SECURITY AND CONTROL	00012913	Pender,Cheron	CORRECTIONAL OFFICER	7	3	53,547	16,278	6/13/2016	F	1.00	CONTINUING	N
FLO	0100	3605	INSTITUTIONAL SECURITY AND CONTROL	00012979	Brown,Theresa N	CORRECTIONAL OFFICER	8	3	59,050	17,951	8/25/2014	F	1.00	CONTINUING	N
FLO	0100	3605	INSTITUTIONAL SECURITY AND CONTROL	00012991	Cooper,Lawrence F	CORRECTIONAL OFFICER	8	2	57,468	17,470	11/16/2015	F	1.00	CONTINUING	N
FLO	0100	3605	INSTITUTIONAL SECURITY AND CONTROL	00013129	Leblanc Johnson,June Ann E	CLERICAL ASSISTANT	7	8	55,183	16,776	7/24/2006	F	1.00	CONTINUING	N
FLO	0100	3605	INSTITUTIONAL SECURITY AND CONTROL	00013135	Peel,Kevin W	CORRECTIONAL OFFICER	8	10	70,124	21,318	4/14/1986	F	1.00	CONTINUING	N
FLO	0100	3605	INSTITUTIONAL SECURITY AND CONTROL	00013144	Ford,Alvin C	SUPV CORRECTIONAL OFFICER	11	0	82,637	25,122	8/13/1990	F	1.00	CONTINUING	N
FLO	0100	3605	INSTITUTIONAL SECURITY AND CONTROL	00013169	Namunyu,Brian	CORRECTIONAL OFFICER	8	5	62,214	18,913	8/15/2011	F	1.00	CONTINUING	N
FLO	0100	3605	INSTITUTIONAL SECURITY AND CONTROL	00013265	Halder,Patricia A	CORRECTIONAL OFFICER - LEAD	9	10	77,231	23,478	4/20/1993	F	1.00	CONTINUING	N
FLO	0100	3605	INSTITUTIONAL SECURITY AND CONTROL	00013413	Ojo,Theophilus O	LEAD CORRECTIONAL OFC	9	10	77,231	23,478	9/9/1991	F	1.00	CONTINUING	N
FLO	0100	3605	INSTITUTIONAL SECURITY AND CONTROL	00013462	Sanchez,Esteban A	CORRECTIONAL OFFICER	8	2	57,468	17,470	3/9/2015	F	1.00	CONTINUING	N
FLO	0100	3605	INSTITUTIONAL SECURITY AND CONTROL	00013704	Shumake,Gregory	SUPV CORRECTIONAL OFFICER	11	0	87,148	26,493	12/27/2016	F	1.00	CONTINUING	N
FLO	0100	3605	INSTITUTIONAL SECURITY AND CONTROL	00013830	Chapa,Rosamaria S	CORRECTIONAL OFFICER	8	10	70,124	21,318	4/24/1991	F	1.00	CONTINUING	N
FLO	0100	3605	INSTITUTIONAL SECURITY AND CONTROL	00013941	Lester,Gerald L	CORRECTIONAL OFFICER - LEAD	9	10	77,231	23,478	11/14/1990	F	1.00	CONTINUING	N
FLO	0100	3605	INSTITUTIONAL SECURITY AND CONTROL	00014059	Adegbite,Adebola Fisayo	CORRECTIONAL OFFICER	6	1	47,575	14,463	7/23/2018	F	1.00	CONTINUING	N
FLO	0100	3605	INSTITUTIONAL SECURITY AND CONTROL	00014083	Broadus,Julia S	CORRECTIONAL OFFICER	8	10	70,124	21,318	10/9/1990	F	1.00	CONTINUING	N
FLO	0100	3605	INSTITUTIONAL SECURITY AND CONTROL	00014129	Johnson,Jacqueline I	CORRECTIONAL OFFICER	8	6	63,796	19,394	11/9/2009	F	1.00	CONTINUING	N
FLO	0100	3605	INSTITUTIONAL SECURITY AND CONTROL	00014693	Njau,Vincent	CORRECTIONAL OFFICER	8	5	62,214	18,913	8/15/2011	F	1.00	CONTINUING	N
FLO	0100	3605	INSTITUTIONAL SECURITY AND CONTROL	00015120	Kirkland,Andre	CORRECTIONAL OFFICER	8	2	57,468	17,470	5/2/2016	F	1.00	CONTINUING	N
FLO	0100	3605	INSTITUTIONAL SECURITY AND CONTROL	00015204	Williams,Carmen L	CORRECTIONAL OFFICER	8	6	63,796	19,394	9/21/2009	F	1.00	CONTINUING	N
FLO	0100	3605	INSTITUTIONAL SECURITY AND CONTROL	00015348	Carroll,LaTonja M.	CORRECTIONAL OFFICER	8	5	62,214	18,913	12/20/2010	F	1.00	CONTINUING	N
FLO	0100	3605	INSTITUTIONAL SECURITY AND CONTROL	00015411	Williams,Frederick U	CORRECTIONAL OFFICER - LEAD	9	7	71,993	21,886	9/25/2006	F	1.00	CONTINUING	N
FLO	0100	3605	INSTITUTIONAL SECURITY AND CONTROL	00015533	Moore,Jerry M	CORRECTIONAL OFFICER	8	10	70,124	21,318	1/30/1990	F	1.00	CONTINUING	N
FLO	0100	3605	INSTITUTIONAL SECURITY AND CONTROL	00015587	Christian,India M	CORRECTIONAL OFFICER	8	5	62,214	18,913	5/10/2010	F	1.00	CONTINUING	N
FLO	0100	3605	INSTITUTIONAL SECURITY AND CONTROL	00015632	White,Karl D	SUPV CORRECTIONAL OFFICER	11	0	81,017	24,629	10/13/1987	F	1.00	CONTINUING	N
FLO	0100	3605	INSTITUTIONAL SECURITY AND CONTROL	00015657	Burnett,Isaiah B	CORRECTIONAL OFFICER	7	2	52,118	15,844	8/22/2016	F	1.00	CONTINUING	N
FLO	0100	3605	INSTITUTIONAL SECURITY AND CONTROL	00015659	Harrell,Termika L	CORRECTIONAL OFFICER	8	6	63,796	19,394	12/21/2009	F	1.00	CONTINUING	N
FLO	0100	3605	INSTITUTIONAL SECURITY AND CONTROL	00015782	Millimouno,Koumba F	CORRECTIONAL OFFICER	8	2	57,468	17,470	11/16/2015	F	1.00	CONTINUING	N
FLO	0100	3605	INSTITUTIONAL SECURITY AND CONTROL	00015785	Holmes,Marshall	CORRECTIONAL OFFICER	6	2	48,837	14,846	9/18/2017	F	1.00	CONTINUING	N
FLO	0100	3605	INSTITUTIONAL SECURITY AND CONTROL	00015850	Danso,Kwadwo B	CORRECTIONAL OFFICER	8	6	63,796	19,394	1/5/2009	F	1.00	CONTINUING	N
FLO	0100	3605	INSTITUTIONAL SECURITY AND CONTROL	00015874	Douglas,Patrice A.	CORRECTIONAL OFFICER	8	7	65,378	19,875	2/1/2017	F	1.00	CONTINUING	N
FLO	0100	3605	INSTITUTIONAL SECURITY AND CONTROL	00015925	Okorie,Ugochukwu P	CORRECTIONAL OFFICER	8	6	63,796	19,394	4/28/2008	F	1.00	CONTINUING	N
FLO	0100	3605	INSTITUTIONAL SECURITY AND CONTROL	00016070	Nesbitt,Lennette M.	Case Manager	9	5	63,921	19,432	8/7/2017	F	1.00	CONTINUING	N
FLO	0100	3605	INSTITUTIONAL SECURITY AND CONTROL	00016118	Nivens,Eleanor	CORRECTIONAL OFFICER	8	10	70,124	21,318	9/16/1993	F	1.00	CONTINUING	N
FLO	0100	3605	INSTITUTIONAL SECURITY AND CONTROL	00016163	Barnes,Damian S	CORRECTIONAL OFFICER	8	6	63,796	19,394	7/27/2009	F	1.00	CONTINUING	N
FLO	0100	3605	INSTITUTIONAL SECURITY AND CONTROL	00016176	Armstead,Jonathan	CORRECTIONAL OFFICER - LEAD	9	7	71,993	21,886	8/6/2007	F	1.00	CONTINUING	N
FLO	0100	3605	INSTITUTIONAL SECURITY AND CONTROL	00016197	Onukwubiri,Ejikeme U	SUPV CORRECTIONAL OFFICER	11	0	83,152	25,278	9/16/1993	F	1.00	CONTINUING	N
FLO	0100	3605	INSTITUTIONAL SECURITY AND CONTROL	00016203	Gleaton,Latya	CORRECTIONAL OFFICER	6	2	48,837	14,846	9/18/2017	F	1.00	CONTINUING	N
FLO	0100	3605	INSTITUTIONAL SECURITY AND CONTROL	00016230	Aburo,Robert A.	CORRECTIONAL OFFICER	6	2	48,837	14,846	9/18/2017	F	1.00	CONTINUING	N
FLO	0100	3605	INSTITUTIONAL SECURITY AND CONTROL	00016283	Olubode,Matthew O	CORRECTIONAL OFFICER	8	5	62,214	18,913	8/30/2010	F	1.00	CONTINUING	N
FLO	0100	3605	INSTITUTIONAL SECURITY AND CONTROL	00016288	Taylor,Andre	CORRECTIONAL OFFICER	8	4	60,632	18,432	8/26/2013	F	1.00	CONTINUING	N
FLO	0100	3605	INSTITUTIONAL SECURITY AND CONTROL	00016296	Pinkney,Jason	CORRECTIONAL OFFICER	8	5	62,214	18,913	8/15/2011	F	1.00	CONTINUING	N
FLO	0100	3605	INSTITUTIONAL SECURITY AND CONTROL	00016373	Powell,Genester	Special Assistant	12	6	85,371	25,953	6/2/1992	F	1.00	CONTINUING	N
FLO	0100	3605	INSTITUTIONAL SECURITY AND CONTROL	00016382	Barnes,Daryl L	LEAD CORRECTIONAL OFC	9	10	77,231	23,478	2/19/2008	F	1.00	CONTINUING	N
FLO	0100	3605	INSTITUTIONAL SECURITY AND CONTROL	00016386	Postell,Jennifer D.	Program Support Specialist	11	8	73,167	22,243	6/3/2013	F	1.00	CONTINUING	N
FLO	0100	3605	INSTITUTIONAL SECURITY AND CONTROL	00016430	Davis,Michael	CORRECTIONAL OFFICER - LEAD	9	10	77,231	23,478	7/5/1990	F	1.00	CONTINUING	N
FLO	0100	3605	INSTITUTIONAL SECURITY AND CONTROL	00016450	Frederick,Earl	CORRECTIONAL OFFICER	7	2	52,118	15,844	7/25/2016	F	1.00	CONTINUING	N
FLO	0100	3605	INSTITUTIONAL SECURITY AND CONTROL	00016483	Rana,Arshad	CORRECTIONAL OFFICER	8	9	68,542	20,837	12/5/2011	F	1.00	CONTINUING	N
FLO	0100	3605	INSTITUTIONAL SECURITY AND CONTROL	00016486	Hargrove,Sharon Y	TRAINING SPECIALIST	12	5	83,078	25,256	3/30/2009	F	1.00	CONTINUING	N
FLO	0100	3605	INSTITUTIONAL SECURITY AND CONTROL	00016489	Salako,Adebawale	CORRECTIONAL OFFICER	8	5	62,214	18,913	8/15/2011	F	1.00	CONTINUING	N
FLO	0100	3605	INSTITUTIONAL SECURITY AND CONTROL	00016504	Sewell,Tanika A	LEGAL INSTRUMENTS EXAMIN SUPV	11	0	70,313	21,375	1/8/2007	F	1.00	CONTINUING	N

Agency	Fund Code	Activity	Activity Title	Posn Nbr	Name	Title	Grade	Step	Salary	Fringe	Hire Date	Vac Stat	FTE x Dist %	Reg/Temp/Term	Filled by Law Y/N
FLO	0100	3605	INSTITUTIONAL SECURITY AND CONTROL	00016539	Jones,Jack	Lead Legal Instruments Examine	9	7	67,577	20,543	8/20/2007	F	1.00	CONTINUING	N
FLO	0100	3605	INSTITUTIONAL SECURITY AND CONTROL	00016567	Allen,Almeada	CORRECTIONAL OFFICER	8	10	70,124	21,318	9/1/1990	F	1.00	CONTINUING	N
FLO	0100	3605	INSTITUTIONAL SECURITY AND CONTROL	00016571	Awasoh,Joel	CORRECTIONAL OFFICER	8	5	62,214	18,913	1/14/2013	F	1.00	CONTINUING	N
FLO	0100	3605	INSTITUTIONAL SECURITY AND CONTROL	00016593	Adams,Ronald C	SUPV CORRECTIONAL OFFICER	11	0	85,169	25,891	3/25/2008	F	1.00	CONTINUING	N
FLO	0100	3605	INSTITUTIONAL SECURITY AND CONTROL	00016607	Stovall,Hakim A	CORRECTIONAL OFFICER	8	5	62,214	18,913	1/14/2013	F	1.00	CONTINUING	N
FLO	0100	3605	INSTITUTIONAL SECURITY AND CONTROL	00016713	Thomas II,Leonard T	CORRECTIONAL OFFICER	8	6	63,796	19,394	9/21/2009	F	1.00	CONTINUING	N
FLO	0100	3605	INSTITUTIONAL SECURITY AND CONTROL	00016722	Coates,Tiara L.	CORRECTIONAL OFFICER	8	3	59,050	17,951	7/28/2014	F	1.00	CONTINUING	N
FLO	0100	3605	INSTITUTIONAL SECURITY AND CONTROL	00016780	Moore,Quintin S	CORRECTIONAL OFFICER	8	10	70,124	21,318	2/25/1992	F	1.00	CONTINUING	N
FLO	0100	3605	INSTITUTIONAL SECURITY AND CONTROL	00016823	Fokoua,Patrice	CORRECTIONAL OFFICER	7	2	52,118	15,844	7/25/2016	F	1.00	CONTINUING	N
FLO	0100	3605	INSTITUTIONAL SECURITY AND CONTROL	00016878	Joseph,Kanisha L	CORRECTIONAL OFFICER	7	2	52,118	15,844	8/22/2016	F	1.00	CONTINUING	N
FLO	0100	3605	INSTITUTIONAL SECURITY AND CONTROL	00016902	McDaniels Jr.,Robert Lewis	CORRECTIONAL OFFICER	8	6	63,796	19,394	7/6/2009	F	1.00	CONTINUING	N
FLO	0100	3605	INSTITUTIONAL SECURITY AND CONTROL	00016910	Ofori,Stephen S	CORRECTIONAL OFFICER	8	3	59,050	17,951	6/2/2014	F	1.00	CONTINUING	N
FLO	0100	3605	INSTITUTIONAL SECURITY AND CONTROL	00016913	Burton,Nenitto A	CORRECTIONAL OFFICER	8	4	60,632	18,432	9/9/2013	F	1.00	CONTINUING	N
FLO	0100	3605	INSTITUTIONAL SECURITY AND CONTROL	00016924	Powell,Danielle	CORRECTIONAL OFFICER	7	2	52,118	15,844	5/1/2017	F	1.00	CONTINUING	N
FLO	0100	3605	INSTITUTIONAL SECURITY AND CONTROL	00016948	Benavides,Mirian R	CORRECTIONAL OFFICER	8	4	60,632	18,432	9/9/2013	F	1.00	CONTINUING	N
FLO	0100	3605	INSTITUTIONAL SECURITY AND CONTROL	00016962	Harris,Anthony D	CORRECTIONAL OFFICER	8	10	70,124	21,318	7/18/2010	F	1.00	CONTINUING	N
FLO	0100	3605	INSTITUTIONAL SECURITY AND CONTROL	00017007	Curry Jr.,Stalk N	CORRECTIONAL OFFICER - LEAD	9	10	77,231	23,478	6/15/1992	F	1.00	CONTINUING	N
FLO	0100	3605	INSTITUTIONAL SECURITY AND CONTROL	00017021	Rivers,Faith M	CORRECTIONAL OFFICER	8	5	62,214	18,913	3/25/2013	F	1.00	CONTINUING	N
FLO	0100	3605	INSTITUTIONAL SECURITY AND CONTROL	00017032	Clark,Eric C	CORRECTIONAL OFFICER	8	10	70,124	21,318	9/21/1992	F	1.00	CONTINUING	N
FLO	0100	3605	INSTITUTIONAL SECURITY AND CONTROL	00017034	Carr,Jerry L	CORRECTIONAL OFFICER	8	10	70,124	21,318	3/26/1990	F	1.00	CONTINUING	N
FLO	0100	3605	INSTITUTIONAL SECURITY AND CONTROL	00017069	Whitfield,Michael	CORRECTIONAL OFFICER - LEAD	9	8	73,739	22,417	10/15/2007	F	1.00	CONTINUING	N
FLO	0100	3605	INSTITUTIONAL SECURITY AND CONTROL	00017091	Morman,Vaughn A.	CORRECTIONAL OFFICER	6	2	48,837	14,846	9/18/2017	F	1.00	CONTINUING	N
FLO	0100	3605	INSTITUTIONAL SECURITY AND CONTROL	00017097	SOWOU,MEGNONNA	CORRECTIONAL OFFICER	8	2	57,468	17,470	5/2/2016	F	1.00	CONTINUING	N
FLO	0100	3605	INSTITUTIONAL SECURITY AND CONTROL	00017122	Doh,Nina E.	CORRECTIONAL OFFICER	6	2	48,837	14,846	10/16/2017	F	1.00	CONTINUING	N
FLO	0100	3605	INSTITUTIONAL SECURITY AND CONTROL	00017138	Akinmayowa,Akinwale	CORRECTIONAL OFFICER	8	5	62,214	18,913	3/25/2013	F	1.00	CONTINUING	N
FLO	0100	3605	INSTITUTIONAL SECURITY AND CONTROL	00017148	Hill,Joseph L	CORRECTIONAL OFFICER	8	10	70,124	21,318	7/17/1989	F	1.00	CONTINUING	N
FLO	0100	3605	INSTITUTIONAL SECURITY AND CONTROL	00017197	Claiborne,Allen J	CORRECTIONAL OFFICER	8	10	70,124	21,318	3/11/2008	F	1.00	CONTINUING	N
FLO	0100	3605	INSTITUTIONAL SECURITY AND CONTROL	00017225	Musgrove,Troy M	CORRECTIONAL OFFICER	8	10	70,124	21,318	12/1/1992	F	1.00	CONTINUING	N
FLO	0100	3605	INSTITUTIONAL SECURITY AND CONTROL	00017250	Allen,Dexter W	CORRECTIONAL OFFICER - LEAD	9	10	77,231	23,478	12/23/1988	F	1.00	CONTINUING	N
FLO	0100	3605	INSTITUTIONAL SECURITY AND CONTROL	00017337	Koroma,Sheik	CORRECTIONAL OFFICER	6	1	47,575	14,463	7/23/2018	F	1.00	CONTINUING	N
FLO	0100	3605	INSTITUTIONAL SECURITY AND CONTROL	00017513	Morgan,Paulette R	CORRECTIONAL OFFICER	8	10	70,124	21,318	11/9/1987	F	1.00	CONTINUING	N
FLO	0100	3605	INSTITUTIONAL SECURITY AND CONTROL	00017585	Gutierrez,Merlin A	CORRECTIONAL OFFICER	8	5	62,214	18,913	12/20/2010	F	1.00	CONTINUING	N
FLO	0100	3605	INSTITUTIONAL SECURITY AND CONTROL	00017587	Linton,Ashley V	CORRECTIONAL OFFICER	8	3	59,050	17,951	7/28/2014	F	1.00	CONTINUING	N
FLO	0100	3605	INSTITUTIONAL SECURITY AND CONTROL	00017749	Gause,Julius	CORRECTIONAL OFFICER	8	6	63,796	19,394	7/6/2009	F	1.00	CONTINUING	N
FLO	0100	3605	INSTITUTIONAL SECURITY AND CONTROL	00017772	Winkfield,Thomas E	CORRECTIONAL OFFICER - LEAD	9	10	77,231	23,478	5/3/1989	F	1.00	CONTINUING	N
FLO	0100	3605	INSTITUTIONAL SECURITY AND CONTROL	00017911	Boyd II,Ma Rion	SUPV CORRECTIONAL OFFICER	12	0	85,982	26,138	9/24/2007	F	1.00	CONTINUING	N
FLO	0100	3605	INSTITUTIONAL SECURITY AND CONTROL	00017947	Manning,Gary A	CORRECTIONAL OFFICER	8	10	70,124	21,318	4/26/1991	F	1.00	CONTINUING	N
FLO	0100	3605	INSTITUTIONAL SECURITY AND CONTROL	00018003	Stanfield,Brandon A	CORRECTIONAL OFFICER	7	2	52,118	15,844	8/22/2016	F	1.00	CONTINUING	N
FLO	0100	3605	INSTITUTIONAL SECURITY AND CONTROL	00018192	Ball,Felix M	CORRECTIONAL OFFICER - LEAD	9	6	70,247	21,355	3/1/2010	F	1.00	CONTINUING	N
FLO	0100	3605	INSTITUTIONAL SECURITY AND CONTROL	00018813	Amir,Mohammad N	CORRECTIONAL OFFICER	8	6	63,796	19,394	7/19/2010	F	1.00	CONTINUING	N
FLO	0100	3605	INSTITUTIONAL SECURITY AND CONTROL	00018993	Combs,Oliver D.	CORRECTIONAL OFFICER	8	5	62,214	18,913	6/18/2012	F	1.00	CONTINUING	N
FLO	0100	3605	INSTITUTIONAL SECURITY AND CONTROL	00019617	Burrus,David L	CORRECTIONAL OFFICER	8	10	70,124	21,318	8/20/2007	F	1.00	CONTINUING	N
FLO	0100	3605	INSTITUTIONAL SECURITY AND CONTROL	00019758	Gunn,Eric E	CORRECTIONAL OFFICER - LEAD	9	10	77,231	23,478	11/14/2005	F	1.00	CONTINUING	N
FLO	0100	3605	INSTITUTIONAL SECURITY AND CONTROL	00019783	NJINWE,EMMANUEL	CORRECTIONAL OFFICER	6	1	47,575	14,463	7/23/2018	F	1.00	CONTINUING	N
FLO	0100	3605	INSTITUTIONAL SECURITY AND CONTROL	00019806	Kem,Patrick T	CORRECTIONAL OFFICER	8	5	62,214	18,913	12/5/2011	F	1.00	CONTINUING	N
FLO	0100	3605	INSTITUTIONAL SECURITY AND CONTROL	00019945	Griffin,Sandra D.	SUPV CORRECTIONAL OFFICER	11	0	80,511	24,475	6/13/2005	F	1.00	CONTINUING	N
FLO	0100	3605	INSTITUTIONAL SECURITY AND CONTROL	00020391	Wallace,Ernest N	LEAD CORRECTIONAL OFC	9	10	77,231	23,478	6/28/1992	F	1.00	CONTINUING	N
FLO	0100	3605	INSTITUTIONAL SECURITY AND CONTROL	00020415	Ellis,Laurrine C	CORRECTIONAL OFFICER	8	10	70,124	21,318	3/26/1990	F	1.00	CONTINUING	N
FLO	0100	3605	INSTITUTIONAL SECURITY AND CONTROL	00020441	Jackson,Darryl J.	CORRECTIONAL OFFICER	8	5	62,214	18,913	6/18/2012	F	1.00	CONTINUING	N
FLO	0100	3605	INSTITUTIONAL SECURITY AND CONTROL	00020481	Mills,Melissa	CORRECTIONAL OFFICER	8	6	63,796	19,394	6/30/2008	F	1.00	CONTINUING	N

Agency	Fund Code	Activity	Activity Title	Posn Nbr	Name	Title	Grade	Step	Salary	Fringe	Hire Date	Vac Stat	FTE x Dist %	Reg/Temp/Term	Filled by Law Y/N
FLO	0100	3605	INSTITUTIONAL SECURITY AND CONTROL	00020501	Adelowo, Francis	CORRECTIONAL OFFICER	7	2	52,118	15,844	5/1/2017	F	1.00	CONTINUING	N
FLO	0100	3605	INSTITUTIONAL SECURITY AND CONTROL	00020566	Jordan, George T	CORRECTIONAL OFFICER	8	10	70,124	21,318	4/7/1993	F	1.00	CONTINUING	N
FLO	0100	3605	INSTITUTIONAL SECURITY AND CONTROL	00020617	Salters, Mignon	CORRECTIONAL OFFICER	7	2	52,118	15,844	9/12/2016	F	1.00	CONTINUING	N
FLO	0100	3605	INSTITUTIONAL SECURITY AND CONTROL	00020623	Bynum, Raphael R	CORRECTIONAL OFFICER	8	6	63,796	19,394	7/27/2009	F	1.00	CONTINUING	N
FLO	0100	3605	INSTITUTIONAL SECURITY AND CONTROL	00020758	Floyd, Allison R	CORRECTIONAL OFFICER	8	10	70,124	21,318	11/14/2005	F	1.00	CONTINUING	N
FLO	0100	3605	INSTITUTIONAL SECURITY AND CONTROL	00020773	Mbah, John	CORRECTIONAL OFFICER	6	1	47,575	14,463	10/29/2018	F	1.00	CONTINUING	N
FLO	0100	3605	INSTITUTIONAL SECURITY AND CONTROL	00020851	Baysmore, Marie	CORRECTIONAL OFFICER - LEAD	9	10	77,231	23,478	5/16/1993	F	1.00	CONTINUING	N
FLO	0100	3605	INSTITUTIONAL SECURITY AND CONTROL	00020983	Acha, Peter M	CORRECTIONAL OFFICER	8	5	62,214	18,913	4/9/2012	F	1.00	CONTINUING	N
FLO	0100	3605	INSTITUTIONAL SECURITY AND CONTROL	00021113	Martinez, Michael	CORRECTIONAL OFFICER	8	5	62,214	18,913	1/14/2013	F	1.00	CONTINUING	N
FLO	0100	3605	INSTITUTIONAL SECURITY AND CONTROL	00021139	Kolawole, Shola	CORRECTIONAL OFFICER	6	1	47,575	14,463	11/13/2018	F	1.00	CONTINUING	N
FLO	0100	3605	INSTITUTIONAL SECURITY AND CONTROL	00021160	Harrison, Duke G	CORRECTIONAL OFFICER	8	10	70,124	21,318	10/24/1988	F	1.00	CONTINUING	N
FLO	0100	3605	INSTITUTIONAL SECURITY AND CONTROL	00021188	Dillion, Joshua	CORRECTIONAL OFFICER	6	2	48,837	14,846	10/2/2017	F	1.00	CONTINUING	N
FLO	0100	3605	INSTITUTIONAL SECURITY AND CONTROL	00021189	Green, Catherine T	CORRECTIONAL OFFICER	8	10	70,124	21,318	4/25/1991	F	1.00	CONTINUING	N
FLO	0100	3605	INSTITUTIONAL SECURITY AND CONTROL	00021231	Emakpor, Eloho O	CORRECTIONAL OFFICER	8	3	59,050	17,951	7/14/2014	F	1.00	CONTINUING	N
FLO	0100	3605	INSTITUTIONAL SECURITY AND CONTROL	00021252	Holloway, Joe S	CORRECTIONAL OFFICER - LEAD	9	9	75,485	22,947	12/31/1998	F	1.00	CONTINUING	N
FLO	0100	3605	INSTITUTIONAL SECURITY AND CONTROL	00021255	Malinder, Christina M	CORRECTIONAL OFFICER	8	3	59,050	17,951	7/14/2014	F	1.00	CONTINUING	N
FLO	0100	3605	INSTITUTIONAL SECURITY AND CONTROL	00021362	Akujobi, Raymond O	CORRECTIONAL OFFICER	8	6	63,796	19,394	7/27/2009	F	1.00	CONTINUING	N
FLO	0100	3605	INSTITUTIONAL SECURITY AND CONTROL	00021383	Shikmut, Joseph D	CORRECTIONAL OFFICER	8	9	68,542	20,837	8/15/2011	F	1.00	CONTINUING	N
FLO	0100	3605	INSTITUTIONAL SECURITY AND CONTROL	00021402	Akpan, Godstime B	CORRECTIONAL OFFICER	8	3	59,050	17,951	2/9/2015	F	1.00	CONTINUING	N
FLO	0100	3605	INSTITUTIONAL SECURITY AND CONTROL	00021408	Teru, Olayinka	CORRECTIONAL OFFICER	8	5	62,214	18,913	8/15/2011	F	1.00	CONTINUING	N
FLO	0100	3605	INSTITUTIONAL SECURITY AND CONTROL	00021447	Kayode, Tosin	CORRECTIONAL OFFICER	6	1	47,575	14,463	10/29/2018	F	1.00	CONTINUING	N
FLO	0100	3605	INSTITUTIONAL SECURITY AND CONTROL	00021518	Beverly, Mark R	CORRECTIONAL OFFICER	8	2	57,468	17,470	12/14/2015	F	1.00	CONTINUING	N
FLO	0100	3605	INSTITUTIONAL SECURITY AND CONTROL	00021608	Sumter, Tiffany D	CORRECTIONAL OFFICER - LEAD	9	4	66,755	20,294	4/9/2012	F	1.00	CONTINUING	N
FLO	0100	3605	INSTITUTIONAL SECURITY AND CONTROL	00021631	Hill, Marlena R	CORRECTIONAL OFFICER	8	2	57,468	17,470	5/4/2015	F	1.00	CONTINUING	N
FLO	0100	3605	INSTITUTIONAL SECURITY AND CONTROL	00021680	Aderinkola, Rufus O	CORRECTIONAL OFFICER - LEAD	9	8	73,739	22,417	6/8/2009	F	1.00	CONTINUING	N
FLO	0100	3605	INSTITUTIONAL SECURITY AND CONTROL	00021691	Dobyns, Darius L	CORRECTIONAL OFFICER	8	6	63,796	19,394	7/27/2009	F	1.00	CONTINUING	N
FLO	0100	3605	INSTITUTIONAL SECURITY AND CONTROL	00021692	Banks, Layard A	CORRECTIONAL OFFICER	8	10	70,124	21,318	7/23/1988	F	1.00	CONTINUING	N
FLO	0100	3605	INSTITUTIONAL SECURITY AND CONTROL	00021758	Proctor, Kenneth M	CORRECTIONAL OFFICER - LEAD	9	6	70,247	21,355	4/28/2008	F	1.00	CONTINUING	N
FLO	0100	3605	INSTITUTIONAL SECURITY AND CONTROL	00021821	Hicks, Joshua J	CORRECTIONAL OFFICER	8	5	62,214	18,913	4/8/2013	F	1.00	CONTINUING	N
FLO	0100	3605	INSTITUTIONAL SECURITY AND CONTROL	00021826	Ward, Leslie A	CORRECTIONAL OFFICER	8	6	63,796	19,394	1/5/2009	F	1.00	CONTINUING	N
FLO	0100	3605	INSTITUTIONAL SECURITY AND CONTROL	00021994	Mbarga, Margrate Bella	CORRECTIONAL OFFICER	8	2	57,468	17,470	12/14/2015	F	1.00	CONTINUING	N
FLO	0100	3605	INSTITUTIONAL SECURITY AND CONTROL	00022021	Amponsah, Ntim	CORRECTIONAL OFFICER	6	1	47,575	14,463	8/6/2018	F	1.00	CONTINUING	N
FLO	0100	3605	INSTITUTIONAL SECURITY AND CONTROL	00022094	Burt, Elajah	CORRECTIONAL OFFICER	8	5	62,214	18,913	3/25/2013	F	1.00	CONTINUING	N
FLO	0100	3605	INSTITUTIONAL SECURITY AND CONTROL	00022163	Nelson, Tyrone Carlton	CORRECTIONAL OFFICER - LEAD	9	3	65,009	19,763	5/20/2013	F	1.00	CONTINUING	N
FLO	0100	3605	INSTITUTIONAL SECURITY AND CONTROL	00022201	Ansari, Muhammad J	CORRECTIONAL OFFICER	8	2	57,468	17,470	12/14/2015	F	1.00	CONTINUING	N
FLO	0100	3605	INSTITUTIONAL SECURITY AND CONTROL	00022362	Dixon, Anthony A	CORRECTIONAL OFFICER	8	2	57,468	17,470	11/16/2015	F	1.00	CONTINUING	N
FLO	0100	3605	INSTITUTIONAL SECURITY AND CONTROL	00022396	Ngwese, Ngape	CORRECTIONAL OFFICER	8	4	60,632	18,432	5/5/2014	F	1.00	CONTINUING	N
FLO	0100	3605	INSTITUTIONAL SECURITY AND CONTROL	00022432	Chakraborty, Reena	Supervisory Statistician	15	0	158,307	48,125	7/12/2004	F	1.00	CONTINUING	N
FLO	0100	3605	INSTITUTIONAL SECURITY AND CONTROL	00022502	Sumter, Willie	CORRECTIONAL OFFICER	8	5	62,214	18,913	9/24/2012	F	1.00	CONTINUING	N
FLO	0100	3605	INSTITUTIONAL SECURITY AND CONTROL	00022503	Dyson, Gerry L	CORRECTIONAL OFFICER	8	10	70,124	21,318	1/3/1991	F	1.00	CONTINUING	N
FLO	0100	3605	INSTITUTIONAL SECURITY AND CONTROL	00022695	Johnson, Jannease J	CORRECTIONAL OFFICER - LEAD	9	10	77,231	23,478	11/21/1993	F	1.00	CONTINUING	N
FLO	0100	3605	INSTITUTIONAL SECURITY AND CONTROL	00022696	Berry, Belinda L	CORRECTIONAL OFFICER	8	10	70,124	21,318	2/6/1986	F	1.00	CONTINUING	N
FLO	0100	3605	INSTITUTIONAL SECURITY AND CONTROL	00022763	Rowlette, Gerald M	CORRECTIONAL OFFICER - LEAD	9	10	77,231	23,478	2/6/1991	F	1.00	CONTINUING	N
FLO	0100	3605	INSTITUTIONAL SECURITY AND CONTROL	00022826	Dubois, Cecil	CORRECTIONAL OFFICER	8	10	70,124	21,318	1/16/1989	F	1.00	CONTINUING	N
FLO	0100	3605	INSTITUTIONAL SECURITY AND CONTROL	00023025	Dickens, Phillip A	CORRECTIONAL OFFICER	8	10	70,124	21,318	4/7/1992	F	1.00	CONTINUING	N
FLO	0100	3605	INSTITUTIONAL SECURITY AND CONTROL	00023457	Butler, Benjamin A	LEGAL INSTRUMENTS EXAMINER	8	10	67,812	20,615	12/27/2004	F	1.00	CONTINUING	N
FLO	0100	3605	INSTITUTIONAL SECURITY AND CONTROL	00024136	Lacey, Latisha N	CORRECTIONAL OFFICER	8	5	62,214	18,913	8/15/2011	F	1.00	CONTINUING	N
FLO	0100	3605	INSTITUTIONAL SECURITY AND CONTROL	00024143	Johnson, Antonio J	CORRECTIONAL OFFICER	8	6	63,796	19,394	7/27/2009	F	1.00	CONTINUING	N
FLO	0100	3605	INSTITUTIONAL SECURITY AND CONTROL	00024374	Collier, Christopher L	CORRECTIONAL OFFICER	8	6	63,796	19,394	7/27/2009	F	1.00	CONTINUING	N
FLO	0100	3605	INSTITUTIONAL SECURITY AND CONTROL	00024413	Alexander, Eric Darren	CORRECTIONAL OFFICER	8	10	70,124	21,318	5/15/2005	F	1.00	CONTINUING	N

Agency	Fund Code	Activity	Activity Title	Posn Nbr	Name	Title	Grade	Step	Salary	Fringe	Hire Date	Vac Stat	FTE x Dist %	Reg/Term	Law Y/N
FLO	0100	3605	INSTITUTIONAL SECURITY AND CONTROL	00024497	Linton, Theophilus A	CORRECTIONAL OFFICER	8	4	60,632	18,432	2/24/2014	F	1.00	CONTINUING	N
FLO	0100	3605	INSTITUTIONAL SECURITY AND CONTROL	00024559	Shell, Avon D	CORRECTIONAL OFFICER	8	10	70,124	21,318	7/3/1989	F	1.00	CONTINUING	N
FLO	0100	3605	INSTITUTIONAL SECURITY AND CONTROL	00024736	Tekom, George T	CORRECTIONAL OFFICER	8	4	60,632	18,432	1/27/2014	F	1.00	CONTINUING	N
FLO	0100	3605	INSTITUTIONAL SECURITY AND CONTROL	00024834	Lewis, Melissa E	CORRECTIONAL OFFICER	8	6	63,796	19,394	11/10/2008	F	1.00	CONTINUING	N
FLO	0100	3605	INSTITUTIONAL SECURITY AND CONTROL	00024835	Wilson, Mack	CORRECTIONAL OFFICER - LEAD	9	5	68,501	20,824	4/9/2012	F	1.00	CONTINUING	N
FLO	0100	3605	INSTITUTIONAL SECURITY AND CONTROL	00024877	Coburn, Stefane Anthony	CORRECTIONAL OFFICER	8	3	59,050	17,951	6/2/2014	F	1.00	CONTINUING	N
FLO	0100	3605	INSTITUTIONAL SECURITY AND CONTROL	00024968	Ngumdo, Pierre	CORRECTIONAL OFFICER	8	5	62,214	18,913	1/14/2013	F	1.00	CONTINUING	N
FLO	0100	3605	INSTITUTIONAL SECURITY AND CONTROL	00025033	Flippen II, Cary P	CORRECTIONAL OFFICER	8	2	57,468	17,470	8/10/2015	F	1.00	CONTINUING	N
FLO	0100	3605	INSTITUTIONAL SECURITY AND CONTROL	00025058	Blair Summers, Annette	LEGAL INSTRUMENTS EXAMINER	8	10	67,812	20,615	3/8/1986	F	1.00	CONTINUING	N
FLO	0100	3605	INSTITUTIONAL SECURITY AND CONTROL	00025089	Coates, Joseph R	CORRECTIONAL OFFICER	8	5	62,214	18,913	12/20/2010	F	1.00	CONTINUING	N
FLO	0100	3605	INSTITUTIONAL SECURITY AND CONTROL	00025130	Tchieuga, Serge	CORRECTIONAL OFFICER	8	5	62,214	18,913	1/14/2013	F	1.00	CONTINUING	N
FLO	0100	3605	INSTITUTIONAL SECURITY AND CONTROL	00025147	Olatundun, Olufemi	CORRECTIONAL OFFICER	8	4	60,632	18,432	8/26/2013	F	1.00	CONTINUING	N
FLO	0100	3605	INSTITUTIONAL SECURITY AND CONTROL	00025190	Carmon, Jeffrey L	CORRECTIONAL OFFICER	8	5	62,214	18,913	7/27/2009	F	1.00	CONTINUING	N
FLO	0100	3605	INSTITUTIONAL SECURITY AND CONTROL	00025201	Robinson, Joshua	CORRECTIONAL OFFICER	6	1	47,575	14,463	5/16/2018	F	1.00	CONTINUING	N
FLO	0100	3605	INSTITUTIONAL SECURITY AND CONTROL	00025238	Hampton, Jania	CORRECTIONAL OFFICER	6	1	47,575	14,463	11/13/2018	F	1.00	CONTINUING	N
FLO	0100	3605	INSTITUTIONAL SECURITY AND CONTROL	00025250	Williams, Lonnell A	CORRECTIONAL OFFICER	8	6	63,796	19,394	4/28/2008	F	1.00	CONTINUING	N
FLO	0100	3605	INSTITUTIONAL SECURITY AND CONTROL	00025289	Blakes, Sepedra A.	CORRECTIONAL OFFICER	8	5	62,214	18,913	9/24/2012	F	1.00	CONTINUING	N
FLO	0100	3605	INSTITUTIONAL SECURITY AND CONTROL	00025361	Agbara, Theodore O	CORRECTIONAL OFFICER - LEAD	9	10	77,231	23,478	3/26/1990	F	1.00	CONTINUING	N
FLO	0100	3605	INSTITUTIONAL SECURITY AND CONTROL	00025402	Namata, Naomi N	CORRECTIONAL OFFICER	8	5	62,214	18,913	6/18/2012	F	1.00	CONTINUING	N
FLO	0100	3605	INSTITUTIONAL SECURITY AND CONTROL	00025408	Wilson, Jesse Demart	SUPV CORRECTIONAL OFFICER	11	0	79,631	24,208	7/8/2007	F	1.00	CONTINUING	N
FLO	0100	3605	INSTITUTIONAL SECURITY AND CONTROL	00025411	Owusu, Jerry	CORRECTIONAL OFFICER - LEAD	9	3	65,009	19,763	4/8/2013	F	1.00	CONTINUING	N
FLO	0100	3605	INSTITUTIONAL SECURITY AND CONTROL	00025465	Queen, Denise W	CORRECTIONAL OFFICER	8	10	70,124	21,318	6/16/1991	F	1.00	CONTINUING	N
FLO	0100	3605	INSTITUTIONAL SECURITY AND CONTROL	00025480	Becketts, David	SUPV CORRECTIONAL OFFICER	11	0	71,441	21,718	9/18/2017	F	1.00	CONTINUING	N
FLO	0100	3605	INSTITUTIONAL SECURITY AND CONTROL	00025531	Ndfor, Henry	SUPV CORRECTIONAL OFFICER	11	0	80,511	24,475	2/25/2013	F	1.00	CONTINUING	N
FLO	0100	3605	INSTITUTIONAL SECURITY AND CONTROL	00025567	Robinson, Letha A	CORRECTIONAL OFFICER	8	10	70,124	21,318	11/21/1991	F	1.00	CONTINUING	N
FLO	0100	3605	INSTITUTIONAL SECURITY AND CONTROL	00025568	Dixon, Lasheeka R	CORRECTIONAL OFFICER - LEAD	9	6	70,247	21,355	12/11/2006	F	1.00	CONTINUING	N
FLO	0100	3605	INSTITUTIONAL SECURITY AND CONTROL	00025586	White, Jacqueline M	SUPV CORRECTIONAL OFFICER	11	0	83,034	25,242	5/3/1993	F	1.00	CONTINUING	N
FLO	0100	3605	INSTITUTIONAL SECURITY AND CONTROL	00025704	Mbarga, Catherine M	CORRECTIONAL OFFICER	8	3	59,050	17,951	8/25/2014	F	1.00	CONTINUING	N
FLO	0100	3605	INSTITUTIONAL SECURITY AND CONTROL	00025717	Thalley, Sandra J	Volunteer Services Assistant	7	6	58,217	17,698	12/20/2010	F	1.00	CONTINUING	N
FLO	0100	3605	INSTITUTIONAL SECURITY AND CONTROL	00025719	Taylor-Holloman, Angela A	CORRECTIONAL OFFICER - LEAD	9	10	77,231	23,478	11/9/1987	F	1.00	CONTINUING	N
FLO	0100	3605	INSTITUTIONAL SECURITY AND CONTROL	00025829	Okoye, Cyril C	CORRECTIONAL OFFICER	8	5	62,214	18,913	4/9/2012	F	1.00	CONTINUING	N
FLO	0100	3605	INSTITUTIONAL SECURITY AND CONTROL	00026018	Wharton, Marlon V	CORRECTIONAL OFFICER	8	10	70,124	21,318	3/28/1989	F	1.00	CONTINUING	N
FLO	0100	3605	INSTITUTIONAL SECURITY AND CONTROL	00026023	Green, Renee T	CORRECTIONAL OFFICER	8	10	70,124	21,318	3/5/1989	F	1.00	CONTINUING	N
FLO	0100	3605	INSTITUTIONAL SECURITY AND CONTROL	00026042	Washington, Kevin F	CORRECTIONAL OFFICER	8	10	70,124	21,318	7/16/1984	F	1.00	CONTINUING	N
FLO	0100	3605	INSTITUTIONAL SECURITY AND CONTROL	00026112	Walker, Angela V	CORRECTIONAL OFFICER	8	3	59,050	17,951	2/9/2015	F	1.00	CONTINUING	N
FLO	0100	3605	INSTITUTIONAL SECURITY AND CONTROL	00026115	Otitoloju, Adeniyi A	CORRECTIONAL OFFICER	8	3	59,050	17,951	7/14/2014	F	1.00	CONTINUING	N
FLO	0100	3605	INSTITUTIONAL SECURITY AND CONTROL	00026155	Motanya, Frederick A	LEAD CORRECTIONAL OFC	9	10	77,231	23,478	7/14/1993	F	1.00	CONTINUING	N
FLO	0100	3605	INSTITUTIONAL SECURITY AND CONTROL	00026161	Rush, Elton Stuart	CORRECTIONAL OFFICER	8	10	70,124	21,318	2/22/2005	F	1.00	CONTINUING	N
FLO	0100	3605	INSTITUTIONAL SECURITY AND CONTROL	00026168	Sakariyah, Lukman	CORRECTIONAL OFFICER	6	2	48,837	14,846	7/10/2017	F	1.00	CONTINUING	N
FLO	0100	3605	INSTITUTIONAL SECURITY AND CONTROL	00026197	Kamara, Lassana F	CORRECTIONAL OFFICER - LEAD	9	2	63,263	19,232	2/24/2014	F	1.00	CONTINUING	N
FLO	0100	3605	INSTITUTIONAL SECURITY AND CONTROL	00026286	Pallin, James D.	CORRECTIONAL OFFICER	6	1	47,575	14,463	8/6/2018	F	1.00	CONTINUING	N
FLO	0100	3605	INSTITUTIONAL SECURITY AND CONTROL	00026361	Green, Tokitha R.	CORRECTIONAL OFFICER	8	6	63,796	19,394	4/28/2008	F	1.00	CONTINUING	N
FLO	0100	3605	INSTITUTIONAL SECURITY AND CONTROL	00026388	Omomo, Johnson	CORRECTIONAL OFFICER	8	5	62,214	18,913	1/14/2013	F	1.00	CONTINUING	N
FLO	0100	3605	INSTITUTIONAL SECURITY AND CONTROL	00026422	Simmons Jr., Lonnie	CORRECTIONAL OFFICER	8	10	70,124	21,318	9/3/1985	F	1.00	CONTINUING	N
FLO	0100	3605	INSTITUTIONAL SECURITY AND CONTROL	00026423	Memudu, Lateef A.	CORRECTIONAL OFFICER	8	4	60,632	18,432	10/7/2013	F	1.00	CONTINUING	N
FLO	0100	3605	INSTITUTIONAL SECURITY AND CONTROL	00026478	Jefferson Jr., Robert L	CORRECTIONAL OFFICER - LEAD	9	10	77,231	23,478	3/10/1993	F	1.00	CONTINUING	N
FLO	0100	3605	INSTITUTIONAL SECURITY AND CONTROL	00026510	Alfaro, Steven M	CORRECTIONAL OFFICER	8	2	57,468	17,470	7/9/2007	F	1.00	CONTINUING	N
FLO	0100	3605	INSTITUTIONAL SECURITY AND CONTROL	00026590	Smith-Hill, Deborah D	Clerical Assistant (OA)	5	10	55,449	16,856	6/14/1993	F	1.00	CONTINUING	N
FLO	0100	3605	INSTITUTIONAL SECURITY AND CONTROL	00026640	Velez, Venecia	Teacher (Bilingual)	11	2	61,647	18,741	1/23/2017	F	1.00	Term	N
FLO	0100	3605	INSTITUTIONAL SECURITY AND CONTROL	00026648	Parker, Daniel E	CORRECTIONAL OFFICER	8	7	65,378	19,875	9/24/2007	F	1.00	CONTINUING	N

Agency	Fund Code	Activity	Activity Title	Posn Nbr	Name	Title	Grade	Step	Salary	Fringe	Hire Date	Vac Stat	FTE x Dist %	Reg/Temp/Term	Filled by Law Y/N
FLO	0100	3605	INSTITUTIONAL SECURITY AND CONTROL	00026806	Wilson,Erica S	CORRECTIONAL OFFICER	8	6	63,796	19,394	5/27/2008	F	1.00	CONTINUING	N
FLO	0100	3605	INSTITUTIONAL SECURITY AND CONTROL	00026850	Carter,Bridgette	CORRECTIONAL OFFICER	6	7	55,147	16,765	2/21/2017	F	1.00	CONTINUING	N
FLO	0100	3605	INSTITUTIONAL SECURITY AND CONTROL	00026871	Akindunni,Olanrewaju R.	CORRECTIONAL OFFICER	8	5	62,214	18,913	6/18/2012	F	1.00	CONTINUING	N
FLO	0100	3605	INSTITUTIONAL SECURITY AND CONTROL	00026875	Yumba,Augustin T	CORRECTIONAL OFFICER	8	4	60,632	18,432	2/24/2014	F	1.00	CONTINUING	N
FLO	0100	3605	INSTITUTIONAL SECURITY AND CONTROL	00027024	Harvey,Jaleesa Nicole	CORRECTIONAL OFFICER	8	6	63,796	19,394	2/1/2010	F	1.00	CONTINUING	N
FLO	0100	3605	INSTITUTIONAL SECURITY AND CONTROL	00027058	Ball,Lorenzo A	CORRECTIONAL OFFICER	8	10	70,124	21,318	4/22/1991	F	1.00	CONTINUING	N
FLO	0100	3605	INSTITUTIONAL SECURITY AND CONTROL	00027061	Trotter,Charles	CORRECTIONAL OFFICER	8	10	70,124	21,318	4/25/1988	F	1.00	CONTINUING	N
FLO	0100	3605	INSTITUTIONAL SECURITY AND CONTROL	00027102	Okpara,Harry O	CORRECTIONAL OFFICER	8	7	65,378	19,875	11/13/2007	F	1.00	CONTINUING	N
FLO	0100	3605	INSTITUTIONAL SECURITY AND CONTROL	00027315	Thompson,Fred O	Lead Legal Instruments Examine	9	10	73,061	22,211	9/17/2007	F	1.00	CONTINUING	N
FLO	0100	3605	INSTITUTIONAL SECURITY AND CONTROL	00027710	Hodgins,Raven	CORRECTIONAL OFFICER	8	2	57,468	17,470	4/14/2016	F	1.00	CONTINUING	N
FLO	0100	3605	INSTITUTIONAL SECURITY AND CONTROL	00029031	Vinyard,Eric S	SUPV CORRECTIONAL OFFICER	12	0	92,990	28,269	11/5/2012	F	1.00	CONTINUING	N
FLO	0100	3605	INSTITUTIONAL SECURITY AND CONTROL	00029042	Lewis III,John W	CORRECTIONAL OFFICER	8	3	59,050	17,951	6/2/2014	F	1.00	CONTINUING	N
FLO	0100	3605	INSTITUTIONAL SECURITY AND CONTROL	00029046	Logan,Marion L	CORRECTIONAL OFFICER	8	5	62,214	18,913	5/10/2010	F	1.00	CONTINUING	N
FLO	0100	3605	INSTITUTIONAL SECURITY AND CONTROL	00029049	Tates,Joyce E	SUPVY CORRECTIONAL OFFICER	11	0	80,511	24,475	1/23/2006	F	1.00	CONTINUING	N
FLO	0100	3605	INSTITUTIONAL SECURITY AND CONTROL	00029079	Chisholm,Shelly Michelle	CORRECTIONAL PGM OFR RECORD	12	0	79,169	24,067	10/16/1983	F	1.00	CONTINUING	N
FLO	0100	3605	INSTITUTIONAL SECURITY AND CONTROL	00032364	Bryan,Simon G	CORRECTIONAL OFFICER - LEAD	9	10	77,231	23,478	10/24/1993	F	1.00	CONTINUING	N
FLO	0100	3605	INSTITUTIONAL SECURITY AND CONTROL	00032384	Jabbie,Alhaji I	CORRECTIONAL OFFICER	8	6	63,796	19,394	1/19/2010	F	1.00	CONTINUING	N
FLO	0100	3605	INSTITUTIONAL SECURITY AND CONTROL	00032515	Saunders,Shuey D	CORRECTIONAL OFFICER	8	10	70,124	21,318	5/22/1992	F	1.00	CONTINUING	N
FLO	0100	3605	INSTITUTIONAL SECURITY AND CONTROL	00032622	Marion,Shantell	CORRECTIONAL OFFICER	8	10	70,124	21,318	1/30/2012	F	1.00	CONTINUING	N
FLO	0100	3605	INSTITUTIONAL SECURITY AND CONTROL	00032699	Hart,Hazel P	CORRECTIONAL OFFICER	8	10	70,124	21,318	10/4/2004	F	1.00	CONTINUING	N
FLO	0100	3605	INSTITUTIONAL SECURITY AND CONTROL	00032710	Makins,Dionne A	CORRECTIONAL OFFICER - LEAD	9	10	77,231	23,478	1/30/2012	F	1.00	CONTINUING	N
FLO	0100	3605	INSTITUTIONAL SECURITY AND CONTROL	00032747	Akaragwe,Solomon A	CORRECTIONAL OFFICER	8	5	62,214	18,913	9/24/2012	F	1.00	CONTINUING	N
FLO	0100	3605	INSTITUTIONAL SECURITY AND CONTROL	00032774	Sanders,Lavon K	Clerical Assistant	7	9	56,725	17,244	11/13/1995	F	1.00	CONTINUING	N
FLO	0100	3605	INSTITUTIONAL SECURITY AND CONTROL	00032808	Barkley,Kayla M	CORRECTIONAL OFFICER	7	2	52,118	15,844	8/22/2016	F	1.00	CONTINUING	N
FLO	0100	3605	INSTITUTIONAL SECURITY AND CONTROL	00032809	Ngorekom,Mbah J	CORRECTIONAL OFFICER	8	4	60,632	18,432	2/24/2014	F	1.00	CONTINUING	N
FLO	0100	3605	INSTITUTIONAL SECURITY AND CONTROL	00032848	Ayodele,Femi	CORRECTIONAL OFFICER	8	5	62,214	18,913	3/25/2013	F	1.00	CONTINUING	N
FLO	0100	3605	INSTITUTIONAL SECURITY AND CONTROL	00032852	Javed,Khalid	CORRECTIONAL OFFICER	8	10	70,124	21,318	11/20/1991	F	1.00	CONTINUING	N
FLO	0100	3605	INSTITUTIONAL SECURITY AND CONTROL	00032900	Scott,Paul M	CORRECTIONAL OFFICER	8	10	70,124	21,318	7/26/1992	F	1.00	CONTINUING	N
FLO	0100	3605	INSTITUTIONAL SECURITY AND CONTROL	00032904	Brown,Dianna A	CORRECTIONAL OFFICER - LEAD	9	9	75,485	22,947	11/18/1990	F	1.00	CONTINUING	N
FLO	0100	3605	INSTITUTIONAL SECURITY AND CONTROL	00032921	Smith,Douglas L	CORRECTIONAL OFFICER - LEAD	9	10	77,231	23,478	1/11/1992	F	1.00	CONTINUING	N
FLO	0100	3605	INSTITUTIONAL SECURITY AND CONTROL	00032939	Conteh,Mohamed	CORRECTIONAL OFFICER	8	5	62,214	18,913	8/30/2010	F	1.00	CONTINUING	N
FLO	0100	3605	INSTITUTIONAL SECURITY AND CONTROL	00032992	Rothen,Carmen F	CORRECTIONAL OFFICER	8	6	63,796	19,394	11/9/2009	F	1.00	CONTINUING	N
FLO	0100	3605	INSTITUTIONAL SECURITY AND CONTROL	00032995	Cain-Rogers,Alisha L	CORRECTIONAL OFFICER - LEAD	9	5	68,501	20,824	1/5/2009	F	1.00	CONTINUING	N
FLO	0100	3605	INSTITUTIONAL SECURITY AND CONTROL	00033043	Adewumi,Sunday A	CORRECTIONAL OFFICER	8	6	63,796	19,394	1/19/2010	F	1.00	CONTINUING	N
FLO	0100	3605	INSTITUTIONAL SECURITY AND CONTROL	00033072	Deramus,Sharif D	CORRECTIONAL OFFICER - LEAD	9	10	77,231	23,478	10/3/1994	F	1.00	CONTINUING	N
FLO	0100	3605	INSTITUTIONAL SECURITY AND CONTROL	00033131	Powell,Divonne	CORRECTIONAL OFFICER	6	1	47,575	14,463	8/6/2018	F	1.00	CONTINUING	N
FLO	0100	3605	INSTITUTIONAL SECURITY AND CONTROL	00033157	Manning,Jeanette	CORRECTIONAL PGM ADMIN	13	0	97,748	29,715	12/24/2007	F	1.00	CONTINUING	N
FLO	0100	3605	INSTITUTIONAL SECURITY AND CONTROL	00033164	Holt,J'niqua	CORRECTIONAL OFFICER	6	1	47,575	14,463	9/4/2018	F	1.00	CONTINUING	N
FLO	0100	3605	INSTITUTIONAL SECURITY AND CONTROL	00033358	Wharton,Brian K	CORRECTIONAL OFFICER	7	2	52,118	15,844	8/22/2016	F	1.00	CONTINUING	N
FLO	0100	3605	INSTITUTIONAL SECURITY AND CONTROL	00033360	Cloyd,Joseph	CORRECTIONAL OFFICER	8	10	70,124	21,318	3/23/1993	F	1.00	CONTINUING	N
FLO	0100	3605	INSTITUTIONAL SECURITY AND CONTROL	00033364	Walker,Enoch B	CORRECTIONAL OFFICER	8	8	66,960	20,356	11/13/2006	F	1.00	CONTINUING	N
FLO	0100	3605	INSTITUTIONAL SECURITY AND CONTROL	00033379	Lawton,Kathy C	CORRECTIONAL OFFICER	8	10	70,124	21,318	1/9/1993	F	1.00	CONTINUING	N
FLO	0100	3605	INSTITUTIONAL SECURITY AND CONTROL	00033399	Roberson,Anton W	CORRECTIONAL OFFICER	8	6	63,796	19,394	11/23/2009	F	1.00	CONTINUING	N
FLO	0100	3605	INSTITUTIONAL SECURITY AND CONTROL	00033410	Wheeler,Reginald W	CORRECTIONAL OFFICER	8	10	70,124	21,318	3/12/1995	F	1.00	CONTINUING	N
FLO	0100	3605	INSTITUTIONAL SECURITY AND CONTROL	00033427	Brown,Corren S	CORRECTIONAL OFFICER	8	2	57,468	17,470	9/21/2015	F	1.00	CONTINUING	N
FLO	0100	3605	INSTITUTIONAL SECURITY AND CONTROL	00033468	Gilyard,Phillip	CORRECTIONAL OFFICER	6	1	47,575	14,463	8/6/2018	F	1.00	CONTINUING	N
FLO	0100	3605	INSTITUTIONAL SECURITY AND CONTROL	00033481	Boyd,Marcel Donte	CORRECTIONAL OFFICER	6	1	47,575	14,463	8/6/2018	F	1.00	CONTINUING	N
FLO	0100	3605	INSTITUTIONAL SECURITY AND CONTROL	00033520	Tolessa,Liben Benti	CORRECTIONAL OFFICER	8	5	62,214	18,913	4/1/2013	F	1.00	CONTINUING	N
FLO	0100	3605	INSTITUTIONAL SECURITY AND CONTROL	00033531	Gill,Tyler	CORRECTIONAL OFFICER	6	2	48,837	14,846	8/7/2017	F	1.00	CONTINUING	N
FLO	0100	3605	INSTITUTIONAL SECURITY AND CONTROL	00033553	Ihezue,Chima O	CORRECTIONAL OFFICER	8	6	63,796	19,394	11/23/2009	F	1.00	CONTINUING	N

Agency	Fund Code	Activity	Activity Title	Posn Nbr	Name	Title	Grade	Step	Salary	Fringe	Hire Date	Vac Stat	FTE x Dist %	Reg/Temp/Term	Filled by Law Y/N
FLO	0100	3605	INSTITUTIONAL SECURITY AND CONTROL	00033575	Preira,Phillippe	LEGAL INSTRUMENTS EXAMINER	8	6	56,511	17,179	3/17/2008	F	1.00	CONTINUING	N
FLO	0100	3605	INSTITUTIONAL SECURITY AND CONTROL	00033586	Allen,Mary F	CORRECTIONAL OFFICER	8	10	70,124	21,318	4/9/1990	F	1.00	CONTINUING	N
FLO	0100	3605	INSTITUTIONAL SECURITY AND CONTROL	00033604	Nkemnkeng,Fonkeng D	CORRECTIONAL OFFICER	8	4	60,632	18,432	10/7/2013	F	1.00	CONTINUING	N
FLO	0100	3605	INSTITUTIONAL SECURITY AND CONTROL	00033625	Robinson,Shana T.	CORRECTIONAL OFFICER	8	7	65,378	19,875	3/17/2008	F	1.00	CONTINUING	N
FLO	0100	3605	INSTITUTIONAL SECURITY AND CONTROL	00033635	Holley,Lorraine W	CORRECTIONAL OFFICER	8	10	70,124	21,318	9/7/1991	F	1.00	CONTINUING	N
FLO	0100	3605	INSTITUTIONAL SECURITY AND CONTROL	00033665	Oviasogie,Osadebamwen	CORRECTIONAL OFFICER	8	7	65,378	19,875	3/5/2007	F	1.00	CONTINUING	N
FLO	0100	3605	INSTITUTIONAL SECURITY AND CONTROL	00033675	Folson,Eric A	CORRECTIONAL OFFICER	8	10	70,124	21,318	2/14/1993	F	1.00	CONTINUING	N
FLO	0100	3605	INSTITUTIONAL SECURITY AND CONTROL	00033748	Kola,Agbonkehri Dennis	CORRECTIONAL OFFICER	8	4	60,632	18,432	2/24/2014	F	1.00	CONTINUING	N
FLO	0100	3605	INSTITUTIONAL SECURITY AND CONTROL	00033777	Stewart,Denise E	CORRECTIONAL OFFICER	8	10	70,124	21,318	12/8/1993	F	1.00	CONTINUING	N
FLO	0100	3605	INSTITUTIONAL SECURITY AND CONTROL	00033778	Shank,Barbara J	CORRECTIONAL OFFICER	8	10	70,124	21,318	5/18/1992	F	1.00	CONTINUING	N
FLO	0100	3605	INSTITUTIONAL SECURITY AND CONTROL	00033795	Agormeda,Abigail i	CORRECTIONAL OFFICER	6	1	47,575	14,463	8/6/2018	F	1.00	CONTINUING	N
FLO	0100	3605	INSTITUTIONAL SECURITY AND CONTROL	00033811	Sherard,Darion R.	CORRECTIONAL OFFICER	8	7	65,378	19,875	2/11/2008	F	1.00	CONTINUING	N
FLO	0100	3605	INSTITUTIONAL SECURITY AND CONTROL	00033813	Rosser III,John R	CORRECTIONAL OFFICER - LEAD	9	10	77,231	23,478	8/20/1994	F	1.00	CONTINUING	N
FLO	0100	3605	INSTITUTIONAL SECURITY AND CONTROL	00033817	Wannamaker,Ruby	CORRECTIONAL OFFICER	8	10	70,124	21,318	7/15/1991	F	1.00	CONTINUING	N
FLO	0100	3605	INSTITUTIONAL SECURITY AND CONTROL	00033824	Byrd,Ricole R	CORRECTIONAL OFFICER	8	3	59,050	17,951	7/14/2014	F	1.00	CONTINUING	N
FLO	0100	3605	INSTITUTIONAL SECURITY AND CONTROL	00033830	Linder,Bernice C	CORRECTIONAL OFFICER	8	10	70,124	21,318	1/19/1996	F	1.00	CONTINUING	N
FLO	0100	3605	INSTITUTIONAL SECURITY AND CONTROL	00033836	Spates,Keith E	CORRECTIONAL OFFICER	8	6	63,796	19,394	3/29/2010	F	1.00	CONTINUING	N
FLO	0100	3605	INSTITUTIONAL SECURITY AND CONTROL	00033837	Sutton,Crystal R	CORRECTIONAL OFFICER	8	10	70,124	21,318	12/17/1997	F	1.00	CONTINUING	N
FLO	0100	3605	INSTITUTIONAL SECURITY AND CONTROL	00033885	Ghafoor,Iqbal M	CORRECTIONAL OFFICER	8	10	70,124	21,318	2/23/1992	F	1.00	CONTINUING	N
FLO	0100	3605	INSTITUTIONAL SECURITY AND CONTROL	00034286	Adjanla,Lanwoe	CORRECTIONAL OFFICER	8	5	62,214	18,913	5/10/2010	F	1.00	CONTINUING	N
FLO	0100	3605	INSTITUTIONAL SECURITY AND CONTROL	00035573	Jackson,Violet E	MANAGEMENT ASSISTANT (CORRESPO	7	10	64,193	19,515	2/26/1993	F	1.00	CONTINUING	N
FLO	0100	3605	INSTITUTIONAL SECURITY AND CONTROL	00035698	Lewis,Kevin B	Lead Legal Instruments Examine	9	9	71,233	21,655	6/18/1990	F	1.00	CONTINUING	N
FLO	0100	3605	INSTITUTIONAL SECURITY AND CONTROL	00035703	Dupar,Angela Latress	Lead Legal Instruments Examine	9	10	73,061	22,211	7/6/1990	F	1.00	CONTINUING	N
FLO	0100	3605	INSTITUTIONAL SECURITY AND CONTROL	00036395	Starkes,Alroy L	CORRECTIONAL OFFICER	8	10	70,124	21,318	6/26/1987	F	1.00	CONTINUING	N
FLO	0100	3605	INSTITUTIONAL SECURITY AND CONTROL	00036694	Oladapo,Olubola T	CORRECTIONAL OFFICER - LEAD	9	4	66,755	20,294	12/20/2010	F	1.00	CONTINUING	N
FLO	0100	3605	INSTITUTIONAL SECURITY AND CONTROL	00036695	Graham,Bobby E	CORRECTIONAL OFFICER	8	6	63,796	19,394	1/19/2010	F	1.00	CONTINUING	N
FLO	0100	3605	INSTITUTIONAL SECURITY AND CONTROL	00038410	Reddick,Lawanda D	CORRECTIONAL OFFICER	8	7	65,378	19,875	6/30/2008	F	1.00	CONTINUING	N
FLO	0100	3605	INSTITUTIONAL SECURITY AND CONTROL	00042406	Daley,Davondalyn	Lead Legal Instruments Exam.	9	8	69,405	21,099	5/7/1990	F	1.00	CONTINUING	N
FLO	0100	3605	INSTITUTIONAL SECURITY AND CONTROL	00042435	Henry-Hall,Valerie J	LEGAL INSTRUMENTS EXAMINER	8	7	58,064	17,651	12/3/2007	F	1.00	CONTINUING	N
FLO	0100	3605	INSTITUTIONAL SECURITY AND CONTROL	00042437	Washington,Rosie M	Legal Instruments Examiner	6	4	44,246	13,451	10/29/2018	F	1.00	Term	N
FLO	0100	3605	INSTITUTIONAL SECURITY AND CONTROL	00042441	Stewart,Eboni M	LEGAL INSTRUMENTS EXAMINER	8	9	66,154	20,111	12/26/2006	F	1.00	CONTINUING	N
FLO	0100	3605	INSTITUTIONAL SECURITY AND CONTROL	00042444	Booker,Barbara	CORRECTIONAL OFFICER	8	6	63,796	19,394	11/10/2008	F	1.00	CONTINUING	N
FLO	0100	3605	INSTITUTIONAL SECURITY AND CONTROL	00042445	Mallard,Margaret	LEGAL INSTRUMENTS EXAMINER	8	10	67,812	20,615	12/11/2006	F	1.00	CONTINUING	N
FLO	0100	3605	INSTITUTIONAL SECURITY AND CONTROL	00042452	Littles,Denyne A	LEGAL INSTRUMENTS EXAMINER	8	8	64,496	19,607	1/8/2007	F	1.00	CONTINUING	N
FLO	0100	3605	INSTITUTIONAL SECURITY AND CONTROL	00042455	Childs,Debra	LEGAL INSTRUMENTS EXAMINER	8	10	67,812	20,615	6/18/1990	F	1.00	CONTINUING	N
FLO	0100	3605	INSTITUTIONAL SECURITY AND CONTROL	00042456	Brown,Lettitia Lea	LEGAL INSTRUMENTS EXAMINER	8	8	64,496	19,607	7/8/2007	F	1.00	CONTINUING	N
FLO	0100	3605	INSTITUTIONAL SECURITY AND CONTROL	00042458	Jackson,Chaura A.	LEGAL INSTRUMENTS EXAMINER	8	8	59,617	18,124	2/19/2008	F	1.00	CONTINUING	N
FLO	0100	3605	INSTITUTIONAL SECURITY AND CONTROL	00042460	Hawkins,Terencia C	CORRECTIONAL OFFICER	8	4	60,632	18,432	2/24/2014	F	1.00	CONTINUING	N
FLO	0100	3605	INSTITUTIONAL SECURITY AND CONTROL	00042462	Miles,Antoinette N	Program Analyst	12	7	87,664	26,650	2/1/2017	F	1.00	CONTINUING	N
FLO	0100	3605	INSTITUTIONAL SECURITY AND CONTROL	00042463	Simmons,Deborah F	LEGAL INSTRUMENTS EXAMINER	8	8	64,496	19,607	1/8/2007	F	1.00	CONTINUING	N
FLO	0100	3605	INSTITUTIONAL SECURITY AND CONTROL	00042464	Washington,Ingrid C	LEGAL INSTRUMENTS EXAMINER	8	8	64,496	19,607	1/8/2007	F	1.00	CONTINUING	N
FLO	0100	3605	INSTITUTIONAL SECURITY AND CONTROL	00042465	Smart,Debra Ann	LEGAL INSTRUMENTS EXAMINER	8	7	62,838	19,103	7/8/2007	F	1.00	CONTINUING	N
FLO	0100	3605	INSTITUTIONAL SECURITY AND CONTROL	00042467	Jones,Cortney L	Lead Legal Instruments Examine	9	7	67,577	20,543	7/23/2007	F	1.00	CONTINUING	N
FLO	0100	3605	INSTITUTIONAL SECURITY AND CONTROL	00042468	Stewart,Lachonne L	CORRECTIONAL OFFICER	8	10	70,124	21,318	1/30/2012	F	1.00	CONTINUING	N
FLO	0100	3605	INSTITUTIONAL SECURITY AND CONTROL	00042655	Brown,Glinda L	SUPV CORRECTIONAL OFFICER	12	0	88,562	26,923	5/7/1990	F	1.00	CONTINUING	N
FLO	0100	3605	INSTITUTIONAL SECURITY AND CONTROL	00042656	Scott,Charles N.L.	SUPVY CORRECTIONAL OFFICER	13	0	97,850	29,746	2/5/2018	F	1.00	CONTINUING	N
FLO	0100	3605	INSTITUTIONAL SECURITY AND CONTROL	00042657	Goodwin,Lawrence E	SUPVY CORRECTIONAL OFFICER	11	0	83,035	25,243	10/10/1989	F	1.00	CONTINUING	N
FLO	0100	3605	INSTITUTIONAL SECURITY AND CONTROL	00044136	Proctor,Kevin L	LEGAL INSTRUMENTS EXAMIN SUPV	11	0	80,367	24,432	11/7/1993	F	1.00	CONTINUING	N
FLO	0100	3605	INSTITUTIONAL SECURITY AND CONTROL	00044423	Gilchrist,Kimberly	Secretary	8	10	62,723	19,068	9/8/1993	F	1.00	CONTINUING	N
FLO	0100	3605	INSTITUTIONAL SECURITY AND CONTROL	00044484	Wanmo,Armand	CORRECTIONAL OFFICER	8	4	60,632	18,432	3/24/2014	F	1.00	CONTINUING	N

Agency	Fund Code	Activity	Activity Title	Posn Nbr	Name	Title	Grade	Step	Salary	Fringe	Hire Date	Vac Stat	FTE x Dist %	Reg/Temp/Term	Filled by Law Y/N
FLO	0100	3605	INSTITUTIONAL SECURITY AND CONTROL	00045442	Bonds Jr, Eugene	CORRECTIONAL OFFICER	8	7	65,378	19,875	9/25/2006	F	1.00	CONTINUING	N
FLO	0100	3605	INSTITUTIONAL SECURITY AND CONTROL	00045443	Sholaye, John O	CORRECTIONAL OFFICER	8	4	60,632	18,432	2/24/2014	F	1.00	CONTINUING	N
FLO	0100	3605	INSTITUTIONAL SECURITY AND CONTROL	00045448	Obi, Hyginus E	CORRECTIONAL OFFICER	8	4	60,632	18,432	10/7/2013	F	1.00	CONTINUING	N
FLO	0100	3605	INSTITUTIONAL SECURITY AND CONTROL	00045449	Green III, Hosea D	CORRECTIONAL OFFICER - LEAD	9	10	77,231	23,478	9/25/2006	F	1.00	CONTINUING	N
FLO	0100	3605	INSTITUTIONAL SECURITY AND CONTROL	00045454	Thompson, LaToya L	CORRECTIONAL OFFICER	8	4	60,632	18,432	5/5/2014	F	1.00	CONTINUING	N
FLO	0100	3605	INSTITUTIONAL SECURITY AND CONTROL	00045455	Ibeawuchi, Uchendu B	CORRECTIONAL OFFICER	8	8	66,960	20,356	9/25/2006	F	1.00	CONTINUING	N
FLO	0100	3605	INSTITUTIONAL SECURITY AND CONTROL	00045459	Abosedo, Olubumni	CORRECTIONAL OFFICER	8	5	62,214	18,913	3/25/2013	F	1.00	CONTINUING	N
FLO	0100	3605	INSTITUTIONAL SECURITY AND CONTROL	00045574	Harris-Kassim, Charlene L	CORRECTIONAL OFFICER	8	4	60,632	18,432	10/23/2013	F	1.00	CONTINUING	N
FLO	0100	3605	INSTITUTIONAL SECURITY AND CONTROL	00045575	Johnson, Matthew C	CORRECTIONAL OFFICER	8	5	62,214	18,913	7/19/2010	F	1.00	CONTINUING	N
FLO	0100	3605	INSTITUTIONAL SECURITY AND CONTROL	00045576	Oyelami, Matthew O	CORRECTIONAL OFFICER	8	6	63,796	19,394	1/19/2010	F	1.00	CONTINUING	N
FLO	0100	3605	INSTITUTIONAL SECURITY AND CONTROL	00045577	Nwabunnia, Anthony	CORRECTIONAL OFFICER	8	5	62,214	18,913	3/25/2013	F	1.00	CONTINUING	N
FLO	0100	3605	INSTITUTIONAL SECURITY AND CONTROL	00045579	McAllister, Bonnica E	CORRECTIONAL OFFICER	8	6	63,796	19,394	1/14/2008	F	1.00	CONTINUING	N
FLO	0100	3605	INSTITUTIONAL SECURITY AND CONTROL	00045582	Akpobasa, Raphael Gilbert	CORRECTIONAL OFFICER	7	2	52,118	15,844	8/22/2016	F	1.00	CONTINUING	N
FLO	0100	3605	INSTITUTIONAL SECURITY AND CONTROL	00045583	McCaster, Melvin J	CORRECTIONAL OFFICER	8	6	63,796	19,394	2/1/2010	F	1.00	CONTINUING	N
FLO	0100	3605	INSTITUTIONAL SECURITY AND CONTROL	00045584	Davis, Melissa E	CORRECTIONAL OFFICER	8	6	63,796	19,394	12/7/2009	F	1.00	CONTINUING	N
FLO	0100	3605	INSTITUTIONAL SECURITY AND CONTROL	00045585	Butler, Judah	CORRECTIONAL OFFICER	8	2	57,468	17,470	1/25/2016	F	1.00	CONTINUING	N
FLO	0100	3605	INSTITUTIONAL SECURITY AND CONTROL	00045586	Ashton, Angela R	CLERICAL ASSISTANT	6	4	44,246	13,451	3/19/2018	F	1.00	CONTINUING	N
FLO	0100	3605	INSTITUTIONAL SECURITY AND CONTROL	00045587	Ferguson, Jamal	CORRECTIONAL OFFICER	7	2	52,118	15,844	9/12/2016	F	1.00	CONTINUING	N
FLO	0100	3605	INSTITUTIONAL SECURITY AND CONTROL	00045589	Mih, Chrysantus Ngeng	CORRECTIONAL OFFICER	6	1	47,575	14,463	10/15/2018	F	1.00	CONTINUING	N
FLO	0100	3605	INSTITUTIONAL SECURITY AND CONTROL	00045590	Bullock, Kyiwanda M	CORRECTIONAL OFFICER	8	6	63,796	19,394	12/22/2008	F	1.00	CONTINUING	N
FLO	0100	3605	INSTITUTIONAL SECURITY AND CONTROL	00045591	Jenkins, Cloyillia M	CORRECTIONAL OFFICER	8	5	62,214	18,913	5/10/2010	F	1.00	CONTINUING	N
FLO	0100	3605	INSTITUTIONAL SECURITY AND CONTROL	00045844	Ayodele, Bosede A	CORRECTIONAL OFFICER - LEAD	9	6	70,247	21,355	9/24/2007	F	1.00	CONTINUING	N
FLO	0100	3605	INSTITUTIONAL SECURITY AND CONTROL	00045845	Huskin, Lawrence S	CORRECTIONAL OFFICER	8	6	63,796	19,394	12/22/2009	F	1.00	CONTINUING	N
FLO	0100	3605	INSTITUTIONAL SECURITY AND CONTROL	00046337	Lancaster, Crystal	SUPV CORRECTIONAL OFFICER	11	0	75,351	22,907	6/8/2009	F	1.00	CONTINUING	N
FLO	0100	3605	INSTITUTIONAL SECURITY AND CONTROL	00072979	Idowu, Segun	CORRECTIONAL OFFICER	6	2	48,837	14,846	12/26/2017	F	1.00	CONTINUING	N
FLO	0100	3605	INSTITUTIONAL SECURITY AND CONTROL	00073132	Taylor, Brandon J	CORRECTIONAL OFFICER	8	5	62,214	18,913	9/13/2010	F	1.00	CONTINUING	N
FLO	0100	3605	INSTITUTIONAL SECURITY AND CONTROL	00073133	Walker, Jndiara K	CORRECTIONAL OFFICER	8	5	62,214	18,913	9/13/2010	F	1.00	CONTINUING	N
FLO	0100	3605	INSTITUTIONAL SECURITY AND CONTROL	00073135	Azubike, Emeke E	CORRECTIONAL OFFICER	8	5	62,214	18,913	9/13/2010	F	1.00	CONTINUING	N
FLO	0100	3605	INSTITUTIONAL SECURITY AND CONTROL	00073136	Ososanya, Taiwo	CORRECTIONAL OFFICER	7	2	52,118	15,844	7/25/2016	F	1.00	CONTINUING	N
FLO	0100	3605	INSTITUTIONAL SECURITY AND CONTROL	00073138	Ososanya, Kehinde	CORRECTIONAL OFFICER	7	2	52,118	15,844	5/2/2016	F	1.00	CONTINUING	N
FLO	0100	3605	INSTITUTIONAL SECURITY AND CONTROL	00073148	Adeniji, Ayoola O	CORRECTIONAL OFFICER	8	5	62,214	18,913	6/21/2010	F	1.00	CONTINUING	N
FLO	0100	3605	INSTITUTIONAL SECURITY AND CONTROL	00073647	Feliciano, Jovani F	CORRECTIONAL OFFICER	8	5	62,214	18,913	9/24/2012	F	1.00	CONTINUING	N
FLO	0100	3605	INSTITUTIONAL SECURITY AND CONTROL	00077825	Ajugonyi, Peter A	CORRECTIONAL OFFICER	8	5	62,214	18,913	5/6/2013	F	1.00	CONTINUING	N
FLO	0100	3605	INSTITUTIONAL SECURITY AND CONTROL	00077826	Joshua, Taiye O	CORRECTIONAL OFFICER	8	5	62,214	18,913	5/6/2013	F	1.00	CONTINUING	N
FLO	0100	3605	INSTITUTIONAL SECURITY AND CONTROL	00077827	Miranda, Eddy C	CORRECTIONAL OFFICER	8	5	62,214	18,913	5/6/2013	F	1.00	CONTINUING	N
FLO	0100	3605	INSTITUTIONAL SECURITY AND CONTROL	00077828	Oyebanjo, Bukola T	CORRECTIONAL OFFICER	8	5	62,214	18,913	5/6/2013	F	1.00	CONTINUING	N
FLO	0100	3605	INSTITUTIONAL SECURITY AND CONTROL	00077829	Ujor, Robinson F	CORRECTIONAL OFFICER	8	5	62,214	18,913	5/6/2013	F	1.00	CONTINUING	N
FLO	0100	3605	INSTITUTIONAL SECURITY AND CONTROL	00077854	Adams, Tamika D	CORRECTIONAL OFFICER	8	5	62,214	18,913	5/20/2013	F	1.00	CONTINUING	N
FLO	0100	3605	INSTITUTIONAL SECURITY AND CONTROL	00077855	Allen, Thomas B	CORRECTIONAL OFFICER	8	6	63,796	19,394	5/20/2013	F	1.00	CONTINUING	N
FLO	0100	3605	INSTITUTIONAL SECURITY AND CONTROL	00077856	Anani, Labitey E	CORRECTIONAL OFFICER	8	5	62,214	18,913	5/20/2013	F	1.00	CONTINUING	N
FLO	0100	3605	INSTITUTIONAL SECURITY AND CONTROL	00077857	Harris, Jovaghnna W	CORRECTIONAL OFFICER	8	5	62,214	18,913	5/20/2013	F	1.00	CONTINUING	N
FLO	0100	3605	INSTITUTIONAL SECURITY AND CONTROL	00077858	Metuge, Roseline	CORRECTIONAL OFFICER	8	5	62,214	18,913	5/20/2013	F	1.00	CONTINUING	N
FLO	0100	3605	INSTITUTIONAL SECURITY AND CONTROL	00077859	Popoola, Olumide	CORRECTIONAL OFFICER	6	1	47,575	14,463	10/15/2018	F	1.00	CONTINUING	N
FLO	0100	3605	INSTITUTIONAL SECURITY AND CONTROL	00077860	Uwalaka, Chidozie A	CORRECTIONAL OFFICER	8	5	62,214	18,913	5/20/2013	F	1.00	CONTINUING	N
FLO	0100	3605	INSTITUTIONAL SECURITY AND CONTROL	00077861	Ogbeide, Ceaser A	CORRECTIONAL OFFICER	8	5	62,214	18,913	5/20/2013	F	1.00	CONTINUING	N
FLO	0100	3605	INSTITUTIONAL SECURITY AND CONTROL	00077862	Gwet, Pierre	CORRECTIONAL OFFICER	8	5	62,214	18,913	5/20/2013	F	1.00	CONTINUING	N
FLO	0100	3605	INSTITUTIONAL SECURITY AND CONTROL	00077863	WILLIAMS, BEVERLY B	CORRECTIONAL OFFICER	8	4	60,632	18,432	10/15/1990	F	1.00	CONTINUING	N
FLO	0100	3605	INSTITUTIONAL SECURITY AND CONTROL	00077864	Uwaifo, Dickson	CORRECTIONAL OFFICER	8	4	60,632	18,432	6/3/2013	F	1.00	CONTINUING	N
FLO	0100	3605	INSTITUTIONAL SECURITY AND CONTROL	00077865	Bowen, Jody K	CORRECTIONAL OFFICER	8	4	60,632	18,432	6/3/2013	F	1.00	CONTINUING	N
FLO	0100	3605	INSTITUTIONAL SECURITY AND CONTROL	00077866	Asekomhe, Umoru	CORRECTIONAL OFFICER	8	4	60,632	18,432	6/3/2013	F	1.00	CONTINUING	N

Agency	Fund Code	Activity	Activity Title	Posn Nbr	Name	Title	Grade	Step	Salary	Fringe	Hire Date	Vac Stat	FTE x Dist %	Reg/Term	Filled by Law Y/N
FLO	0100	3605	INSTITUTIONAL SECURITY AND CONTROL	00077869	Fatokimi,Oluwafemi	CORRECTIONAL OFFICER	6	1	47,575	14,463	10/29/2018	F	1.00	CONTINUING	N
FLO	0100	3605	INSTITUTIONAL SECURITY AND CONTROL	00077870	Etubom,Dominic S	CORRECTIONAL OFFICER	8	4	60,632	18,432	6/17/2013	F	1.00	CONTINUING	N
FLO	0100	3605	INSTITUTIONAL SECURITY AND CONTROL	00077871	Palle,Dangustard E	CORRECTIONAL OFFICER	8	4	60,632	18,432	6/17/2013	F	1.00	CONTINUING	N
FLO	0100	3605	INSTITUTIONAL SECURITY AND CONTROL	00077872	Haughton,Shaneika N	CORRECTIONAL OFFICER	8	4	60,632	18,432	6/17/2013	F	1.00	CONTINUING	N
FLO	0100	3605	INSTITUTIONAL SECURITY AND CONTROL	00082270	Falade,Ayodeji F.	CORRECTIONAL OFFICER	8	4	60,632	18,432	3/24/2014	F	1.00	CONTINUING	N
FLO	0100	3605	INSTITUTIONAL SECURITY AND CONTROL	00082272	Stevenson,Joseph I	CORRECTIONAL OFFICER - LEAD	9	8	73,739	22,417	5/15/2006	F	1.00	CONTINUING	N
FLO	0100	3605	INSTITUTIONAL SECURITY AND CONTROL	00082273	Etienne-Tago,Tchamokouen	CORRECTIONAL OFFICER	8	4	60,632	18,432	11/4/2013	F	1.00	CONTINUING	N
FLO	0100	3605	INSTITUTIONAL SECURITY AND CONTROL	00082274	Ngwatancho,Ngoh David	CORRECTIONAL OFFICER	8	4	60,632	18,432	11/4/2013	F	1.00	CONTINUING	N
FLO	0100	3605	INSTITUTIONAL SECURITY AND CONTROL	00082275	Bodunde,Akindele James	CORRECTIONAL OFFICER	8	4	60,632	18,432	11/4/2013	F	1.00	CONTINUING	N
FLO	0100	3605	INSTITUTIONAL SECURITY AND CONTROL	00082276	Hopper,Laronda M	CORRECTIONAL OFFICER	8	2	57,468	17,470	11/16/2015	F	1.00	CONTINUING	N
FLO	0100	3605	INSTITUTIONAL SECURITY AND CONTROL	00082278	Washington,Duanita Angela	CORRECTIONAL OFFICER	8	4	60,632	18,432	11/4/2013	F	1.00	CONTINUING	N
FLO	0100	3605	INSTITUTIONAL SECURITY AND CONTROL	00082280	Ossumwen,Joseph	CORRECTIONAL OFFICER	8	4	60,632	18,432	11/18/2013	F	1.00	CONTINUING	N
FLO	0100	3605	INSTITUTIONAL SECURITY AND CONTROL	00082282	Caesar,Bertram Roy	CORRECTIONAL OFFICER	8	4	60,632	18,432	11/4/2013	F	1.00	CONTINUING	N
FLO	0100	3605	INSTITUTIONAL SECURITY AND CONTROL	00082283	Jefferson,Jamar T	CORRECTIONAL OFFICER	8	4	60,632	18,432	11/18/2013	F	1.00	CONTINUING	N
FLO	0100	3605	INSTITUTIONAL SECURITY AND CONTROL	00082286	Adedeyi,Abiola G	CORRECTIONAL OFFICER	8	4	60,632	18,432	11/4/2013	F	1.00	CONTINUING	N
FLO	0100	3605	INSTITUTIONAL SECURITY AND CONTROL	00082287	Ofoegbu,Joseph	CORRECTIONAL OFFICER	8	4	60,632	18,432	11/18/2013	F	1.00	CONTINUING	N
FLO	0100	3605	INSTITUTIONAL SECURITY AND CONTROL	00082342	White,Charles B	CRIMINAL INVEST	12	6	85,371	25,953	10/13/1988	F	1.00	CONTINUING	N
FLO	0100	3605	INSTITUTIONAL SECURITY AND CONTROL	00082590	Portillo,Marbin A	Lead Legal Instruments Examine	9	5	60,472	18,383	5/26/2009	F	1.00	CONTINUING	N
FLO	0100	3605	INSTITUTIONAL SECURITY AND CONTROL	00082622	Omolewa,Johnson O.	CORRECTIONAL OFFICER	8	4	60,632	18,432	3/24/2014	F	1.00	CONTINUING	N
FLO	0100	3605	INSTITUTIONAL SECURITY AND CONTROL	00091052	Culbreth Brooks,Keisha	Victim Advocate	12	1	73,906	22,467	8/7/2017	F	1.00	CONTINUING	N
FLO	0100	3605	INSTITUTIONAL SECURITY AND CONTROL	00091055	Corneh,Sylvester M.	CORRECTIONAL OFFICER	7	2	52,118	15,844	11/28/2016	F	1.00	CONTINUING	N
FLO	0100	3605	INSTITUTIONAL SECURITY AND CONTROL	00091056	Burgess,Kendra J	CORRECTIONAL OFFICER	7	2	52,118	15,844	2/1/2017	F	1.00	CONTINUING	N
FLO	0100	3605	INSTITUTIONAL SECURITY AND CONTROL	00091057	Adams,Kenneth R	CORRECTIONAL OFFICER	7	2	52,118	15,844	2/1/2017	F	1.00	CONTINUING	N
FLO	0100	3605	INSTITUTIONAL SECURITY AND CONTROL	00091059	Ayodele,Patience M	CORRECTIONAL OFFICER	7	2	52,118	15,844	8/3/2016	F	1.00	CONTINUING	N
FLO	0100	3605	INSTITUTIONAL SECURITY AND CONTROL	00091060	Obiorah,Hyginus	CORRECTIONAL OFFICER	7	2	52,118	15,844	10/17/2016	F	1.00	CONTINUING	N
FLO	0100	3605	INSTITUTIONAL SECURITY AND CONTROL	00091061	Holiday,Renald	CORRECTIONAL OFFICER	7	2	52,118	15,844	10/3/2016	F	1.00	CONTINUING	N
FLO	0100	3605	INSTITUTIONAL SECURITY AND CONTROL	00091062	Ishmon,Phoenix	Management Liaison Asst.	8	9	56,556	17,193	2/1/2017	F	1.00	CONTINUING	N
FLO	0100	3605	INSTITUTIONAL SECURITY AND CONTROL	00091063	Battle,Kenneth T.	CORRECTIONAL OFFICER	7	2	52,118	15,844	2/1/2017	F	1.00	CONTINUING	N
FLO	0100	3605	INSTITUTIONAL SECURITY AND CONTROL	00091064	Wilson,Dinah N	CORRECTIONAL OFFICER	7	2	52,118	15,844	11/13/2007	F	1.00	CONTINUING	N
FLO	0100	3605	INSTITUTIONAL SECURITY AND CONTROL	00091065	Lee,Ronald	MAIL CLERK	5	5	41,189	12,521	12/27/2016	F	1.00	CONTINUING	N
FLO	0100	3605	INSTITUTIONAL SECURITY AND CONTROL	00091066	Djahlin,Adjetej Denis	CORRECTIONAL OFFICER	6	1	47,575	14,463	11/26/2018	F	1.00	CONTINUING	N
FLO	0100	3605	INSTITUTIONAL SECURITY AND CONTROL	00091067	Christian,Marc	CORRECTIONAL OFFICER	7	2	52,118	15,844	10/17/2016	F	1.00	CONTINUING	N
FLO	0100	3605	INSTITUTIONAL SECURITY AND CONTROL	00091068	Tax,Yvonne	CORRECTIONAL OFFICER	6	1	47,575	14,463	5/16/2018	F	1.00	CONTINUING	N
FLO	0100	3605	INSTITUTIONAL SECURITY AND CONTROL	00091069	Muhlhahn,Kevin M	CORRECTIONAL OFFICER	7	2	52,118	15,844	2/1/2017	F	1.00	CONTINUING	N
FLO	0100	3605	INSTITUTIONAL SECURITY AND CONTROL	00091070	Hakeem,Dawodu	CORRECTIONAL OFFICER	6	2	48,837	14,846	12/26/2017	F	1.00	CONTINUING	N
FLO	0100	3605	INSTITUTIONAL SECURITY AND CONTROL	00093851	Flagg,Amoni Monet	Monitoring Specialist	9	4	54,325	16,515	8/20/2018	F	1.00	CONTINUING	N
FLO	0100	3605	INSTITUTIONAL SECURITY AND CONTROL	00093852	Johnson,Rodney J	CORRECTIONAL OFFICER	6	2	48,837	14,846	10/16/2017	F	1.00	CONTINUING	N
FLO	0100	3605	INSTITUTIONAL SECURITY AND CONTROL	00093853	Nwankwo,Remigius O	CORRECTIONAL OFFICER	6	2	48,837	14,846	10/16/2017	F	1.00	CONTINUING	N
FLO	0100	3605	INSTITUTIONAL SECURITY AND CONTROL	00093854	Jackson,Nicole	SUPV CORRECTIONAL OFFICER	11	0	71,441	21,718	10/1/2018	F	1.00	CONTINUING	N
FLO	0100	3605	INSTITUTIONAL SECURITY AND CONTROL	00093855	Oni,Kehinde	CORRECTIONAL OFFICER	6	2	48,837	14,846	11/13/2017	F	1.00	CONTINUING	N
FLO	0100	3605	INSTITUTIONAL SECURITY AND CONTROL	00093860	Parrish,Paula	CORRECTIONAL OFFICER	6	2	48,837	14,846	10/16/2017	F	1.00	CONTINUING	N
FLO	0100	3605	INSTITUTIONAL SECURITY AND CONTROL	00093861	Swearingner,Antonio	Maintenance Mechanic	9	1	52,707	16,023	3/19/2018	F	1.00	CONTINUING	N
FLO	0100	3605	INSTITUTIONAL SECURITY AND CONTROL	00093862	Champion,Ebony R.	CORRECTIONAL OFFICER	6	2	48,837	14,846	10/16/2017	F	1.00	CONTINUING	N
FLO	0100	3605	INSTITUTIONAL SECURITY AND CONTROL	00093863	Rahrovani,Payam	Maintenance Mechanic	9	5	60,029	18,249	7/28/2014	F	1.00	CONTINUING	N
FLO	0100	3605	INSTITUTIONAL SECURITY AND CONTROL	00093864	Ogungbemi,Musibau	CORRECTIONAL OFFICER	6	2	48,837	14,846	10/16/2017	F	1.00	CONTINUING	N
FLO	0100	3605	INSTITUTIONAL SECURITY AND CONTROL	00093865	Akinsanya,Kehinde H	CORRECTIONAL OFFICER	6	2	48,837	14,846	10/16/2017	F	1.00	CONTINUING	N
FLO	0100	3605	INSTITUTIONAL SECURITY AND CONTROL	00093866	Lawal,Abdullah	CORRECTIONAL OFFICER	6	2	48,837	14,846	10/16/2017	F	1.00	CONTINUING	N
FLO	0100	3605	INSTITUTIONAL SECURITY AND CONTROL	00093867	Proctor,Shakema T	CORRECTIONAL OFFICER	6	2	48,837	14,846	10/16/2017	F	1.00	CONTINUING	N
FLO	0100	3605	INSTITUTIONAL SECURITY AND CONTROL	00093868	Balogun,Olatunji	CORRECTIONAL OFFICER	6	2	48,837	14,846	10/16/2017	F	1.00	CONTINUING	N
FLO	0100	3605	INSTITUTIONAL SECURITY AND CONTROL	00093869	Apena,Alliu A	CORRECTIONAL OFFICER	6	1	47,575	14,463	10/30/2017	F	1.00	CONTINUING	N

Agency	Fund Code	Activity	Activity Title	Posn Nbr	Name	Title	Grade	Step	Salary	Fringe	Hire Date	Vac Stat	FTE x Dist %	Reg/Temp/Term	Filled by Law Y/N
FLO	0100	3605	INSTITUTIONAL SECURITY AND CONTROL	00093870	Williams Kaleem, Niles M.	CORRECTIONAL OFFICER	6	2	48,837	14,846	10/2/2017	F	1.00	CONTINUING	N
FLO	0100	3605	INSTITUTIONAL SECURITY AND CONTROL	00093871	Sylla, Abdoul K.	CORRECTIONAL OFFICER	6	1	47,575	14,463	10/30/2017	F	1.00	CONTINUING	N
FLO	0100	3605	INSTITUTIONAL SECURITY AND CONTROL	00093872	Olabode, Kehinde B.	CORRECTIONAL OFFICER	6	1	47,575	14,463	10/30/2017	F	1.00	CONTINUING	N
FLO	0100	3605	INSTITUTIONAL SECURITY AND CONTROL	00093873	Manning, Nathalie L.	CORRECTIONAL OFFICER	6	2	48,837	14,846	11/13/2017	F	1.00	CONTINUING	N
FLO	0100	3605	INSTITUTIONAL SECURITY AND CONTROL	00093874	McEachin, Shakeerah S.	CORRECTIONAL OFFICER	6	2	48,837	14,846	10/30/2017	F	1.00	CONTINUING	N
FLO	0100	3605	INSTITUTIONAL SECURITY AND CONTROL	00093875	Egurefa, Morrison	CORRECTIONAL OFFICER	6	1	47,575	14,463	1/22/2018	F	1.00	CONTINUING	N
FLO	0100	3605	INSTITUTIONAL SECURITY AND CONTROL	00093876	Hussain, Saifeldin	CORRECTIONAL OFFICER	6	1	47,575	14,463	1/8/2018	F	1.00	CONTINUING	N
FLO	0100	3605	INSTITUTIONAL SECURITY AND CONTROL	00093877	Solesi, Olumuyiwa	CORRECTIONAL OFFICER	6	1	47,575	14,463	1/22/2018	F	1.00	CONTINUING	N
FLO	0100	3605	INSTITUTIONAL SECURITY AND CONTROL	00093882	Long, Elektra	Legal Instruments Examiner	6	4	44,246	13,451	9/17/2018	F	1.00	CONTINUING	N
FLO	0100	3605	INSTITUTIONAL SECURITY AND CONTROL	00093883	Green, James A.	Legal Instruments Examiner	6	4	44,246	13,451	6/12/2017	F	1.00	CONTINUING	N
FLO	0100	3605	INSTITUTIONAL SECURITY AND CONTROL	00093884	Gilchrist-Rush, Janet	Legal Instruments Examiner	6	4	44,246	13,451	10/1/2018	F	1.00	CONTINUING	N
FLO	0100	3605	INSTITUTIONAL SECURITY AND CONTROL	00093885	Robinson, Cortez D	Program Analyst	9	1	49,570	15,069	9/4/2018	F	1.00	CONTINUING	N
FLO	0100	3605	INSTITUTIONAL SECURITY AND CONTROL	00093886	Baker, Joyce	Program Analyst	9	1	49,570	15,069	4/3/2017	F	1.00	CONTINUING	N
FLO	0100	3605	INSTITUTIONAL SECURITY AND CONTROL	00093895	Smith, Jacqueline B	Staff Assistant	11	4	65,487	19,908	2/1/2017	F	1.00	CONTINUING	N
FLO	0100	3605	INSTITUTIONAL SECURITY AND CONTROL	00093897	Dixon, Sharon	CORRECTIONAL OFFICER	6	1	47,575	14,463	8/17/2015	F	1.00	CONTINUING	N
FLO	0100	3605	INSTITUTIONAL SECURITY AND CONTROL	00093899	Jones, Gazmine J.	CORRECTIONAL OFFICER	6	1	47,575	14,463	2/5/2018	F	1.00	CONTINUING	N
FLO	0100	3605	INSTITUTIONAL SECURITY AND CONTROL	00093900	Littlejohn, Raquel	CORRECTIONAL OFFICER	6	1	47,575	14,463	2/5/2018	F	1.00	CONTINUING	N
FLO	0100	3605	INSTITUTIONAL SECURITY AND CONTROL	00093901	Clinton, Jerry R.	CORRECTIONAL OFFICER	6	1	47,575	14,463	2/5/2018	F	1.00	CONTINUING	N
FLO	0100	3605	INSTITUTIONAL SECURITY AND CONTROL	00093902	Gamble, Devonne	CORRECTIONAL OFFICER	6	1	47,575	14,463	2/21/2018	F	1.00	CONTINUING	N
FLO	0100	3605	INSTITUTIONAL SECURITY AND CONTROL	00093903	Buckner, Parease	CORRECTIONAL OFFICER	6	1	47,575	14,463	3/19/2018	F	1.00	CONTINUING	N
FLO	0100	3605	INSTITUTIONAL SECURITY AND CONTROL	00093904	Matthews, Amanda	CORRECTIONAL OFFICER	6	1	47,575	14,463	3/19/2018	F	1.00	CONTINUING	N
FLO	0100	3605	INSTITUTIONAL SECURITY AND CONTROL	00093907	Ford, Marcus	CORRECTIONAL OFFICER	6	1	47,575	14,463	3/19/2018	F	1.00	CONTINUING	N
FLO	0100	3605	INSTITUTIONAL SECURITY AND CONTROL	00093909	ALSTON, QUANESHA	CORRECTIONAL OFFICER	6	1	47,575	14,463	3/19/2018	F	1.00	CONTINUING	N
FLO	0100	3605	INSTITUTIONAL SECURITY AND CONTROL	00093912	Tamper, Karen	CORRECTIONAL OFFICER	6	1	47,575	14,463	8/24/2015	F	1.00	CONTINUING	N
FLO	0100	3605	INSTITUTIONAL SECURITY AND CONTROL	00093914	Namata, James	CORRECTIONAL OFFICER	6	1	47,575	14,463	4/30/2018	F	1.00	CONTINUING	N
FLO	0100	3605	INSTITUTIONAL SECURITY AND CONTROL	00093915	Mbah, Vera Edum	CORRECTIONAL OFFICER	6	1	47,575	14,463	4/30/2018	F	1.00	CONTINUING	N
FLO	0100	3605	INSTITUTIONAL SECURITY AND CONTROL	00093916	Adegbole, Olorunfemi E	CORRECTIONAL OFFICER	6	1	47,575	14,463	4/30/2018	F	1.00	CONTINUING	N
FLO	0100	3605	INSTITUTIONAL SECURITY AND CONTROL	00093917	Nwaogwugwu, Benedict	CORRECTIONAL OFFICER	6	1	47,575	14,463	4/30/2018	F	1.00	CONTINUING	N
FLO	0100	3605	INSTITUTIONAL SECURITY AND CONTROL	00093918	Arinze, Izu Chukwu E.	CORRECTIONAL OFFICER	6	1	47,575	14,463	4/30/2018	F	1.00	CONTINUING	N
FLO	0100	3605	INSTITUTIONAL SECURITY AND CONTROL	00093919	AKINTOLU, TAIWO O	CORRECTIONAL OFFICER	6	1	47,575	14,463	4/30/2018	F	1.00	CONTINUING	N
FLO	0100	3605	INSTITUTIONAL SECURITY AND CONTROL	00093920	Butler Jr., Ricky L	CORRECTIONAL OFFICER	6	1	47,575	14,463	4/30/2018	F	1.00	CONTINUING	N
FLO	0100	3605	INSTITUTIONAL SECURITY AND CONTROL	00093921	Okwara, Chinedu	CORRECTIONAL OFFICER	6	1	47,575	14,463	5/16/2018	F	1.00	CONTINUING	N
FLO	0100	3605	INSTITUTIONAL SECURITY AND CONTROL	00093922	Odion-Davis, Omolara A	CORRECTIONAL OFFICER	6	1	47,575	14,463	4/30/2018	F	1.00	CONTINUING	N
FLO	0100	3605	INSTITUTIONAL SECURITY AND CONTROL	00093923	Igbalajobi, Olufemi	CORRECTIONAL OFFICER	6	1	47,575	14,463	4/30/2018	F	1.00	CONTINUING	N
FLO	0100	3605	INSTITUTIONAL SECURITY AND CONTROL	00093924	Benson, Diamond Marie	CORRECTIONAL OFFICER	6	1	47,575	14,463	5/16/2018	F	1.00	CONTINUING	N
FLO	0100	3605	INSTITUTIONAL SECURITY AND CONTROL	00093925	Hammond, Felicia	CORRECTIONAL OFFICER	6	1	47,575	14,463	5/16/2018	F	1.00	CONTINUING	N
FLO	0100	3605	INSTITUTIONAL SECURITY AND CONTROL	00093925	Kyle, James	CORRECTIONAL OFFICER	6	1	47,575	14,463	12/10/2018	F	1.00	CONTINUING	N
FLO	0100	3605	INSTITUTIONAL SECURITY AND CONTROL	00093926	Eluwa, Obinnaya	CORRECTIONAL OFFICER	6	2	48,837	14,846	12/11/2017	F	1.00	CONTINUING	N
FLO	0100	3605	INSTITUTIONAL SECURITY AND CONTROL	00093927	Kamara, Ishaccar	CORRECTIONAL OFFICER	6	2	48,837	14,846	12/26/2017	F	1.00	CONTINUING	N
FLO	0100	3605	INSTITUTIONAL SECURITY AND CONTROL	00093928	Wynn, Palmatto T.	CORRECTIONAL OFFICER	6	2	48,837	14,846	12/11/2017	F	1.00	CONTINUING	N
FLO	0100	3605	INSTITUTIONAL SECURITY AND CONTROL	00093929	Adeyemi, Oluwaseun	CORRECTIONAL OFFICER	6	2	48,837	14,846	12/26/2017	F	1.00	CONTINUING	N
FLO	0100	3605	INSTITUTIONAL SECURITY AND CONTROL	00093930	Wimbish, Tony	MATERIALS HANDLER	4	7	47,590	14,467	12/11/2017	F	1.00	CONTINUING	N
FLO	0100	3605	INSTITUTIONAL SECURITY AND CONTROL	00093931	Garnett, Antonio M	MATERIALS HANDLER	4	6	46,238	14,056	12/18/2017	F	1.00	CONTINUING	N
FLO	0100	3605	INSTITUTIONAL SECURITY AND CONTROL	00093932	Jones, Henry L.	MATERIALS HANDLER	4	10	51,646	15,701	12/11/2017	F	1.00	Term	N
FLO	0100	3605	INSTITUTIONAL SECURITY AND CONTROL	00093933	Meeks, Carl J.	CORRECTIONAL OFFICER	6	2	48,837	14,846	11/27/2017	F	1.00	CONTINUING	N
FLO	0100	3605	INSTITUTIONAL SECURITY AND CONTROL	00093934	Ashubiojo, Azeez	CORRECTIONAL OFFICER	6	2	48,837	14,846	11/27/2017	F	1.00	CONTINUING	N
FLO	0100	3605	INSTITUTIONAL SECURITY AND CONTROL	00094028	Ademiluyi, Femi	CORRECTIONAL OFFICER	6	2	48,837	14,846	11/27/2017	F	1.00	CONTINUING	N
FLO	0100	3605	INSTITUTIONAL SECURITY AND CONTROL	00094030	Sarvis, Antonio M.	Legal Instruments Examiner	6	5	45,642	13,875	12/11/2017	F	1.00	CONTINUING	N
FLO	0100	3605	INSTITUTIONAL SECURITY AND CONTROL	00094685	Williams, Camile D.	Deputy Director for Programs	16	0	171,663	52,186	8/21/2018	F	1.00	CONTINUING	N
FLO	0100	3605	INSTITUTIONAL SECURITY AND CONTROL	00094994	Ellerbe, Taleisha	Mental Health Specialist	12	4	87,396	26,568	3/21/2016	F	1.00	CONTINUING	N

Agency	Fund Code	Activity	Activity Title	Posn Nbr	Name	Title	Grade	Step	Salary	Fringe	Hire Date	Vac Stat	FTE x Dist %	Reg/Temp/Term	Filled by Law Y/N
FLO	0100	3605	INSTITUTIONAL SECURITY AND CONTROL	00095264	Jones,Michael	CORRECTIONAL OFFICER	6	1	47,575	14,463	6/11/2018	F	1.00	CONTINUING	N
FLO	0100	3605	INSTITUTIONAL SECURITY AND CONTROL	00095265	Grayson,Amber	CORRECTIONAL OFFICER	6	1	47,575	14,463	5/29/2018	F	1.00	CONTINUING	N
FLO	0100	3605	INSTITUTIONAL SECURITY AND CONTROL	00095266	Douglas,Pete	CORRECTIONAL OFFICER	6	1	47,575	14,463	6/11/2018	F	1.00	CONTINUING	N
FLO	0100	3605	INSTITUTIONAL SECURITY AND CONTROL	00095267	Animasaun,Akeem olatunji	CORRECTIONAL OFFICER	6	1	47,575	14,463	5/29/2018	F	1.00	CONTINUING	N
FLO	0100	3605	INSTITUTIONAL SECURITY AND CONTROL	00095268	Ijeomah,Christopher Anayo	CORRECTIONAL OFFICER	6	1	47,575	14,463	5/29/2018	F	1.00	CONTINUING	N
FLO	0100	3605	INSTITUTIONAL SECURITY AND CONTROL	00095269	Fonge,Binette	CORRECTIONAL OFFICER	6	1	47,575	14,463	5/29/2018	F	1.00	CONTINUING	N
FLO	0100	3605	INSTITUTIONAL SECURITY AND CONTROL	00095270	Kelsaw,Jaroda	CORRECTIONAL OFFICER	6	1	47,575	14,463	6/25/2018	F	1.00	CONTINUING	N
FLO	0100	3605	INSTITUTIONAL SECURITY AND CONTROL	00095271	Okere,Godwin	CORRECTIONAL OFFICER	6	1	47,575	14,463	5/29/2018	F	1.00	CONTINUING	N
FLO	0100	3605	INSTITUTIONAL SECURITY AND CONTROL	00095272	AKANBI,Sunday Samuel	CORRECTIONAL OFFICER	6	1	47,575	14,463	5/29/2018	F	1.00	CONTINUING	N
FLO	0100	3605	INSTITUTIONAL SECURITY AND CONTROL	00095273	orelesi,wasiu	CORRECTIONAL OFFICER	6	1	47,575	14,463	5/29/2018	F	1.00	CONTINUING	N
FLO	0100	3605	INSTITUTIONAL SECURITY AND CONTROL	00095274	Jackson,Jaquita	CORRECTIONAL OFFICER	6	1	47,575	14,463	5/29/2018	F	1.00	CONTINUING	N
FLO	0100	3605	INSTITUTIONAL SECURITY AND CONTROL	00095275	Byrd-Scott,Daizsha	CORRECTIONAL OFFICER	6	1	47,575	14,463	11/26/2018	F	1.00	CONTINUING	N
FLO	0100	3605	INSTITUTIONAL SECURITY AND CONTROL	00095276	Harrison-Gray,Deveda	CORRECTIONAL OFFICER	6	1	47,575	14,463	6/11/2018	F	1.00	CONTINUING	N
FLO	0100	3605	INSTITUTIONAL SECURITY AND CONTROL	00095277	Salaudeen,Taofeek olurotimi	CORRECTIONAL OFFICER	6	1	47,575	14,463	5/29/2018	F	1.00	CONTINUING	N
FLO	0100	3605	INSTITUTIONAL SECURITY AND CONTROL	00095278	Turay,Alieu	CORRECTIONAL OFFICER	6	1	47,575	14,463	6/11/2018	F	1.00	CONTINUING	N
FLO	0100	3605	INSTITUTIONAL SECURITY AND CONTROL	00095279	Ekele,Emmanuel	CORRECTIONAL OFFICER	6	1	47,575	14,463	6/11/2018	F	1.00	CONTINUING	N
FLO	0100	3605	INSTITUTIONAL SECURITY AND CONTROL	00095280	Whitfield,Joylisa	CORRECTIONAL OFFICER	6	1	47,575	14,463	6/11/2018	F	1.00	CONTINUING	N
FLO	0100	3605	INSTITUTIONAL SECURITY AND CONTROL	00095281	Hart,Akhirn	CORRECTIONAL OFFICER	6	1	47,575	14,463	6/11/2018	F	1.00	CONTINUING	N
FLO	0100	3605	INSTITUTIONAL SECURITY AND CONTROL	00095283	Jones,Maurice Jacob	CORRECTIONAL OFFICER	6	1	47,575	14,463	6/11/2018	F	1.00	CONTINUING	N
FLO	0100	3605	INSTITUTIONAL SECURITY AND CONTROL	00095284	Harrell,Daquez	CORRECTIONAL OFFICER	6	1	47,575	14,463	6/25/2018	F	1.00	CONTINUING	N
FLO	0100	3605	INSTITUTIONAL SECURITY AND CONTROL	00095285	Sunmola,Oialekan S	CORRECTIONAL OFFICER	6	1	47,575	14,463	6/11/2018	F	1.00	CONTINUING	N
FLO	0100	3605	INSTITUTIONAL SECURITY AND CONTROL	00095286	Akanwa,Emmanuel	CORRECTIONAL OFFICER	6	1	47,575	14,463	6/11/2018	F	1.00	CONTINUING	N
FLO	0100	3605	INSTITUTIONAL SECURITY AND CONTROL	00095287	Rosemond,Ebonye	CORRECTIONAL OFFICER	6	1	47,575	14,463	6/11/2018	F	1.00	CONTINUING	N
FLO	0100	3605	INSTITUTIONAL SECURITY AND CONTROL	00095288	Fonwiyni Kuvinyu,St Germes	CORRECTIONAL OFFICER	6	1	47,575	14,463	6/11/2018	F	1.00	CONTINUING	N
FLO	0100	3605	INSTITUTIONAL SECURITY AND CONTROL	00095289	Amando,Walters Tanue	CORRECTIONAL OFFICER	6	1	47,575	14,463	6/11/2018	F	1.00	CONTINUING	N
FLO	0100	3605	INSTITUTIONAL SECURITY AND CONTROL	00095290	Wharton,Andrea	CORRECTIONAL OFFICER	6	1	47,575	14,463	7/9/2018	F	1.00	CONTINUING	N
FLO	0100	3605	INSTITUTIONAL SECURITY AND CONTROL	00095291	Ngoue,Isaac	CORRECTIONAL OFFICER	6	1	47,575	14,463	6/25/2018	F	1.00	CONTINUING	N
FLO	0100	3605	INSTITUTIONAL SECURITY AND CONTROL	00095292	Walker,Infiniti	CORRECTIONAL OFFICER	6	1	47,575	14,463	7/9/2018	F	1.00	CONTINUING	N
FLO	0100	3605	INSTITUTIONAL SECURITY AND CONTROL	00095293	Humphrey,Davon	CORRECTIONAL OFFICER	6	1	47,575	14,463	7/23/2018	F	1.00	CONTINUING	N
FLO	0100	3605	INSTITUTIONAL SECURITY AND CONTROL	00095560	Richardson,Katrina	Legal Instruments Examiner	6	4	44,246	13,451	10/29/2018	F	1.00	CONTINUING	N
FLO	0100	3605	INSTITUTIONAL SECURITY AND CONTROL	00096778	Valles,Corin	CORRECTIONAL OFFICER	6	1	47,575	14,463	12/17/2018	F	1.00	CONTINUING	N
FLO	0100	3605	INSTITUTIONAL SECURITY AND CONTROL	00096780	Crump,Khalid	CORRECTIONAL OFFICER	6	1	47,575	14,463	12/10/2018	F	1.00	CONTINUING	N
FLO	0100	3605	INSTITUTIONAL SECURITY AND CONTROL	00096781	Armstrong,Horace	CORRECTIONAL OFFICER	6	1	47,575	14,463	12/10/2018	F	1.00	CONTINUING	N
FLO	0100	3605	INSTITUTIONAL SECURITY AND CONTROL	00096783	Anderson,Paradyse	CORRECTIONAL OFFICER	6	1	47,575	14,463	12/10/2018	F	1.00	CONTINUING	N
FLO	0100	3605	INSTITUTIONAL SECURITY AND CONTROL	00096784	Ogan,Daniel	CORRECTIONAL OFFICER		0	47,575	14,463	12/10/2018	F	1.00	CONTINUING	N
FLO	0100	3605	INSTITUTIONAL SECURITY AND CONTROL	00096786	Pixley,Mineerah	CORRECTIONAL OFFICER	6	1	47,575	14,463	12/17/2018	F	1.00	CONTINUING	N
FLO	0100	3605	INSTITUTIONAL SECURITY AND CONTROL	00096788	Martinez Sanchez,Felix	CORRECTIONAL OFFICER	6	1	47,575	14,463	12/17/2018	F	1.00	CONTINUING	N
FLO	0100	3605	INSTITUTIONAL SECURITY AND CONTROL	00097054	Alston,William	Program Analyst	11	1	59,727	18,157	10/13/2015	F	1.00	CONTINUING	N
FLO	0100	3605	INSTITUTIONAL SECURITY AND CONTROL	00097115	Hauser-Garland,Maya L	CORRECTIONAL OFFICER	8	2	57,468	17,470	12/4/2015	F	1.00	CONTINUING	N
FLO	0100	3605	INSTITUTIONAL SECURITY AND CONTROL	00000606		Criminal Investigator(Int Afrs	11	1	59,727	18,157		V	1.00	CONTINUING	N
FLO	0100	3605	INSTITUTIONAL SECURITY AND CONTROL	00001430		Investigator	11	0	59,727	18,157		V	1.00	CONTINUING	N
FLO	0100	3605	INSTITUTIONAL SECURITY AND CONTROL	00002431		CORRECTIONAL OFFICER - LEAD	9	1	61,517	18,701		V	1.00	CONTINUING	N
FLO	0100	3605	INSTITUTIONAL SECURITY AND CONTROL	00004654		Monitoring Specialist	9	1	49,570	15,069		V	1.00	CONTINUING	N
FLO	0100	3605	INSTITUTIONAL SECURITY AND CONTROL	00007068		Mental Health Specialist	12	0	79,449	24,152		V	1.00	CONTINUING	N
FLO	0100	3605	INSTITUTIONAL SECURITY AND CONTROL	00009133		SUPV CORRECTIONAL OFFICER	12	0	95,003	28,881		V	1.00	CONTINUING	N
FLO	0100	3605	INSTITUTIONAL SECURITY AND CONTROL	00013663		LEGAL INSTRUMENTS EXAMINER	8	1	52,890	16,079		V	1.00	CONTINUING	N
FLO	0100	3605	INSTITUTIONAL SECURITY AND CONTROL	00017915		CORRECTIONAL OFFICER	8	1	55,886	16,989		V	1.00	CONTINUING	N
FLO	0100	3605	INSTITUTIONAL SECURITY AND CONTROL	00018152		CORRECTIONAL OFFICER - LEAD	9	1	61,517	18,701		V	1.00	CONTINUING	N
FLO	0100	3605	INSTITUTIONAL SECURITY AND CONTROL	00020255		CORRECTIONAL OFFICER	8	1	55,886	16,989		V	1.00	CONTINUING	N
FLO	0100	3605	INSTITUTIONAL SECURITY AND CONTROL	00020414		SUPVY CORRECTIONAL OFFICER	11	0	80,512	24,476		V	1.00	CONTINUING	N

Agency	Fund Code	Activity	Activity Title	Posn Nbr	Name	Title	Grade	Step	Salary	Fringe	Hire Date	Vac Stat	FTE x Dist %	Reg/Temp/Term	Filled by Law Y/N
FLO	0100	3605	INSTITUTIONAL SECURITY AND CONTROL	00025191		CORRECTIONAL OFFICER - LEAD	9	1	61,517	18,701		V	1.00	CONTINUING	N
FLO	0100	3605	INSTITUTIONAL SECURITY AND CONTROL	00025656		CORRECTIONAL OFFICER	6	0	47,575	14,463		V	1.00	CONTINUING	N
FLO	0100	3605	INSTITUTIONAL SECURITY AND CONTROL	00026025		LEAD CORRECTIONAL OFC	9	1	61,517	18,701		V	1.00	CONTINUING	N
FLO	0100	3605	INSTITUTIONAL SECURITY AND CONTROL	00026113		SUPV LEGAL INSTRUMENT EXAMINR	11	1	80,512	24,476		V	1.00	CONTINUING	N
FLO	0100	3605	INSTITUTIONAL SECURITY AND CONTROL	00026139		CORRECTIONAL PGM OFFICER	12	1	95,003	28,881		V	1.00	CONTINUING	N
FLO	0100	3605	INSTITUTIONAL SECURITY AND CONTROL	00026395		SUPV CORRECTIONAL OFFICER	11	0	80,512	24,476		V	1.00	CONTINUING	N
FLO	0100	3605	INSTITUTIONAL SECURITY AND CONTROL	00029037		SUPVY CORRECTIONAL OFFICER	11	0	80,512	24,476		V	1.00	CONTINUING	N
FLO	0100	3605	INSTITUTIONAL SECURITY AND CONTROL	00033129		CORRECTIONAL OFFICER - LEAD	9	1	61,517	18,701		V	1.00	CONTINUING	N
FLO	0100	3605	INSTITUTIONAL SECURITY AND CONTROL	00033338		CORRECTIONAL OFFICER	8	1	55,886	16,989		V	1.00	CONTINUING	N
FLO	0100	3605	INSTITUTIONAL SECURITY AND CONTROL	00045580		CORRECTIONAL TREATMENT SPEC	11	0	66,305	20,157		V	1.00	CONTINUING	N
FLO	0100	3605	INSTITUTIONAL SECURITY AND CONTROL	00071665		CORRECTIONAL INSTITUTION ADMN	14	0	125,642	38,195		V	1.00	CONTINUING	N
FLO	0100	3605	INSTITUTIONAL SECURITY AND CONTROL	00077867		CORRECTIONAL OFFICER	6	0	47,575	14,463		V	1.00	CONTINUING	N
FLO	0100	3605	INSTITUTIONAL SECURITY AND CONTROL	00077868		CORRECTIONAL OFFICER	6	0	47,575	14,463		V	1.00	CONTINUING	N
FLO	0100	3605	INSTITUTIONAL SECURITY AND CONTROL	00077873		CORRECTIONAL OFFICER	8	0	55,886	16,989		V	1.00	CONTINUING	N
FLO	0100	3605	INSTITUTIONAL SECURITY AND CONTROL	00085673		Supervisory Chaplain	13	0	109,254	33,213		V	1.00	CONTINUING	N
FLO	0100	3605	INSTITUTIONAL SECURITY AND CONTROL	00091058		Clerical Assistant	7	0	44,389	13,494		V	1.00	CONTINUING	N
FLO	0100	3605	INSTITUTIONAL SECURITY AND CONTROL	00093856		SUPV CORRECTIONAL OFFICER	11	0	80,512	24,476		V	1.00	CONTINUING	N
FLO	0100	3605	INSTITUTIONAL SECURITY AND CONTROL	00093859		CORRECTIONAL OFFICER	6	0	47,575	14,463		V	1.00	CONTINUING	N
FLO	0100	3605	INSTITUTIONAL SECURITY AND CONTROL	00093878		CORRECTIONAL OFFICER	6	0	47,575	14,463		V	1.00	CONTINUING	N
FLO	0100	3605	INSTITUTIONAL SECURITY AND CONTROL	00093879		Correctional Treatment Spec (R	12	0	79,449	24,152		V	1.00	CONTINUING	N
FLO	0100	3605	INSTITUTIONAL SECURITY AND CONTROL	00093880		Correctional Treatment Spec (R	12	1	79,449	24,152		V	1.00	CONTINUING	N
FLO	0100	3605	INSTITUTIONAL SECURITY AND CONTROL	00093881		Correctional Treatment Spec (R	12	1	79,449	24,152		V	1.00	CONTINUING	N
FLO	0100	3605	INSTITUTIONAL SECURITY AND CONTROL	00093892		Mental Health Specialist	12	0	79,449	24,152		V	1.00	CONTINUING	N
FLO	0100	3605	INSTITUTIONAL SECURITY AND CONTROL	00093893		Mental Health Specialist	12	0	79,449	24,152		V	1.00	CONTINUING	N
FLO	0100	3605	INSTITUTIONAL SECURITY AND CONTROL	00095282		CORRECTIONAL OFFICER	6	0	47,575	14,463		V	1.00	CONTINUING	N
FLO	0100	3605	INSTITUTIONAL SECURITY AND CONTROL	00096782		CORRECTIONAL OFFICER	6	0	47,575	14,463		V	1.00	CONTINUING	N
FLO	0100	3605	INSTITUTIONAL SECURITY AND CONTROL	00096787		CORRECTIONAL OFFICER	6	0	47,575	14,463		V	1.00	CONTINUING	N
FLO	0100	3605	INSTITUTIONAL SECURITY AND CONTROL	00096789		CORRECTIONAL OFFICER	6	0	47,575	14,463		V	1.00	CONTINUING	N
FLO	0100	3605	INSTITUTIONAL SECURITY AND CONTROL	00096790		CORRECTIONAL OFFICER	6	0	47,575	14,463		V	1.00	CONTINUING	N
FLO	0100	3605	INSTITUTIONAL SECURITY AND CONTROL	00096791		CORRECTIONAL OFFICER	6	0	47,575	14,463		V	1.00	CONTINUING	N
FLO	0100	3605	INSTITUTIONAL SECURITY AND CONTROL	00096794		CORRECTIONAL OFFICER	6	0	47,575	14,463		V	1.00	CONTINUING	N
FLO	0100	3605	INSTITUTIONAL SECURITY AND CONTROL	00096796		CORRECTIONAL OFFICER	6	0	47,575	14,463		V	1.00	CONTINUING	N
FLO	0100	3605	INSTITUTIONAL SECURITY AND CONTROL	00096797		CORRECTIONAL OFFICER	6	0	47,575	14,463		V	1.00	CONTINUING	N
FLO	0100	3605	INSTITUTIONAL SECURITY AND CONTROL	00096800		CORRECTIONAL OFFICER	6	0	47,575	14,463		V	1.00	CONTINUING	N
FLO	0100	3605	INSTITUTIONAL SECURITY AND CONTROL	00096803		CORRECTIONAL OFFICER	6	0	47,575	14,463		V	1.00	CONTINUING	N
FLO	0100	3605	INSTITUTIONAL SECURITY AND CONTROL	00096878		CORRECTIONAL OFFICER	6	0	47,575	14,463		V	1.00	CONTINUING	N
FLO	0100	3605	INSTITUTIONAL SECURITY AND CONTROL	00096894		CORRECTIONAL OFFICER	6	0	47,575	14,463		V	1.00	CONTINUING	N
FLO	0100	3605	INSTITUTIONAL SECURITY AND CONTROL	00096895		CORRECTIONAL OFFICER	6	0	47,575	14,463		V	1.00	CONTINUING	N
FLO	0100	3605	INSTITUTIONAL SECURITY AND CONTROL	00096896		CORRECTIONAL OFFICER	6	0	47,575	14,463		V	1.00	CONTINUING	N
FLO	0100	3605	INSTITUTIONAL SECURITY AND CONTROL	00096897		CORRECTIONAL OFFICER	6	0	47,575	14,463		V	1.00	CONTINUING	N
FLO	0100	3605	INSTITUTIONAL SECURITY AND CONTROL	00096898		CORRECTIONAL OFFICER	6	0	47,575	14,463		V	1.00	CONTINUING	N
FLO	0100	3605	INSTITUTIONAL SECURITY AND CONTROL	00096899		CORRECTIONAL OFFICER	6	0	47,575	14,463		V	1.00	CONTINUING	N
FLO	0100	3605	INSTITUTIONAL SECURITY AND CONTROL	00096900		CORRECTIONAL OFFICER	6	0	47,575	14,463		V	1.00	CONTINUING	N
FLO	0100	3605	INSTITUTIONAL SECURITY AND CONTROL	00096901		CORRECTIONAL OFFICER	6	0	47,575	14,463		V	1.00	CONTINUING	N
FLO	0100	3605	INSTITUTIONAL SECURITY AND CONTROL	00096902		CORRECTIONAL OFFICER	6	0	47,575	14,463		V	1.00	CONTINUING	N
FLO	0100	3605	INSTITUTIONAL SECURITY AND CONTROL	00096903		CORRECTIONAL OFFICER	6	0	47,575	14,463		V	1.00	CONTINUING	N
FLO	0100	3605	INSTITUTIONAL SECURITY AND CONTROL	00096904		CORRECTIONAL OFFICER	6	0	47,575	14,463		V	1.00	CONTINUING	N
FLO	0100	3605	INSTITUTIONAL SECURITY AND CONTROL	00096905		CORRECTIONAL OFFICER	6	0	47,575	14,463		V	1.00	CONTINUING	N
FLO	0100	3605	INSTITUTIONAL SECURITY AND CONTROL	00096906		CORRECTIONAL OFFICER	6	0	47,575	14,463		V	1.00	CONTINUING	N
FLO	0100	3605	INSTITUTIONAL SECURITY AND CONTROL	00096907		CORRECTIONAL OFFICER	6	0	47,575	14,463		V	1.00	CONTINUING	N

Agency	Fund Code	Activity	Activity Title	Posn Nbr	Name	Title	Grade	Step	Salary	Fringe	Hire Date	Vac Stat	FTE x Dist %	Reg/Temp/Term	Filled by Law Y/N
FLO	0100	3605	INSTITUTIONAL SECURITY AND CONTROL	00096908		CORRECTIONAL OFFICER	6	0	47,575	14,463		V	1.00	CONTINUING	N
FLO	0100	3605	INSTITUTIONAL SECURITY AND CONTROL	00096909		CORRECTIONAL OFFICER	6	0	47,575	14,463		V	1.00	CONTINUING	N
FLO	0100	3605	INSTITUTIONAL SECURITY AND CONTROL	00096910		CORRECTIONAL OFFICER	6	0	47,575	14,463		V	1.00	CONTINUING	N
FLO	0100	3605	INSTITUTIONAL SECURITY AND CONTROL	00096912		CORRECTIONAL OFFICER	6	0	47,575	14,463		V	1.00	CONTINUING	N
FLO	0100	3615	SECURITY ENHANCEMENT	00071345	Braxton,Sophia	Monitoring Specialist	9	8	60,665	18,442	4/26/2010	F	1.00	CONTINUING	N
FLO	0100	3615	SECURITY ENHANCEMENT	00071346	Borns,Tracey Lorraine	Monitoring Specialist	9	8	60,665	18,442	4/26/2010	F	1.00	CONTINUING	N
FLO	0100	3615	SECURITY ENHANCEMENT	00071347	McClarry,Romeo	Monitoring Specialist	9	10	63,835	19,406	2/22/2016	F	1.00	CONTINUING	N
FLO	0100	3615	SECURITY ENHANCEMENT	00071348	Bruce,Charlie	Monitoring Specialist	9	3	52,740	16,033	2/1/2017	F	1.00	CONTINUING	N
FLO	0100	3615	SECURITY ENHANCEMENT	00071349	Thompson,Keith A	Monitoring Specialist	9	6	57,495	17,478	6/3/2013	F	1.00	CONTINUING	N
FLO	0100	3615	SECURITY ENHANCEMENT	00071350	Williams,Kevin O	Monitoring Specialist	9	8	60,665	18,442	4/26/2010	F	1.00	CONTINUING	N
FLO	0100	3630	COMMUNITY CORRECTIONS	00000505	Young,Davon	CORRECTIONAL OFFICER	8	5	62,214	18,913	3/25/2013	F	1.00	CONTINUING	N
FLO	0100	3630	COMMUNITY CORRECTIONS	00006259	Battle,Julian D	CORRECTIONAL OFFICER - LEAD	9	10	77,231	23,478	4/5/2010	F	0.20	CONTINUING	N
FLO	0100	3630	COMMUNITY CORRECTIONS	00010696	Pearson,Unique Grace	CORRECTIONAL OFFICER	8	2	57,468	17,470	5/31/2016	F	1.00	CONTINUING	N
FLO	0100	3630	COMMUNITY CORRECTIONS	00017346	Morgan,Renee J	COMPUTER OPERATOR	6	10	59,122	17,973	2/15/1982	F	1.00	CONTINUING	N
FLO	0100	3630	COMMUNITY CORRECTIONS	00018334	Walker,Sharon R	CORRECTIONAL OFFICER	8	10	70,124	21,318	2/21/1996	F	1.00	CONTINUING	N
FLO	0100	3630	COMMUNITY CORRECTIONS	00022723	Jones,Chastity A	CORRECTIONAL OFFICER - LEAD	9	5	68,501	20,824	11/14/2007	F	1.00	CONTINUING	N
FLO	0100	3630	COMMUNITY CORRECTIONS	00023224	Stokes,Susan M	CORRECTIONAL OFFICER	8	10	70,124	21,318	5/24/1989	F	1.00	CONTINUING	N
FLO	0100	3630	COMMUNITY CORRECTIONS	00029072		CORRECTIONAL PGM OFFICER	12	1	95,003	28,881		V	1.00	CONTINUING	N
FLO	0600	3605	INSTITUTIONAL SECURITY AND CONTROL	00005546	Henderson Jr.,Lloyd	CORRECTIONAL OFFICER	8	6	63,796	19,394	4/28/2008	F	1.00	CONTINUING	N
FLO	0600	3605	INSTITUTIONAL SECURITY AND CONTROL	00010005	Hunter,Dora D	CORRECTIONAL OFFICER	8	7	65,378	19,875	10/14/2008	F	1.00	CONTINUING	N
FLO	0600	3605	INSTITUTIONAL SECURITY AND CONTROL	00010142	Thomas,Briana C.	CORRECTIONAL OFFICER	8	5	62,214	18,913	8/15/2011	F	1.00	CONTINUING	N
FLO	0600	3605	INSTITUTIONAL SECURITY AND CONTROL	00012374	Sutton,Tony	CORRECTIONAL OFFICER	8	10	70,124	21,318	11/6/1991	F	1.00	CONTINUING	N
FLO	0600	3605	INSTITUTIONAL SECURITY AND CONTROL	00012786	Harper,Otavius S	CORRECTIONAL OFFICER	8	8	66,960	20,356	11/13/2006	F	1.00	CONTINUING	N
FLO	0600	3605	INSTITUTIONAL SECURITY AND CONTROL	00015232	Essiam,Peter K	CORRECTIONAL OFFICER	8	10	70,124	21,318	11/14/1996	F	1.00	CONTINUING	N
FLO	0600	3605	INSTITUTIONAL SECURITY AND CONTROL	00017056	Oloko,Olayiwola O.	CORRECTIONAL OFFICER	6	2	48,837	14,846	10/2/2017	F	1.00	CONTINUING	N
FLO	0600	3605	INSTITUTIONAL SECURITY AND CONTROL	00017142	Spain,Germaine	CORRECTIONAL OFFICER - LEAD	9	5	68,501	20,824	12/21/2009	F	1.00	CONTINUING	N
FLO	0600	3605	INSTITUTIONAL SECURITY AND CONTROL	00018244	Coleman,Anguneta	CORRECTIONAL OFFICER	8	6	63,796	19,394	1/5/2009	F	1.00	CONTINUING	N
FLO	0600	3605	INSTITUTIONAL SECURITY AND CONTROL	00020009	Sistrunk,Chad F	CORRECTIONAL OFFICER	7	2	52,118	15,844	8/22/2016	F	1.00	CONTINUING	N
FLO	0600	3605	INSTITUTIONAL SECURITY AND CONTROL	00025144	Spence,Carl D	CORRECTIONAL OFFICER	8	10	70,124	21,318	7/18/2010	F	1.00	CONTINUING	N
FLO	0600	3605	INSTITUTIONAL SECURITY AND CONTROL	00025681	Williams,Freddie L	CORRECTIONAL OFFICER	8	10	70,124	21,318	8/6/1996	F	1.00	CONTINUING	N
FLO	0600	3605	INSTITUTIONAL SECURITY AND CONTROL	00029025	Cole,Andre' W.	CORRECTIONAL OFFICER - LEAD	9	9	74,006	22,498	6/13/2005	F	1.00	CONTINUING	N
FLO	0600	3605	INSTITUTIONAL SECURITY AND CONTROL	00029035	Williams,Marquis T	CORRECTIONAL OFFICER	8	7	65,378	19,875	8/18/2008	F	1.00	CONTINUING	N
FLO	0600	3605	INSTITUTIONAL SECURITY AND CONTROL	00029036	Loften,Mark A	CORRECTIONAL OFFICER	8	10	70,124	21,318	6/27/2005	F	1.00	CONTINUING	N
FLO	0600	3605	INSTITUTIONAL SECURITY AND CONTROL	00029038	Frost,Ada R	CORRECTIONAL OFFICER	8	5	62,214	18,913	5/10/2010	F	1.00	CONTINUING	N
FLO	0600	3605	INSTITUTIONAL SECURITY AND CONTROL	00032398	King,Donald C	CORRECTIONAL OFFICER	8	10	70,124	21,318	3/23/1992	F	1.00	CONTINUING	N
FLO	0600	3605	INSTITUTIONAL SECURITY AND CONTROL	00032657	Riley,Thomas A	CORRECTIONAL OFFICER	8	10	70,124	21,318	5/13/1995	F	1.00	CONTINUING	N
FLO	0600	3605	INSTITUTIONAL SECURITY AND CONTROL	00032901	Adrien,Patrick	CORRECTIONAL OFFICER	8	5	62,214	18,913	8/16/2010	F	1.00	CONTINUING	N
FLO	0600	3605	INSTITUTIONAL SECURITY AND CONTROL	00033585	Morgan,Theresa F	CORRECTIONAL OFFICER	8	10	70,124	21,318	4/8/1993	F	1.00	CONTINUING	N
FLO	0600	3605	INSTITUTIONAL SECURITY AND CONTROL	00033621	Robinson,Kevin	CORRECTIONAL OFFICER	8	10	70,124	21,318	1/19/1999	F	1.00	CONTINUING	N
FLO	0600	3605	INSTITUTIONAL SECURITY AND CONTROL	00033854	Walker,Robert	CORRECTIONAL OFFICER	8	10	70,124	21,318	2/26/1990	F	1.00	CONTINUING	N
FLO	0600	3605	INSTITUTIONAL SECURITY AND CONTROL	00045457	Talley,Brenda J.	CORRECTIONAL OFFICER	8	10	70,124	21,318	5/27/2008	F	1.00	CONTINUING	N
FLO	0600	3605	INSTITUTIONAL SECURITY AND CONTROL	00082271	Gibbon,Antonette C	CORRECTIONAL OFFICER - LEAD	9	6	70,247	21,355	12/11/2006	F	1.00	CONTINUING	N
FLO	0600	3605	INSTITUTIONAL SECURITY AND CONTROL	00090909	Rhem,Elaine	Special Assistant	12	2	76,199	23,164	5/26/2009	F	1.00	CONTINUING	N
FLO	0600	3605	INSTITUTIONAL SECURITY AND CONTROL	00090910	Hampton,Hjordes N	Monitoring Specialist	9	2	51,155	15,551	2/1/2017	F	1.00	CONTINUING	N
FLO	0600	3605	INSTITUTIONAL SECURITY AND CONTROL	00090911	Scott,Roman	Monitoring Specialist		0	63,835	19,406	10/24/1988	F	1.00	CONTINUING	N
FLO	0600	3605	INSTITUTIONAL SECURITY AND CONTROL	00090911	Lewis,Kimberlee R.	Monitoring Specialist	9	2	51,155	15,551	5/30/2017	F	1.00	CONTINUING	N
FLO	0600	3605	INSTITUTIONAL SECURITY AND CONTROL	00090912	Walker,Antoinette	Monitoring Specialist	9	2	51,155	15,551	6/12/2017	F	1.00	CONTINUING	N
FLO	0600	3605	INSTITUTIONAL SECURITY AND CONTROL	00090913	Barrett Jr.,Donald L.	Locksmith	9	5	60,029	18,249	6/26/2017	F	1.00	CONTINUING	N
FLO	0600	3605	INSTITUTIONAL SECURITY AND CONTROL	00090914	Peng,Shu	IT Specialist (Data Management	13	3	97,999	29,792	1/22/2018	F	1.00	CONTINUING	N
FLO	0600	3605	INSTITUTIONAL SECURITY AND CONTROL	00090915	Andrews,Ponti Saint	IT Spec (Application Software)	13	5	103,905	31,587	6/7/2010	F	1.00	CONTINUING	N

Agency	Fund Code	Activity	Activity Title	Posn Nbr	Name	Title	Grade	Step	Salary	Fringe	Hire Date	Vac Stat	FTE x Dist %	Reg/Temp/Term	Filled by Law Y/N
FLO	0600	3605	INSTITUTIONAL SECURITY AND CONTROL	00090916	Thomas,Bliss	Staff Assistant	9	1	49,570	15,069	4/3/2017	F	1.00	CONTINUING	N
FLO	0600	3605	INSTITUTIONAL SECURITY AND CONTROL	00090919	Allen,Lapreia T	CORRECTIONAL OFFICER	7	2	52,118	15,844	2/1/2017	F	1.00	CONTINUING	N
FLO	0600	3605	INSTITUTIONAL SECURITY AND CONTROL	00090920	Biggs,Stacy-Ann	CORRECTIONAL OFFICER	6	1	47,575	14,463	3/19/2018	F	1.00	CONTINUING	N
FLO	0600	3605	INSTITUTIONAL SECURITY AND CONTROL	00090921	Mooring,Alexander	CORRECTIONAL OFFICER	6	2	48,837	14,846	2/1/2017	F	1.00	CONTINUING	N
FLO	0600	3605	INSTITUTIONAL SECURITY AND CONTROL	00090922	Winston,Alexander	CORRECTIONAL OFFICER	7	5	56,405	17,147	2/1/2017	F	1.00	CONTINUING	N
FLO	0600	3605	INSTITUTIONAL SECURITY AND CONTROL	00090923	Terry,Angela	CORRECTIONAL OFFICER	7	2	52,118	15,844	2/1/2017	F	1.00	CONTINUING	N
FLO	0600	3605	INSTITUTIONAL SECURITY AND CONTROL	00090924	Glover,Antonia T	CORRECTIONAL OFFICER	7	2	52,118	15,844	2/1/2017	F	1.00	CONTINUING	N
FLO	0600	3605	INSTITUTIONAL SECURITY AND CONTROL	00090925	Tucker,Antonio J.	CORRECTIONAL OFFICER	6	2	48,837	14,846	10/16/2017	F	1.00	CONTINUING	N
FLO	0600	3605	INSTITUTIONAL SECURITY AND CONTROL	00090926	Reid,Charlene	Case Manager	9	2	58,437	17,765	2/1/2017	F	1.00	CONTINUING	N
FLO	0600	3605	INSTITUTIONAL SECURITY AND CONTROL	00090927	Ugwu,Bernard N	CORRECTIONAL OFFICER	7	2	52,118	15,844	2/1/2017	F	1.00	CONTINUING	N
FLO	0600	3605	INSTITUTIONAL SECURITY AND CONTROL	00090928	Kornegay,Kendra W	Case Manager	9	2	58,437	17,765	2/1/2017	F	1.00	CONTINUING	N
FLO	0600	3605	INSTITUTIONAL SECURITY AND CONTROL	00090929	Garrett,Wanda K	Case Manager	11	8	81,740	24,849	2/1/2017	F	1.00	CONTINUING	N
FLO	0600	3605	INSTITUTIONAL SECURITY AND CONTROL	00090930	Davis-Mayweather,Sybil E.	Case Manager	9	6	65,749	19,988	2/1/2017	F	1.00	CONTINUING	N
FLO	0600	3605	INSTITUTIONAL SECURITY AND CONTROL	00090931	Kenner,Gabrielle M.	Case Manager	9	2	58,437	17,765	2/1/2017	F	1.00	CONTINUING	N
FLO	0600	3605	INSTITUTIONAL SECURITY AND CONTROL	00090932	Samuels,Angela D	Policy Analyst	12	2	76,199	23,164	12/21/1998	F	1.00	CONTINUING	N
FLO	0600	3605	INSTITUTIONAL SECURITY AND CONTROL	00090933	Wallace,Nicole A	TRAINING SPECIALIST	12	2	76,199	23,164	2/1/2017	F	1.00	CONTINUING	N
FLO	0600	3605	INSTITUTIONAL SECURITY AND CONTROL	00090934	Mante Pearson,Dede A.	Paralegal Specialist	12	2	82,412	25,053	10/9/2012	F	1.00	CONTINUING	N
FLO	0600	3605	INSTITUTIONAL SECURITY AND CONTROL	00090935	Streeter,Brenda D	CORRECTIONAL OFFICER	7	2	52,118	15,844	2/1/2017	F	1.00	CONTINUING	N
FLO	0600	3605	INSTITUTIONAL SECURITY AND CONTROL	00090936	Kromah,Cephas D	CORRECTIONAL OFFICER	7	2	52,118	15,844	5/1/2017	F	1.00	CONTINUING	N
FLO	0600	3605	INSTITUTIONAL SECURITY AND CONTROL	00090937	Williams,Caroline G	CORRECTIONAL OFFICER	7	2	52,118	15,844	2/21/2017	F	1.00	CONTINUING	N
FLO	0600	3605	INSTITUTIONAL SECURITY AND CONTROL	00090938	Yekeh,Henrietta Jarpu	CORRECTIONAL OFFICER	6	1	47,575	14,463	11/26/2018	F	1.00	CONTINUING	N
FLO	0600	3605	INSTITUTIONAL SECURITY AND CONTROL	00090939	Williams,Carlei F.	CORRECTIONAL OFFICER	7	2	52,118	15,844	2/1/2017	F	1.00	CONTINUING	N
FLO	0600	3605	INSTITUTIONAL SECURITY AND CONTROL	00090940	Chism,Carleithia T	CORRECTIONAL OFFICER	7	2	52,118	15,844	2/1/2017	F	1.00	CONTINUING	N
FLO	0600	3605	INSTITUTIONAL SECURITY AND CONTROL	00090941	Tompkins,Briyana M	Clerical Assistant	6	4	44,246	13,451	1/8/2018	F	1.00	CONTINUING	N
FLO	0600	3605	INSTITUTIONAL SECURITY AND CONTROL	00090942	Alexander,Cassandra	CORRECTIONAL OFFICER	7	2	52,118	15,844	2/1/2017	F	1.00	CONTINUING	N
FLO	0600	3605	INSTITUTIONAL SECURITY AND CONTROL	00090943	Jones,Katrina J	CORRECTIONAL OFFICER	7	2	52,118	15,844	2/1/2017	F	1.00	CONTINUING	N
FLO	0600	3605	INSTITUTIONAL SECURITY AND CONTROL	00090944	Smith,Moses A	CORRECTIONAL OFFICER	6	2	48,837	14,846	7/10/2017	F	1.00	CONTINUING	N
FLO	0600	3605	INSTITUTIONAL SECURITY AND CONTROL	00090945	Cole,Shanisha E.	CORRECTIONAL OFFICER	6	2	48,837	14,846	10/30/2017	F	1.00	CONTINUING	N
FLO	0600	3605	INSTITUTIONAL SECURITY AND CONTROL	00090946	Adegbule,Michael O.	CORRECTIONAL OFFICER	6	1	47,575	14,463	2/20/2018	F	1.00	CONTINUING	N
FLO	0600	3605	INSTITUTIONAL SECURITY AND CONTROL	00090947	Carson,Cherena L	CORRECTIONAL OFFICER	7	2	52,118	15,844	2/1/2017	F	1.00	CONTINUING	N
FLO	0600	3605	INSTITUTIONAL SECURITY AND CONTROL	00090948	McKelvin,Christine	CORRECTIONAL OFFICER	6	2	48,837	14,846	2/1/2017	F	1.00	CONTINUING	N
FLO	0600	3605	INSTITUTIONAL SECURITY AND CONTROL	00090949	Madika,Christopher O	CORRECTIONAL OFFICER	7	2	52,118	15,844	2/1/2017	F	1.00	CONTINUING	N
FLO	0600	3605	INSTITUTIONAL SECURITY AND CONTROL	00090950	Dike,Cletus O.	CORRECTIONAL OFFICER	7	2	52,118	15,844	2/1/2017	F	1.00	CONTINUING	N
FLO	0600	3605	INSTITUTIONAL SECURITY AND CONTROL	00090951	Sackar,Connie F	CORRECTIONAL OFFICER	7	2	52,118	15,844	2/1/2017	F	1.00	CONTINUING	N
FLO	0600	3605	INSTITUTIONAL SECURITY AND CONTROL	00090952	Seegers,Crystal S	CORRECTIONAL OFFICER	7	2	52,118	15,844	2/1/2017	F	1.00	CONTINUING	N
FLO	0600	3605	INSTITUTIONAL SECURITY AND CONTROL	00090953	Lee,Curtis A	CORRECTIONAL OFFICER	7	2	52,118	15,844	2/1/2017	F	1.00	CONTINUING	N
FLO	0600	3605	INSTITUTIONAL SECURITY AND CONTROL	00090954	Murray Marrow,Cynthia	CORRECTIONAL OFFICER	6	2	48,837	14,846	2/1/2017	F	1.00	CONTINUING	N
FLO	0600	3605	INSTITUTIONAL SECURITY AND CONTROL	00090955	Smith,Cynthia	CORRECTIONAL OFFICER	6	2	48,837	14,846	2/1/2017	F	1.00	CONTINUING	N
FLO	0600	3605	INSTITUTIONAL SECURITY AND CONTROL	00090956	Robinson,Dalontae	CORRECTIONAL OFFICER	7	2	52,118	15,844	2/1/2017	F	1.00	CONTINUING	N
FLO	0600	3605	INSTITUTIONAL SECURITY AND CONTROL	00090957	King,Davin S.	CORRECTIONAL OFFICER	7	2	52,118	15,844	2/1/2017	F	1.00	CONTINUING	N
FLO	0600	3605	INSTITUTIONAL SECURITY AND CONTROL	00090958	Gainey,Deanna M	CORRECTIONAL OFFICER	6	2	48,837	14,846	2/1/2017	F	1.00	CONTINUING	N
FLO	0600	3605	INSTITUTIONAL SECURITY AND CONTROL	00090959	Kenny,Edith	CORRECTIONAL OFFICER	7	2	52,118	15,844	2/1/2017	F	1.00	CONTINUING	N
FLO	0600	3605	INSTITUTIONAL SECURITY AND CONTROL	00090961	Anyanwu,Emilia C	CORRECTIONAL OFFICER	7	2	52,118	15,844	2/1/2017	F	1.00	CONTINUING	N
FLO	0600	3605	INSTITUTIONAL SECURITY AND CONTROL	00090962	Ejiofor,Emmanuel C	CORRECTIONAL OFFICER	7	2	52,118	15,844	2/1/2017	F	1.00	CONTINUING	N
FLO	0600	3605	INSTITUTIONAL SECURITY AND CONTROL	00090963	Gainey-Prorise,Erica D	CORRECTIONAL OFFICER	7	2	52,118	15,844	2/1/2017	F	1.00	CONTINUING	N
FLO	0600	3605	INSTITUTIONAL SECURITY AND CONTROL	00090964	Perry,Ethelene	CORRECTIONAL OFFICER	7	2	52,118	15,844	2/1/2017	F	1.00	CONTINUING	N
FLO	0600	3605	INSTITUTIONAL SECURITY AND CONTROL	00090965	Etoundi,Etienne	CORRECTIONAL OFFICER	7	2	52,118	15,844	2/1/2017	F	1.00	CONTINUING	N
FLO	0600	3605	INSTITUTIONAL SECURITY AND CONTROL	00090966	Eaglin,Florida A	CORRECTIONAL OFFICER	7	2	52,118	15,844	2/1/2017	F	1.00	CONTINUING	N
FLO	0600	3605	INSTITUTIONAL SECURITY AND CONTROL	00090967	Randolph,Kenya Z	CORRECTIONAL OFFICER	7	2	52,118	15,844	2/1/2017	F	1.00	CONTINUING	N
FLO	0600	3605	INSTITUTIONAL SECURITY AND CONTROL	00090968	Brown Jr.,Frank Henry	CORRECTIONAL OFFICER	7	2	52,118	15,844	2/1/2017	F	1.00	CONTINUING	N

Agency	Fund Code	Activity	Activity Title	Posn Nbr	Name	Title	Grade	Step	Salary	Fringe	Hire Date	Vac Stat	FTE x Dist %	Reg/Temp/Term	Filled by Law Y/N
FLO	0600	3605	INSTITUTIONAL SECURITY AND CONTROL	00090970	Neither,Gloria Ann	CORRECTIONAL OFFICER	7	2	52,118	15,844	2/1/2017	F	1.00	CONTINUING	N
FLO	0600	3605	INSTITUTIONAL SECURITY AND CONTROL	00090971	Nwiakoro,Gogo F	CORRECTIONAL OFFICER	7	2	52,118	15,844	2/1/2017	F	1.00	CONTINUING	N
FLO	0600	3605	INSTITUTIONAL SECURITY AND CONTROL	00090972	Bello,Hafez A	CORRECTIONAL OFFICER	7	2	52,118	15,844	2/1/2017	F	1.00	CONTINUING	N
FLO	0600	3605	INSTITUTIONAL SECURITY AND CONTROL	00090973	Okoye,Helen	CORRECTIONAL OFFICER	7	2	52,118	15,844	2/1/2017	F	1.00	CONTINUING	N
FLO	0600	3605	INSTITUTIONAL SECURITY AND CONTROL	00090974	Hayes,Joyce C	CORRECTIONAL OFFICER	7	2	52,118	15,844	2/1/2017	F	1.00	CONTINUING	N
FLO	0600	3605	INSTITUTIONAL SECURITY AND CONTROL	00090975	Lawrence-Winkfield,Hughracia	CORRECTIONAL OFFICER	7	2	52,118	15,844	2/1/2017	F	1.00	CONTINUING	N
FLO	0600	3605	INSTITUTIONAL SECURITY AND CONTROL	00090977	Inyang,Ibanga T	CORRECTIONAL OFFICER	7	2	52,118	15,844	2/1/2017	F	1.00	CONTINUING	N
FLO	0600	3605	INSTITUTIONAL SECURITY AND CONTROL	00090978	Speight,Coretta N	CORRECTIONAL OFFICER	7	7	59,263	18,016	2/1/2017	F	1.00	CONTINUING	N
FLO	0600	3605	INSTITUTIONAL SECURITY AND CONTROL	00090979	Brooks,Dyana	CORRECTIONAL OFFICER	7	2	52,118	15,844	2/1/2017	F	1.00	CONTINUING	N
FLO	0600	3605	INSTITUTIONAL SECURITY AND CONTROL	00090984	Kennedy,Tyrone C.	CORRECTIONAL OFFICER	7	7	59,263	18,016	2/1/2017	F	1.00	CONTINUING	N
FLO	0600	3605	INSTITUTIONAL SECURITY AND CONTROL	00090987	Brown,Christa R	CORRECTIONAL OFFICER	7	5	56,405	17,147	2/1/2017	F	1.00	CONTINUING	N
FLO	0600	3605	INSTITUTIONAL SECURITY AND CONTROL	00090988	Kouyate,Jssa	CORRECTIONAL OFFICER	7	2	52,118	15,844	2/1/2017	F	1.00	CONTINUING	N
FLO	0600	3605	INSTITUTIONAL SECURITY AND CONTROL	00090991	Lancaster,Chantelle	CORRECTIONAL OFFICER	7	2	52,118	15,844	2/1/2017	F	1.00	CONTINUING	N
FLO	0600	3605	INSTITUTIONAL SECURITY AND CONTROL	00090994	Nnawuba,Kenneth	CORRECTIONAL OFFICER	7	2	52,118	15,844	2/1/2017	F	1.00	CONTINUING	N
FLO	0600	3605	INSTITUTIONAL SECURITY AND CONTROL	00090996	Tyler,Gail	CORRECTIONAL OFFICER	7	2	52,118	15,844	2/1/2017	F	1.00	CONTINUING	N
FLO	0600	3605	INSTITUTIONAL SECURITY AND CONTROL	00090997	Harrell,Stephanie	CORRECTIONAL OFFICER	7	2	52,118	15,844	2/1/2017	F	1.00	CONTINUING	N
FLO	0600	3605	INSTITUTIONAL SECURITY AND CONTROL	00090999	O'Larry,Jennifer	CORRECTIONAL OFFICER	7	2	52,118	15,844	2/1/2017	F	1.00	CONTINUING	N
FLO	0600	3605	INSTITUTIONAL SECURITY AND CONTROL	00091041	Hewitt,Jacqueline J.	CORRECTIONAL OFFICER	7	2	52,118	15,844	2/1/2017	F	1.00	CONTINUING	N
FLO	0600	3605	INSTITUTIONAL SECURITY AND CONTROL	00091043	Singleton,Jaekia	CORRECTIONAL OFFICER	7	2	52,118	15,844	2/1/2017	F	1.00	CONTINUING	N
FLO	0600	3605	INSTITUTIONAL SECURITY AND CONTROL	00091044	Brookins,Jarryd	CORRECTIONAL OFFICER	7	2	52,118	15,844	2/1/2017	F	1.00	CONTINUING	N
FLO	0600	3605	INSTITUTIONAL SECURITY AND CONTROL	00091045	Decuir,Jeaninne C.	CORRECTIONAL OFFICER	7	2	52,118	15,844	2/1/2017	F	1.00	CONTINUING	N
FLO	0600	3605	INSTITUTIONAL SECURITY AND CONTROL	00091046	Drummond,Terry M	CORRECTIONAL OFFICER	7	8	60,692	18,450	2/1/2017	F	1.00	CONTINUING	N
FLO	0600	3605	INSTITUTIONAL SECURITY AND CONTROL	00091047	Campbell,Jeremy C.	CORRECTIONAL OFFICER	7	2	52,118	15,844	2/1/2017	F	1.00	CONTINUING	N
FLO	0600	3605	INSTITUTIONAL SECURITY AND CONTROL	00091048	McKelton,Jermaine A.	CORRECTIONAL OFFICER	7	2	52,118	15,844	2/1/2017	F	1.00	CONTINUING	N
FLO	0600	3605	INSTITUTIONAL SECURITY AND CONTROL	00091049	Woodson,Jerry	CORRECTIONAL OFFICER	7	2	52,118	15,844	2/1/2017	F	1.00	CONTINUING	N
FLO	0600	3605	INSTITUTIONAL SECURITY AND CONTROL	00091050	Harris,Josef	CORRECTIONAL OFFICER	7	2	52,118	15,844	2/1/2017	F	1.00	CONTINUING	N
FLO	0600	3605	INSTITUTIONAL SECURITY AND CONTROL	00091054	McDade,Honre D	CORRECTIONAL OFFICER	6	2	48,837	14,846	2/21/2017	F	1.00	CONTINUING	N
FLO	0600	3605	INSTITUTIONAL SECURITY AND CONTROL	00091073	Bushrod,Dana S.	CORRECTIONAL OFFICER	8	7	65,378	19,875	2/1/2017	F	1.00	CONTINUING	N
FLO	0600	3605	INSTITUTIONAL SECURITY AND CONTROL	00091074	Palmer,Sheila	CORRECTIONAL OFFICER	8	6	63,796	19,394	2/1/2017	F	1.00	CONTINUING	N
FLO	0600	3605	INSTITUTIONAL SECURITY AND CONTROL	00091075	Abdullah,Mahmoud	CORRECTIONAL OFFICER	8	7	65,378	19,875	2/1/2017	F	1.00	CONTINUING	N
FLO	0600	3605	INSTITUTIONAL SECURITY AND CONTROL	00091076	Johnson,Acra	Clerical Assistant	7	6	52,099	15,838	2/1/2017	F	1.00	CONTINUING	N
FLO	0600	3605	INSTITUTIONAL SECURITY AND CONTROL	00091077	Vaughan,Rochelle	CORRECTIONAL OFFICER	8	8	66,960	20,356	2/1/2017	F	1.00	CONTINUING	N
FLO	0600	3605	INSTITUTIONAL SECURITY AND CONTROL	00091078	Barnes,Sherrie C	CORRECTIONAL OFFICER	6	2	48,837	14,846	2/21/2017	F	1.00	CONTINUING	N
FLO	0600	3605	INSTITUTIONAL SECURITY AND CONTROL	00091079	Allen,Jimmie	Chaplain	11	2	61,647	18,741	2/1/2017	F	1.00	CONTINUING	N
FLO	0600	3605	INSTITUTIONAL SECURITY AND CONTROL	00091080	Deterville,Doreen H	Teacher	11	2	61,647	18,741	2/1/2017	F	1.00	CONTINUING	N
FLO	0600	3605	INSTITUTIONAL SECURITY AND CONTROL	00091088	Campbell,Artonga Denise	CORRECTIONAL OFFICER	7	5	56,405	17,147	2/1/2017	F	1.00	CONTINUING	N
FLO	0600	3605	INSTITUTIONAL SECURITY AND CONTROL	00091089	Richardson,Karen	CORRECTIONAL OFFICER	7	2	52,118	15,844	2/6/2017	F	1.00	CONTINUING	N
FLO	0600	3605	INSTITUTIONAL SECURITY AND CONTROL	00091090	Cabbagestalk,Ebony Y	CORRECTIONAL OFFICER	7	5	56,405	17,147	2/1/2017	F	1.00	CONTINUING	N
FLO	0600	3605	INSTITUTIONAL SECURITY AND CONTROL	00091091	Allen,Julius D	CORRECTIONAL OFFICER	7	3	53,547	16,278	2/1/2017	F	1.00	CONTINUING	N
FLO	0600	3605	INSTITUTIONAL SECURITY AND CONTROL	00091092	Batts,Doreen C	CORRECTIONAL OFFICER	7	4	54,976	16,713	2/1/2017	F	1.00	CONTINUING	N
FLO	0600	3605	INSTITUTIONAL SECURITY AND CONTROL	00091093	Minor,Troy	CORRECTIONAL OFFICER	7	5	56,405	17,147	2/1/2017	F	1.00	CONTINUING	N
FLO	0600	3605	INSTITUTIONAL SECURITY AND CONTROL	00091094	Vega,Isabel M.	CORRECTIONAL OFFICER	7	6	57,834	17,582	2/1/2017	F	1.00	CONTINUING	N
FLO	0600	3605	INSTITUTIONAL SECURITY AND CONTROL	00091095	Williams,Rhonda	CORRECTIONAL OFFICER	8	10	70,124	21,318	2/1/2017	F	1.00	CONTINUING	N
FLO	0600	3605	INSTITUTIONAL SECURITY AND CONTROL	00091096	Parker,Sharon	CORRECTIONAL OFFICER	7	5	56,405	17,147	2/1/2017	F	1.00	CONTINUING	N
FLO	0600	3605	INSTITUTIONAL SECURITY AND CONTROL	00091097	Lindsay,Tarone L.	CORRECTIONAL OFFICER	6	5	52,623	15,997	2/1/2017	F	1.00	CONTINUING	N
FLO	0600	3605	INSTITUTIONAL SECURITY AND CONTROL	00091098	Jones,Kevonna	CORRECTIONAL OFFICER	6	1	47,575	14,463	11/26/2018	F	1.00	CONTINUING	N
FLO	0600	3605	INSTITUTIONAL SECURITY AND CONTROL	00091099	Colombo,David P	CORRECTIONAL OFFICER	7	2	52,118	15,844	2/1/2017	F	1.00	CONTINUING	N
FLO	0600	3605	INSTITUTIONAL SECURITY AND CONTROL	00091100	WARDRICK,CRYSTAL P	CORRECTIONAL OFFICER	7	6	57,834	17,582	2/1/2017	F	1.00	CONTINUING	N
FLO	0600	3605	INSTITUTIONAL SECURITY AND CONTROL	00091101	Sackey,John	CORRECTIONAL OFFICER	7	2	52,118	15,844	6/12/2017	F	1.00	CONTINUING	N
FLO	0600	3605	INSTITUTIONAL SECURITY AND CONTROL	00091102	Summers,Gina L	CORRECTIONAL OFFICER	7	6	57,834	17,582	2/1/2017	F	1.00	CONTINUING	N

Agency	Fund Code	Activity	Activity Title	Posn Nbr	Name	Title	Grade	Step	Salary	Fringe	Hire Date	Vac Stat	FTE x Dist %	Reg/Temp/Term	Filled by Law Y/N
FLO	0600	3605	INSTITUTIONAL SECURITY AND CONTROL	00091103	Lee,Jewell M.	CORRECTIONAL OFFICER	7	6	57,834	17,582	2/1/2017	F	1.00	CONTINUING	N
FLO	0600	3605	INSTITUTIONAL SECURITY AND CONTROL	00091104	Brown,Kimberly D	CORRECTIONAL OFFICER	7	6	57,834	17,582	2/1/2017	F	1.00	CONTINUING	N
FLO	0600	3605	INSTITUTIONAL SECURITY AND CONTROL	00091105	Saunders,Lamar J.	CORRECTIONAL OFFICER	7	6	57,834	17,582	2/1/2017	F	1.00	CONTINUING	N
FLO	0600	3605	INSTITUTIONAL SECURITY AND CONTROL	00091106	Ferrell,Earl J	CORRECTIONAL OFFICER	7	7	59,263	18,016	2/1/2017	F	1.00	CONTINUING	N
FLO	0600	3605	INSTITUTIONAL SECURITY AND CONTROL	00091107	Musgrove,Tracy	CORRECTIONAL OFFICER	8	6	63,796	19,394	2/1/2017	F	1.00	CONTINUING	N
FLO	0600	3605	INSTITUTIONAL SECURITY AND CONTROL	00091108	Murray,Brandi N	CORRECTIONAL OFFICER	7	8	60,692	18,450	2/1/2017	F	1.00	CONTINUING	N
FLO	0600	3605	INSTITUTIONAL SECURITY AND CONTROL	00091109	LaNear,Brenda G.	CORRECTIONAL OFFICER	7	8	60,692	18,450	2/1/2017	F	1.00	CONTINUING	N
FLO	0600	3605	INSTITUTIONAL SECURITY AND CONTROL	00091110	Aquaowo,Okon S	CORRECTIONAL OFFICER	7	9	62,121	18,885	2/1/2017	F	1.00	CONTINUING	N
FLO	0600	3605	INSTITUTIONAL SECURITY AND CONTROL	00091111	Mayes,Ruby	CORRECTIONAL OFFICER	7	9	62,121	18,885	2/1/2017	F	1.00	CONTINUING	N
FLO	0600	3605	INSTITUTIONAL SECURITY AND CONTROL	00091112	Pittman,LaPorchia	CORRECTIONAL OFFICER	6	2	48,837	14,846	2/1/2017	F	1.00	CONTINUING	N
FLO	0600	3605	INSTITUTIONAL SECURITY AND CONTROL	00091113	Bess,Lavern	CORRECTIONAL OFFICER	7	2	52,118	15,844	2/1/2017	F	1.00	CONTINUING	N
FLO	0600	3605	INSTITUTIONAL SECURITY AND CONTROL	00091115	NGABE,ELVIS	CORRECTIONAL OFFICER	6	1	47,575	14,463	10/15/2018	F	1.00	CONTINUING	N
FLO	0600	3605	INSTITUTIONAL SECURITY AND CONTROL	00091116	Lopes,Novella	Program Analyst	12	5	83,078	25,256	4/4/2016	F	1.00	CONTINUING	N
FLO	0600	3605	INSTITUTIONAL SECURITY AND CONTROL	00091117	Pryor,Madeleine	CORRECTIONAL OFFICER	7	2	52,118	15,844	2/1/2017	F	1.00	CONTINUING	N
FLO	0600	3605	INSTITUTIONAL SECURITY AND CONTROL	00091118	Ford,Marcus T.	CORRECTIONAL OFFICER	7	2	52,118	15,844	2/1/2017	F	1.00	CONTINUING	N
FLO	0600	3605	INSTITUTIONAL SECURITY AND CONTROL	00091119	Duval,JMargaret T	CORRECTIONAL OFFICER	7	2	52,118	15,844	2/1/2017	F	1.00	CONTINUING	N
FLO	0600	3605	INSTITUTIONAL SECURITY AND CONTROL	00091120	Williams,Marquetta D	CORRECTIONAL OFFICER	7	2	52,118	15,844	2/1/2017	F	1.00	CONTINUING	N
FLO	0600	3605	INSTITUTIONAL SECURITY AND CONTROL	00091121	Phillips,Mercedys L	CORRECTIONAL OFFICER	7	2	52,118	15,844	2/1/2017	F	1.00	CONTINUING	N
FLO	0600	3605	INSTITUTIONAL SECURITY AND CONTROL	00091123	Workman,Nicole S	CORRECTIONAL OFFICER	7	2	52,118	15,844	2/1/2017	F	1.00	CONTINUING	N
FLO	0600	3605	INSTITUTIONAL SECURITY AND CONTROL	00091124	Fisher,Nicole Y	CORRECTIONAL OFFICER	7	2	52,118	15,844	2/1/2017	F	1.00	CONTINUING	N
FLO	0600	3605	INSTITUTIONAL SECURITY AND CONTROL	00091125	Hubbard,Nikita M	CORRECTIONAL OFFICER	7	2	52,118	15,844	2/1/2017	F	1.00	CONTINUING	N
FLO	0600	3605	INSTITUTIONAL SECURITY AND CONTROL	00091126	Oluwatuyi,Olabode	CORRECTIONAL OFFICER	7	2	52,118	15,844	2/1/2017	F	1.00	CONTINUING	N
FLO	0600	3605	INSTITUTIONAL SECURITY AND CONTROL	00091127	Claiborne,Patrice	CORRECTIONAL OFFICER	7	2	52,118	15,844	2/1/2017	F	1.00	CONTINUING	N
FLO	0600	3605	INSTITUTIONAL SECURITY AND CONTROL	00091128	Taylor,Paula M	CORRECTIONAL OFFICER	7	2	52,118	15,844	2/1/2017	F	1.00	CONTINUING	N
FLO	0600	3605	INSTITUTIONAL SECURITY AND CONTROL	00091129	Greene,Petra L	CORRECTIONAL OFFICER	7	2	52,118	15,844	2/1/2017	F	1.00	CONTINUING	N
FLO	0600	3605	INSTITUTIONAL SECURITY AND CONTROL	00091130	Lyons,Priscilla	CORRECTIONAL OFFICER	7	2	52,118	15,844	2/1/2017	F	1.00	CONTINUING	N
FLO	0600	3605	INSTITUTIONAL SECURITY AND CONTROL	00091131	Williams,Qiana	CORRECTIONAL OFFICER	7	2	52,118	15,844	2/1/2017	F	1.00	CONTINUING	N
FLO	0600	3605	INSTITUTIONAL SECURITY AND CONTROL	00091132	Adeyinka,Abiodun H	CORRECTIONAL OFFICER	7	2	52,118	15,844	2/21/2017	F	1.00	CONTINUING	N
FLO	0600	3605	INSTITUTIONAL SECURITY AND CONTROL	00091133	Kirby,Rochelle D.	CORRECTIONAL OFFICER	7	2	52,118	15,844	2/1/2017	F	1.00	CONTINUING	N
FLO	0600	3605	INSTITUTIONAL SECURITY AND CONTROL	00091134	Gorham,Ronald	CORRECTIONAL OFFICER	7	2	52,118	15,844	2/1/2017	F	1.00	CONTINUING	N
FLO	0600	3605	INSTITUTIONAL SECURITY AND CONTROL	00091135	Odo,Ruben	CORRECTIONAL OFFICER	7	2	52,118	15,844	2/1/2017	F	1.00	CONTINUING	N
FLO	0600	3605	INSTITUTIONAL SECURITY AND CONTROL	00091136	Wells, Samuel J.	CORRECTIONAL OFFICER	7	2	52,118	15,844	2/1/2017	F	1.00	CONTINUING	N
FLO	0600	3605	INSTITUTIONAL SECURITY AND CONTROL	00091137	Bangura,Santos	CORRECTIONAL OFFICER	6	2	48,837	14,846	2/1/2017	F	1.00	CONTINUING	N
FLO	0600	3605	INSTITUTIONAL SECURITY AND CONTROL	00091138	Cabbagestalk,Tyrone	Maintenance Mechanic	9	5	60,029	18,249	2/1/2017	F	1.00	CONTINUING	N
FLO	0600	3605	INSTITUTIONAL SECURITY AND CONTROL	00091139	Sitou,Sefiratou A	CORRECTIONAL OFFICER	7	2	52,118	15,844	2/1/2017	F	1.00	CONTINUING	N
FLO	0600	3605	INSTITUTIONAL SECURITY AND CONTROL	00091140	Jones,Shakerra	CORRECTIONAL OFFICER	7	2	52,118	15,844	2/1/2017	F	1.00	CONTINUING	N
FLO	0600	3605	INSTITUTIONAL SECURITY AND CONTROL	00091141	Hill,Shamika	CORRECTIONAL OFFICER	7	2	52,118	15,844	2/1/2017	F	1.00	CONTINUING	N
FLO	0600	3605	INSTITUTIONAL SECURITY AND CONTROL	00091142	Holmes,Jay D.	Electrician Foreman	10	10	76,544	23,269	2/1/2017	F	1.00	CONTINUING	N
FLO	0600	3605	INSTITUTIONAL SECURITY AND CONTROL	00091143	Beverly,Albert L.	Electrician Foreman	10	10	76,544	23,269	2/1/2017	F	1.00	CONTINUING	N
FLO	0600	3605	INSTITUTIONAL SECURITY AND CONTROL	00091144	Swinson,Shannon A.	CORRECTIONAL OFFICER	7	2	52,118	15,844	2/1/2017	F	1.00	CONTINUING	N
FLO	0600	3605	INSTITUTIONAL SECURITY AND CONTROL	00091145	Patterson,Sharmaine P	CORRECTIONAL OFFICER	7	2	52,118	15,844	2/1/2017	F	1.00	CONTINUING	N
FLO	0600	3605	INSTITUTIONAL SECURITY AND CONTROL	00091146	Keys,Ivy C	CORRECTIONAL OFFICER	6	2	48,837	14,846	2/21/2017	F	1.00	CONTINUING	N
FLO	0600	3605	INSTITUTIONAL SECURITY AND CONTROL	00091147	Roberts,Stacey	CORRECTIONAL OFFICER	7	2	52,118	15,844	2/1/2017	F	1.00	CONTINUING	N
FLO	0600	3605	INSTITUTIONAL SECURITY AND CONTROL	00091148	Gladman,Darrin	Plumber/Pipefitter Foreman	10	7	70,554	21,448	2/1/2017	F	1.00	CONTINUING	N
FLO	0600	3605	INSTITUTIONAL SECURITY AND CONTROL	00091149	Phelps,Stacey Ann	CORRECTIONAL OFFICER	7	2	52,118	15,844	2/1/2017	F	1.00	CONTINUING	N
FLO	0600	3605	INSTITUTIONAL SECURITY AND CONTROL	00091150	Davis,Myles	Clerical Assistant	7	2	45,931	13,963	6/26/2017	F	1.00	Term	N
FLO	0600	3605	INSTITUTIONAL SECURITY AND CONTROL	00091151	Staley,Tammy	CORRECTIONAL OFFICER	7	2	52,118	15,844	2/1/2017	F	1.00	CONTINUING	N
FLO	0600	3605	INSTITUTIONAL SECURITY AND CONTROL	00091152	Serry,Alfred B	CORRECTIONAL OFFICER	7	2	52,118	15,844	5/1/2017	F	1.00	CONTINUING	N
FLO	0600	3605	INSTITUTIONAL SECURITY AND CONTROL	00091153	Shah,Famedia	Contract Administrator	12	5	83,078	25,256	4/3/2017	F	1.00	CONTINUING	N
FLO	0600	3605	INSTITUTIONAL SECURITY AND CONTROL	00091154	Coleman,Tenika L	CORRECTIONAL OFFICER	7	2	52,118	15,844	2/1/2017	F	1.00	CONTINUING	N

Agency	Fund Code	Activity	Activity Title	Posn Nbr	Name	Title	Grade	Step	Salary	Fringe	Hire Date	Vac Stat	FTE x Dist %	Reg/Temp/Term	Filled by Law Y/N
FLO	0600	3605	INSTITUTIONAL SECURITY AND CONTROL	00091155	Brown,Theresa	CORRECTIONAL OFFICER	7	2	52,118	15,844	2/1/2017	F	1.00	CONTINUING	N
FLO	0600	3605	INSTITUTIONAL SECURITY AND CONTROL	00091156	Etape,Plus Sakang	CORRECTIONAL OFFICER	6	1	47,575	14,463	3/19/2018	F	1.00	CONTINUING	N
FLO	0600	3605	INSTITUTIONAL SECURITY AND CONTROL	00091157	Gibson,Tina T.	CORRECTIONAL OFFICER	6	2	47,880	14,556	2/1/2017	F	1.00	CONTINUING	N
FLO	0600	3605	INSTITUTIONAL SECURITY AND CONTROL	00091158	Roberts,Vernon E	CORRECTIONAL OFFICER	7	2	52,118	15,844	2/1/2017	F	1.00	CONTINUING	N
FLO	0600	3605	INSTITUTIONAL SECURITY AND CONTROL	00091159	Love,Verro	CORRECTIONAL OFFICER	7	2	52,118	15,844	2/1/2017	F	1.00	CONTINUING	N
FLO	0600	3605	INSTITUTIONAL SECURITY AND CONTROL	00091160	Amaeufu,Victor U	CORRECTIONAL OFFICER	7	2	52,118	15,844	2/1/2017	F	1.00	CONTINUING	N
FLO	0600	3605	INSTITUTIONAL SECURITY AND CONTROL	00091161	Anane,William	CORRECTIONAL OFFICER	7	2	52,118	15,844	2/1/2017	F	1.00	CONTINUING	N
FLO	0600	3605	INSTITUTIONAL SECURITY AND CONTROL	00091163	Cain-Smith,Sharon	SUPVY CORRECTIONAL OFFICER	13	0	99,807	30,341	6/13/2005	F	1.00	CONTINUING	N
FLO	0600	3605	INSTITUTIONAL SECURITY AND CONTROL	00091164	Potter,William J	CORRECTIONAL OFFICER	7	2	52,118	15,844	2/1/2017	F	1.00	CONTINUING	N
FLO	0600	3605	INSTITUTIONAL SECURITY AND CONTROL	00091165	Miller,Deborah A	Correctional Institution Admin	13	0	101,476	30,849	6/20/2011	F	1.00	CONTINUING	N
FLO	0600	3605	INSTITUTIONAL SECURITY AND CONTROL	00091166	Chioma,Innocent	CORRECTIONAL OFFICER	7	6	57,834	17,582	2/1/2017	F	1.00	CONTINUING	N
FLO	0600	3605	INSTITUTIONAL SECURITY AND CONTROL	00091167	Kitt,Carl L	CORRECTIONAL OFFICER	7	7	59,263	18,016	2/1/2017	F	1.00	CONTINUING	N
FLO	0600	3605	INSTITUTIONAL SECURITY AND CONTROL	00091168	Williams,Jacqueline E	Correctional Institution Admin	13	0	98,178	29,846	11/22/2010	F	1.00	CONTINUING	N
FLO	0600	3605	INSTITUTIONAL SECURITY AND CONTROL	00091169	Reid III,Namon	SUPVY CORRECTIONAL OFFICER	13	0	99,807	30,341	2/6/2017	F	1.00	CONTINUING	N
FLO	0600	3605	INSTITUTIONAL SECURITY AND CONTROL	00091170	FORD,LEWIS A	SUPVY CORRECTIONAL OFFICER	12	0	88,561	26,923	11/14/2005	F	1.00	CONTINUING	N
FLO	0600	3605	INSTITUTIONAL SECURITY AND CONTROL	00091171	Bruce,Kevin	SUPV CORRECTIONAL OFFICER	12	0	82,088	24,955	5/16/2016	F	1.00	CONTINUING	N
FLO	0600	3605	INSTITUTIONAL SECURITY AND CONTROL	00091172	Cobb,Antoine C	SUPV CORRECTIONAL OFFICER	12	0	85,982	26,139	11/3/2014	F	1.00	CONTINUING	N
FLO	0600	3605	INSTITUTIONAL SECURITY AND CONTROL	00091173	Armstrong Jr.,John M	SUPV CORRECTIONAL OFFICER	12	0	92,988	28,268	11/9/2012	F	1.00	CONTINUING	N
FLO	0600	3605	INSTITUTIONAL SECURITY AND CONTROL	00091174	Dorsey,Rhonda	SUPV CORRECTIONAL OFFICER	12	0	87,246	26,523	7/9/2018	F	1.00	CONTINUING	N
FLO	0600	3605	INSTITUTIONAL SECURITY AND CONTROL	00091175	Williams,Cornethia A	SUPV CORRECTIONAL OFFICER	12	0	88,562	26,923	1/10/2005	F	1.00	CONTINUING	N
FLO	0600	3605	INSTITUTIONAL SECURITY AND CONTROL	00091176	Vick,Kelly	SUPV CORRECTIONAL OFFICER	11	0	71,441	21,718	6/11/2018	F	1.00	CONTINUING	N
FLO	0600	3605	INSTITUTIONAL SECURITY AND CONTROL	00091178	Prosis,Isaac L.	SUPV CORRECTIONAL OFFICER	11	0	71,441	21,718	2/1/2017	F	1.00	CONTINUING	N
FLO	0600	3605	INSTITUTIONAL SECURITY AND CONTROL	00091179	Faison,Delron	SUPV CORRECTIONAL OFFICER	11	0	71,441	21,718	6/25/2018	F	1.00	CONTINUING	N
FLO	0600	3605	INSTITUTIONAL SECURITY AND CONTROL	00091180	Edwards,Markieta	SUPV CORRECTIONAL OFFICER	11	0	71,441	21,718	2/1/2017	F	1.00	CONTINUING	N
FLO	0600	3605	INSTITUTIONAL SECURITY AND CONTROL	00091181	McCain-Hines,Nicole	SUPV CORRECTIONAL OFFICER	11	0	71,441	21,718	2/1/2017	F	1.00	CONTINUING	N
FLO	0600	3605	INSTITUTIONAL SECURITY AND CONTROL	00091182	Bruce,Tocarra T	SUPVY CORRECTIONAL OFFICER	11	0	71,441	21,718	2/1/2017	F	1.00	CONTINUING	N
FLO	0600	3605	INSTITUTIONAL SECURITY AND CONTROL	00091183	Allen,Telly S	SUPV CORRECTIONAL OFFICER	11	0	93,930	28,555	5/23/2011	F	1.00	CONTINUING	N
FLO	0600	3605	INSTITUTIONAL SECURITY AND CONTROL	00091184	Williams,Albert J	Correct. Fac. Oper. Spec.	12	1	73,906	22,467	6/4/2012	F	1.00	CONTINUING	N
FLO	0600	3605	INSTITUTIONAL SECURITY AND CONTROL	00091185	Mosley,Stephanie R	Teacher	11	4	65,487	19,908	2/1/2017	F	1.00	CONTINUING	N
FLO	0600	3605	INSTITUTIONAL SECURITY AND CONTROL	00091186	McKinnon,Stephanie R	SUPV CORRECTIONAL OFFICER	11	0	77,272	23,491	10/31/2005	F	1.00	CONTINUING	N
FLO	0600	3605	INSTITUTIONAL SECURITY AND CONTROL	00091187	Hagood,Daria L	SUPV CORRECTIONAL OFFICER	11	0	78,752	23,941	2/1/2017	F	1.00	CONTINUING	N
FLO	0600	3605	INSTITUTIONAL SECURITY AND CONTROL	00091188	Wiley,Marcia D	SUPV CORRECTIONAL OFFICER	11	0	73,431	22,323	1/31/2011	F	1.00	CONTINUING	N
FLO	0600	3605	INSTITUTIONAL SECURITY AND CONTROL	00091189	Dowery,Darrell L	SUPV CORRECTIONAL OFFICER	11	0	84,956	25,827	7/27/1992	F	1.00	CONTINUING	N
FLO	0600	3605	INSTITUTIONAL SECURITY AND CONTROL	00091190	Pryor,Gloria	CORRECTIONAL OFFICER	7	7	59,263	18,016	2/1/2017	F	1.00	CONTINUING	N
FLO	0600	3605	INSTITUTIONAL SECURITY AND CONTROL	00091191	DeYoung,Amy	Mental Health Specialist	12	3	84,747	25,763	7/24/2017	F	1.00	CONTINUING	N
FLO	0600	3605	INSTITUTIONAL SECURITY AND CONTROL	00091193	Diggs,Paul B.	Teacher	11	4	65,487	19,908	2/20/2018	F	1.00	CONTINUING	N
FLO	0600	3605	INSTITUTIONAL SECURITY AND CONTROL	00091195	Taylor,Paul E	Program Analyst	11	4	65,487	19,908	1/17/2012	F	1.00	CONTINUING	N
FLO	0600	3605	INSTITUTIONAL SECURITY AND CONTROL	00091196	Best,Judy S.	CORRECTIONAL OFFICER	7	2	52,118	15,844	2/1/2017	F	1.00	CONTINUING	N
FLO	0600	3605	INSTITUTIONAL SECURITY AND CONTROL	00091197	Wilder,Beverly R	Teacher	11	3	63,567	19,324	2/1/2017	F	1.00	CONTINUING	N
FLO	0600	3605	INSTITUTIONAL SECURITY AND CONTROL	00091198	Hauser,Paul	CORRECTIONAL OFFICER	7	2	52,118	15,844	2/1/2017	F	1.00	CONTINUING	N
FLO	0600	3605	INSTITUTIONAL SECURITY AND CONTROL	00091199	Goins,Joseph	CORRECTIONAL OFFICER	7	7	59,263	18,016	2/1/2017	F	1.00	CONTINUING	N
FLO	0600	3605	INSTITUTIONAL SECURITY AND CONTROL	00091200	Marcus-EI,Marie	CORRECTIONAL OFFICER	7	7	59,263	18,016	2/1/2017	F	1.00	CONTINUING	N
FLO	0600	3605	INSTITUTIONAL SECURITY AND CONTROL	00091201	Jeffries,Karen N	CORRECTIONAL OFFICER	7	2	52,118	15,844	2/1/2017	F	1.00	CONTINUING	N
FLO	0600	3605	INSTITUTIONAL SECURITY AND CONTROL	00091202	Jones,Marcus J	CORRECTIONAL OFFICER	7	2	52,118	15,844	2/1/2017	F	1.00	CONTINUING	N
FLO	0600	3605	INSTITUTIONAL SECURITY AND CONTROL	00091203	Sitou,Kabirou	CORRECTIONAL OFFICER	7	2	52,118	15,844	2/1/2017	F	1.00	CONTINUING	N
FLO	0600	3605	INSTITUTIONAL SECURITY AND CONTROL	00091204	Nebo,Nyanti	CORRECTIONAL OFFICER	7	2	52,118	15,844	2/1/2017	F	1.00	CONTINUING	N
FLO	0600	3605	INSTITUTIONAL SECURITY AND CONTROL	00091205	Tchoffo,Martin	CORRECTIONAL OFFICER	6	1	47,575	14,463	11/26/2018	F	1.00	CONTINUING	N
FLO	0600	3605	INSTITUTIONAL SECURITY AND CONTROL	00091206	Bivens,Carlos	SUPVY CORRECTIONAL OFFICER	13	0	96,900	29,458	5/29/2018	F	1.00	CONTINUING	N
FLO	0600	3605	INSTITUTIONAL SECURITY AND CONTROL	00091207	Rice,Alex	CORRECTIONAL OFFICER	7	2	52,118	15,844	2/1/2017	F	1.00	CONTINUING	N
FLO	0600	3605	INSTITUTIONAL SECURITY AND CONTROL	00091208	Smith,Shaneka A	CORRECTIONAL OFFICER	7	2	52,118	15,844	2/1/2017	F	1.00	CONTINUING	N
FLO	0600	3605	INSTITUTIONAL SECURITY AND CONTROL	00091209	Walker,Thomasina A	CORRECTIONAL OFFICER	7	2	52,118	15,844	2/21/2017	F	1.00	CONTINUING	N

Agency	Fund Code	Activity	Activity Title	Posn Nbr	Name	Title	Grade	Step	Salary	Fringe	Hire Date	Vac Stat	FTE x Dist %	Reg/Temp/Term	Filled by Law Y/N
FLO	0600	3605	INSTITUTIONAL SECURITY AND CONTROL	00091211	Brown, Renee B.	CORRECTIONAL OFFICER	7	2	52,118	15,844	2/1/2017	F	1.00	CONTINUING	N
FLO	0600	3605	INSTITUTIONAL SECURITY AND CONTROL	00094029	UDOH,INI	CORRECTIONAL OFFICER	6	1	47,575	14,463	5/16/2018	F	1.00	CONTINUING	N
FLO	0600	3605	INSTITUTIONAL SECURITY AND CONTROL	00090969		CORRECTIONAL OFFICER	6	0	47,575	14,463		V	1.00	CONTINUING	N
FLO	0600	3605	INSTITUTIONAL SECURITY AND CONTROL	00091051		FIRE PROTECTION SPEC	10	0	62,340	18,951		V	1.00	CONTINUING	N
FLO	0600	3605	INSTITUTIONAL SECURITY AND CONTROL	00091122		CORRECTIONAL OFFICER	7	0	50,689	15,409		V	1.00	CONTINUING	N
FLO	0600	3605	INSTITUTIONAL SECURITY AND CONTROL	00091177		SUPV CORRECTIONAL OFFICER	11	0	80,512	24,476		V	1.00	CONTINUING	N
FLO	0600	3605	INSTITUTIONAL SECURITY AND CONTROL	00091192		Teacher	11	0	59,727	18,157		V	1.00	CONTINUING	N
FLO	0600	3605	INSTITUTIONAL SECURITY AND CONTROL	00097124		Training Specialist	11	0	59,727	18,157		V	1.00	CONTINUING	N
FLO	0700	2520	INMATE ADJUSTMENT/DEVELOPMENTAL SUPPORT	00085681	Smith, Monica Y	Peer Program Assistant	5	4	39,930	12,139	5/1/2017	F	0.60	Temp	N
FLO	0700	2520	INMATE ADJUSTMENT/DEVELOPMENTAL SUPPORT	00085680		Peer Program Assistant	5	0	36,153	10,991		V	0.40	Temp	N
FLO	0700	3630	COMMUNITY CORRECTIONS	00006259	Battle, Julian D	CORRECTIONAL OFFICER - LEAD	9	10	77,231	23,478	4/5/2010	F	0.80	CONTINUING	N
TOTAL									85,675,326	26,045,299		-	1,309.0		

3. Please list all employees detailed to or from your agency. For each employee identified, please provide the name of the agency the employee is detailed to or from, the reason for the detail, the date of the detail, and the employee's projected date of return.

In the chart below is a list of DOC employees detailed to/from the agency:

Employee	Detail From	Detail To	Reason	Detail Start Date	RTW date
Daley, Davondalyn	DOC	OSSE	Duty Reassignment	8/27/18	Ret. 10/1/18
Dyson, Gerri	DOC	DBH	Duty Reassignment	1/14/19	4/12/19
Gainey, Deanna	DOC	DBH	Duty Reassignment	12/17/18	3/15/19
Jones, Deon	DOC	DHS DBH	Duty Reassignment	1/22/19	3/8/19
Person, Kenneth	DOC	DYRS	Duty Reassignment	10/1/2018	Ret. 1/28/19
Taylor, Paula	DOC	DOH DOH	Duty Reassignment	1/7/19	4/5/19
Smith, Lynnell	DOC	DOH	Duty Reassignment	4/5/18	Ret. 7/6/18
Edwards, Markieta	DOC	OAG DOH DBH	Duty Reassignment	10/3/18	4/5/19

4. Please provide the Committee with:

- a. A list of all vehicles owned, leased, or otherwise used by the agency and to who the vehicle is assigned, as well as a description of all vehicle collisions involving the agency's vehicles in FY18 and FY19, to date;

The chart below is a record of vehicles used by DOC and the vehicle's assignment:

VEHICLE	TYPE	TAG	MAKE	YEAR	VIN #	ASSIGNED	INDIVIDUAL
1	Sedan	G11 1653P	Ford	2015	1FAHP2D80FG112877	Reeves	Director
2	Sedan	G10 2120P	Chevy	2014	1G11A5SL8EF289812	Reeves	Dep. Director
3	Sedan	G10 2119P	Chevy	2014	1G11A5SL1EF294432	Reeves	Dep. Director
4	Wheel Chair Van	DC 10567	Ford	2013	NM0KS9CN1DT174286	Motor Pool	Loaner
5	Sedan	G10 5944M	Dodge	2013	1C3CDZAG3DN664596	CDF	Property
6	Secured Sedan	G112905L	Chevy	2013	2G1WD5E36D1248268	MHU	MHU
7	Sedan	G112906L	Chevy	2013	2G1WD5E33D1248650	CDF	Perimeter
8	Sedan	G10 5651M	Dodge	2012	1C3CDZAG9DN512225	300 Ind Ave	W. Patton
9	S.U.V. 4X4	G62 5108P	Ford	2015	1FM5K8B89FGC28625	300 Ind Ave	W. Patton
10	Cargo Van	DC 1464	Ford	1995	1FBJS31H3SHA93223	Motor Pool	Loaner
11	Sedan	G11 5134L	Chevy	2014	2G1WD5E35E1172155	CDF	Warden
12	Van 8 Pass	G42 2240N	Chevy	2014	1GNSGBF43E1191917	Motor Pool	Loaner
13	Sedan	G10 4653P	Hyundai	2015	KMHEC4A42F138904	Motor Pool	Loaner
14	Sedan	G10 4225P	Hyundai	2015	KMHEC4A45F138900	CCB	CCB
15	Pick Up	G61 1753H	Dodge	2009	1D3HW38P795818886	Landscape	Taylor
16	Van 15 Pass.	G43 3174K	Chevy	2010	1GA2GZDGXA1166661	MHU	MHU
17	S.U.V. 4X4	G62 1992M	Ford	2013	1FMJU1G58DEF41673	K-9	Austin
18	Wrecker	DC 7470	Ford	2002	1FDAF57F22EB80285	Motor Pool	Loaner
19	Secured Van	G43 2100S	Chevy	2016	1GCWGAFGXG1252505	Motor Pool	Loaner
20	Sedan	G10 4131P	Hyundai	2015	KMHEC4A44F133087	Mail Vehicle	Allen
21	Secured Van	G43 0243N	Ford	2013	1FTNE1EW9DDA75157	MHU	MHU
22	Van 15 Pass.	G43 0246N	Chevy	2013	1GAZG1FA3D1163288	Motor Pool	Loaner
23	Pick Up	G63 2493R	Ford	2015	1FTBF2B65GEA67338	Motor Pool	Snow Plow
24	Van 7 Pass	G62 3889H	Chevy	2009	1GNFH154691160791	MHU	MHU
25	Van 15 Pass.	G43 2935S	Chevy	2016	1GAZGPF1G1295629	Work Squad	Battle
26	Van 15 Pass.	G43 0250N	Chevy	2013	1GAZG1FA0D1166231	Motor Pool	Loaner
27	Secured Van	G43 0831P	Chevy	2014	1GCWGFFG3E1183036	MHU	MHU
28	Secured Van	G43 1637P	Chevy	2014	1GCWGFFG4E1182557	MHU	MHU
29	Secured Van	G43 2461N	Ford	2014	1FTNE1EW4EDA67789	MHU	MHU
30	Secured Van	G43 3534L	Chevy	2012	1GCZGUCA2C1178666	Transport	Transport
31	Secured Van	G43 2464N	Ford	2014	1FTSS3EL5EDA67801	Transport	Transport
32	Van 15 Pass.	G43 2568G	Chevy	2008	1GAHG39K281216211	Motor Pool	Loaner
33	Sedan	G11 0513R	Dodge	2016	2C3CDXAG6GH257633	Reeves	Comm. Corr.
34	S.U.V. 4X4	G62 0086S	Ford	2015	1FMJU1GT8GEF43894	Work Squad	Battle
35	Cargo van (small)	G41 0743N	Dodge	2013	2C4JRGAG4DR725871	CDF	Property
36	Secured Sedan	G11 0618R	Dodge	2016	2C3CDXAG8GH257634	Motor Pool	Loaner
37	S.U.V. 4X4	G62 3104K	Ford	2010	1FMEU7DE7AUA67970	Motor Pool	Loaner
38	Secured Van	G43 0535N	Ford	2013	1FTSS3EL0DDA81409	MHU	MHU
40	Secured SUV	G62 3684R	Ford	2016	1FM5K8AR4GGA20633	MHU	MHU
41	SUV 4X4	G62 5109P	Ford	2015	1FM5K8B80FGC28626	Motor Pool	Loaner
42	Secured SUV	G62 4330P	Ford	2015	1FM5K8AR1FGC29892	MHU	MHU
43	S.U.V. K-9	G62 1317R	Ford	2016	1FMJU1GT7FEF45537	K-9	Shumake
45	S.U.V. K-9	G62 3829N	Ford	2014	1FMJU1G52EEF52704	K-9	Day
46	Pick Up 4x4	G63 0050M	Ford	2012	1FT7W2B69CEC26832	Work Squad	Battle
47	Box truck	DC 11036	Intl.	2016	1HTMMMMM3GH148782	Work Squad	Battle
48	Secured SUV	G62 2624S	Ford	2016	1FM5K8ARXHGA04700	Transport	Transport
49	Secured SUV	G62 3662S	Ford	2016	1FM5K8AR1HGA04701	Transport	Transport
50	Secured Van	G43 3541S	Ford	2016	1FTYR1ZM4GKB41947	CCB	CCB
51	Secured Van	G43 3542S	Ford	2016	1FTYR1ZM0GKB41945	CCB	CCB
52	Secured Van	G43 3549S	Ford	2016	1FTYR1ZM6GKB41948	Transport	Transport
53	Secured Van	G43 3550S	Ford	2016	1FTYR1ZM2GKB41946	Transport	Transport
54	Secured Van	G43 2924S	Ford	2016	1FTYR1ZM8GKB41949	Transport	Transport
55	Secured Wheel Chair Van	G31 0083H	Ford	2016	1FBZX2XM6GKB29208	Motor Pool	Loaner
56	Secured Wheel Chair Van	G31 0084H	Ford	2016	1FBZX2XM8GKB29209	Motor Pool	Loaner
A	Sedan	BJ8986	Chevy	2010	1G1ZD5E72AF170656	IA	W. Patten
C	Pick Up	BJ0565	Chevy	2009	3GCEC13C99G247549	IA	Dupar
	Lawn Equipment						

b. A list of travel expenses, arranged by employee for FY18 and FY19 to date, including justification for travel.

**Travel Expense Report
Department of Corrections
For Travel between 10/1/2017 – 9/30/2018**

No.	FY	Employee Name	Title	Travel Description and Destination	Travel Period	Expense Items	Amount	Fund
1	2018	Quincy Booth	Director	American Correctional Association 2018 Winter Conference – Orlando, FS	1/4/2018-1/9/2018	Travel Reimbursement Adjustments Total Other Related Exp by Trip Total Expense by Trip	\$561.60 \$0.00 \$989.13 \$1,550.73	0100
2	2018	Quincy Booth	Director	Middle Atlantic States Correctional Association Roundtable Discussion- Groton, CT	5/20/2018-5/23/2018	Travel Reimbursement Adjustments Total Other Related Exp by Trip Total Expenses by Trip	\$265.97 \$0.00 \$724.00 \$989.97	0100
3	2018	Quincy Booth	Director	ASCA Summer Conference- Minneapolis, MN	8/2/2018-8/5/2018	Travel Reimbursement Adjustments Total Other Related Exp by Trip Total Expenses by Trip	\$307.16 \$0.00 \$1,523.55 \$1,830.71	0100
4	2018	Nelson Broderick	Correctional Officer	Canine Narcotic Detection Course- Hagerstown, MD	11/13/2017 – 1/26/2018	Travel Reimbursement Adjustments Total Other Related Exp by Trip Total Expenses by Trip	\$2,371.50 \$0.00 \$0.00 \$2,371.50	0100
5	2018	Stephanie Culver-Mosely	Teacher-DC DOC College & Career Readiness	Ctech – Industry Certification-bearing Vocational Training – Sparta, NJ	8/12/2018-8/24/2018	Travel Reimbursement Travel Advance Adjustments Total Other Related Exp by Trip Total Expenses by Trip	\$107.10 \$530.40 \$0.00 \$1,636.80 \$2,274.30	0100 0100

5. For FY18 and FY19, to date, please list all intra-District transfers to or from the agency and the purpose for each transfer.

DEPARTMENT OF CORRECTIONS (FL0)
FISCAL YEAR 2018 INTRA-DISTRICT TRANSFERS
AS OF 09/30/2018

FY 2018 Intra-District Summary - BUYER			
DEPARTMENT OF CORRECTIONS (FL0)			
SELLING AGENCY	DESCRIPTION OF SERVICES PROVIDED	FUNDING SENT	FUNDING DUE
Metropolitan Police Department (FA0)	Firearms Qualification Training/Blue Plains	35,000.00	0.00
Office of the State Superintendent of Education (GD0)	GED Testing	18,000.00	0.00
Office of United Communications (UC0)	Radio Maintenance	135,550.88	0.00
Mayor's Office of Lesbian, Gay, Bisexual, Transgender, and Questioning Affairs (AA0)	Employee training on LGBTQ community concern	25,000.00	0.00
Fire and Emergency Medical Services (FB0)	PSJC Shared Services	25,000.00	0.00
Office of the Chief Technology Officer (TO0)	OCTO - Microsoft 365	107,008.00	0.00
Department of Employment Services (CF0)	Job Readiness Program	80,077.71	0.00
Office of Finance and Treasury (AT0)	Armored Car Services	1,700.00	0.00
Office of United Communications (UC0)	City Wide Radio System	40,982.54	0.00
Office of the Secretary	Records Retention	48,618.60	0.00
Office of Chief Technology	In - Time Maintenance	60,000.00	0.00
D.C. Department of Human Resources	Provide Executive-level learning and development	37,500.00	0.00
TOTAL		\$ 614,437.73	\$ -

FY 2018 Intra-District Summary - SELLER			
DEPARTMENT OF CORRECTIONS (FL0)			
BUYING AGENCY	DESCRIPTION OF SERVICES PROVIDED	FUNDING RECEIVED	FUNDING DUE
Department of General Services (AM0)	DGS Inmate Work Squad	200,000.00	-
District Department of Transportation (KA0)	Emergency Snow Removal and Ice Control Services with Inmate Work Squads and Correctional Officer Supervision	22,431.25	-
Office of Justice Grants Administration (FO0)	Prison Rape Elimination Act	60,867.00	-
Office of the State Superintendent of Education (GD0)	Continue Career Education	75,000.00	-
Office of Justice Grants Administration (FO0)	Residential substance Abuse Treatment Program	69,747.99	-
Office of Justice Grants Administration (FO0)	Prison Rape Elimination Act	57,875.85	-
TOTAL		\$ 485,922.09	\$ -

FY 2019 Intra-District Summary - BUYER

DEPARTMENT OF CORRECTIONS (FL0)

SELLING AGENCY	DESCRIPTION OF SERVICES PROVIDED	FUNDING SENT	FUNDING DUE
Office of the State Superintendent of Education (GD0)	Administer the General Education Development (GED) exam	24,000.00	0.00
Mayor's Office of Lesbian, Gay, Bisexual, Transgender, and Questioning Affairs (AA0)	Employee training on LGBTQ community concerns and the utilization of government resources.	25,000.00	0.00
Office of the State Superintendent of Education (GD0)	GED Testing	24,000.00	0.00
Fire and Emergency Medical Services (FB0)	PSJC Shared Services	25,000.00	0.00
Department of Employment Services (CF0)	Job Readiness Program	78,817.00	0.00
Metropolitan Police Department (FA0)	Firearms Qualification Training/Blue Plains	35,000.00	0.00
Office of United Communications (UC0)	Radio Maintenance/Custom Support Svc	135,550.88	0.00
TOTAL		\$ 347,368	\$ -

FY 2019 Intra-District Summary - SELLER

DEPARTMENT OF CORRECTIONS (FL0)

BUYING AGENCY	DESCRIPTION OF SERVICES PROVIDED	FUNDING RECEIVED	FUNDING DUE
Department of General Services (AM0)	DGS Inmate Work Squad	0.00	200,000.00
Office of the State Superintendent of Education (GD0)	Continue Career Education	80,000.00	80,000.00
Office of Justice Grants Administration (FO0)	To Support the Trauma focused Crime Victims Program	0.00	328,640.00
TOTAL		\$ 80,000	\$ 608,640

6. For FY18 and FY19, to date, please identify any special purpose revenue funds maintained by, used by, or available for use by the agency. For each fund identified, provide:
- The revenue source name and code;
 - The source of funding;
 - A description of the program that generates the funds;
 - The amount of funds generated by each source or program;
 - Expenditures of funds, including the purpose of each expenditure; and the current fund balance

DEPARTMENT OF CORRECTIONS (FLO)
SPECIAL PURPOSE REVENUE - USE OF FUND AND BALANCE

CORRECTIONS TRUSTEE REIMBURSEMENT - 0600		
DESCRIPTION OF FUNDS: Non-lapsing fund that receives reimbursements from the Bureau of prison for inmates housed at the D.C. Jail.		
PROGRAM DESCRIPTION: This is a non-lapsing fund that reimburses the Department of Corrections (DOC) for the costs it incurs to house, care for, and transport inmates at the D.C. Jail who are the responsibility of the U.S. Bureau of Prisons.		
SOURCE OF FUNDING: Federal Government; U.S. Bureau of Prisons.		
CURRENT FUND BALANCE:		
	FY 2018	FY 2019 as of 12/31/2018
Beginning Fund Balance:	1,734,222	1,536,813
Revenue Collections	22,068,255	4,514
Less Expenditures (3500,3501):	22,265,663	5,051,078
Ending Fund Balance:	\$1,536,813	-\$3,509,750
EXPLANATION OF EXPENDITURES:		
CSG 0011 - Regular Pay (Continuing Full-time).	5,666,661	3,196,581
CSG 0012 Regular Pay (Other).	6,843,691	78,753
CSG 0013 - Additional Gross Pay (Sunday Pay, Shift Differential Pay, Terminal Leave Pay, Holiday Pay)	1,033,836	290,747
CSG 0014 - Fringe Benefits (Payroll taxes, Healthcare Costs, etc.).	3,833,620	859,102
CSG 0015 - Overtime Pay (Overtime costs for personnel).	2,551,112	625,895
CSG 0020 - Supplies and Materials (Toiletries, Bedding, Inmate Clothing, and Medical and Surgical supplies for inmates).	2,255,788	0
CSG 0040 - Professional Services and Fees (Barbering)	80,955	0
CSG 0041 - Contractual Services - Other (Housing costs for CTF inmates).	0	0
TOTAL EXPENDITURES	\$22,265,663	\$5,051,078

CONCESSION INCOME - 0601		
DESCRIPTION OF FUNDS: Non-lapsing, revolving fund that is used by inmates to purchase items for sale at the commissary.		
PROGRAM DESCRIPTION: This is a non-lapsing, revolving fund that is used to purchase items for sale at the commissary at the D.C. Jail. The Department of Corrections allows inmates to order items from the commissary on a weekly basis. Inmates purchase th		
SOURCES OF FUNDS: Inmates that purchase goods and the Fund may receive funds from appropriations, fees, gifts, donations, grants, and investments.		
CURRENT FUND BALANCE:		
	FY 2018	FY 2019 as of 12/31/2018
Beginning Fund Balance:	0	0
Revenue Collections	2,001,113	341,261
Less Expenditures (3500,3501):	2,015,924	313,445
Ending Fund Balance:	\$0	\$27,816
EXPLANATION OF EXPENDITURES:		
CSG 0020 - Supplies and Materials (Cost of goods that are purchased annually for inmate use and consumption)	2,015,924	313,445
TOTAL EXPENDITURES	\$2,015,924	\$313,445

WELFARE ACCOUNT - 0602		
DESCRIPTION OF FUNDS: Non-lapsing fund to provide goods and services that benefit inmates based on priorities set by a five-member Inmate Welfare Fund Committee comprised of Department of Corrections (DOC) officials.		
PROGRAM DESCRIPTION: This is a non-lapsing fund that was created to serve three purposes: (1) to stock the commissary of the D.C. Jail, (2) to repay an initial appropriation used to finance the Fund, and (3) to provide goods and services that benefit inmates.		
SOURCES OF FUNDS: 9% on the commission of sales each month.		
CURRENT FUND BALANCE:		
	FY 2018	FY 2019 as of 12/31/2018
Beginning Fund Balance:	751,722	715,160
Revenue Collections	197,535	0
Less Expenditures (3500,3501):	234,097	28,337
Ending Fund Balance:	\$715,160	\$686,823
EXPLANATION OF EXPENDITURES:		
CSG 0020 - Supplies and Materials (Cost of office, educational, recreational, and inmate clothing supplies and materials).	124,098	9,912
CSG 0040 - Other Services and Charges (Professional services to facilitate hands-on, community services to returning citizens).	110,000	18,425
CSG 0041 - Contractual Services - Other	0	0
CSG 0070 - Equipment and Equipment Rental (cost of furniture, equipment and machinery and IT software).	0	0
TOTAL EXPENDITURES	\$234,098	\$28,337

CORRECTIONS REIMBURSEMENT - JUVENILES - 0605		
DESCRIPTION OF FUNDS: Non-lapsing fund that receives reimbursements from the Bureau of Prison for juvenile inmates housed at the D.C. Jail.		
PROGRAM DESCRIPTION: This is a non-lapsing fund that reimburses the Department of Corrections (DOC) for the costs it incurs to house, feed, and provide medical care to juveniles who are in the custody of the U.S. Bureau of Prisons. DOC houses BOP juvenile inmates at the D.C. jail's juvenile unit when sufficient space is available.		
SOURCES OF FUNDS: Federal Government; U.S. Bureau of Prisons.		
CURRENT FUND BALANCE:		
	FY 2018	FY 2019 as of 12/31/2018
Beginning Fund Balance:	450,482	0
Revenue Collections	43,729	0
Less Expenditures (3500,3501):	226,191	0
Ending Fund Balance:	\$268,020	\$0
EXPLANATION OF EXPENDITURES:		
CSG 0020 - Supplies and Materials (cost of toiletries, bedding, and clothing for juveniles).	0	0
CSG 0040 - Other Services and Charges (Professional services from forensic psychologist, community services to returning citizens, and vocational specialist).	191,993	0
CSG 0041 - Contractual Services - Other (Barbering training).	106,975	0
TOTAL EXPENDITURES	\$298,967	\$0

7. For FY18 and FY19, to date, please list any purchase card spending by the agency, the employee making each expenditure, and the general purpose for each expenditure

Below are the purchases made on the DOC purchase card for FY 2018:

Fiscal Year	Account Holder	Monthly Limit	Daily Limit	Total Spent
FY 2018	Michelle Baker	\$20,000.00	\$5,000.00	\$61,586.21
FY 2018	Gwendolyn Boyd	\$20,000.00	\$5,000.00	\$127,708.00
FY 2018	Genester Powell	\$20,000.00	\$5,000.00	\$122,319.2
FY 2018*	Genester Powell	\$20,000.00	\$5,000.00	\$37,196.47
FY 2018	Elaine Rhem	\$20,000.00	\$5,000.00	\$21,829.45
Total Purchase Card Expenditure				\$482,253.00

***NOTE:** Genester Powell has two cards; one for operations the other for the inmate welfare fund that is used to purchase items for inmates only.

Below are the purchases made on the DOC purchase card for FY 2019:

Fiscal Year	Account Holder	Monthly Limit	Daily Limit	Total Spent
FY 2019	Michelle Baker	\$20,000.00	\$5,000.00	\$12,413.42
FY 2019	Gwendolyn Boyd	\$20,000.00	\$5,000.00	\$18,082.87
FY 2019	Genester Powell	\$20,000.00	\$5,000.00	\$22,215.97
FY 2019*	Genester Powell	\$20,000.00	\$5,000.00	\$22,979.56
FY 2019	Elaine Rhem	\$20,000.00	\$5,000.00	\$9,714.02
Total Purchase Card Expenditure				\$97,299.00

ITEMS PURCHASED

Maintenance
Rental Supplies
Office Supplies
Travel
Training
Books for Educational Department

Installation Supplies
HVAC Repairs
Laundry Detergent
IT Supplies
Signs for IRC

Generator Battery Chargers
Gate Repair
Sewer Drain Back-up Repair
Recreational Supplies for Inmates
Parking Stickers for Inmate Medical Trips

8. Please list all memoranda of understanding (“MOU”) entered into by your agency during FY18 and FY19, to date, as well as any MOU currently in force. For each, indicate the date on which the MOU was entered and the termination date.

Please see listed in the chart below all DOC’s MOU’s for FY18:

Agency	Purpose	Fiscal Year	Executed	Terminated
CJCC	JUSTIS (MOA)	2018	10/1/2017	9/30/2018
CJCC	JUSTIS (ISA)	2018	10/1/2017	9/30/2018
DGS	Inmate Work Squad	2018	10/1/2017	9/30/2018
MORCA		2018	10/1/2017	9/30/2018
DOES	Division of State Initiatives	2018	10/1/2017	9/30/2018
Ashland University	Degree Program	2018	10/1/2017	9/30/2018
OUC	Citywide Radio System	2018	10/1/2017	9/30/2018
OSSE	GED	2018	10/1/2017	9/30/2018
OSSE	Perkins Grant	2018	10/1/2017	9/30/2018
DCPL	VVC	2018	10/1/2017	9/30/2018
DCPL	Mobile Library	2018	10/1/2017	9/30/2018
OCFO	Armored Car	2018	10/1/2017	9/30/2018
OSSE	Educational Services Pretrial and Sentenced	2018	10/1/2017	9/30/2018
Pamunkey Regional Jail	Detention Care	2018		
PSA	Halfway House	2018	10/1/2017	9/30/2018
MPD	Gun Range	2018	10/1/2017	9/30/2018
HUSSW	Social Work Internship	2018	10/1/2017	9/30/2018
DCHR	Executive Leadership Program	2018	10/1/2017	9/30/2018
OVSJG	PREA	2018	10/1/2017	9/30/2018
NCVC	PREA - Hotline	2018	10/1/2017	9/30/2018
OCFO, FEMS, DOC, DCNG	Shared Services	2018	10/1/2017	9/30/2018
LGBTW	Training	2018	10/1/2017	9/30/2018
DDOT	Snow Removal	2018	10/1/2017	9/30/2018
UPO	Reentry Program	2018	10/1/2017	9/30/2018
Vera Institute of Justice		2018	10/1/2017	9/30/2018
OCTO	InTime	2018	10/1/2017	9/30/2018
American University	Education - InSide Out	2018	10/1/2017	9/30/2018
CAH	Mural	2018	10/1/2017	9/30/2018
MPD	CJIS Access	2018	10/1/2017	9/30/2018
MPD	RMS Access	2018	10/1/2017	9/30/2018
MPD	Wales Acces	2018	10/1/2017	9/30/2018

Please see listed in the chart below all DOC's MOU's for FY19:

Agency	Purpose	Fiscal Year	Executed	Terminated
CJCC	JSAT	2019	10/1/2018	9/30/2019
DGS	Inmate Work Squad	2019	10/1/2018	9/30/2019
DOES	Work Readiness	2019	10/1/2018	9/30/2019
Ashland University	Degree Program	2019	10/1/2018	9/30/2019
OSSE	GED	2019	10/1/2018	9/30/2019
OSSE	Perkins Grant	2019	10/1/2018	9/30/2019
DCPL	Mobile Library	2019	10/1/2018	9/30/2019
OCFO	Armored Car	2019	10/1/2018	9/30/2019
OSSE	Educational Services Pretrial and Sentenced	2019	10/1/2018	9/30/2019
Pamunkey Regional Jail	Detention Care	2019	10/1/2018	9/30/2019
PSA	Halfway House	2019	10/1/2018	9/30/2019
MPD	Gun Range	2019	10/1/2018	9/30/2019
HUSSW	Social Work Internship	2019	10/1/2018	9/30/2019
OVSJG	PREA	2019	10/1/2018	9/30/2019
NCVC	PREA - Hotline	2019	10/1/2018	9/30/2019
OCFO, FEMS, DOC, DCNG	Shared Services	2019	10/1/2018	9/30/2019
LGBTQ	Training	2019	10/1/2018	9/30/2019
American University	Education - InSide Out	2019	10/1/2018	9/30/2019
MPD	CJIS Access	2019	10/1/2018	9/30/2019
MPD	RMS Access	2019	10/1/2018	9/30/2019
MPD	Wales Acces	2019	10/1/2018	9/30/2019

9. Please summarize and provide the status of all existing capital projects and those in the financial plan, including a brief description, the amount budgeted by fiscal year, actual dollars spent, and any remaining balances (by type of funds). In addition, please provide:

Capital LTD Activity and FY2018 - 2023 Planned Allotments - All Capital Funds (excl Intra-District funds)																												
(Project/Fund Detail with Lifetime Balances Only)																												
Source: SOAR/BFA																												
(Report Date: Jan 28, 2019)																												
FLO-DEPARTMENT OF CORRECTIONS																												
Project No	Project Title	Implementing Agency	Approp Fund	Agy Fund	time Budget	LTD Allotments	Expenditures through FY 2014	Allotments in FY 2015	Expenditures in FY 2015	Allotments in FY 2016	Expenditures in FY 2016	Allotments in FY 2017	Expenditures in FY 2017	Expenditures in FY 2017	Unspent Allotments	Encumbrances	Pre ID Advances	LifeTime Balance	FY 2018	FY 2019	FY 2020	FY 2021	FY 2022	FY 2023	6-yr Total			
CGN01C	GENERAL RENOVATIONS AT DOC FACILITIES	AM0	0300	0300	5,564,204	5,564,204	0	1,500,000	916,431	1,000,000	1,141,783	(154,585)	185,870	2,244,084	3,320,120	8,487	0	0	3,311,633	0	0	0	0	0	0	0		
				0301	944,585	944,585	0	800,000	0	0	0	154,585	524,109	524,109	420,476	70,261	0	0	350,215	0	0	0	0	0	0	0		
CGN02C	CTF GENERAL RENOVATION	AM0	0300	0300	3,500,000	3,500,000	0	0	0	0	0	0	0	0	3,500,000	0	0	0	3,500,000	0	0	0	0	0	0	0		
CGN06C	PORTAL OF ENTRY	AM0	0300	0300	1,300,000	1,300,000	0	0	0	0	0	0	0	0	1,300,000	109,628	0	0	1,190,372	0	0	0	0	0	0	0		
CR004C	UPGRD CNTRL SECURITY COMD CT	AM0	0300	0300	4,007,146	4,007,146	3,761,948	0	105,388	0	11,849	0	3,822	3,883,007	124,138	90,000	0	0	34,138	0	0	0	0	0	0	0		
				0330	28,272	28,272	0	0	0	0	0	0	0	0	28,272	0	0	0	28,272	0	0	0	0	0	0	0		
CR104C	HVAC REPLACEMENT FOR CDF	AM0	0300	0300	22,397,704	19,397,704	11,538,896	0	2,897,959	0	978,116	(941,636)	628,007	16,042,978	3,354,727	63,957	0	0	6,290,770	0	2,000,000	1,000,000	0	0	0	3,000,000		
				0301	1,012,115	1,012,115	0	0	0	0	0	1,045,415	843,078	843,078	169,038	6,350	0	0	162,688	0	0	0	0	0	0	0		
CRF01C	ROOF REFURBISHMENT AT DOC FACILITIES	AM0	0300	0300	2,491,548	2,491,548	66,292	0	309,000	0	1,076,409	0	999,496	2,451,197	40,351	0	0	0	40,351	0	0	0	0	0	0	0		
FL4FLC	SUICIDE RISK MITIGATION	AM0	0300	0300	402,000	402,000	0	402,000	16,412	0	0	0	0	16,412	385,588	0	0	0	385,588	0	0	0	0	0	0	0		
MA203C	EXTERIOR STRUCTURAL FINISHING	AM0	0300	0300	3,686,721	3,686,721	1,209,176	477,233	477,545	0	0	(15,512)	0	1,686,721	2,000,000	0	0	0	2,000,000	0	0	0	0	0	0	0		
MA220C	EMERGENCY POWER SYSTEM UPGRADES	AM0	0300	0300	6,785,653	3,785,653	779,763	(39,161)	5,890	(791)	0	0	0	785,653	3,000,000	0	0	0	6,000,000	2,000,000	0	0	0	0	0	2,000,000		
NOPROJ	NO PROJECT INFORMATION	FLO	0300	C300	0	0	(2,131)	0	0	0	0	0	0	(2,131)	2,131	0	0	0	2,131	0	0	0	0	0	0	0		
Grand Total					52,119,948	46,119,948	17,353,943	3,140,073	4,728,625	999,209	3,208,156	88,267	3,184,381	28,475,106	17,644,841	348,683	0	0	23,296,158	2,000,000	2,000,000	1,000,000	0	0	0	5,000,000		

- a. An update on all capital projects concluded in FY17, FY18, and FY19, to date, including the amount budgeted, actual dollars spent, any remaining balances, and whether the project had an impact on the operating budget of the agency. If so, please provide an accounting of such impact

Although not shown in the chart above, in FY2018 and FY2019, the agency executed and completed, respectively, the relocation of the Video Visitation and opening of the READY Center. Operating fund support was identified in the formulation of FY2019's budget for the READY Center, utilization of existing funds continues to support that Video Visitation center. (Expenditures were captured AFTER January 28, 2019, and therefore not listed above.)

All other capital expenditures do not have operating impacts.

- 10. Please provide a list of all budget enhancement requests (including capital improvements needs) for FY18 and FY19, to date. For each, include a description of the need, the amount of funding requested, and whether the request was approved or denied.**

DOC works with the Mayor's Budget Office and the Deputy Mayor for Public Safety and Justice to develop our annual budget. The FY18 and FY19 agency budget submitted as part of the Mayor's budget submissions reflect those efforts.

11. Please list, in chronological order, each reprogramming in FY18 and FY19, to date, that impacted the agency, including those that moved funds into the agency, out of the agency, and within the agency. For each reprogramming, list the date, amount, program and activity codes, rationale, and reprogramming number.

DEPARTMENT OF CORRECTIONS (FL0)					
FY 2018 REPROGRAMMING LIST					
LOCAL				Starting Budget \$	124,076,532
FISCAL YEAR	FUND	DATE	SOAR DOC #	DESCRIPTION	AMOUNT
2018	0100	12/20/2017	BJFLPR25	DECREASE IN LOCAL PERSONNEL SERVICES TO SHIFT WITHIN NON - PERSONNEL SERVICES TO SUPPORT VARIOUS AGENCY PROGRAM NEEDS	(\$467,356)
2018	0100	12/20/2017	BJFLPR25	INCREASE IN LOCAL NON - PERSONNEL SERVICES. FUNDS SHIFTED FROM PERSONNEL SERVICES TO SUPPORT VARIOUS AGENCY PROGRAM NEEDS	\$467,356
2018	0100	6/1/2018	BJFLRP18	DECREASE IN LOCAL NPS FUNDING TO SHIFT FUNDS TO SUPPORT VARIOUS AGENCY PROGRAM NEEDS.	(\$1,005,807)
2018	0100	6/1/2018	BJFLRP18	INCREASE IN LOCAL NON PERSONNEL SERVICES FUNDING FOR VARIOUS AGENCY NEEDS.	\$1,005,807
2018	0100	9/26/2018	BJFLPR25	DECREASE WITHIN LOCAL FUND NON - PERSONNEL SERVICES NEEDS	(\$250,000)
2018	0100	9/26/2018	BJFLPR25	INCREASE IN LOCAL NON - PERSONNEL SERVICES SHIFT FUNDING WITHIN NON - PERSONNEL SERVICES	\$250,000
2018	0100	9/30/2018	BJFLREP8	INCREASE LOCAL FUNDS TO COVER OVERTIME FOR PERSONNEL SERVICES	\$2,005,698
				Final Budget \$	126,082,230

CONTINGENCY FUND				Starting Budget	\$0
FISCAL YEAR	FUND	DATE	SOAR DOC #	DESCRIPTION	AMOUNT
2018	1734	6/30/2017	BJFLCCR8	INCREASE IN BUDGET AUTHORITY TO SUPPORT AGENCY CONTRACTUAL SERVICES FOR FOOD SERVICES, INMATE PHARMACEUTICALS, INMATE HEALTHCARE AND DOC INMATE WORK SQUAD	\$11,040,000
2018	1734	8/11/2017	BJFLCCR8	CONTINGENCY CASH REVERSAL	(\$184,640)
				Final Budget	\$10,855,360

SPECIAL PURPOSE REVENUE				Starting Budget	\$21,111,206
FISCAL YEAR	FUND	DATE	SOAR DOC #	DESCRIPTION	AMOUNT
2018	0600	8/31/2018	BJEPFB89	DECREASE WITHIN SPECIAL REVENUE FUNDS, FUND NON - PERSONNEL SERVICES NEEDS	(\$80,955)
2018	0600	8/31/2018	BJEPFB89	INCREASE IN LOCAL NON - PERSONNEL SERVICES SHIFT FUNDING WITHIN NON - PERSONNEL SERVICES	\$80,955
				Final Budget	\$21,111,206

Capital				Starting Budget	\$93,354,804
FISCAL YEAR	FUND	DATE	SOAR DOC #	DESCRIPTION	AMOUNT
2018	0300	2/26/2018		Decrease in Emergency Power Upgrade Capital allotment to support Portal of Entry facility constuction	(\$1,300,000)
2018	0300	9/11/2018		Increase to support Portal of Entry facility constuction	\$1,300,000
2018	0300	5/15/2018		Decrease in Emergency in Capital project CR004C - Upgrade Ctrl Sec Comm Ctr.	(\$1,680,169)
2018	0300	5/15/2018		Increase to Capital project CGN01C - General Renovations	\$1,680,169
2018	0300	12/1/2018		Decrease from Capital projects MA220C, FL4FLC, CRF01C, CEV01C to support Capital project for General Renovations	(\$2,923,311)
2018	0300	12/1/2018		Increase to Capital project for Portal of Entry to execute rennovations.	\$2,923,311
				Final Budget	\$93,354,804

DEPARTMENT OF CORRECTIONS (FLO)					
FY 2019 REPROGRAMMING LIST					
LOCAL				Starting Budget	143,916,904
FISCAL YEAR	FUND	DATE	SOAR DOC #	DESCRIPTION	AMOUNT
2019	0100	12/30/2018	PENDING	INCREASE IN LOCAL NON - PERSONNEL SERVICES. FUNDS SHIFTED FROM NON PERSONNEL SERVICES TO SUPPORT VARIOUS AGENCY PROGRAM NEEDS	(\$724,800)
2019	0100	12/30/2018	PENDING	DECREASE IN LOCAL NON - PERSONNEL SERVICES. FUNDS SHIFTED FROM NON PERSONNEL SERVICES TO SUPPORT VARIOUS AGENCY PROGRAM NEEDS	\$724,800
				Final Budget	143,916,904

12. Please list each grant or sub-grant received or distributed by your agency in FY18 and FY19, to date. List the date, amount, source, purpose of the grant or sub-grant received or distributed, and amount expended.

- a. How many FTEs are dependent on grant funding at your agency? What are the terms of this funding? If it is set to expire, what plans, if any, are in place to continue funding the FTEs?

DEPARTMENT OF CORRECTIONS (FLO)
FY 2018 AND FY 2019 FEDERAL GRANTS LIST

GRANTOR NAME	GRANT NAME	PURPOSE	GRANT PERIOD	FY 2018 AMOUNT	FY 2018 FTEs	FY 2019 AMOUNT	FY 2019 FTEs
U.S. Department of Justice (Office of Justice Programs) Bureau of Justice Assistance	DC Adult Recidivism Reduction Strategic Plan	To reduce DC's recidivism rate and increase public safety	10/01/17 - 09/30/18	100,000.00	1	714,800.00	3

AGENCY SUB-GRANTOR	GRANT NAME	PURPOSE	SUB-GRANT PERIOD	FY 2018 MOU AMOUNT	FY 2018 AMOUNT EXPENDED	FY 2018 FTEs	FY 2019 MOU AMOUNT	FY 2019 AMOUNT EXPENDED	FY 2019 FTEs
Office of Victim Services and Justice Grants Administration	Prison Rape Elimination Act (PREA15/18)	Support contractual services that will implement the requirements for full compliance of regulations and national standards for the Prison Rape Elimination Act (PREA) program.	Oct/01 thru Sept/30	79,507.00	60,867.00	0	0.00	0.00	0
Office of Victim Services and Justice Grants Administration	Residential Substance Abuse Program (RSAT18/18)	Sub-grant to support pre-and post incarceration residential substance abuse treatment and supportive housing services to select RSAT inmates.	Oct/01 thru Sept/30	77,790.00	69,747.99	0	0.00	0.00	0
Office of Victim Services and Justice Grants Administration	Prison Rape Elimination Act (PREA16/18)	Support contractual services that will implement the requirements for full compliance of regulations and national standards for the Prison Rape Elimination Act (PREA) program.	Oct/01 thru Sept/30	86,790.00	51,875.85	0	0.00		0
Office of Victim Services and Justice Grants Administration	Trauma Focused Crime Victims Program (TFCVP/19)	Trauma Focused Crime Victims Program	Oct/01 thru Sept/30	0.00	0.00	0	328,640.00	0.00	2

13. Please list each contract, procurement, and lease, entered into, extended, and option years exercised by the agency during FY18 and FY19, to date. For each contract, please provide the following information, where applicable:

- The name of the contracting party;
- The nature of the contract, including the end product or service;
- The dollar amount of the contract, including amount budgeted and amount spent;
- The term of the contract;
- Whether the contract was competitively bid;
- The name of the agency's contract monitor and the results of any monitoring activity; and
- The funding Source.

Please see below a list of DOC contracts for FY2018 and FY2019 to date:

Contract Number	Contractor	Caption/Description	Contractual Amount FY18	Contractual Amount FY19	Term of Contract	Competitive Bid	Contract Monitor	FY18 Funding Source	FY19 Funding Source
CW30870	Hope Village Halfway House	Halfway House	\$990,000.00	\$990,000.00	8/14/2015 - 8/13/2019	Competitive Bid	Michele Jones	LOCAL	LOCAL
CW30868	Reynolds & Associates	Halfway House	\$985,515.00	\$985,515.00	8/14/2015 - 8/13/2019	Competitive Bid	Michele Jones	LOCAL	LOCAL
CW10611	Satellite Tracking of People, LLC.	Ankle Brackets	\$33,835.50	\$33,835.50	12/1/2016 - 9/30/2021	Competitive Bid	Michele Jones	LOCAL	LOCAL
CW18948	Aramark Correctional Services	DOC Food Services (CDF & CTF)	\$4,916,262.34	\$4,308,808.00	03/15/19 - 03/14/24	Competitive Bid	Fameda Shah	LOCAL	LOCAL
CW38382	Holder Enterprises	DOC Food Services (CCB)	\$124,684.00	\$224,345.42	10/1/2015 - 9/30/2019	Competitive Bid	Kashonda Dunklin-Johnson	LOCAL	LOCAL
CW37196	Unity Health Care	DDOC Inmate Health Services	\$27,133,882.00	\$13,566,941.00	10/1/2018 - 03/31/19	Sole Source Extension	Dr. Beth Mynett	LOCAL/SPR	LOCAL/SPR
CW40572	Keefe Commissary Network	Canteen	\$950,000.00	\$950,000.00	2/1/2019 - 12/31/2020	Cooperative Agreement	Kashonda Dunklin-Johnson	SPR	SPR
CW29390	Mega Lab	Employee Drug Testing	\$70,890.00	\$70,890.00	10/01/18 - 09/30/23	Competitive Bid	Deborah Washington	LOCAL	LOCAL
CW29248	Morgan's inc T/A Muscatello's	Officer's Uniforms	\$540,316.40	\$561,929.06	10/1/2016 - 9/30/2021	Competitive Bid	George Lample	LOCAL	LOCAL
CW30223	American Supply Inc.	Inmate Clothing, Hygiene, Linen and Shoes (District Wide Contract)	\$999,999.00	\$999,999.00	12/1/2014 - 11/30/2019	Competitive Bid	George Lample	SPR	SPR
CW52832	The Hope Foundation Reentry Network, Inc.	Substance use Education	\$110,000.00	\$110,000.00	08/09/17 - 09/31/21	Competitive Bid	Jackie Williams	SPR	SPR
CW64352	Orkin Pest Control	Intergrated Pest Control (CDF & CTF)	\$28,000.00	\$70,890.00	10/01/18 - 09/30/23	Competitive Bid	Michelle Davenport	LOCAL	LOCAL
CW55732	Vire Consulting, Inc.	Job Readiness Program	\$121,568.00	\$121,568.00	10/01/17 - 09/30/22	Competitive Bid	LaToya Wesley	LOCAL	LOCAL
CW55945	Emergency 911	Fire & Safety Services	\$74,354.77	\$85,417.44	10/20/17 - 09/30/22	Competitive Bid	Gloria Robertson	LOCAL	LOCAL
CW29191	Reed Elsevier Inc.	LexisNexis Services Renewal - (District Wide Contract)	\$8,916.00	\$8,916.00	7/13/2014 - 7/12/2019	Competitive Bid	Baron Hsu	LOCAL	LOCAL
DCAM-13-NC-0137	Jerome I. Taylor Trucking	Recycling Collection Services - DGS (District Wide Contract)	\$3,300.00	\$3,300.00	7/9/2013 - 7/8/2018	Competitive Bid	Micheal Phetphongsy	LOCAL	LOCAL
DCMA-16-NC0105E	Jerome I. Taylor Trucking	Trash Collection Services - DGS (District Wide Contract)	\$88,000.00	\$88,000.00	12/23/2016 - 12/22/2021	Competitive Bid	Micheal Phetphongsy	LOCAL	LOCAL
CW46793	Xerox Corporation	Xerox Equipment Lease and Maintenance Services - GS-25F-0622M (District Wide Contract)	\$227,092.32	\$227,092.32	10/1/2016 - 9/30/2020	Competitive Bid	Baron Hsu	LOCAL	LOCAL
CW58707	Paige Ireland	Quality Assurance Auditor	\$172,640.00	\$267,800.00	2/1/2018 - 9/30/2022	Competitive Bid	LaToya Wesley	LOCAL	LOCAL
N/A	GSA	GSA Lease Vehicles (District Wide Contract)	\$215,020.00	\$215,020.00		Competitive Bid	George Lample	LOCAL	LOCAL
CW587036	Law Enforcement Psychological	Law Enforcement Psychological Testing	\$31,300.00	\$31,300.00	2/1/2018 - 9/30/2022	Competitive Bid	Paulette Johnson	LOCAL	LOCAL
CW57076	American Business Supplies	Toner & Ink Cartridges	\$80,004.69	\$80,004.69	12/1/2017 - 9/30/2022	Competitive Bid	George Lample	LOCAL	LOCAL
CW57100	Star Office Products, Inc.	Toner & Ink Cartridges	\$85,695.01	\$85,695.01	11/29/2017 - 9/30/2022	Competitive Bid	George Lample	LOCAL	LOCAL
CW57588	THE HAMILTON GROUP	Security Supplies	\$79,548.60	\$79,548.60	1/10/2018 - 9/30/2022	Competitive Bid	George Lample	LOCAL	LOCAL
CW57995	SKY, LLC DBA/US-OFFICE SOLUTION	Security Supplies	\$84,462.25	\$84,462.25	1/11/2018 - 9/30/2022	Competitive Bid	George Lample	LOCAL	LOCAL
CW57987	Dupont Computers Inc.	Security Supplies	\$92,308.12	\$92,308.12	1/12/2018 - 9/30/2022	Competitive Bid	George Lample	LOCAL	LOCAL
CW58778	Bennet Career Institute	Cosmetology and Barbering Services	\$105,000.00	\$127,500.00	02/18/17 - 09/30/22	Competitive Bid	Jacqueline Williams	LOCAL	LOCAL
CW63336	Adrian L. Merton	HVAC Service	\$500,000.00	\$50,000.00	03/20/17 - 03/19/22	Cooperative Agreement	Gwendolyn Boyd	LOCAL	LOCAL
			\$37,079,307.01	\$23,080,138.42					

14. Please list all pending lawsuits that name the agency as a party. Identify which cases on the list are lawsuits that potentially expose the District to significant financial liability or will result in a change in agency practices and describe the current status of the litigation. Please provide the extent of each claim, regardless of its likelihood of success. For those identified, please include an explanation about the issues involved in each case.

Civil Litigation Defensive Cases by Agency

(Client Sort contains 'Correct', 'DOC', 'D.O.C.') and ((Opened Date is between 10/1/2017 and 09/30/2018) or (Opened Date < 10/1/2017 and Status = 'Open') or (Opened Date < 10/1/2017 and Status <> 'Open' and Status Date > 10/1/2017)) and ((Area of Law contains 'Civil Litigation Defensive', 'Appeal', 'Equity')) and (not having any (DOC Section contains 'Personnel'))

<u>Matter ID</u>	<u>Matter Description</u>	<u>Category</u>	<u>Opened Date</u>	<u>Assigned Attorney</u>	<u>Status</u>	<u>Disposition Outcome</u>	<u>Disposition Date</u>	<u>Disposition Value</u>
Agency Name: D.C. Department of Corrections								
471599	Abdus-Sabur, Jason v. DC, et al 16-0156 - Inmate federal civil rights claims for disability discrimination in housing-Rehabilitation Act, Fair Housing Act and DCHA.		2/12/2016	Shermineh C. Jones	Open			
545203	Adeboye, Michael v. District of Columbia 18-5484-negligence for holding inmates past release date		8/2/2018	Pegah Eftekhari	Open			
234830	Amobi, Stephen Ifeanyi v. DC, 08-4126	Constitutional Claims	8/6/2008	David Schiffrin, Alicia Cullen, Kerslyn D. Featherstone	Open			
473384	Bacchus, Nathaniel, et al v. DC, 16-1241 (SC) - Negligence-failure to supervise inmates - inmate on inmate assault outside courthouse.		2/29/2016	Philip Medley	Closed			
						Settled	10/18/2017	7,000.00
						Settled	10/18/2017	15,000.00
163616	Banks, Simon v. D.C., 05-1514 (RCL) (§ 1983 jail overdetention & conditions)	Prisoner Complaint Civil Rights	2/27/2008		Open			
175218	Barnes, Carl A., et. al. v. DC, 06-0315 (RCL). Putative class action overdetention case. Alleged constitutional violations,	Constitutional Claims	5/31/2008	Andrew Saindon	Open			
						Settled	3/25/2014	2,425,000.00
						Settled	6/26/2018	493.00
451967	Black Creek Integrated Systems Corp. - D-1500	Contract Consumer Complaint	5/6/2015	Sheila R. Schreiber	Open			

Civil Litigation Defensive Cases by Agency

[Client Sort contains 'Correct', 'DOC', 'D.O.C.' and [(Opened Date is between 10/1/2018 and 01/25/2019) or (Opened Date < 10/1/2018 and Status = 'Open') or (Opened Date < 10/1/2018 and Status <> 'Open' and Status Date > 10/1/2018)] and [(Area of Law contains 'Civil Litigation Defensive', 'Appeal', 'Equity')] and (not having any (DOC Section contains 'Personnel'))]

Matter ID	Matter Description	Category	Opened Date	Assigned Attorney	Status	Disposition Outcome	Disposition Date	Disposition Value
Agency Name: D.C. Department of Corrections								
471599	Abdus-Sabur, Jason v. DC, et al 16-0156 - Inmate federal civil rights claims for disability discrimination in housing-Rehabilitation Act, Fair Housing Act and DCHA.		2/12/2016	Shermineh C. Jones	Open			
545203	Adeboye, Michael v. District of Columbia 18-5484-negligence for holding inmates past release date		8/2/2018	Pegah Eftekhari	Open			
552228	Aguiar, Michael v. Department of Correction (TRO) 18-7710- pro se claim false arrest and over detention		11/21/2018		Closed			
						Dismissed	11/28/2018	0.00
234830	Amobi, Stephen Ifeanyi v. DC, 08-4126	Constitutional Claims	8/6/2008	David Schiffrin, Alicia Cullen, Kerslyn D. Featherstone	Open			
183816	Banks, Simon v. D.C., 05-1514 (RCL) (§ 1983 jail overdetention & conditions)	Prisoner Complaint Civil Rights	2/27/2006		Open			
175218	Barnes, Carl A., et. al. v. DC, 06-0315 (RCL). Putative class action overdetention case. Alleged constitutional violations,	Constitutional Claims	5/31/2006	Andrew Saindon	Open			
						Settled	3/25/2014	2,425,000.00
						Settled	6/26/2018	493.00
451967	Black Creek Integrated Systems Corp. - D-1500	Contract Consumer Complaint	5/6/2015	Sheila R. Schreiber	Open			
551788	Buzzanca, Anthony v. District of Columbia, Department of Corrections 18-8557-overdetention							

- 15. Please list all settlements entered into by the agency or by the District on behalf of the agency in FY18 or FY19, to date, and provide the parties' names, the amount of the settlement, and if related to litigation, the case name and a brief description of the case. If unrelated to litigation, please describe the underlying issue or reason for the settlement (e.g. administrative complaint, etc.).**

Civil Litigation Defensive Cases by Agency

[Client Sort contains 'Correct', 'DOC', 'D.O.C.' and [Area of Law contains 'Civil Litigation Defensive','Appeal', 'Equity']]and [not having any (DOC Section contains 'Personnel')] and [having any[Disposition Date between 10/1/2017 and 9/30/2018 and Disposition Value > 0]]

Matter ID	Matter Description	Category	Opened Date	Assigned Attorney	Status	Disposition Outcome	Disposition Date	Disposition Value
Agency Name: D.C. Department of Corrections								
473384	Bacchus, Nathaniel, et al v. DC, 16-1241 (SC) - Negligence-failure to supervise inmates - inmate on inmate assault outside courthouse.		2/29/2016	Philip Medley	Closed			
						Settled	10/18/2017	7,000.00
						Settled	10/18/2017	15,000.00
175218	Barnes, Carl A., et. al. v. DC, 06-0315 (RCL). Putative class action overdetention case. Alleged constitutional violations,	Constitutional Claims	5/31/2006	Andrew Saindon	Open			
						Settled	3/25/2014	2,425,000.00
						Settled	6/26/2018	493.00
514031	Britton, DAndre v. DC, 17-3984 - Common-law claims by inmate who claims excessive force by correctional officer.	Prisoner Complaint Common Law	6/13/2017	Safie Da Costa Soares, Kerslyn D. Featherstone	Closed			
						Settled	1/23/2018	100,000.00
503014	Creese, Darnelle v. DC, et al , 16-2440 - Title VII - gender role discrimination (male).	Employment	2/2/2017	Christina Okereke	Closed			
						Settled	6/27/2018	185,000.00
473084	Jackson, Pernell C. v. DC, 15-10117 - Negligence - inmate on inmate stabbing.	Prisoner Complaint Common Law	2/26/2016	David Jackson, Alicia Cullen	Closed			
						Settled	10/19/2017	125,000.00
407237	Lisa Brokenborough et al. v. District of Columbia, et al. 1:13-cv-1757 (Judge Kollar-Kotelly) - Sexual harassment against female							

Civil Litigation Defensive Cases by Agency

(Client Sort contains 'Correct', 'DOC', 'D.O.C.') and ((Area of Law contains 'Civil Litigation Defensive','Appeal', 'Equity'))and (not having any (OCC Section contains 'Personnel')) and (having any)(Disposition Date between 10/1/2018 and 1/28/19 and Disposition Value > 0))

<u>Matter ID</u>	<u>Matter Description</u>	<u>Category</u>	<u>Opened Date</u>	<u>Assigned Attorney</u>	<u>Status</u>	<u>Disposition Outcome</u>	<u>Disposition Date</u>	<u>Disposition Value</u>
Agency Name: D.C. Department of Corrections								
473082	Strange, Gregory v. DC, 16-1250 (SC) - Negligence - Plaintiff was in visiting hall at Jail when a guard closed door on his finger.		2/26/2016	Philip Medley	On Hold		11/1/2018	15,000.00

Total Number of Cases for this Agency: 1

Total Number of Cases: 1

16. Please list the administrative complaints or grievances that the agency received in FY18 and FY19, to date, broken down by source. Please describe any changes to agency policies or procedures that have resulted from complaints or grievances received. For any complaints or grievances that were resolved in FY18 or FY19, to date, describe the resolution.

DOC complaints and grievances received in FY2018 and FY2019:

Date Received	Allegation	Response
	FY2018	
10/17/2017	Ugochukwo Okorie, Pierre Nguimdo, Dexter Allen and Kwadwo Dando; appeal 9-days suspension	Arbitration held 9/25/2018; pending Arbitrator's decision
1/8/2018	Alfred Hayes; appeal termination	Arbitration held 8/28/2018; pending Arbitrator's decision
3/2/2018	Harold Jones; appeal termination	Arbitration date postponed to 2/2019
3/15/2018	Patrice Hickmon; appealed removal from post	Denied
7/5/2018	Shawn Franklin	Arbitration date 4/5/2019
7/10/2018	Anquneta Coleman; appeal 9-days suspension	Denied
7/10/2018	Toussaint Freeman; appeal 9-days suspension	Denied
	FY2019	
12/24/2018	Carol Poge; appeal 9-days suspension	Denied

17. Please list and describe any complaints or allegations of sexual harassment or other forms of sexual misconduct received by the agency in FY18 and FY19, to date, whether or not those complaints or allegations were resolved.

The chart below contains DOC sexual harassment complaints/allegation for FY2018:

Agency Case Number	Date Received	Date Resolved	Type of Complaint	Findings/Resolution
2018-05-023	05/02/18	06/29/18	Allegation of Sexual Harassment/Hostile Work Environment	Unsubstantiated.
2018-07-035	07/30/18	08/24/18	Allegation of Sexual Harassment/Hostile Work Environment	Unsubstantiated.

The chart below contains DOC sexual harassment complaints/allegations for FY2019:

Agency Case Number	Date Received	Date Resolved	Type of Complaint	Findings/Resolution
2018-10-002	10/04/18	10/22/18	Allegation of Sexual Harassment/Hostile Work Environment	Claim did not rise to the level of sexual harassment; however, the allegation was substantiated and the investigation concluded violation of agency's Employee Code of Ethics and Conduct policy.
2018-11-008	11/06/18	01/09/19	Allegation of Sexual Harassment/Hostile Work Environment	Allegations cited in complaint were unsubstantiated ; however, the investigation revealed evidence to support violation of agency's Employee Code of Ethics and Conduct policy.
2018-11-014	11/26/18	01/25/19	Allegation of Sexual Harassment/Hostile Work Environment	Substantiated.

18. Please list and describe any ongoing investigations, audits, or reports on or of the agency, or any investigations, studies, audits, or reports on the agency that were completed in FY18 and FY19, to date.

Please see the DOC ongoing investigations, audits and reports for FY18 and FY19 listed in the chart below:

Action	Performed By
Inmate Welfare Fund Audit	Office of Chief Financial Officer
Accreditation/Reaccreditation	American Correctional Association
Reaccreditation	National Commission on Correctional Healthcare
Inspection Report	District of Columbia Corrections Information Council
Prison Rape Elimination Act (PREA) Audit	Department of Justice (DOJ)
Jail Conditions, Overtime, Substance Use Treatment	DC Office of Auditor
Detention and Release Review	Moss Group

- 19. Please describe any spending pressures the agency experienced in FY18 and any anticipated spending pressures for the remainder of FY19. Include a description of the pressure and the estimated amount. If the spending pressure was in FY18, describe how it was resolved, and if the spending pressure is in FY19, describe any proposed solutions.**

In FY2018, the agency received contingency funding to support the increased inmate population driven costs related to food, healthcare, inmate pharmaceuticals, maintenance and overtime. DOC's budget was augmented by \$11-Million. DOC will address any potential spending pressures with the Office of Budget and Performance Management if they arise.

20. Please provide a copy of the agency's FY18 performance plan. Please explain which performance plan objectives were completed in FY18 and whether they were completed on time and within budget. If they were not, please provide an explanation.

DOC's FY18 Performance Accountability Report is located at

https://oca.dc.gov/sites/default/files/dc/sites/oca/publication/attachments/DOC_FY18PAR.pdf

- DOC completed seven of eight initiatives on-time and within budget.
 - The Comprehensive Inmate Health Services solicitation is pending award.
- Of its 20 key performance indicators (KPI) - DOC was on-target for twelve; baselined two new metrics; and nearly met three metrics. However, DOC did not meet KPI and targets for three (3) metrics.
 - The percent of inmate on staff assaults referred for prosecution target was not met because often the inmate on staff assault is used to create leverage towards a guilty plea on other criminal charges that does not result prosecution.
 - The erroneous release rate target was not met because an erroneous release occurred due to error in each of Q2 and Q3 and was not detected at the time of quarterly reporting.
 - The percentage of inmates successfully passing GED exams was significantly below target. Multiple factors contributed to the performance. Many inmates only tested for modules and not the completion of the GED because of their short lengths of stay. Of the inmates who do take the tests, the new computer-based formats continue to pose a challenge. To resolve this issue in the future, Georgetown University will be tutoring those students taking the GED exam two nights a week in FY 2019 to offer them greater opportunities to improve test scores. Instructors will also emphasize preparing for testing during instruction.

21. Please provide a copy of your agency's FY19 performance plan as submitted to the Office of the City Administrator.

DOC's FY2019 performance plan is located at

<https://oca.dc.gov/sites/default/files/dc/sites/oca/publication/attachments/DOC19.pdf> .

- 22. Please describe any regulations promulgated by the agency in FY18 or FY19, to date, and the status of each.**

DOC has no regulations promulgated by the agency in FY18 or FY19, to date.

- 23. Please provide a list of all studies, research papers, reports, and analyses that the agency prepared or for which it contracted in FY18 and FY19, to date. Please state the status and purpose of each. Please submit a hard copy to the Committee if the study, research paper, report, or analysis is complete.**

In FY 2018 the OAG contracted with The Moss Group on behalf of the DMPSJ and DOC to conduct a Detention and Release Process Analysis. The purpose of the report was to examine the District's Detention and Release Process with an eye to improving effectiveness and reducing potentials for errors either related to delayed releases or erroneous releases. DOC received a number of recommendations for improving the effectiveness of inmate records office operations and has acted upon many of these. Please see the recommendation implementation status update attached. DOC has contracted with The Moss Group to conduct follow up work related to implementing the recommendations of the report during FY 2019.

In FY 2018 DOC continued a contract with BDA Global to conduct a staffing analysis intended to inform the agency's planning process. This report includes information in the deliberative process of DOC staffing plans based on the security protocols and physical environment. As such, this document cannot be shared publically.

24. Please separately list each employee whose salary was \$100,000 or more in FY18 and FY19, to date. Provide the name, position number, position title, program, activity, salary, and fringe. In addition, state the amount of any overtime or bonus pay received by each employee on the list.

DEPARTMENT OF CORRECTIONS (FLO) FY 2018 EMPLOYEES SALARY OF \$100,000 OR MORE

Agency Code	Fiscal Year	Program Number	Activity Number	Employee Name	Position Number	Title	Salary	Fringe (@ 29.5%)	Overtime Pay	Bonus Pay
FLO	18	530N	2530	Mynett,Beth A.J.	00008001	Medical Officer (Administratio	216,360	63,826	-	-
FLO	18	110C	1110	Amato,Maria Claudia t	00042000	SUPERVISOR ATTORNEY ADVISOR	186,665	55,066	-	-
FLO	18	110A	1110	Booth,Quincy L	00046257	Dir., Dept. of Corrections	185,484	54,718	-	-
FLO	18	120H	100F	Walker,Loretta A	00005935	CONTROLLER	181,585	53,568	-	-
FLO	18	110H	100F	Hudson-Beckham,Antoinette C	00012401	AGENCY FISCAL OFFICER	168,794	49,794	-	-
FLO	18	110A	1110	Williams,Camile D.	00094685	Deputy Director for Programs	168,297	49,648	-	-
FLO	18	110A	1110	Patten,Wanda R	00004200	Deputy Director for Operations	168,279	49,642	-	-
FLO	18	110A	1110	Stewart-Ponder,Gitana Y	00029056	Deputy Director of Management	168,279	49,642	-	-
FLO	18	605A	3605	Lopez,Amy K.	00008214	Associate Director	162,816	48,031	-	-
FLO	18	605H	3605	Chakraborty,Reena	00022432	Supervisory Statistician	155,202	45,785	-	-
FLO	18	605A	3605	Johnson,Lennard K	00007270	CORRECTIONAL INSTITUTION ADMN	151,410	44,666	-	-
FLO	18	120H	100F	Staats,Daryl	00029045	Financial Manager	137,484	40,558	-	-
FLO	18	145D	1145	Suthar,Tejash Hemantkumar	00005538	Supervisory General Engineer	136,727	40,334	-	-
FLO	18	145A	1145	Hsu,Peilung	00002735	Supervisory IT Specialist	136,187	40,175	-	-
FLO	18	150F	1150	Byrd-Gregory,Trina	00033118	Supvy Contract Administrator	132,220	39,005	-	-
FLO	18	145A	1145	McCloskey,Karen	00071658	IT Spec. Database Mgmt.)	130,641	38,539	-	-
FLO	18	520N	2520	Landerkin,Kathleen Jo	00093896	CORRECTIONAL INSTITUTION ADMN	128,750	37,981	-	-
FLO	18	520O	2520	Jones,Michele	00009599	CORRECTIONAL INSTITUTION ADMN	128,750	37,981	-	-
FLO	18	145A	1145	Rehani,Rajiv	00071687	IT Specialist (Network)	127,223	37,531	-	-
FLO	18	605A	3605	Cave Jr,Charles	00071665	CORRECTIONAL INSTITUTION ADMN	127,031	37,474	-	-
FLO	18	520N	2520	Chapman,Clinique M.	00046341	Program Manager	125,660	37,070	-	-
FLO	18	130J	1130	Thomas,Lynnitia K	00011760	CSC Supervisor	124,963	36,864	-	-
FLO	18	130K	1130	Townes,Desiree E	00010436	Program Manager	124,963	36,864	-	-
FLO	18	520A	2520	Humes Jr.,Clarence	00038316	Educ. Program Administrator	124,963	36,864	-	-
FLO	18	520N	2520	Ponder,Gizele Richards	00091268	Special Assistant	124,963	36,864	-	-
FLO	18	120A	1120	Shell,Denise A	00026804	Human Resources Officer II	123,178	36,338	-	-
FLO	18	110K	1110	Tolliver,Denise L	00016858	Supervisory Public Affairs Spc	123,178	36,337	-	-
FLO	18	110C	1110	Obebe,Oluwasegun G	00039573	Records Info and Privacy Ofc	120,785	35,632	-	-
FLO	18	145A	1145	Mittal,Manish	00071662	IT Specialist (Applc. Softwar	120,387	35,514	-	-
FLO	18	160B	1160	Lacy,Bobby J	00012150	Supvy Facility Opr Spec	118,450	34,943	-	-
FLO	18	145D	1145	Nagori,Binit V	00013628	INDUSTRIAL ENGINEER	117,625	34,699	-	-
FLO	18	145A	1145	Ramirez,Michel O	00071661	IT Specialist (Network)	116,969	34,506	-	-
FLO	18	145D	1145	Wang,Xusheng	00032420	IT Spec (Application Software)	116,343	34,321	-	-
FLO	18	110L	1110	Pflaum,Mark	00071674	OPERATIONS RESEARCH ANALYST	114,465	33,767	-	-
FLO	18	110C	1110	Goso,Jemea Gebre	00051242	Program Manager	113,815	33,575	-	-
FLO	18	110H	100F	Temple,Eboni	00006400	BUDGET OFFICER	113,549	33,497	109	-
FLO	18	530N	2530	Poole,Judy	00032620	Nurse Consultant	111,860	32,999	-	-
FLO	18	130A	1130	Weaver,Zachary Djon	00078360	Program Analyst	111,305	32,835	-	-
FLO	18	110H	100F	Bey,Michael A	00020633	SENIOR BUDGET ANALYST	110,552	32,613	-	-
FLO	18	130J	1130	Collins,Benjamin C	00029051	Supv Criminal Investigator (IA	108,150	31,904	-	-
FLO	18	110L	1110	Richards,Valerie	00000895	OPERATIONS RESEARCH ANALYST	108,145	31,903	-	-
FLO	18	110L	1110	Alda,Erik	00015549	OPERATIONS RESEARCH ANALYST	108,145	31,903	-	-
FLO	18	120H	100F	Felder,Rena M	00091053	SENIOR ACCOUNTANT	107,657	31,759	1,268	-
FLO	18	110A	1110	Thomas,Sallie D	00009374	ADMIN SPEC	107,556	31,729	-	-
FLO	18	120A	1120	Johnson,Paulette S	00026639	LABOR RELATIONS & WORKFORCE	107,556	31,729	-	-
FLO	18	130A	1130	Ogunshakin,Edson A	00075398	Risk Management Specialist	107,556	31,729	-	-
FLO	18	150F	1150	Lample,George W	00082340	Support Services Supervisor	107,111	31,598	-	-
FLO	18	530N	2530	Jones,DeVora	00085572	Nurse Consultant	106,534	31,428	-	-
FLO	18	520N	2520	Wesley,LaToya Y	00025035	Special Assistant	106,360	31,376	-	-
FLO	18	120A	1120	Armstrong,Lurendy W	00001865	Management Liaison Specialist	104,881	30,940	-	-
FLO	18	130G	1130	Robertson,Gloria J	00032650	Audit and Compliance Manager	102,648	30,281	-	-
FLO	18	120C	1120	Gradillas,Ricardo	00035414	TRAINING ADMINISTRATOR	102,647	30,281	-	-
FLO	18	120C	1120	Richardson,JW Braddock	00008969	Correctional Program Specialis	102,206	30,151	-	-
FLO	18	605D	3605	Andrews,Ponti Saint	00090915	IT Spec (Application Software)	101,868	30,051	581	-
FLO	18	110H	100F	Kamara,Delwyn R	00073147	BUDGET ANALYST	100,257	29,576	825	-
AGENCY GRAND TOTAL							\$ 7,045,433	\$ 2,078,403	\$ 2,784	\$ -

DEPARTMENT OF CORRECTIONS (FLO) FY 2019 EMPLOYEES SALARY OF \$100,000 OR MORE

Agency Code	Fiscal Year	Prgram Number	Activity Number	Employee Name	Position Number	Position Title	Salary	Fringe (@ 30.4%)	Overtime Pay	Bonus Pay
FLO	19	530N	2530	Mynett,Beth A.J.	00008001	Medical Officer (Administratio	220,687	67,089	-	-
FLO	19	110C	1110	Amato,Maria Claudia t	00042000	SUPERVISOR ATTORNEY ADVISOR	190,398	57,881	-	-
FLO	19	110A	1110	Booth,Quincy L	00046257	Dir., Dept. of Corrections	189,194	57,515	-	-
FLO	19	120H	100F	Walker,Loretta A	00005935	CONTROLLER	185,217	56,306	-	-
FLO	19	110H	100F	Hudson-Beckham,Antoinette C	00012401	AGENCY FISCAL OFFICER	172,170	52,340	-	-
FLO	19	605R	3605	Williams,Camile D.	00094685	Deputy Director for Programs	171,663	52,186	-	-
FLO	19	110A	1110	Patten,Wanda R	00004200	Deputy Director for Operations	171,645	52,180	-	-
FLO	19	110A	1110	Stewart-Ponder,Gitana Y	00029056	Deputy Director of Management	171,645	52,180	-	-
FLO	19	605A	3605	Lopez,Amy K.	00008214	Associate Director	166,073	50,486	-	-
FLO	19	605H	3605	Chakraborty,Reena	00022432	Supervisory Statistician	158,307	48,125	-	-
FLO	19	605A	3605	Johnson,Lennard K	00007270	CORRECTIONAL INSTITUTION ADMN	154,438	46,949	-	-
FLO	19	120H	100F	Staats,Daryl	00029045	Financial Manager	140,234	42,631	-	-
FLO	19	145D	1145	Suthar,Tejash Hemantkumar	00005538	Supervisory General Engineer	139,461	42,396	-	-
FLO	19	145A	1145	Hsu,Peilung	00002735	Supervisory IT Specialist	138,910	42,229	-	-
FLO	19	145A	1145	McCloskey,Karen	00071658	IT Spec. Database Mgmt.)	133,256	40,510	-	-
FLO	19	520N	2520	Landerkin,Kathleen Jo	00093896	CORRECTIONAL INSTITUTION ADMN	131,325	39,923	-	-
FLO	19	520O	2520	Jones,Michele	00009599	CORRECTIONAL INSTITUTION ADMN	131,325	39,923	-	-
FLO	19	145A	1145	Rehani,Rajiv	00071687	IT Specialist (Network)	129,769	39,450	-	-
FLO	19	520N	2520	Chapman,Clinique M.	00046341	Program Manager	128,173	38,965	-	-
FLO	19	130K	1130	Townes,Desiree E	00010436	Program Manager	127,462	38,749	-	-
FLO	19	130J	1130	Thomas,Lynnitia K	00011760	CSC Supervisor	127,462	38,748	-	-
FLO	19	520A	2520	Humes Jr.,Clarence	00038316	Educ. Program Administrator	127,462	38,748	-	-
FLO	19	520N	2520	Ponder,Gizele Richards	00091268	Special Assistant	127,462	38,748	-	-
FLO	19	120A	1120	Shell,Denise A	00026804	Human Resources Officer II	125,642	38,195	-	-
FLO	19	110K	1110	Tolliver,Denise L	00016858	Supervisory Public Affairs Spc	125,641	38,195	-	-
FLO	19	110C	1110	Obebe,Oluwasegun G	00039573	Records Info and Privacy Ofc	123,200	37,453	-	-
FLO	19	145A	1145	Mittal,Manish	00071662	IT Specialist (Applic. Softwar	122,795	37,330	-	-
FLO	19	160B	1160	Lacy,Bobby J	00012150	Supvy Facility Opr Spec	120,819	36,729	-	-
FLO	19	145D	1145	Nagori,Binit V	00013628	INDUSTRIAL ENGINEER	119,977	36,473	-	-
FLO	19	145A	1145	Ramirez,Michel O	00071661	IT Specialist (Network)	119,308	36,270	-	-
FLO	19	145D	1145	Wang,Xusheng	00032420	IT Spec (Application Software)	118,670	36,076	-	-
FLO	19	110L	1110	Pflaum,Mark	00071674	OPERATIONS RESEARCH ANALYST	116,754	35,493	-	-
FLO	19	110C	1110	Goso,Jemea Gebre	00051242	Program Manager	116,091	35,292	-	-
FLO	19	110H	100F	Temple,Eboni	00006400	BUDGET OFFICER	115,820	35,209	278	-
FLO	19	130A	1130	Weaver,Zachary Djon	00078360	Program Analyst	113,531	34,513	-	-
FLO	19	150F	1150	Phetphongsy,Outhong M	00033118	Supvy Contract Administrator	113,000	34,352	-	-
FLO	19	110H	100F	Bey,Michael A	00020633	SENIOR BUDGET ANALYST	112,763	34,280	-	-
FLO	19	530N	2530	Poole,Judy	00032620	Nurse Consultant	111,860	34,005	-	-
FLO	19	130J	1130	Collins,Benjamin C	00029051	Supv Criminal Investigator (IA	110,313	33,535	-	-
FLO	19	110L	1110	Richards,Valerie	00000895	OPERATIONS RESEARCH ANALYST	110,308	33,534	-	-
FLO	19	110L	1110	Alda,Erik	00015549	OPERATIONS RESEARCH ANALYST	110,308	33,534	-	-
FLO	19	120H	100F	Felder,Rena M	00091053	SENIOR ACCOUNTANT	109,810	33,382	4,276	-
FLO	19	110A	1110	Thomas,Sallie D	00009374	ADMIN SPEC	109,710	33,352	-	-
FLO	19	120A	1120	Johnson,Paulette S	00026639	LABOR RELATIONS & WORKFORCE	109,710	33,352	-	-
FLO	19	130A	1130	Ogunshakin,Edson A	00075398	Risk Management Specialist	109,710	33,352	-	-
FLO	19	150F	1150	Lample,George W	00082340	Support Services Supervisor	109,253	33,213	-	-
FLO	19	520N	2520	Wesley,LaToya Y	00025035	Special Assistant	108,487	32,980	-	-
FLO	19	120A	1120	Armstrong,Lurendy W	00001865	Management Liaison Specialist	106,981	32,522	-	-
FLO	19	530N	2530	Jones,DeVora	00085572	Nurse Consultant	106,534	32,386	-	-
FLO	19	130G	1130	Robertson,Gloria J	00032650	Audit and Compliance Manager	104,700	31,829	-	-
FLO	19	120C	1120	Richardson,JW Braddock	00008969	Correctional Program Specialis	104,252	31,693	-	-
FLO	19	605D	3605	Andrews,Ponti Saint	00090915	IT Spec (Application Software)	103,905	31,587	601	-
FLO	19	110H	100F	Kamara,Delwyn R	00073147	BUDGET ANALYST	102,262	31,088	3,077	-
FLO	19	120A	1120	Martin,Tecora D	00035964	Equal Employment Specialist	101,523	30,863	-	-
FLO	19	605D	3605	Miller,Deborah A	00091165	Correctional Institution Admin	101,476	30,849	-	-
AGENCY GRAND TOTAL							\$ 7,128,852	\$ 2,167,171	\$ 8,233	\$ -

25. Please list in descending order the top 25 overtime earners in your agency in FY18 and FY19, to date, if applicable. For each, state the employee's name, position number, position title, program, activity, salary, fringe, and the aggregate amount of overtime pay earned.

**DEPARTMENT OF CORRECTIONS (FL0)
FY 2018 OVERTIME EARNINGS**

Agency Code	Fiscal Year	Program Number	Activity	Employee Name	Position Number	Position Title	Salary	Fringe (@29.5%)	Overtime Pay	Worker's Comp
FL0	18	160L	1160	Roots,Darrell L	00025775	CORRECTIONAL OFFICER	68,749	20,281	123,704	-
FL0	18	605H	3605	Ibeawuchi,Uchendu B	00045455	CORRECTIONAL OFFICER	65,647	19,366	122,343	-
FL0	18	605C	3605	Hull,Edwin A	00008090	CORRECTIONAL OFFICER - LEAD	75,718	22,337	113,148	-
FL0	18	605D	3605	Palmer,Sheila	00091074	CORRECTIONAL OFFICER	62,545	18,451	109,748	-
FL0	18	605C	3605	Haines,Eugenia	00000620	CORRECTIONAL OFFICER - LEAD	75,718	22,337	108,675	-
FL0	18	605H	3605	Darego,Sotonm S	00003442	CORRECTIONAL OFFICER	62,545	18,451	105,172	-
FL0	18	605C	2530	Amobi,Stephen I	00003823	CORRECTIONAL OFFICER	68,749	20,281	98,887	-
FL0	18	605C	3605	Harrington,Edward J	00012620	CORRECTIONAL OFFICER - LEAD	75,718	22,337	91,395	-
FL0	18	605B	3605	Teru,Olayinka	00021408	CORRECTIONAL OFFICER	60,994	17,993	91,357	-
FL0	18	530J	2530	Miles,James R	00022073	CORRECTIONAL OFFICER	68,749	20,281	90,424	-
FL0	18	605H	3605	Asekomhe,Umoru	00077866	CORRECTIONAL OFFICER	59,443	17,536	89,348	-
FL0	18	605D	3605	Jabbie,Alhaji I	00032384	CORRECTIONAL OFFICER	62,545	18,451	87,692	-
FL0	18	605F	3605	Mballow,Cherno	00009894	CORRECTIONAL OFFICER	57,892	17,078	87,690	-
FL0	18	605C	3605	Bryan,Bernard D	00001342	CORRECTIONAL OFFICER - LEAD	75,718	22,337	87,001	-
FL0	18	605C	3605	Ayodele,Femi	00032848	CORRECTIONAL OFFICER	60,994	17,993	86,457	-
FL0	18	605C	3605	Uwalaka,Chidozie A	00077860	LEAD CORRECTIONAL OFC	59,443	17,536	85,220	-
FL0	18	605H	3605	Falade,Ayodeji F.	00082270	LEAD CORRECTIONAL OFC	59,443	17,536	84,077	-
FL0	18	605C	3605	Holloway,Joe S	00021252	CORRECTIONAL OFFICER - LEAD	74,006	21,832	83,095	-
FL0	18	510L	2510	Shand,Leroy A	00032967	CORRECTIONAL OFFICER - LEAD	75,718	22,337	82,807	-
FL0	18	605C	3605	Moton,Deborah A	00008605	CORRECTIONAL OFFICER - LEAD	72,294	21,327	80,814	-
FL0	18	520I	2520	Nwaizugbo,Livinus E	00011576	CORRECTIONAL OFFICER	56,341	16,621	80,442	-
FL0	18	530J	2530	Faminu,Adeniran E	00025801	CORRECTIONAL OFFICER - LEAD	67,158	19,812	80,276	-
FL0	18	605H	3605	Lapaix,Reny Teodoro	00010697	CORRECTIONAL OFFICER	62,545	18,451	78,660	-
FL0	18	605D	3605	Nnorom,Glory U	00008558	CORRECTIONAL OFFICER	59,443	17,536	78,483	-
FL0	18	605F	3605	Trotter,Charles	00027061	CORRECTIONAL OFFICER	68,749	20,281	77,938	-
FY GRAND TOTAL							\$ 1,656,864	\$ 488,775	\$ 2,304,852	\$ -

DEPARTMENT OF CORRECTIONS (FL0)
FY 2019 OVERTIME EARNINGS

Agency Code	Fiscal Year	Program Number	Activity	Employee Name	Position Number	Position Title	Salary	Fringe (@30.4%)	Overtime Pay	Worker's Comp
FLO	19	605H	3605	Ibeawuchi,Uchendu B	00045455	CORRECTIONAL OFFICER	66,960	20,356	43,717	-
FLO	19	605H	3605	Darego,Sotonm S	00003442	CORRECTIONAL OFFICER	63,796	19,394	31,323	-
FLO	19	160L	1160	Roots,Darrell L	00025775	CORRECTIONAL OFFICER	70,124	21,318	30,987	-
FLO	19	605C	3605	Bryan,Bernard D	00001342	CORRECTIONAL OFFICER - LEAD	77,231	23,478	28,926	-
FLO	19	605C	3605	Motanya,Frederick A	00026155	LEAD CORRECTIONAL OFC	77,231	23,478	28,213	-
FLO	19	530J	2530	Miles,James R	00022073	CORRECTIONAL OFFICER	70,124	21,318	28,087	-
FLO	19	605D	3605	Palmer,Sheila	00091074	CORRECTIONAL OFFICER	63,796	19,394	27,130	-
FLO	19	605H	3605	Washington,Kevin F	00026042	CORRECTIONAL OFFICER	70,124	21,318	26,381	-
FLO	19	520I	2520	Nwaizugbo,Livinus E	00011576	CORRECTIONAL OFFICER	57,468	17,470	25,562	-
FLO	19	605C	3605	Fonge,Binette	00095269	CORRECTIONAL OFFICER	47,575	14,463	25,279	-
FLO	19	605C	3605	Amobi,Stephen I	00003823	CORRECTIONAL OFFICER	70,124	21,318	24,658	-
FLO	19	605C	3605	Holloway,Joe S	00021252	CORRECTIONAL OFFICER - LEAD	75,485	22,947	24,432	-
FLO	19	530J	2530	Drummond,James E	00033632	CORRECTIONAL OFFICER	70,124	21,318	24,391	-
FLO	19	605C	3605	Moton,Deborah A	00008605	CORRECTIONAL OFFICER - LEAD	73,739	22,417	24,060	-
FLO	19	605F	3605	Mballow,Cherno	00009894	CORRECTIONAL OFFICER	59,050	17,951	23,495	-
FLO	19	605H	3605	Abdul,Owolabi	00001213	CORRECTIONAL OFFICER	62,214	18,913	23,160	-
FLO	19	605H	3605	Etubom,Dominic S	00077870	CORRECTIONAL OFFICER	60,632	18,432	23,131	-
FLO	19	530J	2530	Faminu,Adeniran E	00025801	CORRECTIONAL OFFICER - LEAD	68,501	20,824	22,890	-
FLO	19	510L	2510	Shand,Leroy A	00032967	CORRECTIONAL OFFICER - LEAD	77,231	23,478	22,812	-
FLO	19	605C	3605	Olubode,Matthew O	00016283	CORRECTIONAL OFFICER	62,214	18,913	22,369	-
FLO	19	605H	3605	Masi,Harcourt	00008794	CORRECTIONAL OFFICER - LEAD	77,231	23,478	22,223	-
FLO	19	605C	3605	Hull,Edwin A	00008090	CORRECTIONAL OFFICER - LEAD	77,231	23,478	21,886	-
FLO	19	160B	1160	Shields,Donte T	00006749	PIPEFITTER	67,350	20,475	21,762	-
FLO	19	605H	3605	Dixon,Sharon A.	00012413	CORRECTIONAL OFFICER	62,214	18,913	21,755	-
FLO	19	530J	2530	Banjoko,Olawale O	00008805	CORRECTIONAL OFFICER	60,632	18,432	21,162	-
AGENCY GRAND TOTAL							\$ 1,688,401	\$ 513,274	\$ 639,790	\$ -

26. For FY18 and FY19, to date, please provide a list of employee bonuses or special pay granted that identifies the employee receiving the bonus or special pay, the amount received, and the reason for the bonus or special pay.

There were no bonuses or special pay granted for any DOC employees for FY18 and FY19, to date.

27. Please provide each collective bargaining agreement that is currently in effect, *and differs from that submitted last year*, for agency employees. Please include the bargaining unit and the duration of each agreement. Please note if the agency is currently in bargaining and its anticipated completion.

- A. Compensation Collective Bargaining Agreement Between the District of Columbia Government and Compensation Units 1 and 2 - Effective 10/1/2017 – 09/30/2021
(<http://lms.dccouncil.us/Download/39621/PR22-0738-Introduction.pdf>)
- B. Compensation Agreement Between District of Columbia Department of Mental Health and the District of Columbia Nurses Association – Effective Until 9/30/2017 (Note: New Contract-*Pending OAG legal sufficiency and OCFO fiscal impact statement*)

28. If there are any boards or commissions associated with your agency, please provide a chart listing the names, confirmation dates, terms, wards of residence, and attendance of each member. Include any vacancies.

DOC is not associated with any boards or commissions.

29. Please list all reports or reporting currently required of the agency in the District of Columbia Code or Municipal Regulations. Provide a description of whether the agency is in compliance with these requirements, and if not, why not (e.g. the purpose behind the requirement is moot, etc.).

DOC Reports Required by D.C. Code are detailed below.

1. D.C. Official Code §24-211.02. Powers; promulgation of rules. Jail Improvement Act of 2003:

DOC must submit to the Council a quarterly report on environmental conditions in the Central Detention Facility. Specifically, the Act requires the following: Provide to the Council on a quarterly basis all internal reports relating to living conditions in the Central Detention Facility, including inmate grievances, the Crystal report, the monthly report on the Priority One environmental problems and the time to repair, the monthly report of the Environmental Safety Office, the monthly report on temperature control and ventilation, and the monthly report on the jail population that includes the number of people waiting transfer to the federal Bureau of Prisons and the average number of days that inmates waited for transfer.

DOC is in compliance with this requirement.

2. D.C. Official Code § 2-1901, et seq., Language Access Act:

Language Access coordinators are required to report on the conditions, statistics, and progress of Language Access being provided for LEP/NEP (Limited English Proficient and No English Proficient) customers of that agency. DC DOC uses JAACS self-reporting as a main component to dictate which customers fall into these categories.

DOC is in compliance with this requirement.

3. D.C. Official Code § 24-281, et seq., Inmate Welfare Fund:

The Inmate Welfare Fund is a non-lapsing fund that was created to serve three purposes:

- (1) to stock the commissary of the D.C. Jail,
- (2) to repay an initial appropriation used to finance the Fund, and
- (3) to provide goods and services that benefit inmates and are more specialized items at the District's correctional facilities.

The Fund shall be subject to annual audits scheduled by the Office of the Chief Financial Officer, which shall be submitted to the Council no later than February 1 of each year. The scope of the audit shall include an examination of the Department's use of Fund profits, including stocking the commissaries, low-bond releases, providing inmate clothing upon release, and funding transportation costs for inmates after release. The audit reports shall be submitted to the Council and the Mayor.

DOC is in compliance with this requirement.

4. D.C. Official Code §2-531 et seq. Freedom of Information Act (FOIA):

D.C. Code and agency policy require that annual report of FOIA processing activities be submitted to the Mayor.

DOC is in compliance with this requirement

5. D.C. Official Code § 24-276.03. Limitation on Use of Restraints:

Reporting requirements are that within 10 days after the Administrator authorizes the use of restraints pursuant to § 24-276.02(b), § 24-276.02(c), or § 24-276.02(d), the Administrator shall submit a written statement to the Director of the Department of Corrections in the case of confined women explaining the extraordinary circumstances and the reasons the use of restraints where necessary. The written statement must not include personal identifying information of the confined woman on whom restraints were used. Beginning January 1, 2016, and on an annual basis thereafter, the Department of Corrections shall provide the following information to the Council:

- (1) The number of pregnant women in the custody of the Department of Corrections during the reporting period;
- (2) The number of pregnant women on whom restraints that were not the least restrictive means necessary were used;
- (3) The number of times restraints were used on each pregnant woman;

- (4) For each use of restraints on a pregnant woman, the duration of time that restraints were used; and
 - (5) For each use of restraints on a pregnant woman, whether restraints were used because of:
 - (A) Risk of flight;
 - (B) Risk of injury to the pregnant woman; or
 - (C) Risk of injury to other persons.
- DOC is in compliance with these reporting requirements.

6. D.C. Official Code § 24-211.02a. Processing and Release of Inmates from the Central Detention Facility. Inmate Safe Release Act of 2012:

Requires the Department of Corrections to provide to the Council, on a quarterly basis, a list of all inmates who have been released in violation of the Inmate Safe Release Act of 2012. The list shall include the following information for each inmate released:

- (A) The custody status of the inmate before release (e.g., pre-trial detention, sentenced misdemeanor);
- (B) The reason for the inmate's release (e.g., completion of sentence, court order);
- (C) The date and time the Department of Corrections received the release order from the court or other authority; and
- (D) The date and time of the release.

DOC is in compliance with these reporting requirements.

7. D.C. Official Code § 24-912. Limitations on the Use of Room Confinement:

Requires DOC and the Department of Youth Rehabilitation Services (DYRS), on an annual basis, beginning on March 1, 2018, to submit a report to the Mayor and the Council that includes steps each agency has taken to reduce the unnecessary use of room confinement for juveniles and a summary of any information collected pursuant to subsection (f) of § 24-912, including, for each penal institution or secure juvenile facility:

- (1) The total number of incidents in which room confinement was utilized in the prior year;
- (2) The average length of time juveniles spent in room confinements in the prior year;
- (3) The longest period of time that any juvenile was in room confinement; and
- (4) The greatest number of times that any juvenile was in room confinement.

DOC is no longer responsible for the custody of juveniles as of Oct 1, 2018, D.C. Law 21-238, Comprehensive Youth Justice Amendment Act of 2016 (effective Apr. 4, 2017). Title 16 juveniles are now in the custody of DYRS. DOC was in compliance with this requirement until it was rendered moot by the custody of juveniles transferring to DYRS.

AGENCY OPERATIONS

30. Please describe any initiatives that the agency implemented in FY18 or FY19, to date, to improve the internal operations of the agency or the interaction of the agency with outside parties. Please describe the results, or expected results, of each initiative.

Please see DOC initiatives implemented in FY18 and FY19, to date, outlined in the tables below:

INITIATIVE	DESCRIPTION	EXPECTED RESULTS
Leadership Training For Supervisors	DOC has developed supervisory specific training that outlines the duties and responsibilities for each category of supervision such as Majors, Captains, and Lieutenants. The packets include samples of incident reports, disciplinary reports, master rosters, daily reports, and other shift related reports that supervisors need in the performance of their daily functions.	Performance improvement and professional development.
Field Training Officer Initiative	DOC has developed a Field Training Officer Program (FTO). The objective of this program is to enhance Officer Recruit Training by providing recruit officers with on-the-job training with a seasoned and professional senior operational staff member.	This training program further the recruits education of DOC's best practices and current policies and procedures. The training will also allow recruits to correctly apply concepts learned in the classroom to field training.
Enhance the Emergency Response Team and Its Training	DOC has increased recruitment efforts for the Emergency Response Team. The agency will continue to recruit and maintain highly-trained professionals and motivated staff.	This team is able to mobilize and respond quickly to restore order within the facilities and assist with specialized departmental operations as needed.
Enhance the K-9 Program	The agency has recruited, selected, and trained additional canine handlers to fully staff the Canine Unit. This will provide coverage to both facilities across all shifts. DOC has evaluated, selected, and trained additional detection candidates. DOC now has a Drug Enforcement Administration and District of Columbia Health Department Controlled Substances license and as a result has implemented a full in-house canine training program with the ability to assist other agencies with canine certifications.	Enhanced interdiction capabilities to deter, detect, and confiscate contraband.

INITIATIVE	DESCRIPTION	EXPECTED RESULTS
Enhance the Contraband Interdiction Team and Training	Contraband Interdiction Team members are properly trained and equipped to “strategically respond” to search for and gather contraband and intelligence.	The results of this program have already provided an increased recovery of targeted contraband where information was gathered by intelligence such as a cell phone watch, controlled dangerous substances, and gang paraphernalia.
Established an 18-25-year-old unit Young Men Emerging (YME)	This program unit was developed to meet the program and behavioral health needs of inmates who are ages 18 to 25.	Inmates in this unit are offered age-appropriate programming that is geared towards life-skills development, positive behavior intervention, and reentry-focused outcomes.
Established the Transition Center	DOC changed the name of the Intake unit to the “Transition Center”. This is an effort to create a more calming and community-oriented processing environment for the newly arriving inmates. Additionally, the unit’s environment has been lifted and enhanced with the use of art and painting. An additional area of enhancement is the services and programs DOC offers inmates during the intake process. The Transition Center’s expected result is to enhance the environment and intake process for incoming inmates via South 2. The goal is to develop a directional/focused intake environment, allowing inmates to create and receive a roadmap of success resulting from the information obtained during their initial interview and review in the transition center via a Multidisciplinary Team (MDT).	New inmates now have an opportunity to sign up for services and programs before being assigned to their housing unit. At the end of the orientation, inmates may identify and begin participating in the programs and services sooner.
Established the Restrictive Housing Committee	The Restrictive Housing Committee is a multi-disciplinary committee made up of Mental Health, Case Management, Programs, Operations, Social Services and PREA staff.	The Restrictive Housing Committee searches for ways to reduce the use of restrictive housing and successfully reintegrate those inmates already in restrictive housing back to general population units.

31. What are the agency's top five priorities? Please explain how the agency expects to address these priorities in FY19. How did the agency address its top priorities listed for this question last year?

Below are listed DOC's FY18 top five priorities and our progress to date in achieving them. In FY19, DOC will continue to maintain these as priorities as noted:

(1) Create a unified and smoothly functioning DOC culture and operations:

FY18 Initiative	Update	FY19 Focus
Support staff wellness and a unified agency culture.	DOC has incorporated staff wellness events to keep the focus on sustaining a workforce that is well able to perform at its best. Information and linkages to available resources that support physical, emotional, and financial well-being is provided at these events. The Professional Development and Learning Center has a full-service fitness center to support DOC employees. Agency employee appreciation events have been well-attended by all staff, and staff worked together to once again show DOC's heart through their contributions to the DC One Fund. Most policies and procedures apply uniformly at all DOC facilities.	Trauma-informed approaches to both inmate and staff wellness are being explored so that these eventually become a part of agency culture.
Review and revise DOC's program and budget structure to align with new operating mode.	DOC has refined and realigned its program structure to better support effective day-to-day operations. Its current structure is outlined and described in the response to Question #1.	DOC has worked with EOM to ensure that the FY20 budget supports effective agency functioning.
Assess and address human resources and training needs to recruit, retain, and continuously develop a correctional workforce that meets the District's needs and expectations. DOC will create and sustain a workforce well able to execute its mission with excellence and achieve its vision.	DOC began operations at its new Center for Professional Learning and Development in FY18. It is gradually implementing a new approach to providing professional development opportunities for all of DOC's workforce so that all employees are well prepared to optimally function in their positions and continue to hone and develop their skills.	DOC is continuing its efforts to recruit, train, and retain a workforce that meets its needs.

(2) Expand programs offered to DOC inmates as CTF facility spaces become fully available. Collaborate with District agencies and Criminal Justice partner agencies across the spectrum, as well as service providers, faith-based providers, and community-based providers to inform and assist the District in implementing a reentry strategy that best meets the needs of its residents and communities.

FY18 Initiative	Update	FY19 Focus
Develop a mental health treatment community for inmates at CTF.	Plans have been created to implement a mental health treatment community for inmates housed at CTF.	This will be implemented soon after award of the inmate health services contract.

Build and strengthen community partnerships and relationships with reentry supportive service providers.	The United Planning Organization has already recruited over 121 participants to support the Second Chance Act-funded Reentry Project Study that will measure the effect of mentoring and intensive case management on reentry success in a randomized control study. DOC continues to build and strengthen relationships with not-for-profit and faith-based providers operating in the reentry support space in the community and its annual volunteer appreciation event honors the over 350 volunteers who provide a variety of programs and services at its facilities.	DOC will continue to build upon its efforts in this area in FY19.
Encourage the development of inmate programs and services with a modular and continuity of service approach so that individuals can pick up where they left off during transitions from jail to community; or, for some individuals, occasionally from community to jail.	DOC remains confident as it talks with various program providers that the concept of modular programming will be more universally embraced as an effective means to provide programs to a primarily pre-trial population with indeterminate lengths of stay.	DOC continues to advocate for the development and implementation of modular programming for individuals at jails in DC and elsewhere, so that reentering individuals can maintain continuity of educational, vocational, and other programs and services that they may have initiated while in custody, upon release to the community.
Implementation of READY Center to expand the continuum of reentry services provided in the District.	Having successfully initiated a soft-launch of the READY Center in October 2018, DOC conducted a ribbon cutting of the READY Center on February 12, 2019. READY	Initiate operations at the co-located Video Visitation Center and READY Center facility on the DOC campus. .
Rethink inmate housing strategy. Develop and implement new good behavior incentives for inmates that support housing more inmates and deploying more staff at the CTF to more fully utilize it.	DOC has expanded the use of the CTF, with 24 of 27 housing units and all available programming spaces now being fully used for housing inmates and/or provision of programs and services, including some education programs offered in a co-educational setting.	DOC continues to pilot and implement innovative inmate programs and services in formats such as tablet-enabled programming, to support its effort to expand the reach of reentry supportive programs to

(3) Procure goods and services effectively:

FY18 Initiative	Update	FY19 Focus
Formulate and release a competitive solicitation for comprehensive inmate health services.	DOC released the RFP and received responses to the solicitation.	DOC anticipates that the inmate health services contract will be awarded by Q3 FY19.

Procure inmate pharmaceuticals in a more cost-effective manner.	In July 2017, DOC began procuring inmate pharmaceuticals through the 340-B pricing program available to Unity Health Care, Inc. This action, together with improvements in the inmate pharmaceutical packaging and distribution process, resulted in about \$750,000 saved in FY18, despite unexpected increases in cost of medications.	DOC's new health services contract will continue to emphasize the importance of frequent formulary review, good packaging and distribution practices, and will include a provider that supports procuring medicines through the 340-B program.
Implement consolidated agency-wide warehouse operated in-house.	DOC successfully assumed operation of its in-house warehouse in FY18. The warehouse is collocated with the Professional Development and Learning Center and Fleet Management Center and provides centralized receiving and distribution of all agency goods procured. The coordinated efforts of the warehouse, requisitioners, procurement, and budget specialists ensured effective budget monitoring and utilization in FY18.	DOC will continue its well-coordinated efforts in this area.

(4) Engage in needed strategic planning to improve agency operational effectiveness.

FY18 Initiative	Update	FY19 Focus
Improve emergency planning and risk management capability.	Additional DOC staff are receiving training in emergency planning and risk management strategy.	This will continue to be an ongoing agency initiative.
Improve professional development with enhanced curricula in a new facility.	DOC is engaged in strategic planning from the ground up through its recently implemented DOC Stat process and has made progress in proposing long term goals and plans for the professional development division and support services division. DOC is actively working on strategic planning for expansion of programs.	DOC will be working with its Programs and Case Management division to develop a strategic plan to expand the reach of programs and services in a planned and phased way so that proportionally more inmates at both facilities are served over time.

Engage in development of an information systems and services strategic plan.	Once DOC's information system upgrade for its offender management system completes the procurement cycle and the technology backbone is established, DOC will commence strategic planning for information systems and services.	DOC hopes to complete the award of the Offender Management System procurement in FY19.
--	---	--

(5) Enhance preventative maintenance program for DOC facilities.

FY18 Initiative	Update	FY19 Focus
Enhance preventative maintenance program for DOC facilities	DOC is enhancing the agency's long-term facilities maintenance strategy. The agency has reviewed and revisited preventative maintenance and routine service contracts in FY2018.	Preventative maintenance will continue to be a focus in the foreseeable future.

32. Please list each new program implemented by the agency during FY18 and FY19, to date. For each initiative, please provide:

- a. A description of the initiative;**
- b. The funding required to implement the initiative; and**
- c. Any documented results of the initiative.**

Listed Below is DOC's New Programming for FY18 and FY19, to date:

PROGRAM	DESCRIPTION	REQUIRED FUNDING	RESULTS
Journalism (CTE 209)	This course provides the nucleus for the DOC's student-generated newspaper, <i>The Inside Scoop</i> . Students curate, edit, lay out, and publish each edition of the newspaper while learning the basics of journalism and professional writing, as well as elements of design, such as spatial relationships, typography, and imagery as they apply to practical visual solutions for print applications. Students learn basic design principles employing traditional and digital tools.	Funding costs: Existing teacher and guest instructors added no additional cost. Local business provides all funding for printing and printing materials.	One thousand copies of <i>The Inside Scoop</i> are distributed monthly for inmate use; average of 16 inmates enrolled in course.
Introduction to Telecommunications Technologies (CTE 203)	This course teaches all aspects of connectivity methods in today's world. Students learn the history, theory, and transmission mediums of communications, as well as "smart" technologies found in homes and businesses. This course provides students with the fundamental background and skill sets required to pursue technology-based jobs. Training is conducted on the CTech® Interactive Telecommunications Board, providing students with hands-on experience required to assemble, test, and troubleshoot audio, video, infrared, wired, and wireless connectivity systems. Students prepare for the national industry Telecommunications Technologies certification exam.	Funding costs: Funded with Carl D. Perkins Grant funds. Existing teachers received specialized training also funded by the grant.	This course is the first of a pathway of five courses to be offered in FY19. 100% passing rate on the industry certification exam. Nine men and five women enrolled in first cohort classes.
Network Cabling Copper-Based Systems (CTE 202)	This course provides students with the knowledge and skills needed to become entry-level technicians in the Telecommunications Industry. Students construct, test, and troubleshoot copper-based cabling systems, which are the basis of today's networking, cable television, and satellite communications systems. Training is conducted on the CTech® Interactive Advanced Cable Trainer, providing students with hands-on experience needed to troubleshoot both commercial and residential wiring and cabling applications. Students prepare for the national industry Network Cabling for Copper-Based Systems certification exam.	Funding costs: Funded with Carl D. Perkins Grant funds. Existing teachers received specialized training also funded by the grant.	This course is the second of a pathway of five courses to be offered in FY19. 100% passing rate on the industry certification exam. Nine men and five women enrolled in first cohort classes.

PROGRAM	DESCRIPTION	REQUIRED FUNDING	RESULTS
Network Cabling Fiber Optic Systems (CTE 201)	This course provides students with the theoretical and hands-on knowledge of Fiber Optics. Students learn the basics of cable termination, testing, and troubleshooting while using high-tech analysis equipment. Students are placed in real-world scenarios with an emphasis on critical thinking, problem solving, and proper cable construction, preparing them to secure employment as entry-level technicians in positions involving fiber optic connectivity as found in commercial and residential applications. Students will learn the theory behind fiber optic transmission systems as well as practice required skills for effective fiber cable termination and splicing, cabling standards, optic loss budgets, cable routing and placement, and testing and troubleshooting of fiber optic cabling systems. Training is conducted on the CTech© Interactive Cabling Board.	Funding costs: Funded with Carl D. Perkins Grant funds. Existing teachers received specialized training also funded by the grant.	This course is the third of a pathway of five courses to be offered in FY19. Nine men enrolled in first cohort class (female cohort is currently on second course).
Reentry Ventures Entrepreneur Course (CTE 211)	This self-paced entrepreneurship course is a pilot program for Fall 2018, teaching students how to take an idea and start a business they can launch once they return home. The course assists students in developing and enhancing job skills necessary for employment, including a step-by-step startup plan. Post-release, participants receive membership in the course, allowing continued access to course material, as well as a community of mentors and online support and marketplace. The DC DOC, Reentry Ventures, American Prison Data Systems, and the DC Department of Small and Local Business Development have partnered to provide pre- and post-release support for DC returning citizen budding entrepreneurs. All course work is delivered and completed on a secure Android tablet supplemented by face-to-face workshops. Course can be completed in 4-8 weeks.	Funding costs: No associated costs. APDS and Open for Business Ventures provided the course curriculum, tablets for the pilot program, and covered the cost of tuition.	19 inmates enrolled, 16 completed, 2 participants continued course post-release.

PROGRAM	DESCRIPTION	REQUIRED FUNDING	RESULTS
Georgetown University (POST) 405)	These are college-level courses that are offered to inmates but do not result in college credit. The courses offered each semester vary. Instruction is presented by GU professors at the DOC per the college schedule each semester.	All costs for student materials and instructors are provided by the university. DOC College Administrator funded through an existing FTE.	171 inmates have participated.
Georgetown University's Music Production and the Carceral Soundscape	In this class, students study sound and produce music with recording equipment. A major component of the class is producing music and sounds to be used in the jail in cooperation with the administration. Projects are used to enhance life for residents and staff.	Some recording equipment provided by the university. Instructor also provided by the university. Funding for full complement of recording equipment is pending grant funds.	There are 43 students currently enrolled.
Georgetown University Street Law (POST 407)	Previously only offered to juveniles, this course was offered to adult inmates for the first time in FY18. Street Law is a year-long introduction to legal concepts and analytical skills. Students focus on concrete issues of law that relate to their own lives. Students are expected to prepare papers and presentations and engage in debates, simulations, and negotiations on issues of law. As a result, students will gain practice in addressing questions to which there are no definitive answers, but which must be supported by strong analysis and evidence. A major part of the course is mandatory participation in the mock trial competition	There are no associated costs. The university provides instructors and participant materials.	There are 17 inmates enrolled in course and 17 inmates participated in the Mock Trial event.

PROGRAM	DESCRIPTION	REQUIRED FUNDING	RESULTS
University of the District of Columbia Guest Services Professional and Hospitality Career Pathway (CTE 210)	This course was expanded in FY18 to recruit the female population and to encompass additional skills for the hospitality and tourism career cluster. The Guest Services Professional course is taught in-person by UDC instructors and provides instruction and hands-on training to prepare students for careers in the hospitality industry and for successful achievement of the Certified Guest Service Professional (CGSP®) certification. CGSP® designation provides recognition for those individuals that know how to achieve and express exceptional service by engaging with their guests and creating memorable experiences. Recognized worldwide, the CGSP® designation is the highest acknowledgment of awarding-winning guest service for employees in the lodging industry. UDC also provided a career fair day in connection with the courses offered in the DOC.	No associated costs. University provides instructor and student materials. DOC College Administrator funded through existing FTEs.	There are 63 female inmate participants (UDC did not report on certification passing rate); 96 participants (male and female) UDC Career Fair.
Master Classes (MS501)	These events are offered regularly to all residents and are geared to subjects that prepare participants for post-release transition to career pathways, employment, post-secondary opportunities, entrepreneurship, and employability soft skills necessary to attain and sustain employment. Local industry partners provide interviewing skill instruction and mock interviews that culminate in inmates interviewing for open positions. Master Classes also include premier film showings that are relevant to residents. These events are posted and advertised prior to occurrence.	There are no associated costs. Industry partners provide all participant materials.	1,173 inmates participated in FY18; 183 inmates have participated in Q1 of FY19.
Legislative Theatre	Legislative theater takes interactive forum theater exercises from the stage into the real world – as a tool for proposing and enacting legislative and policy changes at any level of government. Students act out legal scenarios to brainstorm alternatives to criminal justice problems. At the conclusion of the course, policy-makers are invited to present proposals based on the class's collective ideas, followed by a group debate and vote on all proposals. Led by Bryonn Bain of UCLA, Howard, Yale, and Georgetown University Law faculty, Kennedy Center performing arts staff, Legislative Theatre combines advocacy with fine arts.	No associated costs. Presenters provide all participant materials.	38 students have participated.

PROGRAM	DESCRIPTION	REQUIRED FUNDING	RESULTS
American University Inside/Out Prison Exchange (POST 403)	Beginning with Q1 of FY19, American University offers college-level courses that do not result in college credit through the Inside-Out Prison Exchange Program. Courses are presented face-to-face by university professors and are also attended by AU students. Inside-Out courses facilitate dialogue and education across profound social differences, bringing traditional college students and incarcerated students together for semester-long learning opportunities. Discussions of current, relevant topics around social and criminal justice ignite enthusiasm for learning, help students find their voice, and challenge them to consider what good citizenship requires. Semesters are 15 weeks.	There are no associated costs. University provides instructor and student materials. DOC College Administrator funded through an existing FTE.	There are 16 students currently enrolled.
Individualized GED™ Preparatory Tutorial Program (ACAD 111)	Designed for students enrolled in the GED™ preparatory course at CDF. The Petey Greene Program supports the academic goals of students by providing one-on-one or small group instruction once a week in the afternoon and once a week during the evening. The tutors are motivating, encouraging, and supportive of individual needs to further academic goals. Instructional support also offered to English as a Second Language students.	There are no associated costs. The Petey Greene Program provides instructors and any student materials to supplement DOC funded class materials.	There are 40 inmate participants.
Free Minds Club de Libras!	Weekly or bi-monthly gatherings where Spanish language students read and discuss contemporary literature, attend author visits, and explore literary endeavors through their own writing. Free Minds Book Club facilitates.	Approximately \$1000 per year for books.	There are currently 15 inmates participating in inaugural program session.
Thinking for a Change (T4C) (CI 301)	Taught by a DOC instructor who is also a returning citizen, participants explore taking control of their lives by taking control of their thinking. The main goal of T4C is to effect change in thinking so that behavior is positively impacted. This course is an integrated cognitive behavioral change program developed by the National Institute of Corrections that incorporates research from cognitive restructuring theory, social skills development, and the learning and use of problem-solving skills. Participants work to improve their relationships, employability, employment sustainability, self-advocacy skills, and general well-being by exploring behavioral theory and positive behaviors. Students complete the entire 30 session course (8-10 weeks) in a closed enrollment, cohort system.	T4C is an NIC-funded curriculum, so student materials and instructor training are provided at no cost to the DOC. DOC instructors are funded through existing FTEs.	24 inmates are participating currently in the first two cohorts of this program.

PROGRAM	DESCRIPTION	REQUIRED FUNDING	DOCUMENTED RESULTS
Young Men Emerging Program	Please see response to question #41.	Programming is provided by volunteers receiving external funding	DOC is developing metrics for evaluation of the program
Quenching A Father's Thirst	This program works with Emerging Adults (18-25 years old) in developing techniques of how to be a better father and teaching coping skills for young men who grew up in homes without fathers.	Programming is provided by volunteers receiving external funding	Program is evidence-based with pre-and post-tests
Inside Out Dads	The Inside Out Dads Program is an evidence-based fatherhood program that teaches men the dynamics of being a man/father.	Programming is provided by volunteers receiving external funding	Program is evidence-based with pre- and post-tests
Empowerment Sessions	The Transition Assistance Program (TAP) incorporated two sessions monthly where outside providers; working professionals, community notables, and returning citizens facilitated motivational/empowering discussions with the population.	Programming is provided by volunteers receiving external funding	Not applicable
Money Talks	Money Talks is a financial literacy group that was started to target financial stability and decrease exploitation of the mental health population. This group teaches women how to manage their income, how to set up bank accounts, and holds discussions around setting up representative payee for their social security benefits and how to do online banking to keep account of what is being spent from their accounts by their rep payee.	Programming is provided by volunteers receiving external funding	Not applicable
Yoga District	These meditation and yoga groups were started to assist the mental health and restrictive housing populations with emotional stability and coping in a more isolated setting in the jail. The group teaches meditation, relation and breathing techniques.	Programming is provided by volunteers receiving external funding	Not applicable
HIV/Women's Wellness	The HIV/Women's Wellness groups are gender-responsive health education groups that discusses STI, high risk behaviors, HIV, contraceptives, and overall women's wellness.	Programming is provided by volunteers receiving external funding	Not applicable

PROGRAM	DESCRIPTION	REQUIRED FUNDING	DOCUMENTED RESULTS
Domestic Violence Groups	Community and Family Life Services (CFLS) started domestic violence groups to assist women with basic knowledge of what domestic violence is, how to identify different forms of abuse that are not direct physical abuse, and how to develop a safety plan to get help	Programming is provided by volunteers receiving external funding	Not applicable
Work Readiness Program for Women (DOES)	The Department of Employment Services in partnership with DOC opened the new work readiness program for women. This program focuses on work skills, career and job readiness, resume building, and writing and interview skills. There is also an outside component where our population can continue the program after returning to the community and be connected to subsidized and unsubsidized employment.	DOC has an MOU with DOES for services with a not-to-exceed amount of \$80,077.71 for FY19	DOES conducts an assessment of work readiness related skill at the beginning and the end of each cohort.
Women Involved in Reentry Efforts Book Club	This program facilitated by the WIRE is a book club for women to engage in a critical dialogue about a book entitled <i>Becoming Ms. Burton</i> . This discussion targets women returning to the community.	Programming is provided by volunteers	Not applicable
Industrial Bank	This group's focus is to teach inmates how to establish bank accounts, and about savings, the home buying process, effective communication, investing money, and credit building and repair.	Programming is provided by volunteers	Not applicable
Far S.E. Family Strengthening Collaborative	This program works with women to identify and establish healthy familial relationships. There was a father daughter dance at the end of this eight-week program.	Programming is provided by volunteers receiving external funding	Not applicable
Ready Set Grow	This program hosted and facilitated by Hope Foundation Reentry Network. Community partners come to provide discussions about small business and, entrepreneurship life skills mentoring, etc.	Programming is provided by volunteers	Not applicable
Turn Around Tuesdays	Turn around Tuesdays is a life skills group hosted by Hope Foundation that targets the challenges and difficulties faced by our Emerging Adult population	Programming is provided by volunteers	Not applicable
Music Studio	Comedian Joe Clair has partnered with DOC to develop a music/entrepreneurship program. This program teaches basic music skills and concepts. This program introduces the population to the music industry and shows them how to start and brand their own labels.	Programming is provided by volunteers	Not applicable

PROGRAM	DESCRIPTION	REQUIRED FUNDING	DOCUMENTED RESULTS
NA/AA Groups	Narcotics Anonymous and Alcoholics Anonymous uses a traditional 12-step model that has been expanded and developed for people with varied substance abuse issues and has an incarcerated population component as well.	Programming is provided by volunteers	Not applicable
Girl Scouts of America	This program was established to reengage women and their children while incarcerated. Family Connection and relationship building were key components of this program.	Not Applicable	Not applicable
Credible Messenger	In partnership with DYRS, this program provided a 40-hour training curriculum to certify and credential residents participating in the Young Men Emerging Program as mentors.	DYRS offered the training at no cost to DOC.	Not applicable
Men of Strength	This program's goal is to assist young men with personal development. The group works towards recognizing toxic masculinity, dispelling that toxic masculine façade, and replacing it with more appropriate masculine behavior.	Not Applicable	Not applicable
Inside Out Program HU	The program was hosted by Howard University and Nick Cannon. This program engaged emerging adults and juveniles through art by teaching them how to communicate and express themselves through music and art.	Programming is provided by volunteers receiving external funding	Participants completed course work

33. What are the top metrics regularly used by the agency to evaluate its operations? Please be specific about which data points are monitored by the agency.

DOC uses the following metrics to evaluate agency operations:

DOC publicly reports 20 Key Performance Indicators (KPI) and more than 50 workload measures that together provide considerable information on agency operations, as outlined in our responses to questions #20 and #21. These are aligned along the eight dimensions of correctional performance outlined by Wilson in the 1970's. They include measures of:

- Institutional safety (assault rates);
- Facility conditions (Priority 1 Maintenance and Repair Completion Rate);
- Inmate Concerns (Inmate Grievance Resolution Rates);
- Critical Records Processing Errors (Delayed and Erroneous Release Processing Rates); and
- Program Effectiveness Rates for Reentry and RSAT programs, Pass Rates for GED programs.

The 50 workload metrics provide context for the 20 KPI's, so that the data can be considered within the constraints within which the agency must operate. Please refer to DOC's FY18 PAR for all workload measures. The median length of stay (LOS), proportions of inmates diagnosed with serious mental illness, total inmate movements, total records processed, and sentences computed provide some context for the both the positive differences made and the errors committed, due to the magnitude of items involved and the manner that work is accomplished. Within the agency, KPI's are primarily reported on a monthly basis, though some are reported on a quarterly basis, and a rare few on an annual basis, and we use them to keep a pulse on performance. Workload measures are collected and reported quarterly.

Finally, through periodic DOC Stat processes, Division Heads use their data that include these and other metrics to present on how they are approaching or progressing on key divisional initiatives of interest to the DOC Director, executive staff, and peers. In this way DOC utilizes available data to understand and solve problems and propose solutions and strategies for improving operations.

34. Please list any task forces and organizations of which the agency is a member.

DOC participates in the following organizations:

The DOC is a member of:

- The CJCC and its various committees and subcommittees
- The District of Columbia's ReEntry Taskforce
- The Association of State Correctional Administrators
- The Metropolitan Washington Council of Government's Corrections Chiefs Committee and subcommittees
- The American Correctional Association and its various committees and subcommittees
- US Marshals Service C10 Committee (member)
- The Large Jail Network-(National Institute of Corrections)

The DOC is represented on:

- The District of Columbia Sentencing Commission
- The Domestic Violence Fatality Review Board
- The Jails Research Network hosted by the US Department of Justice's Bureau of Justice Statistics

DOC is affiliated with:

- National Commission on Correctional Healthcare (accrediting body)
- DC Coalition Against Domestic Violence
- National Institute of Corrections
- National Resource Reentry Center
- PREA Resource Center

35. Please explain the impact on your agency of any legislation passed at the federal level during FY18 and FY19, to date, which significantly affected agency operations.

There was no federal legislation passed during FY18 and FY19, to date, which significantly affected agency operations.

36. Please identify all electronic databases maintained by the agency, including the following:

- a. A detailed description of the information tracked within each system;**
- b. The age of the system and any discussion of substantial upgrades that have been made or are planned to the system.**

Please see table below for DOC response:

Dataset Name	In service since	Brief Description of the Dataset	Upgrades Made or Planned
JACCS	2000	The Jail and Community Correction System (JACCS) application stores inmate related information in an Oracle database. The information includes inmate booking, charges, money transactions in custody, education, employment, social visitation information, etc. The database is also used to generate numerous reports for related departments to use.	JACCS application was upgraded in August 2018 from version 6.1.1 to version 7.8.1 and the Oracle version from 11.2.0.1 to 11.2.0.4. The hardware was also upgraded at that time.
Centricity Electronic Medical Records (EMR)	2003	Medical staff uses GE Medical Software (Centricity) to store patient and medical institution records. It offers physicians a comprehensive system to keep track of inmates' health records and medicines.	Centricity was last upgraded in September 2016, both the application and the hardware.
Release Processing	2005	Release Processing is a workflow management application to ensure compliance at the time of release from DOC. It is used by the Records Office and R&D to prepare release documents for inmates.	This program currently runs on Lotus Domino Server v6.5
Incident Tracking	2011	This system is a Repository of Institutional Incident Information and impacts the agency's management control. Incident Tracking keeps all records of all incidents which happen in the jail.	There is a plan to retire the Lotus Notes Database and move to web-based incident tracking this year.

37. Please provide a detailed description of any new technology acquired in FY18 and FY19, to date, including the cost, where it is used, and what it does. Please explain if there have there been any issues with implementation.

The new technology acquired in FY18 is Remote Video Visitation. It was of no cost to DOC and is used for inmate families to schedule a video visit from their homes to the inmate. Visitors are charged a fee for remote video visits. There were some bandwidth issues which were resolved by placing the Audio/Video Flash server at the perimeter network.

38. Please provide an update on the following initiatives, including: the duration of the initiative; the cost of the initiative; the source of funds for the initiative; the frequency of the initiative; whether or not the initiative is currently taking place at the juvenile unit at CTF; and, if the initiative or programming has ceased, the reason for concluding the initiative or programming:

- a. END SILENCE: Youth Speaking Up About Sexual Abuse in Custody;**
- b. Free Minds Book Club & Writing Workshop;**
- c. Residential Substance Abuse Treatment (“RSAT”);**
- d. Mindfulness Meditation;**
- e. Criminon;**
- f. Women’s Wing; and**
- g. Alliance of Concerned Men life skills sessions.**

PROGRAM	PROGRAM DESCRIPTION	PROGRAM LENGTH	PROGRAM FREQUENCY	PROGRAM COSTS	ACTIVE PROGRAM
END SILENCE: Youth Speaking Up About Sexual Abuse in Custody	End Silence was presented to each youth at the time of orientation into the unit as part of their intake process. They received the cartoon booklet and watched the PREA video.	Not applicable	At each youth orientation.	Programming was provided by volunteers.	No. DOC no longer houses juveniles.
Free Minds Book Club & Writing Workshop	This Program provides services and programming to the CTF/CDF on the YME and GED Units	Ongoing	2x Weekly	Programming is provided by volunteers with external funding.	Yes
Residential Substance Abuse Treatment (RSAT)	The RSAT Program is a Level 3.1 Clinically Managed Residential Substance Abuse Treatment Program that is funded through DOC’s Budget and supplemented through OVSJG grant funds. This therapeutic program provides treatment to men and women in DOC’s custody.	16 weeks	Ongoing	Programming is provided by volunteers. \$104,000 for FY19.	Yes
Mindfulness Meditation	This program has been expanded to the UME Unit and the DOES Work Readiness Program for men. DOC has also partnered with Yoga District to expand the groups to CDF and CTF men’s and women’s programs. These providers come on a voluntary basis.	Ongoing	7 groups meet weekly	Programming is provided by volunteers with external funding.	Yes

Please see table below for response:

Criminon	This program provides life skills groups to the CDF population and is run by volunteers.	Ongoing	Weekly	Programming is provided by volunteers with external funding.	Yes
Women's Wing	This is a voluntary group that facilitates life skills groups to both men and women at the CTF. The Women's Wing program expanded their services to include YME and TAP.	Ongoing	6 groups meet weekly	Programming is provided by volunteers with external funding.	Yes
Alliance of Concerned Men Life Skills Sessions	This organization provides life skills and anger management training to men at the CDF.	Ongoing	Weekly	Programming is provided by volunteers with external funding.	Yes

39. Please provide a description of any other programs not listed above currently being implemented at DOC.

CORRECTIONAL TREATMENT FACILITY

PROGRAM	PROGRAM DESCRIPTION	LOCATION/AREA
Collaborative Solutions for Communities	Gender-specific life skills groups provided to the women's populations to discuss women's issues and concerns.	Better and Beyond
Healing Circles (Collaborative Solutions for Communities)	This is a guided group where women who desire to reunify with their children are coached on forgiveness and communication, first independently, and then with their children.	Better and Beyond
2 nd Chance Mom's Program (Collaborative Solutions for Communities)	This program is grant funded and targets moms that are Emerging Adults (ages 18-25) providing family reunification with their minor children. Healing circles are providing for the families to engage and/or reengage their children.	Women's Programs
Re-entry Case Management (Community Family Life Services)	Intensive case management services to include linkages and referrals are provided to women who are pretrial or misdemeanor returning back to the community within the next 90 days.	Better and Beyond
Community Mediation and Family Reunification Program	Community Mediation groups provide peer mediation for men and women who have unresolved conflict with others in the community.	Legal Visit Room
Ex-Offenders Anonymous	Recovery Support Groups are offered to men and women who have substance use disorders in the RSAT Program.	Male and Female RSAT
Greater Mount Calvary	This is a life skills group facilitated with the men and women in the facility. It is designed to touch on managing real life issues from biblical and life coaching principles.	Transitional Assistance Program (D2B)/Male RSAT (C3B); Female RSAT (E2B)
In2Work Program (ARAMARK)	The In2work Culinary Arts Program is a 5-week vocational course where students prepare to sit for their food handlers Servsafe license.	Women's Programs/ Chapel Conference Room (Men)
House of Ruth	This is a housing program for women, children, and families that come in and interview women to prepare them for transition back to the community.	Women's Programs
Insight on the Inside	Yoga and meditation groups are offered to men and women in the facility on program units to promote health, address anger and aggression, and teach relaxation techniques.	Male RSAT / Women's RSAT
Lorton Art	This is a Therapeutic Art class designed to use art therapy as a means of expression, coping, and communication.	Female Mental Health/ Transitional Assistance Program
Prison Smart	This is an evidence-based program that uses meditation and breathing techniques throughout jails and prisons nationally and internationally to assist with a decrease in anxiety and provide emotional wellness during incarceration.	Women's Programs/Transitional Assistance Program
The Hope Foundation Network	This group provides recovery support to men and women who have had histories of substance use and are now maintaining their sobriety.	Female RSAT

PROGRAM	PROGRAM DESCRIPTION	LOCATION/AREA
The Hope Foundation Reentry Network	This group provides substance use education to men and women who have used, may have a desire to use, or are at high risk of using due to their community environment.	Female RSAT/Transitional Assistance Program/Women's General Population/ 50 & over population/Emerging Adults
The Hope Foundation Reentry Network	The anger management groups assist men and women in the treatment unit with coping skills and conflict resolution techniques.	Female RSAT/Transitional Assistance Program
The Hope Foundation Reentry Network	This is an evidence-based parenting program that deals with the intricate challenges that African American/Black parents face and teaches effective parenting skills.	Female RSAT
Thrive DC	This program is a hands-on re-entry program that assists women with preparing to return to the community.	Better and Beyond
Voices for A Second Chance	VSC provides a group in life skills to women that deals with their emotional stability and reentry into the community.	Better and Beyond
1 st Responder (Voices for A Second Chance)	This program assists our residents with property management, storage, and pick up in the community. The program also assists the residents with keeping connected with their families while incarcerated, and provides assistance with social security cards and birth certificates.	Women's Programs/Transitional Assistance Program
Community Family Life Services	This is a work readiness program that assists women with job coaching, job placement, interview skills, verbal and non-verbal communication skills, and how to maintain a job in the community. Women and also continue in the program after reentry.	Women's Programs

CENTRAL DETENTION FACILITY

PROGRAM	PROGRAM DESCRIPTION	LOCATION/AREA
Catholic Prison Services	This is a mentoring program for men at the CDF where they are connected with volunteers to assist them.	CDF Chapel Area
DC Alliance	Life Skills groups are conducted with men in max units.	Mental Health & Mental Health Stepdown Units
DC Alliance	Anger Management groups are facilitated to teach coping skills with men at CDF.	Max General Pop.
Episcopal Diocese of Washington	Mentoring/Spiritual Counseling from a biblical perspective is provided to men at CDF who are of interdenominational faiths.	CDF Chapel
Free Minds Book Club and Workshop	Creative Writing classes and a book club are offered to men in the GED Unit.	GED Unit
GED Tutoring	Tutoring services are provided to men in the GED unit.	GED Unit
George Washington University Medical Center	Life skills groups are taught by a student from Georgetown Medical to include a mental health and medical component.	CDF Chapel
Greater Mt. Calvary Holy Church	This is a life skills group facilitated with the men and women in the facility. It is designed to touch on managing real life issues from biblical and life coaching principles.	CDF Chapel
Behavioral Health Unit	Group/Individual Therapy is provided by the Behavioral Health Unit.	CDF Chapel/ Units
In2Work Culinary	The In2work Culinary Arts Program is a 5-week vocational course where students prepare to sit for their food handlers Servsafe license.	CDF
Lorton Art	This is a Therapeutic Art class designed to use art therapy as a means of expression, coping, and communication.	Mental Health Unit
Manpower	A group of men from the community partners to provide manhood, parenting, and empowerment group sessions to men at the CDF.	CDF Chapel
Narcotics Anonymous	This group provides a guided process to substance use prevention and maintenance of recovery.	CDF Chapel
Petey Greene Program	Outside providers come in and provide tutoring services to the residents of the GED Program.	GED Unit
The Hope Foundation Reentry Network	This group provides substance use education to men and women who have used, may have a desire to use, or are at high risk of using due to their community environment.	CDF Chapel; Max Custody Units

CENTRAL DETENTION FACILITY (continued)

PROGRAM	PROGRAM DESCRIPTION	LOCATION/AREA
Virginia Williams Hands on Ministry	This program provides housing counseling and reentry support to men and women returning to the community. This program also provides mentoring.	CDF Chapel/ Units
Voices for A Second Chance	VSC provides a group in life skills to the women that deals with their emotional stability and reentry into the community.	Case Management
Voices for A Second Chance	This program assists our residents with property management, storage, and pick up in the community. The program also assists the residents with keeping connected to their families while incarcerated, and provides assistance with social security cards and birth certificates.	Case Management

40. Please provide an update on the Portal of Entry program.

- a. Has the program begun serving clients? If so, how many has the program served? If not, when will the program begin serving clients?**

The Portal of Entry program was renamed the “Resources to Empower And Develop You,” or “(READY) Center” and began serving participants as part of our “soft launch” phase effective October 1, 2018. As of January 31, 2019, the READY Center had engaged 279 participants. The official ribbon cutting to launch the READY Center was held on February 12, 2019.

- b. Have the FTEs funded for the Portal been hired by the relevant agencies? If so, how many, what are their roles, and at which agencies are they located? If not, what is status of the hiring process for each?**

The fifteen (15) FTEs funded for the READY Center have been hired by the relevant agencies, and additional vacancies that have opened within DOC are currently in the process of being posted.

Agency	Positions	Status of Vacancies
Department of Human Services (DHS)	Vocational Development Specialists (4)	No vacancies
Department of Employment Services (DOES)	Workforce Development Specialist (1)	No vacancies
Department of Behavioral Health (DBH)	Social Worker (1) Mental Health Specialist (1) Peer Support Specialist (1)	One (1) vacancy Peer Support Specialist
Department of Motor Vehicles (DMV)	Legal Instrument Examiners (1)	No vacancies
Department of Corrections (DOC)	Director (1), Deputy Director (1), Program Analysts (4)	There are currently four vacancies, DOC is in the process of interviewing candidates for the Director and Policy Analysts (2).

- c. Have metrics for success of the program been identified? If so, what are the metrics? If not, what is the status of this process, and when will it be completed?**

DOC is currently establishing a baseline for success in relation to READY Center engagement.

- d. Has a reporting structure for the program been finalized? If so, what is this structure? If not, what is the status of this process, and when will it be completed?**

DOC works in collaboration with the READY Center partner agencies to shape the processes, policies, and outcomes of the Center. Each agency maintains its own personnel protocols. However, DOC is responsible for the daily on-site oversight of the Center. DOC holds regular meetings with the partnering agencies to ensure that the organization, protocols, and outcomes are consistent with the READY Center expectations.

- e. Has DOC engaged stakeholders and members of the returning citizen community in the implementation of this program?**

DOC has engaged stakeholders and members of the returning citizen community as both staff and programmatic support. Also, DOC and partnering agencies hired returning citizens to support the Center.

- f. How will the Office on Returning Citizens Affairs be involved with this Program?**

MORCA is a partnering agency. Post-release services are referred to MORCA for case management, and on-going wrap-around community supports and services.

- g. How much was expended on the Portal in FY18? FY19, to date?**

\$1.3M in capital funding was expended for the building that houses the READY Center between FY18 and FY19. The FY18 budget supported six FTEs and approximately \$130,000 in NPS support, and the FY19 budget supports 6 FTEs and approximately \$215,000 in NPS funds.

41. Please provide a description of the “Young Men Emerging” housing unit.

The Young Men Emerging (YME) Program is a housing unit dedicated to young adult male offenders aged 18-25 years old. Young people are recognized as adults at the age of 18, but emerging science about brain development suggests that most people reach full maturity at the age of 25. Most of the privileges and responsibilities of adulthood are legally granted by the age of 18, such as voting, enlisting in the military, living on one's own, but a growing body of science says that is not the true age of maturity. Those critical parts of the brain involved in decision-making are not fully developed until years later at the approximate age of 25.

Among the things that the YME offers to these young men include education, job training, entrepreneur training, life skills, parenting skills, college level courses, mentoring, mental health, medical health, and financial literacy. Participants also take part in discussions that center around topics of relapse prevention, anger management, wellness, and gratitude journaling. The goal is to address the reentry needs of this population prior to release.

There are several qualifications that must be met in order to be considered for the YME Unit. First, interested men must be between the ages of 18-25. Second, candidates should exhibit a positive attitude and a willingness to participate in all programs, groups, and classes. Custody level is a factor in eligibility for this program as well.

a. How many inmates have participated? How many are mentors, and how many are mentees?

There have been 116 participants total that have been served by the YME Program (7 mentors, 109 mentees) since February 1, 2018.

b. Has the program been successful? How has success been measured?

The YME program has been successful in directly targeting young adults for programming. DOC had never targeted and provided specific programming to emerging adults in our care and custody; however, under the leadership of Director Booth, a need was recognized and immediately implemented to address this ever-growing population in the criminal justice system. For the program's first year, the measurement of success was the implementation and sustainability of the program unit, and now DOC is beginning to develop additional metrics to evaluate the success of the program over time, to include, but not limited to: participant recidivism, the number of disciplinary reports, and the number of participants who are removed from the program due to noncompliance.

c. What are DOC's plans, if any, to expand the program or sustain it if the mentors are released? Does DOC plan to bring other mentors into the unit from the CDF?

DOC currently works with the 18-25-year-olds in preparation for transition into the YME Program and plans to complete a study on how to implement a similar program for other 18-25-year-olds within DOC Custody. The agency is constantly recruiting new mentors for the program and other program units. As mentors in the YME Program are released, candidates from CDF and CTF who are identified will be trained and serve as mentors in the YME Program.

42. How many inmates are currently housed in the CDF and CTF, respectively, on a writ from Superior Court for sentence modification under the Incarceration Reduction Amendment Act of 2016 (“IRAA”)?

Currently, there are 24 inmates on an IRAA writ. The inmates are housed as follows: CDF: 15; CTF: 9.

a. What issues have arisen with BOP when these inmates have been released, thus far? Have any been held in the Jail after their release date due to BOP delays?

DOC’s IRO division has reviewed records to determine whether there have been any problems or issues with releases due to a delay from FBOP, and we have concluded there have not been.

43. Please provide an update on DOC's partnership with Georgetown University. How many inmates have participated? What are DOC's plans, if any, to expand the program?

Georgetown University's partnership consists of the GU Martin Tankleff Prison Scholars Program, which had an enrollment of 13 for FY18; the Music Production and the Carceral Soundscape Program, which had an enrollment of 43 for FY18; the Georgetown University Street Law Program, with 17 enrolled for FY18; and the Georgetown University Non-Credit Program in which there were 139 enrolled for FY18.

DOC plans to expand the program by increasing course offerings and student enrollment as space and resources will allow. DOC has already increased enrollment for the credit program to 20 students this semester and has implemented a GED and university tutoring program also for this semester. Please see the response to question 32 for more information.

44. Please provide an update on the specialized step-down unit at CDF.

a. How many inmates are currently participating?

There are currently 15 DOC residents participating in the specialized step-down unit at CDF.

b. How many inmates have participated in the SDU since its inception?

Since the SDU inception there have been 148 residents who received services.

c. How many inmates have graduated from the SDU, by month, in FY18 and FY19, to date?

The program runs a total of nine weeks and currently 148 inmates have participated to some extent and 40 have fully completed the entire nine weeks. There are other residents who have been transferred out of the unit for various reasons prior to completion such as: released to the community; transferred to the FBOP; transferred to another program (GED or RSAT); transferred to a halfway house; transferred to St. Elizabeth's; or transferred back to the Acute Mental Health Unit.

d. Has the program been successful? How is the success of the program measured?

Yes, the program has been successful. Inmates have gone from resisting participation in groups, to looking forward to participating. These groups focus on enhancing independence, life skills, motivation, managing emotions, and on linking to services in the community. They're also focused on helping the inmates adjust successfully to life either in the general population or back in the community.

Metrics include measuring medication compliance, hygiene, adherence to their treatment plan, and safe cell use. For 2018, the compliance rates were 97-100% for medication compliance, hygiene, and treatment plan adherence and no inmates had to be discharged from the unit and placed in a safe cell for decompensation of their condition. These metrics indicate the successful impact of the unit.

45. How many inmates have taken advantage of the “good time credits” offered to inmates through the Neighborhood Engagement Achieves Results Act (“NEAR Act”)? How does DOC plan to increase the number of participating inmates?

From October 1, 2017 through September 30, 2018 (FY 2018) 1,073 inmates earned good time credits, with a total of 10,514 good time credits/days earned.

**46. How many inmates have participated in the work release program allowed by the NEAR Act?
How does DOC plan to increase the number of participating inmates?**

During FY18 Hope Village Halfway House had 140 male inmates participate in the work release program; and Fairview Halfway House had 13 female inmates who participated in the work release program.

A critical component of the DOC mission is to provide support to those in our custody preparing for community reintegration. The DOC will continue to work with Pre-Trial Services to have detainees who are gainfully employed processed as efficiently as possible in order to get them back into the workforce and increase their chances for success upon release. The agency will continue to create positive reentry pathways back into the community for its returning citizens.

The Office of Community Corrections (OCC) staff have partnered with case managers to expand the identification of inmates who are eligible for halfway house placement starting at intake and throughout a resident's stay. OCC staff members attend townhall meetings and are available to interview those residents who turned down placement in the halfway house despite being eligible.

47. Please outline the work readiness program as launched in the summer of 2016. Include the interview and selection process, average class size, and any outcome data relating to job placement.

The Work Readiness Program (WRP) is a pre-release initiative serving District resident offenders nearing community release. The program, which began in July of 2015, is operated by DOES in partnership with DCDOC and follows a life skills/job readiness instructional model. WRP cohorts operate for a five week period and include life skills and job readiness training, formal computer instruction, counseling, case management, connections to critical wraparound services, and referrals for post release employment services. While the program initially served males, in August of 2018 services were initiated for adult females housed at the Correctional Treatment Facility.

WRP participants are recruited from CDF and CTF and must commit to full engagement in both pre and post release job preparation services. Case management staff recruits individuals with projected release dates closely aligned with each cohort's end date. Prospective candidates participate in an orientation session, receive printed materials, and learn what is expected of them as participants. Classes are trained on a number of critical life and work readiness skills including self-awareness and advocacy, problem solving, conflict resolution, confidence, goal setting, personal responsibility/engagement, and career planning.

WRP participants may also access supplemental unit activities including yoga, substance abuse counseling and parenting training (offered by the D.C. Department of Health) and participate in DOC College and Career Readiness Master Classes (instruction and opportunities for reentry college and career readiness). Additionally to address challenges faced by a significant percentage of the population, support is provided by DOES and DOC program staff in facilitating connections to community based housing, mental health, substance abuse, medical, and clothing resources.

Upon release those successfully completing the WRP are directly referred to the DOES Project Empowerment program for continued case management, training and placement in subsidized/unsubsidized employment. These post release services allow WRP graduates access to resources needed in addressing real time barriers to employment.

During Fiscal Year 2018, 69 WRP graduates transitioned to post release services through DOES/Project Empowerment. Of that number, 41 completed Job Readiness Training, 40 were placed in subsidized employment, and 12 secured unsubsidized employment in various industries. We are looking at ways to supplement post release supports offered the population.

a. Are financial management classes offered in conjunction with the work readiness program or otherwise?

As part of the Project Empowerment (PE) model, participants are offered financial counseling/ literacy services through a partnership with Capital Area Asset Builders (CAAB). To support attainment of long-term fiscal stability, an optional matched savings program is made available to interested participants. Individual Development Account (IDA) savers are eligible for up to \$2,000.00 in a 4:1 matched savings to be used for pre-approved purposes. Individuals capitalizing on this benefit have six months to save and one year to utilize funds in their savings accounts. Interested individuals transitioning to Project Empowerment from the WRP are engaged by the CAAB team through group and individualized counseling sessions.

b. Has DOC expanded the program to include women?

The Workforce Specialist designated to support females housed at the Correctional Treatment Facility work hand in hand with the DOC Women's Program Manager in conducting outreach and recruitment to identify women for programming. Services include:

- Town hall meetings to share program information
- Group and individual workforce instruction
- Coordination of supportive services
- Coordination of post release workforce services
- Post release counseling and case management services

Since August of 2018, 36 women have participated with 28 successfully completing. Of that number, 10 have opted to report to DOES for continued programming upon release. The DOES Workforce Specialist also provides guidance to individuals with release dates too close for programming to take place. These individuals are given information on DOES services and advised to make contact upon release. Five women in this category have also reported to DOES to begin program participation. We are looking at ways to supplement post release supports.

48. Please provide the inmate population at the CDF and CTF (DOC inmates only) as of the first Monday of the month for FY18 and FY19, to date.

Below is tabulated the inmate population at CDF and CTF for DOC inmates as of the first Monday of the month for FY 2018 and FY 2019 through February 4, 2019. Please note that after 10/1/2018, juveniles are no longer housed at DOC facilities. Inmates at the hospital are not included in facility counts.

Date	CDF	CTF	CDF-CTF Combined
10/2/2017	1385	690	2075
11/6/2017	1325	745	2070
12/4/2017	1324	701	2025
1/1/2018	1320	688	2008
2/5/2018	1314	713	2027
3/5/2018	1268	726	1994
4/2/2018	1269	739	2008
5/7/2018	1283	744	2027
6/4/2018	1308	776	2084
7/2/2018	1265	755	2020
8/6/2018	1260	753	2013
9/3/2018	1289	756	2045
10/1/2018	1341	681	2022
11/5/2018	1251	645	1896
12/3/2018	1252	603	1855
1/7/2019	1298	547	1855

49. Please include a monthly population breakdown, including the number of pre-trial felons, sentenced felons, pre-trial misdemeanants, sentenced misdemeanants, parole violators, writs/holds, and federal program failures, from January 1, 2017, until the present. Explain how these numbers were calculated.

A monthly population breakdown, including the number of pre-trial felons (PF), sentenced felons (SF), pre-trial misdemeanants (PM), sentenced misdemeanants (SM), parole violators (PV), and writs/holds (WH) from January 1, 2017 until the present is provided for the first of each month in Table 49 below. As of February 1, 2017, all inmates are reported as DOC inmates, and the inmates previously noted as USMS GB inmates are denoted as such while Short-Term Sentenced Felons are included in the Other Sentenced Felons counts.

Table 49. First of the month inmate population distribution by inmate legal status:

Date	O	PM	SM	PF	PV	SF			WH	Grand Total
						USMS GB	Other Sentenced Felons	Total Sentenced Felons		
1/1/2017	4	121	169	941	386	97	141	238	76	2,173
2/1/2017	8	103	213	956	346	49	141	190	79	2,085
3/1/2017	3	91	227	983	357	53	147	200	93	2,154
4/1/2017	15	102	231	1,00	380	62	160	222	96	2,269
5/1/2017	5	123	241	1,03	376	79	171	250	105	2,387
6/1/2017	9	129	241	1,03	386	76	165	241	94	2,371
7/1/2017	13	131	230	1,00	373	99	189	288	77	2,405
8/1/2017	8	139	217	988	369	119	220	339	67	2,466
9/1/2017	11	127	221	967	415	123	205	328	61	2,458
10/1/2017	7	123	227	934	391	128	240	368	68	2,486
11/1/2017	7	104	225	933	373	141	228	369	71	2,451
12/1/2017	9	98	231	945	341	149	218	367	70	2,428
1/1/2018	9	101	204	946	334	157	216	373	90	2,430
2/1/2018	11	78	240	935	363	168	195	363	91	2,444
3/1/2018	11	87	226	900	358	177	199	376	101	2,435
4/1/2018	9	83	211	925	344	178	219	397	98	2,464
5/1/2018	7	70	218	911	339	194	240	434	102	2,515
6/1/2018	7	85	228	953	360	181	221	402	107	2,544
7/1/2018	21	73	226	860	364	186	241	427	114	2,512
8/1/2018	6	101	204	885	359	197	189	386	122	2,449
9/1/2018	7	99	217	894	322	187	206	393	138	2,463
10/1/2018	16	105	211	897	315	181	197	378	143	2,443
11/1/2018	5	108	189	871	264	179	181	360	144	2,301
12/1/2018	26	102	195	834	258	176	194	370	143	2,298
1/1/2019	1	114	161	834	247	144	204	348	141	2,194
12/1/2108	26	102	195	834	258	176	194	370	143	2,298
1/1/2019	1	114	161	834	247	144	204	348	141	2,194

50. What was the average daily population at the CTF for FY18 and FY19, to date?

For FY-2018 the CTF ADP was 693. The Q1 FY-2019 CTF ADP was 619. These include both DOC and USMS GB inmates.

51. What was the daily population count for juveniles in DOC custody by gender and race for CY17, CY18, and CY19?

The daily population count for juveniles is provided in Table 51 below. For CY 2017, CY 2018 and CY 2019:

Table 51. Daily Count of Juveniles Charged as Adults in DOC Custody by Gender and Race for CY 2017 - CY 2019 (YTD).

Distinct Count of Juveniles for CY 17 - CY 19	110	2	0	2	108	2	104	3
	Total Juveniles	Female Juveniles			Male Juveniles			
Date	Total	Total	Other	Black	Total	Other	Black	Hispanic
1/1/2017	24	1	0	1	23	0	22	1
1/2/2017	24	1	0	1	23	0	22	1
1/3/2017	23	0	0	0	23	0	22	1
1/4/2017	23	0	0	0	23	0	22	1
1/5/2017	22	0	0	0	22	0	21	1
1/6/2017	22	0	0	0	22	0	21	1
1/7/2017	22	0	0	0	22	0	21	1
1/8/2017	21	0	0	0	21	0	20	1
1/9/2017	21	0	0	0	21	0	20	1
1/10/2017	21	0	0	0	21	0	20	1
1/11/2017	21	0	0	0	21	0	20	1
1/12/2017	21	0	0	0	21	0	20	1
1/13/2017	21	0	0	0	21	0	20	1
1/14/2017	22	0	0	0	22	0	21	1
1/15/2017	22	0	0	0	22	0	21	1
1/16/2017	22	0	0	0	22	0	21	1
1/17/2017	22	0	0	0	22	0	21	1
1/18/2017	22	0	0	0	22	0	21	1
1/19/2017	21	0	0	0	21	0	20	1
1/20/2017	21	0	0	0	21	0	20	1
1/21/2017	21	0	0	0	21	0	20	1
1/22/2017	21	0	0	0	21	0	20	1
1/23/2017	21	0	0	0	21	0	20	1
1/24/2017	21	0	0	0	21	0	20	1
1/25/2017	21	0	0	0	21	0	20	1
1/26/2017	21	0	0	0	21	0	20	1
1/27/2017	21	0	0	0	21	0	20	1
1/28/2017	22	0	0	0	22	0	21	1
1/29/2017	24	0	0	0	24	0	23	1

Distinct Count of Juveniles for CY 17 - CY 19	110	2	0	2	108	2	104	3
	Total Juveniles	Female Juveniles			Male Juveniles			
Date	Total	Total	Other	Black	Total	Other	Black	Hispanic
1/30/2017	24	0	0	0	24	0	23	1
1/31/2017	25	0	0	0	25	0	24	1
2/1/2017	25	0	0	0	25	0	24	1
2/2/2017	25	0	0	0	25	0	24	1
2/3/2017	25	0	0	0	25	0	24	1
2/4/2017	26	0	0	0	26	0	25	1
2/5/2017	26	0	0	0	26	0	25	1
2/6/2017	26	0	0	0	26	0	25	1
2/7/2017	26	0	0	0	26	0	25	1
2/8/2017	26	0	0	0	26	0	25	1
2/9/2017	26	0	0	0	26	0	25	1
2/10/2017	26	0	0	0	26	0	25	1
2/11/2017	26	0	0	0	26	0	25	1
2/12/2017	26	0	0	0	26	0	25	1
2/13/2017	26	0	0	0	26	0	25	1
2/14/2017	26	0	0	0	26	0	25	1
2/15/2017	26	0	0	0	26	0	25	1
2/16/2017	25	0	0	0	25	0	24	1
2/17/2017	24	0	0	0	24	0	23	1
2/18/2017	24	0	0	0	24	0	23	1
2/19/2017	24	0	0	0	24	0	23	1
2/20/2017	24	0	0	0	24	0	23	1
2/21/2017	24	0	0	0	24	0	23	1
2/22/2017	23	0	0	0	23	0	22	1
2/23/2017	23	0	0	0	23	0	22	1
2/24/2017	23	0	0	0	23	0	22	1
2/25/2017	23	0	0	0	23	0	22	1
2/26/2017	23	0	0	0	23	0	22	1
2/27/2017	23	0	0	0	23	0	22	1
2/28/2017	22	0	0	0	22	0	21	1
3/1/2017	22	0	0	0	22	0	21	1
3/2/2017	22	0	0	0	22	0	21	1
3/3/2017	22	0	0	0	22	0	21	1
3/4/2017	22	0	0	0	22	0	21	1
3/5/2017	22	0	0	0	22	0	21	1
3/6/2017	22	0	0	0	22	0	21	1
3/7/2017	22	0	0	0	22	0	21	1

Distinct Count of Juveniles for CY 17 - CY 19	110	2	0	2	108	2	104	3
	Total Juveniles	Female Juveniles			Male Juveniles			
Date	Total	Total	Other	Black	Total	Other	Black	Hispanic
3/8/2017	22	0	0	0	22	0	21	1
3/9/2017	22	0	0	0	22	0	21	1
3/10/2017	22	0	0	0	22	0	21	1
3/11/2017	22	0	0	0	22	0	21	1
3/12/2017	22	0	0	0	22	0	21	1
3/13/2017	22	0	0	0	22	0	21	1
3/14/2017	22	0	0	0	22	0	21	1
3/15/2017	23	0	0	0	23	0	22	1
3/16/2017	24	0	0	0	24	0	23	1
3/17/2017	23	0	0	0	23	0	22	1
3/18/2017	22	0	0	0	22	0	21	1
3/19/2017	22	0	0	0	22	0	21	1
3/20/2017	22	0	0	0	22	0	21	1
3/21/2017	22	0	0	0	22	0	21	1
3/22/2017	22	0	0	0	22	0	21	1
3/23/2017	22	0	0	0	22	0	21	1
3/24/2017	22	0	0	0	22	0	21	1
3/25/2017	21	0	0	0	21	0	20	1
3/26/2017	21	0	0	0	21	0	20	1
3/27/2017	21	0	0	0	21	0	20	1
3/28/2017	21	0	0	0	21	0	20	1
3/29/2017	21	0	0	0	21	0	20	1
3/30/2017	21	0	0	0	21	0	20	1
3/31/2017	19	0	0	0	19	0	18	1
4/1/2017	19	0	0	0	19	0	18	1
4/2/2017	19	0	0	0	19	0	18	1
4/3/2017	19	0	0	0	19	0	18	1
4/4/2017	17	0	0	0	17	0	16	1
4/5/2017	17	0	0	0	17	0	16	1
4/6/2017	17	0	0	0	17	0	16	1
4/7/2017	18	0	0	0	18	0	17	1
4/8/2017	18	0	0	0	18	0	17	1
4/9/2017	18	0	0	0	18	0	17	1
4/10/2017	18	0	0	0	18	0	17	1
4/11/2017	18	0	0	0	18	0	17	1
4/12/2017	17	0	0	0	17	0	16	1
4/13/2017	16	0	0	0	16	0	15	1

Distinct Count of Juveniles for CY 17 - CY 19	110	2	0	2	108	2	104	3
	Total Juveniles	Female Juveniles			Male Juveniles			
Date	Total	Total	Other	Black	Total	Other	Black	Hispanic
4/14/2017	17	0	0	0	17	0	16	1
4/15/2017	16	0	0	0	16	0	15	1
4/16/2017	18	0	0	0	18	0	17	1
4/17/2017	16	0	0	0	16	0	15	1
4/18/2017	16	0	0	0	16	0	15	1
4/19/2017	17	0	0	0	17	0	16	1
4/20/2017	19	0	0	0	19	0	18	1
4/21/2017	19	0	0	0	19	0	18	1
4/22/2017	19	0	0	0	19	0	18	1
4/23/2017	19	0	0	0	19	0	18	1
4/24/2017	19	0	0	0	19	0	18	1
4/25/2017	18	0	0	0	18	0	17	1
4/26/2017	18	0	0	0	18	0	17	1
4/27/2017	18	0	0	0	18	0	17	1
4/28/2017	18	0	0	0	18	0	17	1
4/29/2017	18	0	0	0	18	0	17	1
4/30/2017	18	0	0	0	18	0	17	1
5/1/2017	18	0	0	0	18	0	17	1
5/2/2017	19	0	0	0	19	0	18	1
5/3/2017	19	0	0	0	19	0	18	1
5/4/2017	19	0	0	0	19	0	18	1
5/5/2017	18	0	0	0	18	0	17	1
5/6/2017	18	0	0	0	18	0	17	1
5/7/2017	18	0	0	0	18	0	17	1
5/8/2017	18	0	0	0	18	0	17	1
5/9/2017	18	0	0	0	18	0	17	1
5/10/2017	18	0	0	0	18	0	17	1
5/11/2017	18	0	0	0	18	0	17	1
5/12/2017	18	0	0	0	18	0	17	1
5/13/2017	17	0	0	0	17	0	16	1
5/14/2017	17	0	0	0	17	0	16	1
5/15/2017	17	0	0	0	17	0	16	1
5/16/2017	18	0	0	0	18	0	17	1
5/17/2017	18	0	0	0	18	0	17	1
5/18/2017	18	0	0	0	18	0	17	1
5/19/2017	18	0	0	0	18	0	17	1
Distinct Count of Juveniles for CY 17 - CY 19	110	2	0	2	108	2	104	3

	Total Juveniles	Female Juveniles			Male Juveniles			
Date	Total	Total	Other	Black	Total	Other	Black	Hispanic

5/21/2017	18	0	0	0	18	0	17	1
5/22/2017	18	0	0	0	18	0	17	1
5/23/2017	17	0	0	0	17	0	16	1
5/24/2017	17	0	0	0	17	0	16	1
5/25/2017	17	0	0	0	17	0	16	1
5/26/2017	17	0	0	0	17	0	16	1
5/27/2017	17	0	0	0	17	0	16	1
5/28/2017	17	0	0	0	17	0	16	1
5/29/2017	17	0	0	0	17	0	16	1
5/30/2017	18	0	0	0	18	0	17	1
5/31/2017	18	0	0	0	18	0	17	1
6/1/2017	16	0	0	0	16	0	15	1
6/2/2017	17	0	0	0	17	0	16	1
6/3/2017	16	0	0	0	16	0	15	1
6/4/2017	16	0	0	0	16	0	15	1
6/5/2017	16	0	0	0	16	0	15	1
6/6/2017	15	0	0	0	15	0	14	1
6/7/2017	15	0	0	0	15	0	14	1
6/8/2017	15	0	0	0	15	0	14	1
6/9/2017	15	0	0	0	15	0	14	1
6/10/2017	14	0	0	0	14	0	13	1
6/11/2017	15	0	0	0	15	0	14	1
6/12/2017	15	0	0	0	15	0	14	1
6/13/2017	15	0	0	0	15	0	14	1
6/14/2017	15	0	0	0	15	0	14	1
6/15/2017	15	0	0	0	15	0	14	1
6/16/2017	15	0	0	0	15	0	14	1
6/17/2017	15	0	0	0	15	0	14	1
6/18/2017	15	0	0	0	15	0	14	1
6/19/2017	15	0	0	0	15	0	14	1
6/20/2017	16	0	0	0	16	0	15	1
6/21/2017	16	0	0	0	16	0	15	1
6/22/2017	16	0	0	0	16	0	15	1
6/23/2017	16	0	0	0	16	0	15	1
6/24/2017	16	0	0	0	16	0	15	1
6/25/2017	16	0	0	0	16	0	15	1
6/26/2017	16	0	0	0	16	0	15	1

Distinct Count of Juveniles for CY 17 - CY 19	110	2	0	2	108	2	104	3
	Total Juveniles	Female Juveniles			Male Juveniles			
Date	Total	Total	Other	Black	Total	Other	Black	Hispanic
6/27/2017	17	0	0	0	17	0	16	1
6/28/2017	17	0	0	0	17	0	16	1
6/29/2017	17	0	0	0	17	0	16	1
6/30/2017	17	0	0	0	17	0	16	1
7/1/2017	17	0	0	0	17	0	16	1
7/2/2017	17	0	0	0	17	0	16	1
7/3/2017	17	0	0	0	17	0	16	1
7/4/2017	18	0	0	0	18	0	17	1
7/5/2017	18	0	0	0	18	0	17	1
7/6/2017	18	0	0	0	18	0	17	1
7/7/2017	19	0	0	0	19	0	18	1
7/8/2017	19	0	0	0	19	0	18	1
7/9/2017	19	0	0	0	19	0	18	1
7/10/2017	19	0	0	0	19	0	18	1
7/11/2017	20	0	0	0	20	0	19	1
7/12/2017	20	0	0	0	20	0	19	1
7/13/2017	20	0	0	0	20	0	19	1
7/14/2017	20	0	0	0	20	0	19	1
7/15/2017	21	0	0	0	21	0	20	1
7/16/2017	21	0	0	0	21	0	20	1
7/17/2017	21	0	0	0	21	0	20	1
7/18/2017	21	0	0	0	21	0	20	1
7/19/2017	21	0	0	0	21	0	20	1
7/20/2017	21	0	0	0	21	0	20	1
7/21/2017	21	0	0	0	21	0	20	1
7/22/2017	23	0	0	0	23	0	22	1
7/23/2017	23	0	0	0	23	0	22	1
7/24/2017	23	0	0	0	23	0	22	1
7/25/2017	25	0	0	0	25	0	24	1
7/26/2017	25	0	0	0	25	0	24	1
7/27/2017	25	0	0	0	25	0	24	1
7/28/2017	24	0	0	0	24	0	23	1
7/29/2017	24	0	0	0	24	0	23	1
7/30/2017	24	0	0	0	24	0	23	1
7/31/2017	24	0	0	0	24	0	23	1
8/1/2017	24	0	0	0	24	0	23	1
8/2/2017	23	0	0	0	23	0	22	1

Distinct Count of Juveniles for CY 17 - CY 19	110	2	0	2	108	2	104	3
	Total Juveniles	Female Juveniles			Male Juveniles			
Date	Total	Total	Other	Black	Total	Other	Black	Hispanic
8/3/2017	23	0	0	0	23	0	22	1
8/4/2017	23	0	0	0	23	0	22	1
8/5/2017	23	0	0	0	23	0	22	1
8/6/2017	23	0	0	0	23	0	22	1
8/7/2017	23	0	0	0	23	0	22	1
8/8/2017	23	0	0	0	23	0	22	1
8/9/2017	23	0	0	0	23	0	22	1
8/10/2017	22	0	0	0	22	0	21	1
8/11/2017	23	0	0	0	23	0	22	1
8/12/2017	22	0	0	0	22	0	21	1
8/13/2017	22	0	0	0	22	0	21	1
8/14/2017	22	0	0	0	22	0	21	1
8/15/2017	22	0	0	0	22	0	21	1
8/16/2017	22	0	0	0	22	0	21	1
8/17/2017	22	0	0	0	22	0	21	1
8/18/2017	22	0	0	0	22	0	21	1
8/19/2017	22	0	0	0	22	0	21	1
8/20/2017	22	0	0	0	22	0	21	1
8/21/2017	22	0	0	0	22	0	21	1
8/22/2017	22	0	0	0	22	0	21	1
8/23/2017	22	0	0	0	22	0	21	1
8/24/2017	22	0	0	0	22	0	21	1
8/25/2017	22	0	0	0	22	0	21	1
8/26/2017	22	0	0	0	22	0	21	1
8/27/2017	22	0	0	0	22	0	21	1
8/28/2017	22	0	0	0	22	0	21	1
8/29/2017	22	0	0	0	22	0	21	1
8/30/2017	22	0	0	0	22	0	21	1
8/31/2017	21	0	0	0	21	0	20	1
9/1/2017	20	0	0	0	20	0	20	0
9/2/2017	20	0	0	0	20	0	20	0
9/3/2017	20	0	0	0	20	0	20	0
9/4/2017	20	0	0	0	20	0	20	0
9/5/2017	20	0	0	0	20	0	20	0
9/6/2017	20	0	0	0	20	0	20	0
9/7/2017	20	0	0	0	20	0	20	0
9/8/2017	20	0	0	0	20	0	20	0

Distinct Count of Juveniles for CY 17 - CY 19	110	2	0	2	108	2	104	3
	Total Juveniles	Female Juveniles			Male Juveniles			
Date	Total	Total	Other	Black	Total	Other	Black	Hispanic
9/9/2017	20	0	0	0	20	0	20	0
9/10/2017	20	0	0	0	20	0	20	0
9/11/2017	20	0	0	0	20	0	20	0
9/12/2017	20	0	0	0	20	0	20	0
9/13/2017	20	0	0	0	20	0	20	0
9/14/2017	20	0	0	0	20	0	20	0
9/15/2017	20	0	0	0	20	0	20	0
9/16/2017	20	0	0	0	20	0	20	0
9/17/2017	20	0	0	0	20	0	20	0
9/18/2017	20	0	0	0	20	0	20	0
9/19/2017	20	0	0	0	20	0	20	0
9/20/2017	20	0	0	0	20	0	20	0
9/21/2017	20	0	0	0	20	0	20	0
9/22/2017	18	0	0	0	18	0	18	0
9/23/2017	19	0	0	0	19	0	19	0
9/24/2017	19	0	0	0	19	0	19	0
9/25/2017	19	0	0	0	19	0	19	0
9/26/2017	19	0	0	0	19	0	19	0
9/27/2017	19	0	0	0	19	0	19	0
9/28/2017	19	0	0	0	19	0	19	0
9/29/2017	19	0	0	0	19	0	19	0
9/30/2017	19	0	0	0	19	0	19	0
10/1/2017	18	0	0	0	18	0	18	0
10/2/2017	18	0	0	0	18	0	18	0
10/3/2017	18	0	0	0	18	0	18	0
10/4/2017	18	0	0	0	18	0	18	0
10/5/2017	18	0	0	0	18	0	18	0
10/6/2017	18	0	0	0	18	0	18	0
10/7/2017	18	0	0	0	18	0	18	0
10/8/2017	18	0	0	0	18	0	18	0
10/9/2017	18	0	0	0	18	0	18	0
10/10/2017	18	0	0	0	18	0	18	0
10/11/2017	18	0	0	0	18	0	18	0
10/12/2017	18	0	0	0	18	0	18	0
10/13/2017	18	0	0	0	18	0	18	0
10/14/2017	18	0	0	0	18	0	18	0
10/15/2017	17	0	0	0	17	0	17	0

Distinct Count of Juveniles for CY 17 - CY 19	110	2	0	2	108	2	104	3
	Total Juveniles	Female Juveniles			Male Juveniles			
Date	Total	Total	Other	Black	Total	Other	Black	Hispanic
10/16/2017	17	0	0	0	17	0	17	0
10/17/2017	17	0	0	0	17	0	17	0
10/18/2017	17	0	0	0	17	0	17	0
10/19/2017	17	0	0	0	17	0	17	0
10/20/2017	17	0	0	0	17	0	17	0
10/21/2017	17	0	0	0	17	0	17	0
10/22/2017	17	0	0	0	17	0	17	0
10/23/2017	17	0	0	0	17	0	17	0
10/24/2017	17	0	0	0	17	0	17	0
10/25/2017	17	0	0	0	17	0	17	0
10/26/2017	16	0	0	0	16	0	16	0
10/27/2017	16	0	0	0	16	0	16	0
10/28/2017	18	0	0	0	18	0	18	0
10/29/2017	18	0	0	0	18	0	18	0
10/30/2017	18	0	0	0	18	0	18	0
10/31/2017	18	0	0	0	18	0	18	0
11/1/2017	19	0	0	0	19	0	19	0
11/2/2017	18	0	0	0	18	0	18	0
11/3/2017	18	0	0	0	18	0	18	0
11/4/2017	19	0	0	0	19	0	19	0
11/5/2017	19	0	0	0	19	0	19	0
11/6/2017	19	0	0	0	19	0	19	0
11/7/2017	21	0	0	0	21	0	21	0
11/8/2017	21	0	0	0	21	0	21	0
11/9/2017	21	0	0	0	21	0	21	0
11/10/2017	22	0	0	0	22	0	22	0
11/11/2017	22	0	0	0	22	0	22	0
11/12/2017	22	0	0	0	22	0	22	0
11/13/2017	22	0	0	0	22	0	22	0
11/14/2017	22	0	0	0	22	0	22	0
11/15/2017	22	0	0	0	22	0	22	0
11/16/2017	22	0	0	0	22	0	22	0
11/17/2017	22	0	0	0	22	0	22	0
11/18/2017	22	0	0	0	22	0	22	0
11/19/2017	22	0	0	0	22	0	22	0
11/20/2017	22	0	0	0	22	0	22	0
11/21/2017	22	0	0	0	22	0	22	0

Distinct Count of Juveniles for CY 17 - CY 19	110	2	0	2	108	2	104	3
	Total Juveniles	Female Juveniles			Male Juveniles			
Date	Total	Total	Other	Black	Total	Other	Black	Hispanic
11/22/2017	22	0	0	0	22	0	22	0
11/23/2017	22	0	0	0	22	0	22	0
11/24/2017	25	0	0	0	25	0	25	0
11/25/2017	25	0	0	0	25	0	25	0
11/26/2017	25	0	0	0	25	0	25	0
11/27/2017	25	0	0	0	25	0	25	0
11/28/2017	25	0	0	0	25	0	25	0
11/29/2017	25	0	0	0	25	0	25	0
11/30/2017	26	1	0	1	25	0	25	0
12/1/2017	25	1	0	1	24	0	24	0
12/2/2017	26	1	0	1	25	0	24	1
12/3/2017	26	1	0	1	25	0	24	1
12/4/2017	26	1	0	1	25	0	24	1
12/5/2017	26	1	0	1	25	0	24	1
12/6/2017	23	1	0	1	22	0	21	1
12/7/2017	22	1	0	1	21	0	20	1
12/8/2017	22	1	0	1	21	0	20	1
12/9/2017	22	1	0	1	21	0	20	1
12/10/2017	22	1	0	1	21	0	20	1
12/11/2017	22	1	0	1	21	0	20	1
12/12/2017	22	1	0	1	21	0	20	1
12/13/2017	22	1	0	1	21	0	20	1
12/14/2017	22	1	0	1	21	0	20	1
12/15/2017	22	1	0	1	21	0	20	1
12/16/2017	21	1	0	1	20	0	19	1
12/17/2017	23	1	0	1	22	0	21	1
12/18/2017	23	1	0	1	22	0	21	1
12/19/2017	24	1	0	1	23	0	22	1
12/20/2017	23	1	0	1	22	0	21	1
12/21/2017	23	1	0	1	22	0	21	1
12/22/2017	23	1	0	1	22	0	21	1
12/23/2017	22	0	0	0	22	0	21	1
12/24/2017	23	0	0	0	23	0	22	1
12/25/2017	23	0	0	0	23	0	22	1
12/26/2017	22	0	0	0	22	0	21	1
12/27/2017	22	0	0	0	22	0	21	1
12/28/2017	22	0	0	0	22	0	21	1

Distinct Count of Juveniles for CY 17 - CY 19	110	2	0	2	108	2	104	3
	Total Juveniles	Female Juveniles			Male Juveniles			
Date	Total	Total	Other	Black	Total	Other	Black	Hispanic
12/29/2017	23	0	0	0	23	0	22	1
12/30/2017	23	0	0	0	23	0	22	1
12/31/2017	23	0	0	0	23	0	22	1
1/1/2018	46	0	0	0	23	0	22	1
1/2/2018	44	0	0	0	22	0	21	1
1/3/2018	42	0	0	0	21	0	20	1
1/4/2018	42	0	0	0	21	0	20	1
1/5/2018	42	0	0	0	21	0	20	1
1/6/2018	42	0	0	0	21	0	20	1
1/7/2018	42	0	0	0	21	0	20	1
1/8/2018	42	0	0	0	21	0	20	1
1/9/2018	42	0	0	0	21	0	20	1
1/10/2018	42	0	0	0	21	0	20	1
1/11/2018	42	0	0	0	21	0	20	1
1/12/2018	42	0	0	0	21	0	20	1
1/13/2018	42	0	0	0	21	0	20	1
1/14/2018	42	0	0	0	21	0	20	1
1/15/2018	42	0	0	0	21	0	20	1
1/16/2018	42	0	0	0	21	0	20	1
1/17/2018	40	0	0	0	20	0	19	1
1/18/2018	40	0	0	0	20	0	19	1
1/19/2018	40	0	0	0	20	0	19	1
1/20/2018	34	0	0	0	17	0	16	1
1/21/2018	34	0	0	0	17	0	16	1
1/22/2018	34	0	0	0	17	0	16	1
1/23/2018	36	0	0	0	18	0	17	1
1/24/2018	36	0	0	0	18	0	17	1
1/25/2018	38	0	0	0	19	0	18	1
1/26/2018	38	0	0	0	19	0	18	1
1/27/2018	38	0	0	0	19	0	18	1
1/28/2018	38	0	0	0	19	0	18	1
1/29/2018	38	0	0	0	19	0	18	1
1/30/2018	38	0	0	0	19	0	18	1
1/31/2018	38	0	0	0	19	0	18	1
2/1/2018	38	0	0	0	19	0	18	1
2/2/2018	38	0	0	0	19	0	18	1
2/3/2018	38	0	0	0	19	0	18	1

Distinct Count of Juveniles for CY 17 - CY 19	110	2	0	2	108	2	104	3
	Total Juveniles	Female Juveniles			Male Juveniles			
Date	Total	Total	Other	Black	Total	Other	Black	Hispanic
2/4/2018	40	0	0	0	20	1	18	1
2/5/2018	40	0	0	0	20	1	18	1
2/6/2018	40	0	0	0	20	1	18	1
2/7/2018	38	0	0	0	19	1	17	1
2/8/2018	38	0	0	0	19	0	18	1
2/9/2018	36	0	0	0	18	0	17	1
2/10/2018	38	0	0	0	19	0	18	1
2/11/2018	38	0	0	0	19	0	18	1
2/12/2018	36	0	0	0	18	0	17	1
2/13/2018	36	0	0	0	18	0	17	1
2/14/2018	36	0	0	0	18	0	17	1
2/15/2018	34	0	0	0	17	0	16	1
2/16/2018	34	0	0	0	17	0	16	1
2/17/2018	32	0	0	0	16	0	15	1
2/18/2018	32	0	0	0	16	0	15	1
2/19/2018	32	0	0	0	16	0	15	1
2/20/2018	32	0	0	0	16	0	15	1
2/21/2018	36	0	0	0	18	0	17	1
2/22/2018	34	0	0	0	17	0	16	1
2/23/2018	34	0	0	0	17	0	16	1
2/24/2018	32	0	0	0	16	0	15	1
2/25/2018	32	0	0	0	16	0	15	1
2/26/2018	32	0	0	0	16	0	15	1
2/27/2018	36	0	0	0	18	0	17	1
2/28/2018	34	0	0	0	17	0	16	1
3/1/2018	34	0	0	0	17	0	16	1
3/2/2018	34	0	0	0	17	0	16	1
3/3/2018	34	0	0	0	17	0	16	1
3/4/2018	34	0	0	0	17	0	16	1
3/5/2018	34	0	0	0	17	0	16	1
3/6/2018	34	0	0	0	17	0	16	1
3/7/2018	34	0	0	0	17	0	16	1
3/8/2018	34	0	0	0	17	0	16	1
3/9/2018	34	0	0	0	17	0	16	1
3/10/2018	34	0	0	0	17	0	16	1
3/11/2018	34	0	0	0	17	0	16	1
3/12/2018	34	0	0	0	17	0	16	1

Distinct Count of Juveniles for CY 17 - CY 19	110	2	0	2	108	2	104	3
	Total Juveniles	Female Juveniles			Male Juveniles			
Date	Total	Total	Other	Black	Total	Other	Black	Hispanic
3/13/2018	34	0	0	0	17	0	16	1
3/14/2018	34	0	0	0	17	0	16	1
3/15/2018	36	0	0	0	18	0	17	1
3/16/2018	36	0	0	0	18	0	17	1
3/17/2018	36	0	0	0	18	0	17	1
3/18/2018	36	0	0	0	18	0	17	1
3/19/2018	36	0	0	0	18	0	17	1
3/20/2018	36	0	0	0	18	0	17	1
3/21/2018	36	0	0	0	18	0	17	1
3/22/2018	36	0	0	0	18	0	17	1
3/23/2018	36	0	0	0	18	0	17	1
3/24/2018	36	0	0	0	18	0	17	1
3/25/2018	36	0	0	0	18	0	17	1
3/26/2018	36	0	0	0	18	0	17	1
3/27/2018	36	0	0	0	18	0	17	1
3/28/2018	36	0	0	0	18	0	17	1
3/29/2018	38	0	0	0	19	0	18	1
3/30/2018	42	0	0	0	21	0	20	1
3/31/2018	40	0	0	0	20	0	19	1
4/1/2018	42	0	0	0	21	0	20	1
4/2/2018	42	0	0	0	21	0	20	1
4/3/2018	42	0	0	0	21	0	20	1
4/4/2018	40	0	0	0	20	0	19	1
4/5/2018	40	0	0	0	20	0	19	1
4/6/2018	38	0	0	0	19	0	18	1
4/7/2018	38	0	0	0	19	0	18	1
4/8/2018	38	0	0	0	19	0	18	1
4/9/2018	38	0	0	0	19	0	18	1
4/10/2018	38	0	0	0	19	0	18	1
4/11/2018	38	0	0	0	19	0	18	1
4/12/2018	36	0	0	0	18	0	17	1
4/13/2018	36	0	0	0	18	0	17	1
4/14/2018	36	0	0	0	18	0	17	1
4/15/2018	38	0	0	0	19	0	18	1
4/16/2018	38	0	0	0	19	0	18	1
4/17/2018	36	0	0	0	18	0	18	0
4/18/2018	38	0	0	0	19	0	19	0

Distinct Count of Juveniles for CY 17 - CY 19	110	2	0	2	108	2	104	3
	Total Juveniles	Female Juveniles			Male Juveniles			
Date	Total	Total	Other	Black	Total	Other	Black	Hispanic
4/19/2018	38	0	0	0	19	0	19	0
4/20/2018	32	0	0	0	16	0	16	0
4/21/2018	32	0	0	0	16	0	16	0
4/22/2018	32	0	0	0	16	0	16	0
4/23/2018	32	0	0	0	16	0	16	0
4/24/2018	32	0	0	0	16	0	16	0
4/25/2018	32	0	0	0	16	0	16	0
4/26/2018	32	0	0	0	16	0	16	0
4/27/2018	30	0	0	0	15	0	15	0
4/28/2018	30	0	0	0	15	0	15	0
4/29/2018	30	0	0	0	15	0	15	0
4/30/2018	30	0	0	0	15	0	15	0
5/1/2018	30	0	0	0	15	0	15	0
5/2/2018	30	0	0	0	15	0	15	0
5/3/2018	30	0	0	0	15	0	15	0
5/4/2018	30	0	0	0	15	0	15	0
5/5/2018	30	0	0	0	15	0	15	0
5/6/2018	30	0	0	0	15	0	15	0
5/7/2018	30	0	0	0	15	0	15	0
5/8/2018	30	0	0	0	15	0	15	0
5/9/2018	30	0	0	0	15	0	15	0
5/10/2018	30	0	0	0	15	0	15	0
5/11/2018	30	0	0	0	15	0	15	0
5/12/2018	30	0	0	0	15	0	15	0
5/13/2018	30	0	0	0	15	0	15	0
5/14/2018	30	0	0	0	15	0	15	0
5/15/2018	30	0	0	0	15	0	15	0
5/16/2018	30	0	0	0	15	0	15	0
5/17/2018	32	0	0	0	16	0	16	0
5/18/2018	32	0	0	0	16	0	16	0
5/19/2018	34	0	0	0	17	0	17	0
5/20/2018	34	0	0	0	17	0	17	0
5/21/2018	34	0	0	0	17	0	17	0
5/22/2018	34	0	0	0	17	0	17	0
5/23/2018	34	0	0	0	17	0	17	0
5/24/2018	34	0	0	0	17	0	17	0
5/25/2018	34	0	0	0	17	0	17	0

Distinct Count of Juveniles for CY 17 - CY 19	110	2	0	2	108	2	104	3
	Total Juveniles	Female Juveniles			Male Juveniles			
Date	Total	Total	Other	Black	Total	Other	Black	Hispanic
5/26/2018	34	0	0	0	17	0	17	0
5/27/2018	34	0	0	0	17	0	17	0
5/28/2018	34	0	0	0	17	0	17	0
5/29/2018	34	0	0	0	17	0	17	0
5/30/2018	34	0	0	0	17	0	17	0
5/31/2018	34	0	0	0	17	0	17	0
6/1/2018	36	0	0	0	18	0	18	0
6/2/2018	36	0	0	0	18	0	18	0
6/3/2018	42	0	0	0	21	0	21	0
6/4/2018	42	0	0	0	21	0	21	0
6/5/2018	42	0	0	0	21	0	21	0
6/6/2018	40	0	0	0	20	0	20	0
6/7/2018	38	0	0	0	19	0	19	0
6/8/2018	38	0	0	0	19	0	19	0
6/9/2018	38	0	0	0	19	0	19	0
6/10/2018	38	0	0	0	19	0	19	0
6/11/2018	38	0	0	0	19	0	19	0
6/12/2018	38	0	0	0	19	0	19	0
6/13/2018	40	0	0	0	20	0	20	0
6/14/2018	40	0	0	0	20	0	20	0
6/15/2018	40	0	0	0	20	0	20	0
6/16/2018	40	0	0	0	20	0	20	0
6/17/2018	42	0	0	0	21	1	20	0
6/18/2018	42	0	0	0	21	1	20	0
6/19/2018	44	0	0	0	22	0	22	0
6/20/2018	44	0	0	0	22	0	22	0
6/21/2018	44	0	0	0	22	0	22	0
6/22/2018	44	0	0	0	22	0	22	0
6/23/2018	42	0	0	0	21	0	21	0
6/24/2018	42	0	0	0	21	0	21	0
6/25/2018	42	0	0	0	21	0	21	0
6/26/2018	40	0	0	0	20	0	20	0
6/27/2018	40	0	0	0	20	0	20	0
6/28/2018	38	0	0	0	19	0	19	0
6/29/2018	36	0	0	0	18	0	18	0
6/30/2018	38	0	0	0	19	0	19	0
7/1/2018	40	0	0	0	20	0	20	0

Distinct Count of Juveniles for CY 17 - CY 19	110	2	0	2	108	2	104	3
	Total Juveniles	Female Juveniles			Male Juveniles			
Date	Total	Total	Other	Black	Total	Other	Black	Hispanic
7/2/2018	40	0	0	0	20	0	20	0
7/3/2018	40	0	0	0	20	0	20	0
7/4/2018	42	0	0	0	21	0	21	0
7/5/2018	42	0	0	0	21	0	21	0
7/6/2018	42	0	0	0	21	0	21	0
7/7/2018	40	0	0	0	20	0	20	0
7/8/2018	42	0	0	0	21	0	21	0
7/9/2018	42	0	0	0	21	0	21	0
7/10/2018	42	0	0	0	21	0	21	0
7/11/2018	42	0	0	0	21	0	21	0
7/12/2018	42	0	0	0	21	0	21	0
7/13/2018	42	0	0	0	21	0	21	0
7/14/2018	40	0	0	0	20	0	20	0
7/15/2018	40	0	0	0	20	0	20	0
7/16/2018	40	0	0	0	20	0	20	0
7/17/2018	40	0	0	0	20	0	20	0
7/18/2018	40	0	0	0	20	0	20	0
7/19/2018	42	0	0	0	21	0	21	0
7/20/2018	42	0	0	0	21	0	21	0
7/21/2018	42	0	0	0	21	0	21	0
7/22/2018	44	0	0	0	22	0	22	0
7/23/2018	44	0	0	0	22	0	22	0
7/24/2018	44	0	0	0	22	0	22	0
7/25/2018	44	0	0	0	22	0	22	0
7/26/2018	44	0	0	0	22	0	22	0
7/27/2018	44	0	0	0	22	0	22	0
7/28/2018	44	0	0	0	22	0	22	0
7/29/2018	48	0	0	0	24	0	24	0
7/30/2018	44	0	0	0	22	0	22	0
7/31/2018	42	0	0	0	21	0	21	0
8/1/2018	42	0	0	0	21	0	21	0
8/2/2018	42	0	0	0	21	0	21	0
8/3/2018	42	0	0	0	21	0	21	0
8/4/2018	40	0	0	0	20	0	20	0
8/5/2018	38	0	0	0	19	0	19	0
8/6/2018	38	0	0	0	19	0	19	0
8/7/2018	40	0	0	0	20	0	19	1

Distinct Count of Juveniles for CY 17 - CY 19	110	2	0	2	108	2	104	3
	Total Juveniles	Female Juveniles			Male Juveniles			
Date	Total	Total	Other	Black	Total	Other	Black	Hispanic
8/8/2018	40	0	0	0	20	0	19	1
8/9/2018	40	0	0	0	20	0	19	1
8/10/2018	40	0	0	0	20	0	19	1
8/11/2018	40	0	0	0	20	0	19	1
8/12/2018	40	0	0	0	20	0	19	1
8/13/2018	40	0	0	0	20	0	19	1
8/14/2018	40	0	0	0	20	0	19	1
8/15/2018	40	0	0	0	20	0	19	1
8/16/2018	40	0	0	0	20	0	19	1
8/17/2018	40	0	0	0	20	0	19	1
8/18/2018	40	0	0	0	20	0	19	1
8/19/2018	40	0	0	0	20	0	19	1
8/20/2018	40	0	0	0	20	0	19	1
8/21/2018	40	0	0	0	20	0	19	1
8/22/2018	40	0	0	0	20	0	19	1
8/23/2018	40	0	0	0	20	0	19	1
8/24/2018	40	0	0	0	20	0	19	1
8/25/2018	40	0	0	0	20	0	19	1
8/26/2018	40	0	0	0	20	0	19	1
8/27/2018	40	0	0	0	20	0	19	1
8/28/2018	44	0	0	0	22	0	21	1
8/29/2018	44	0	0	0	22	0	21	1
8/30/2018	44	0	0	0	22	0	21	1
8/31/2018	42	0	0	0	21	0	20	1
9/1/2018	42	0	0	0	21	0	20	1
9/2/2018	42	0	0	0	21	0	20	1
9/3/2018	42	0	0	0	21	0	20	1
9/4/2018	42	0	0	0	21	0	20	1
9/5/2018	42	0	0	0	21	0	20	1
9/6/2018	42	0	0	0	21	0	20	1
9/7/2018	42	0	0	0	21	0	20	1
9/8/2018	42	0	0	0	21	0	20	1
9/9/2018	46	0	0	0	23	0	22	1
9/10/2018	46	0	0	0	23	0	22	1
9/11/2018	46	0	0	0	23	0	22	1
9/12/2018	42	0	0	0	21	0	20	1
9/13/2018	42	0	0	0	21	0	20	1

Distinct Count of Juveniles for CY 17 - CY 19	110	2	0	2	108	2	104	3
	Total Juveniles	Female Juveniles			Male Juveniles			
Date	Total	Total	Other	Black	Total	Other	Black	Hispanic
9/14/2018	42	0	0	0	21	0	20	1
9/15/2018	42	0	0	0	21	0	20	1
9/16/2018	44	0	0	0	22	0	21	1
9/17/2018	38	0	0	0	19	0	18	1
9/18/2018	38	0	0	0	19	0	18	1
9/19/2018	38	0	0	0	19	0	18	1
9/20/2018	38	0	0	0	19	0	18	1
9/21/2018	38	0	0	0	19	0	18	1
9/22/2018	28	0	0	0	14	0	13	1
9/23/2018	28	0	0	0	14	0	13	1
9/24/2018	28	0	0	0	14	0	13	1
9/25/2018	18	0	0	0	9	0	8	1
9/26/2018	6	0	0	0	3	0	3	0
9/27/2018	0	0	0	0	0	0	0	0
9/28/2018	0	0	0	0	0	0	0	0
9/29/2018	0	0	0	0	0	0	0	0
9/30/2018	0	0	0	0	0	0	0	0
10/1/2018	0	0	0	0	0	0	0	0
10/2/2018	0	0	0	0	0	0	0	0
10/3/2018	0	0	0	0	0	0	0	0
10/4/2018	0	0	0	0	0	0	0	0
10/5/2018	0	0	0	0	0	0	0	0
10/6/2018	0	0	0	0	0	0	0	0
10/7/2018	0	0	0	0	0	0	0	0
10/8/2018	0	0	0	0	0	0	0	0
10/9/2018	0	0	0	0	0	0	0	0
10/10/2018	0	0	0	0	0	0	0	0
10/11/2018	0	0	0	0	0	0	0	0
10/12/2018	0	0	0	0	0	0	0	0
10/13/2018	0	0	0	0	0	0	0	0
10/14/2018	0	0	0	0	0	0	0	0
10/15/2018	0	0	0	0	0	0	0	0
10/16/2018	0	0	0	0	0	0	0	0
10/17/2018	0	0	0	0	0	0	0	0
10/18/2018	0	0	0	0	0	0	0	0
10/19/2018	0	0	0	0	0	0	0	0
10/20/2018	0	0	0	0	0	0	0	0

Distinct Count of Juveniles for CY 17 - CY 19	110	2	0	2	108	2	104	3
	Total Juveniles	Female Juveniles			Male Juveniles			
Date	Total	Total	Other	Black	Total	Other	Black	Hispanic
10/21/2018	0	0	0	0	0	0	0	0
10/22/2018	0	0	0	0	0	0	0	0
10/23/2018	0	0	0	0	0	0	0	0
10/24/2018	0	0	0	0	0	0	0	0
10/25/2018	0	0	0	0	0	0	0	0
10/26/2018	0	0	0	0	0	0	0	0
10/27/2018	0	0	0	0	0	0	0	0
10/28/2018	0	0	0	0	0	0	0	0
10/29/2018	0	0	0	0	0	0	0	0
10/30/2018	0	0	0	0	0	0	0	0
10/31/2018	0	0	0	0	0	0	0	0
11/1/2018	0	0	0	0	0	0	0	0
11/2/2018	0	0	0	0	0	0	0	0
11/3/2018	0	0	0	0	0	0	0	0
11/4/2018	0	0	0	0	0	0	0	0
11/5/2018	0	0	0	0	0	0	0	0
11/6/2018	0	0	0	0	0	0	0	0
11/7/2018	0	0	0	0	0	0	0	0
11/8/2018	0	0	0	0	0	0	0	0
11/9/2018	0	0	0	0	0	0	0	0
11/10/2018	0	0	0	0	0	0	0	0
11/11/2018	0	0	0	0	0	0	0	0
11/12/2018	0	0	0	0	0	0	0	0
11/13/2018	0	0	0	0	0	0	0	0
11/14/2018	0	0	0	0	0	0	0	0
11/15/2018	0	0	0	0	0	0	0	0
11/16/2018	0	0	0	0	0	0	0	0
11/17/2018	0	0	0	0	0	0	0	0
11/18/2018	0	0	0	0	0	0	0	0
11/19/2018	0	0	0	0	0	0	0	0
11/20/2018	0	0	0	0	0	0	0	0
11/21/2018	0	0	0	0	0	0	0	0
11/22/2018	0	0	0	0	0	0	0	0
11/23/2018	0	0	0	0	0	0	0	0
11/24/2018	0	0	0	0	0	0	0	0
11/25/2018	0	0	0	0	0	0	0	0
11/26/2018	0	0	0	0	0	0	0	0

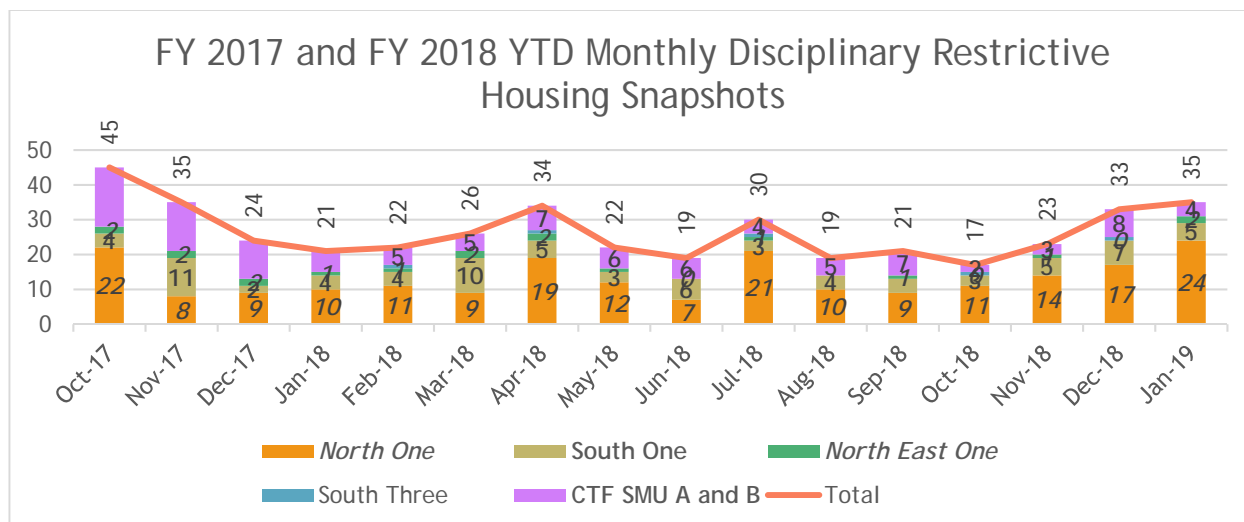
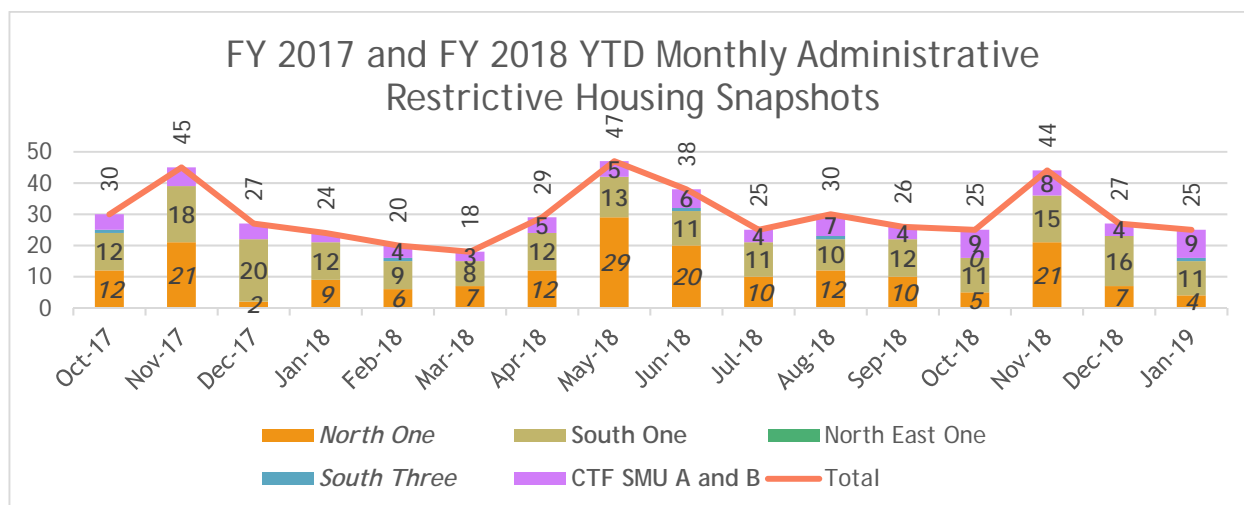
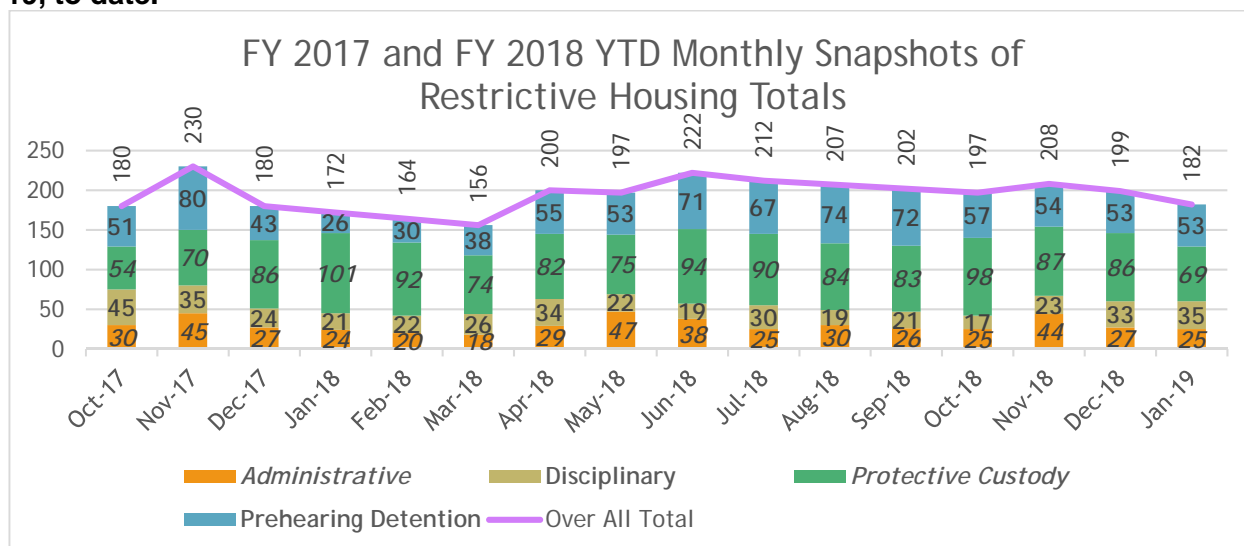
Distinct Count of Juveniles for CY 17 - CY 19	110	2	0	2	108	2	104	3
	Total Juveniles	Female Juveniles			Male Juveniles			
Date	Total	Total	Other	Black	Total	Other	Black	Hispanic
11/27/2018	0	0	0	0	0	0	0	0
11/28/2018	0	0	0	0	0	0	0	0
11/29/2018	0	0	0	0	0	0	0	0
11/30/2018	0	0	0	0	0	0	0	0
12/1/2018	0	0	0	0	0	0	0	0
12/2/2018	0	0	0	0	0	0	0	0
12/3/2018	0	0	0	0	0	0	0	0
12/4/2018	0	0	0	0	0	0	0	0
12/5/2018	0	0	0	0	0	0	0	0
12/6/2018	0	0	0	0	0	0	0	0
12/7/2018	0	0	0	0	0	0	0	0
12/8/2018	0	0	0	0	0	0	0	0
12/9/2018	0	0	0	0	0	0	0	0
12/10/2018	0	0	0	0	0	0	0	0
12/11/2018	0	0	0	0	0	0	0	0
12/12/2018	0	0	0	0	0	0	0	0
12/13/2018	0	0	0	0	0	0	0	0
12/14/2018	0	0	0	0	0	0	0	0
12/15/2018	0	0	0	0	0	0	0	0
12/16/2018	0	0	0	0	0	0	0	0
12/17/2018	0	0	0	0	0	0	0	0
12/18/2018	0	0	0	0	0	0	0	0
12/19/2018	0	0	0	0	0	0	0	0
12/20/2018	0	0	0	0	0	0	0	0
12/21/2018	0	0	0	0	0	0	0	0
12/22/2018	0	0	0	0	0	0	0	0
12/23/2018	0	0	0	0	0	0	0	0
12/24/2018	0	0	0	0	0	0	0	0
12/25/2018	0	0	0	0	0	0	0	0
12/26/2018	0	0	0	0	0	0	0	0
12/27/2018	0	0	0	0	0	0	0	0
12/28/2018	0	0	0	0	0	0	0	0
12/29/2018	0	0	0	0	0	0	0	0
12/30/2018	0	0	0	0	0	0	0	0
12/31/2018	0	0	0	0	0	0	0	0
1/1/2019	0	0	0	0	0	0	0	0
1/2/2019	0	0	0	0	0	0	0	0

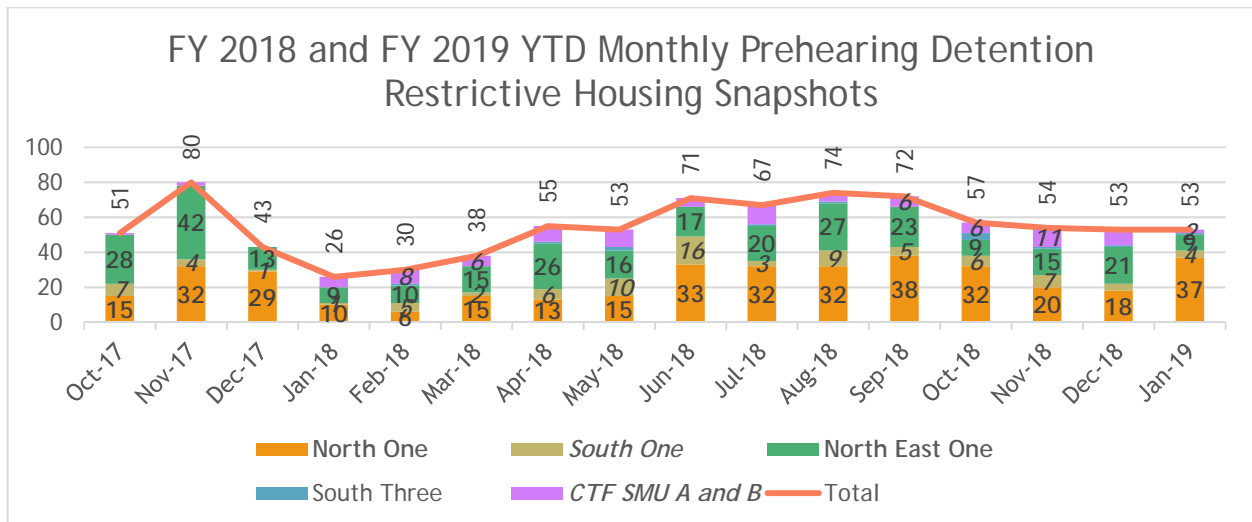
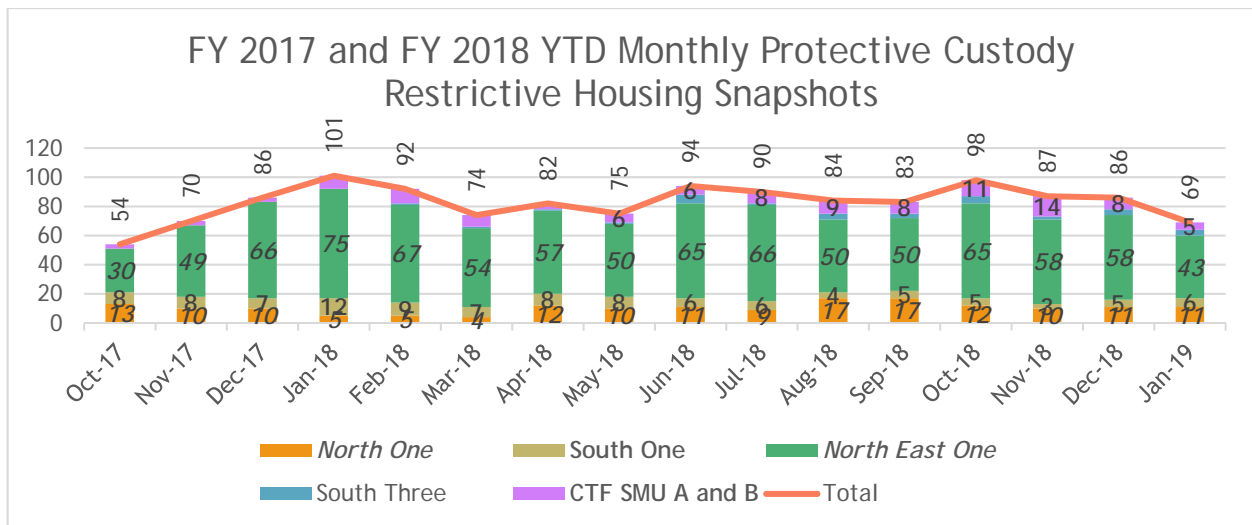
Distinct Count of Juveniles for CY 17 - CY 19	110	2	0	2	108	2	104	3
	Total Juveniles	Female Juveniles			Male Juveniles			
Date	Total	Total	Other	Black	Total	Other	Black	Hispanic
1/3/2019	0	0	0	0	0	0	0	0
1/4/2019	0	0	0	0	0	0	0	0
1/5/2019	0	0	0	0	0	0	0	0
1/6/2019	0	0	0	0	0	0	0	0
1/7/2019	0	0	0	0	0	0	0	0
1/8/2019	0	0	0	0	0	0	0	0
1/9/2019	0	0	0	0	0	0	0	0
1/10/2019	0	0	0	0	0	0	0	0
1/11/2019	0	0	0	0	0	0	0	0
1/12/2019	0	0	0	0	0	0	0	0
1/13/2019	0	0	0	0	0	0	0	0
1/14/2019	0	0	0	0	0	0	0	0
1/15/2019	0	0	0	0	0	0	0	0
1/16/2019	0	0	0	0	0	0	0	0
1/17/2019	0	0	0	0	0	0	0	0
1/18/2019	0	0	0	0	0	0	0	0
1/19/2019	0	0	0	0	0	0	0	0
1/20/2019	0	0	0	0	0	0	0	0
1/21/2019	0	0	0	0	0	0	0	0
1/22/2019	0	0	0	0	0	0	0	0
1/23/2019	0	0	0	0	0	0	0	0
1/24/2019	0	0	0	0	0	0	0	0
1/25/2019	0	0	0	0	0	0	0	0
1/26/2019	0	0	0	0	0	0	0	0
1/27/2019	0	0	0	0	0	0	0	0
1/28/2019	0	0	0	0	0	0	0	0
1/29/2019	0	0	0	0	0	0	0	0
1/30/2019	0	0	0	0	0	0	0	0
1/31/2019	0	0	0	0	0	0	0	0
2/1/2019	0	0	0	0	0	0	0	0
2/2/2019	0	0	0	0	0	0	0	0
2/3/2019	0	0	0	0	0	0	0	0
2/4/2019	0	0	0	0	0	0	0	0

52. Please provide an update on DOC's transfer of custody of detained individuals under the age of 18 to the Department of Youth Rehabilitation Services.

Effective September 2018, all juveniles were transferred to the custody of the Department of Youth Rehabilitation Services (DYRS).

53. Please provide data on how many inmates have been housed in restrictive housing in FY18 and FY19, to date.





a. What changes to its restrictive housing policies has DOC made in FY18 and FY19, to date?

The following change was made to DOC's restrictive housing policy:

Restrictive housing inmates shall be observed by correctional officers at least every thirty (30) minutes on an irregular schedule (Change made to reflect language in ACA standard).

b. Does DOC plan to make any changes to its restrictive housing policies in the remainder of FY19?

No changes are expected at this time.

c. How does DOC plan to reduce the use of restrictive housing in the remainder of FY19?

DOC's plan to reduce the use of restrictive housing is to:

- Continue the restrictive housing committee which is a multi-disciplinary approach to review opportunities to reduce the use of restrictive housing and successfully reintegrate inmates back to general population units (Multi-disciplinary committee consists of: Mental Health, Case Manager, Programs, Operations Staff, Social Services, and PREA).
- Continue to use Loss of Privileges as an alternative to placing inmates on restrictive housing.

54. Please provide a description of DOC's use of "safe cells".

A Safe Cell is a housing cell that provides visibility of inmates and is designed to be suicide resistant by being free of physical structures that may be used in a suicide attempt (e.g. electrical switches or outlets, bunks with open bottoms, towel racks on desks and sinks, radiator vents, or any other fixtures which could be used as anchoring devices for hanging or areas used to jump off). Residents are placed in these cells when they indicate they are (or are deemed to be) suicidal and require enhanced observation. DOC has an individualized approach to providing appropriate care to those inmates. Based upon the individualized assessment of risk acuity, the health care provider placing a resident in the cell determines what restrictions (items or privileges) will be placed on that resident. This information is indicated on the Safe Cell Checklist. These items include: out of cell time, telephone calls, video visitation, family visits, access to running water, access to safe mattresses, smocks, blankets, access to safe eating utensils, personal hygiene, clothing, access to personal property, and lighting. The rationale for these items/privileges is noted in the Electronic Medical Record and the Safe Cell Checklist is placed outside the safe cell door.

55. Please describe the steps that DOC has taken to reduce the inmate population at the CDF and CTF, including reducing the number of parole violators, sentenced felons, and writs/holds. What steps does DOC plan to take to further reduce or maintain the population levels at both facilities?

Good Time Credit Act

Pursuant to DC Law 18-372, DC Municipal Regulations Title 28-6 Good Time Credits, (GTC), eligible misdemeanants receive a reduction of up to five days per month for participation in programs such as reentry, education, vocational training, and work details (and three days for good behavior). This serves as an incentive to pursue constructive programming and is viewed positively by the inmate population. The passage of the NEAR Act increased the number of credits per month from eight to 10.

Strategic Planning on Re-Entry Grant

DOC recently partnered with the Criminal Justice Coordinating Council (CJCC) to develop a District wide recidivism reduction strategic plan funded by a Second Chance Act grant from the Bureau of Justice Assistance. This initiative allows DOC to work with the CJCC, stakeholders, and the Vera Institute of Justice to complete an evaluation of criminal justice data to identify drivers of recidivism, and develop a data-driven, District-wide strategic plan for reducing recidivism.

Increased Programs/Services

DOC will continue to implement best practice programs and services, addressing the needs of the jail population, with the expectation of preventing future involvement with the criminal justice system.

READY Center

The Resources to Empowerment and Develop You (READY) Center is a consolidated location where formerly incarcerated District of Columbia residents can access services from the District of Columbia Government agencies and community organizations such as the Department of Corrections (DOC); Department of Motor Vehicles (DMV); Department of Employment Services (DOES); Department of Human Services (DHS); Department of Behavioral Health (DBH); and the Mayor's Office of Returning Citizens Affairs (MORCA), to ensure successful reintegration into the community. The READY Center engages participants being released within 30 days by sharing information about available services. During the screening process, soon-to-be released participants will complete the READY Center interest card and a screening is conducted to determine what type of services is needed. Within thirty-day of release, participants engage with DC government partnering agencies to fill out applications for services. When the participants are ready to leave DOC custody they walk away with SNAP and medical services through DHS; linkage to behavioral health services through DBH; ID card and driving record information from DMV; a metro cards; gifts cards for McDonalds, and Walmart, and participants receive DOES & DBH referrals to programs and appointment cards. Lastly, The READY Center will also connect participants with MORCA, a community-based organization and other District of Columbia Government agencies for ongoing case management and support.

56. As of January 1, 2018, what was the average time (in days) between sentencing and Bureau of Prisons (“BOP”) designation of felons by DOC?

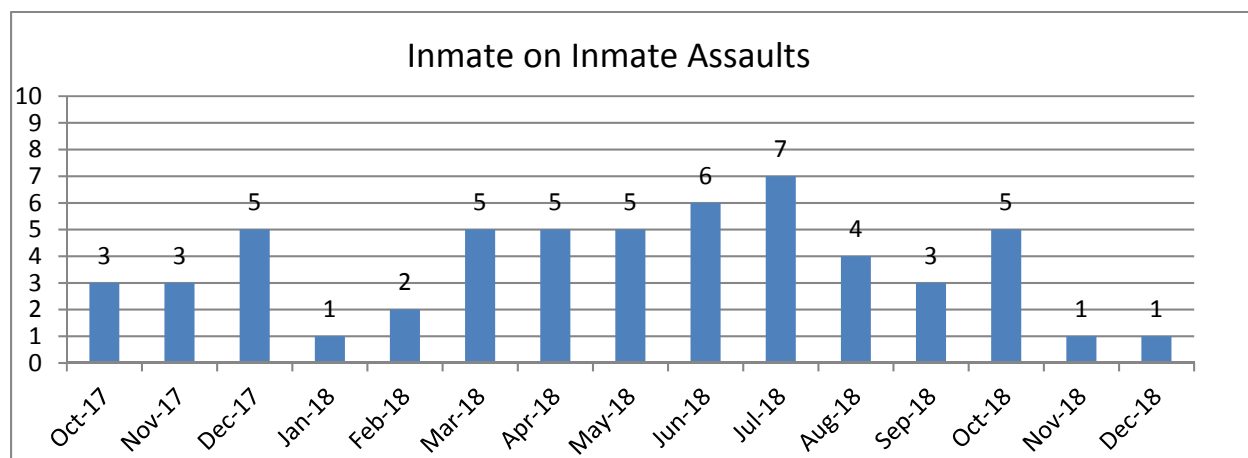
As of January 1, 2019, the CY 2018 average time between sentencing and designation for this same population was 57 days.

57. As of January 1, 2018, how many sentenced felons were “billable” to BOP?

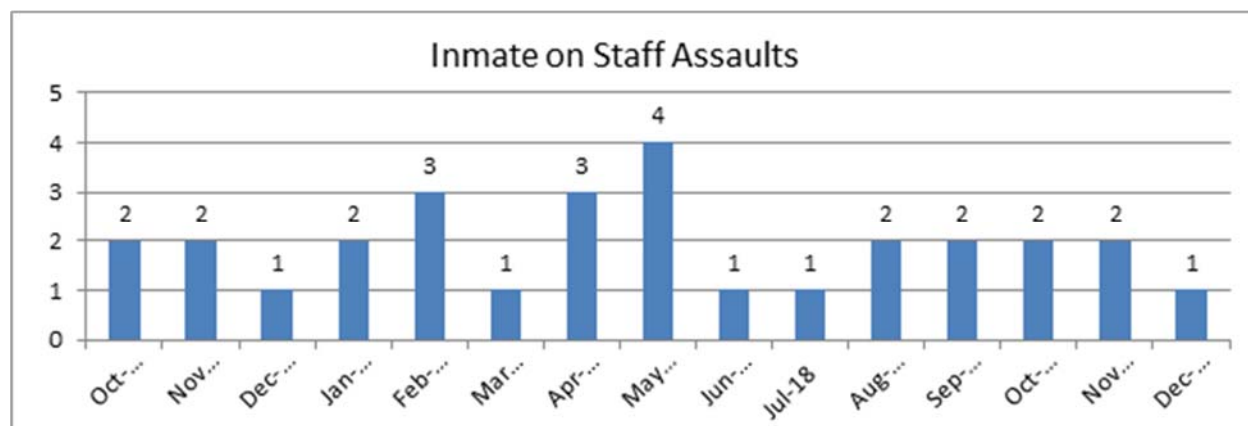
On January 15, 2019, **79** sentenced felons were billable to the FBOP. There were **57** billable at the rate of \$130.99 under the Short Term Sentenced Felon Program, **four** were designated to DOC, **five** were Parole Violators, **eight** were BOP Weekenders, and **five** Federal Program Failures that were all billable at the rate of \$122.28 per day.

58. Please provide, on a monthly basis, the number of inmate-on-inmate assaults (including the type of assault), assaults on staff, and allegations of staff-on-inmate assaults, for FY18 and FY19, to date, and categorize by type of assault. Please explain any trends.

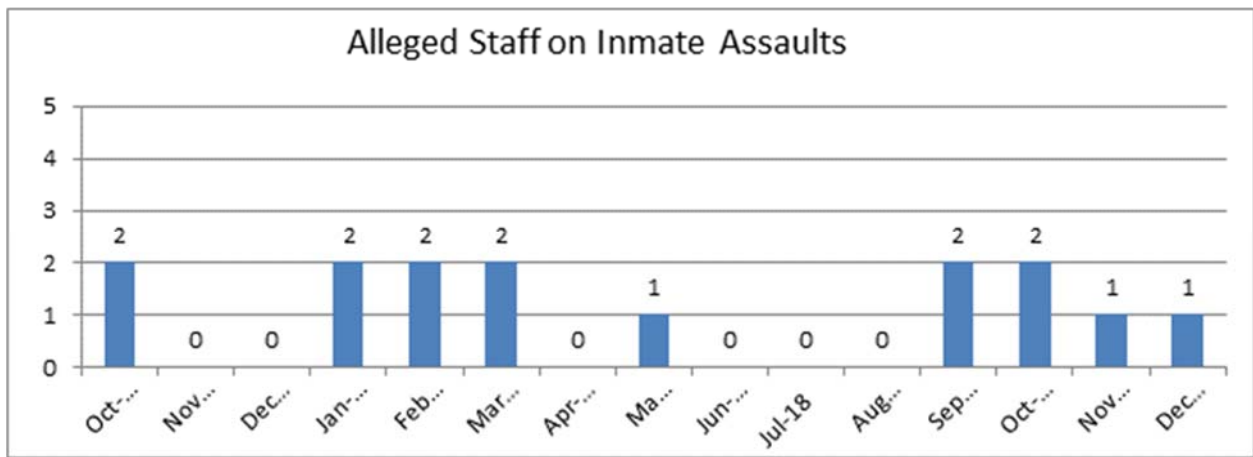
During FY 2018 there were 49 inmate-on-inmate assaults. DOC found that the frequency of inmate-on-inmate assaults spiked during the summer months but decreased going into the winter months.



The frequency of inmate-on-inmate assaults spiked during the summer months however decreased going into the winter months.



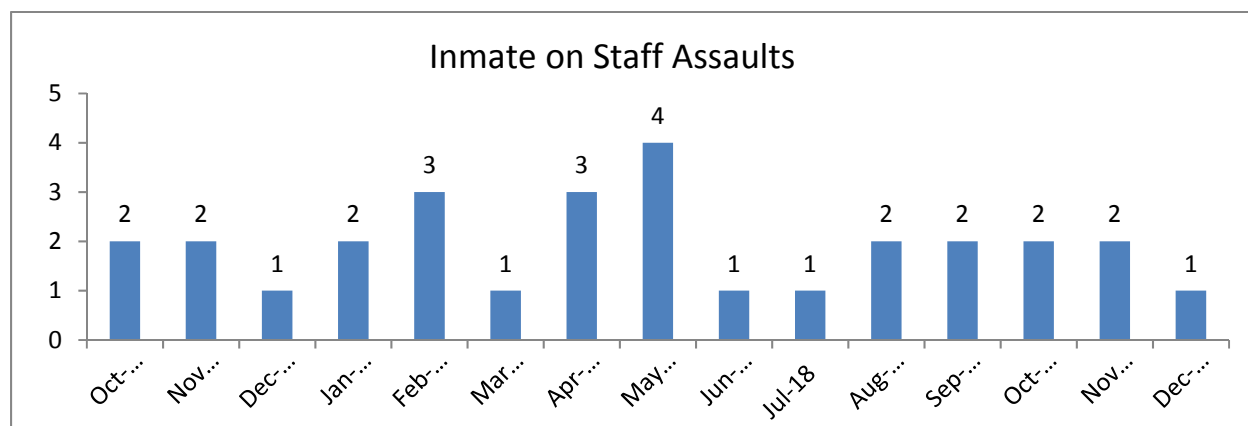
Inmate-on-staff assaults is averaging 2 assaults a month while February, April and May were somewhat higher.



No trends are observed and allegations appear to be sporadic

59. Please describe in detail any incidents of inmate-on-staff assaults in FY18 and FY19, to date. What were the nature of the injuries? What weapons were used? How did DOC respond to these incidents?

Inmate-on-staff assaults are averaging two assaults per month while February, April and May were somewhat higher.



Inmate on Staff Assault Detail	Nature of Injuries	Weapon used	DOC Response
A DOC manager was standing in the sally port when an inmate suddenly struck the manager on the right side of his face	Injuries required the staff member to be transported to the Hospital for treatment.	None	Criminal charges were filed against the Inmate.
DOC staff member was struck by an inmate multiple times in the face from behind. The staff member attempted to grab the inmate to stop the assault at which time both the inmate and staff member fell to the ground.	Injuries required the staff member to be transported to the Emergency Room via Ambulance for treatment.	None	Criminal charges were filed against the Inmate.
An inmate aggressively attacked a staff member, striking him in the face.	Injuries required the staff member to be transported to the Emergency Room via Ambulance for treatment.	None	Criminal charges were filed against the Inmate.
An inmate reached out the food slot of the dayroom and attempted to throw a trash can at a staff member When he didn't succeed, the inmate spit on the staff member. The inmates spit landed on the left side of the staff members face and uniform shirt.	Injuries prevented the staff member from remaining on duty.	None	Criminal charges were filed against the Inmate.
While a staff member served an inmate his food tray, the inmate tossed the tray at him with his food still on the tray. The food tray landed on the staff members chest and stomach area. When the staff member attempted to leave the area, the inmate then spat on his back.	Injuries required the staff member to follow up care with his Primary Physician.	A Tray	Inmate was given institutional charges and placed in Disciplinary housing.

Inmate on Staff Assault Detail	Nature of Injuries	Weapon Used	DOC Response
An inmate jumped off of the table and struck a staff member in the face with a closed fist. The staff member attempted to get away at which time an additional inmate struck him in the back of the head with a close fist.	Injuries required the staff member to follow up care with Inova.	None	Inmate was given institutional charges and placed in Disciplinary housing.
An inmate struck a staff member with a closed fist, striking him about the body.	Injuries prevented the staff member from remaining on duty.	None	Criminal charges were filed against the Inmate.
An inmate assaulted a staff member by throwing a styrofoam tray that he was holding in his hand directly in the staff members chest area.	Injuries required the staff member to follow up care with his Primary Physician.	Styrofoam tray	Inmate was given institutional charges and placed in Disciplinary housing.
An inmate ran out his cell and struck a staff member. After staff members attempted to restrain him, the inmate and an additional inmate assaulted an official, striking him multiple times in the face and upper body.	Injuries required the staff member to be transported to the Emergency Room via Ambulance for treatment.	None	Criminal charges were filed against the Inmate.
While a staff member was off site on her lunch break, a female (ex-offender) approached the staff member and struck her in the head with an object.	Injuries required the staff member to be transported to the Hospital for treatment.	A Piece of Plastic	Criminal charges were filed against the Inmate.
An arrestee threw human feces on the tier. When the cell door was opened to allow the arrestee to clean up his waste, a struggle ensued and during which time the arrestee bit a staff member on her middle and fourth finger.	Injuries required the staff member to follow up care with his Primary Physician.	None	Criminal charges were filed against the Inmate.
An inmate struck a staff member with both hands, (while both hands were handcuffed to the front). The staff member blocked the strike and attempted to restrain him at which time the continued kicking and attempting to bite the staff member.	Injuries required the staff member to follow up care with his Primary Physician.	None	Inmate was given institutional charges and placed in Disciplinary housing.
After the third attempt to restrain an inmate, a staff manager was assaulted by the inmate when the inmate grabbed the staff manager's uniform with his left hand and pulled him (staff member) towards him in an attempt to further assault the staff member causing injury to him.	Injuries required the staff member to follow up care with his Primary Physician.	None	Criminal charges were filed against the Inmate.
An inmate continuously struck a staff member in his facial area with his closed fist.	Injuries required the staff member to be transported to the Emergency Room via Ambulance for treatment.	None	Criminal charges were filed against the Inmate.

Inmate on Staff Assault Detail	Nature of Injuries	Weapon Used	DOC Response
An inmate continuously struck a staff member in his facial area with his closed fist.	Injuries required the staff member to be transported to the Emergency Room via Ambulance for treatment.	None	Criminal charges were filed against the Inmate.
An inmate aggressively stood in the face of a staff member at which time the staff member ordered the inmate to back away. When the inmate refused, the staff had pushed the inmate away for his safety. The inmate then struck the staff member him in the facial area during this incident.	Injuries required the staff member to follow up care with his Primary Physician.	None	Inmate was given institutional charges and placed in Disciplinary housing
An inmate struck a staff member in the facial area with a clinched right fist.	Injuries required the staff member to follow up care with his Primary Physician.	None	Criminal charges were filed against the Inmate.
An inmate struck a staff member in the facial area with a clinched fist several times.	Injuries required the staff member to follow up care with his Primary Physician.	None	Inmate was given institutional charges and placed Disciplinary housing
An inmate struck a staff member in the facial area with a clinched fist.	Injuries required the staff member to be transported to the Hospital for treatment.	None	Inmate was given institutional charges and placed Disciplinary housing
An inmate struck a staff member in the facial area with a clinched fist to the left side of the face.	Injuries required the staff member to be transported to the Hospital for treatment.	None	Criminal charges were filed against the Inmate.
An inmate struck a staff member in the facial area with a clinched fist.	Injuries required the staff member to follow up care with his Primary Physician.	None	Criminal charges were filed against the Inmate.
An inmate struck a staff member with a clinched fist, striking her on the side of her left neck.	Injuries required the staff member to be transported to the Emergency Room via Ambulance for treatment.	None	Criminal charges were filed against the Inmate.
Juvenile inmates picked up plastic chairs and began throwing the chairs at a staff member, hitting him in the face, right hip and torso.	Injuries required the staff member to follow up care with his Primary Physician.	Chair	Criminal charges were filed against the Inmate.
An inmate assaulted a staff member by grabbing her hair and striking her several times with a closed fist.	Injuries required the staff member to follow up care with his Primary Physician.	None	Inmate was given institutional charges and placed in Disciplinary housing.
An inmate assaulted a staff member by grabbing her hair, slammed her head against the desk and then grabbed her by the neck. At that point additional staff witnessed an inmate choking the staff member.	Injuries required the staff member to follow up care with his Primary Physician.	None	Criminal charges were filed against the Inmate.

Inmate on Staff Assault Detail	Nature of Injuries	Weapon Used	DOC Response
An inmate swung her right elbow in the direction of a staff member's facial area, grabbed her neck with her hands and began to use her foot to kick the staff member.	Injuries required the staff member to follow up care with his Primary Physician.	None	Criminal charges were filed against the Inmate.
An inmate used a close fist to strike a staff member in the facial area.	Injuries required the staff member to follow up care with his Primary Physician.	None	Inmate was given institutional charges and placed in Disciplinary housing
An inmate followed a staff member to the Nurses' Office and aggressively grabbed the staff member's right arm.	Injuries required the staff member to follow up care with his Primary Physician.	None	Inmate was given institutional charges and placed in Disciplinary housing
An inmate responded by striking a staff member in the left eye with a clinched fist	Injuries required the staff member to follow up care with his Primary Physician.	None	Criminal charges were filed against the Inmate.
An inmate swung her arm with a closed fist striking a staff member on her left shoulder	Injuries required the staff member to follow up care with his Primary Physician.	None	Inmate was given institutional charges and placed Disciplinary housing
An inmate assaulted a staff member by striking him with a closed fist in the right eye area	Injuries required the staff member to be transported to the Emergency Room via Ambulance for treatment.	None	Criminal charges were filed against the Inmate.

60. What measures is DOC taking to ensure the safety of its staff?

DOC has implemented the following measures to ensure staff safety:

- Integrity Checks at staff entrance;
- Enhanced security;
- Quarterly shakedowns of both facilities;
- Random Contraband Interdiction Team searches; and,
- Emergency Response Team conducting enhanced strategic security spot check searches for inmates who move throughout the facility.

a. What resources or programs are available to staff who experience trauma and stress while on the job? Does DOC provide staff with access to mental health counselors?

DOC has received funding for trauma-informed care that will allow the agency to hire two full-time trauma clinicians in FY19. While the bulk of this funding is geared toward services for the inmate population, some funding is available to assist with addressing the wellbeing of the staff. The grant will also allow training for our clinicians by the Wendt Center for Loss and Healing. The Wendt Center will also develop a training that provides technical assistance to implement a crisis intervention team. The funding also provides for the emotional wellness to the DOC staff (specifically officers and case management). The Wendt Center will supply an array of employee wellness services to the DOC staff, similar to what they regularly provide to agencies such as the Office of the Chief Medical Examiner (OCME).

Additionally, DOC is collaborating with surrounding jurisdictions for peer counseling in the event of traumatic events that may impact the wellbeing of staff. The agency is also exploring the development of similar peer support counselors.

61. How long does the average DOC staff member serve the agency? What are the most common reasons for a staff member to leave the agency?

The average DOC staff member serves the agency for 11 years. The most common reason for staff members to leave the agency is a change in career.

62. Please provide, by month, the number of grievances filed by inmates at CTF and CDF since January 1, 2018.

Month	Number of Grievances Filed
January 2018	7
February 2018	10
March 2018	15
April 2018	5
May 2018	13
June 2018	14
July 2018	9
August 2018	15
September 2018	7
October 2018	12
November 2018	11
December 2018	15
January 2019 (as of 1/11/19)	2

Response Time for Formal Grievances and Appeals by Fiscal Year FY18 - October 2017 - September 2018 FY19 – October 2018 – January 11, 2019			
	Responded to w/in 15 Days	Responded to w/in 31 Days	Total
FY19 Formal Grievances	31	6	37
FY18 Formal Grievances	130	42	172
FY19 Step 2 Formal Grievance	31	6	37
FY18 Step 2 (Formal Grievance)	130	42	172
FY19 Step 3 (Warden's Administrative Remedy)	0	0	0
FY18 Step 3 (Warden's Administrative Remedy)	39	2	41
FY19 Level 1 Appeal (Deputy Director)	0	0	0
FY18 Level 1 Appeal (Deputy Director)	1	4	5
FY19 Level 2 Appeal (Director)	0	1	1
FY18 Level 2 Appeal (Director)	0	2	2

a. By fiscal year, how many of these received a response within 15 days?

Thirty-one (31) formal grievances were responded to in FY19 and one hundred thirty (130) formal grievances were responded to in FY18 within 15 days

b. How many were received within 31 days?

Six (6) formal grievances were responded to in FY19 and forty-two (42) formal grievances were responded to in FY18 within 31 days.

c. How many were appealed to Level 2?

The Inmate Grievance Process is comprised of Step 1 Informal Grievance; Step 2 Formal Grievance; Step 3 Warden's Administrative Remedy; Level 1 Appeal Deputy Director; and Level 2 Appeal Director.

Zero (0) inmate grievances were appealed to Level 1 Deputy Director in FY19 to date. Five (5) inmate grievances were appealed to Level 1 Deputy Director in FY18.

d. How many Level 2 complaints received a response within 15 days?

Zero (0) Level 1 Appeals were responded to within 15 days in FY19 to date. One (1) Level 1 Appeal was responded to within 15 days in FY18.

e. How many Level 2 complaints received a response within 31 days?

Zero (0) Level 1 Appeals received a response within 31 days in FY19 to date. Four (4) Level 1 Appeals were responded to within 31 days in FY18.

f. How many reached the Director level (Level 3)?

The Director level appeal is Level 2. One (1) Level 2 Appeal reached the Director level in FY19 to date. Two (2) appeals reached the Director Level in FY18.

g. What was the average response time at Level 3?

The average response time for Level 2 Appeals is 15-30 days.

63. For FY18 and FY19, to date, how many appeals were received by the Office of Community Corrections for grievances filed within the correctional community centers?

There were no grievances filed with the Office of Community Corrections for FY18 and FY19, to date.

64. If an inmate misbehaves or otherwise violates a rule or directive, what is the DOC response/protocol?

In the event an inmate misbehaves or violates any DOC directives the agency implements the following procedures:

The Disciplinary process is governed by 5300.1H, Inmate Disciplinary and Administrative Housing Hearing Procedures. Please see <https://doc.dc.gov/page/doc-program-statements> for a copy of the policy. Inmates are provided notice of the DOC Policy, inmate offenses, and associated penalties in the Inmate Handbook provided to each inmate at the time of intake/orientation. DOC's Disciplinary procedures meet all constitutional and correctional accreditation standards.

Depending upon the nature of the misbehavior or offense, staff counseling of the inmate may effectively resolve the issue(s). If a more serious offense is committed that warrants the writing of a disciplinary report, it is reviewed by an impartial DOC employee who, in turn, will determine if intervention by a disciplinary board is warranted. An inmate may be charged with a Class I, Class II, or Class III offense. A Class III offense is a minor offense and may be informally resolved. For Class I or II offenses, the inmate who is charged with a rule violation will be placed in prehearing detention only when it is necessary to ensure the inmate's safety or the security of the facility. While the policy is very detailed, a broad overview provides that:

1. The inmate must be provided with a written disciplinary report of the charges within two business days of discovery of the offense;
2. The Disciplinary Hearing Board must receive the disciplinary report and hold a hearing within seven days before three Impartial Hearing Officers;
3. Inmates charged with a Class I offense may request a Public Defender to represent them and an inmate may have a staff representative for a Class II offense;
4. A staff representative may be provided in the following instances; when the inmate cannot collect evidence on his or her behalf, the inmate needs an interpreter, or their emotional or mental status is a barrier to presenting evidence themselves;
5. The inmate representative is allowed to confer with the accused, question witnesses, review statements, charges, and aid in the defense;
6. The Hearing Board issues a written decision within two days, that is reviewed by the Warden or designee to approve, vacate, reduce, or remand the findings within three days;
7. An inmate may appeal to the Warden, who will affirm or reverse the decision within 10 business days;
8. Inmates are given prehearing detention credit applied to their sanction; and
9. If an inmate is found not guilty, the Hearing Officer removes the report entirely from all of the inmate's files.

In the event an inmate is placed in restrictive housing, these units provide living conditions that approximate those of the general population with the exception of a few privileges such as social calls and visits, certain commissary privileges, and certain recreational programs. Inmates continue to access educational services, law/library services, social worker services, counseling services, religious guidance, legal calls and visits, and medical and mental health services.

65. For FY18 and FY19, to date, please indicate all known incidents in which contraband was smuggled into either facility. In your answer, please specify what contraband, as well as the DOC response.

DATE	INCIDENT	CONTRABAND TYPE	DOC RESPONSE
August 2018	An attorney entered through the staff entrance of the CDF. During the search of the attorney's briefcase, contraband was found.	Methamphetamine	The attorney was escorted out of the facility and denied future access pending a ruling from the courts.
September 2018	Aramark employee detained at the staff entrance of the CDF and interviewed based on intelligence that implicated the Aramark worker who was seen secreting contraband into the CDF.	OIS recovered tobacco and marijuana.	The DOC identification card was revoked and the worker was banned from all DOC facilities. Phone numbers associated with an external coconspirator were blocked from the DC DOC inmate telephone system. Investigation is ongoing.
November 2018	An Aramark employee was detained at the staff entrance of the CDF and interviewed based on intelligence that implicated the Aramark worker who was secreting contraband into the CDF.	OIS recovered a quantity of tobacco and other unknown substances pending DFS analysis.	The DOC identification card was revoked and the worker banned from all DOC facilities. Telephone numbers associated with the employee were blocked from the DC DOC inmate telephone system.

66. Please provide an update on DOC procedures for prohibiting contraband from entering DOC facilities.

No new DOC procedures have been implemented. DOC maintains its current policy that cites:

All staff entering are searched for contraband. OIS does integrity tests where they place contraband on certain staff members to monitor whether staff will detect the contraband upon entry. If they are unable to locate the contraband, then re-training and progressive discipline occur. Additionally, after visits and events with outside guests, the K9 unit is used in an attempt to detect any contraband in the form of CDS that may have been passed to an inmate.

a. What policies have been implemented to prevent contraband from entering facilities by mail?

DOC Program Statement 4070.4G Inmate Correspondence and Incoming Publications provides, in Section 10, the standard for DOC mailroom staff to conduct an examination or search of incoming mail to intercept contraband.

b. How often is contraband found by DOC through cell searches or otherwise? What are common types of contraband found?

The nuisance contraband such as excessive bedsheets and blankets is recovered on a daily basis. The illegal contraband with the most common types being tobacco products, sharpened metal or plastic objects, and marijuana are recovered on a weekly basis.

c. How often are opioids, such as heroin, fentanyl, and diphenhydramine, found in the cells or facility, in the mail, or on persons attempting to enter the facility?

There were 24 Mail Intercepts containing suspicious substances and drugs (Suboxone). Contraband such as opioids are recovered less frequently than other forms of contraband. These items are intercepted by mailroom staff on a monthly basis.

67. If a staff member has a complaint about other staff or supervisors, what is the process available to voice such a complaint?

Procedures for filing a complaint (*Sexual Harassment*) as per the DOC policy PP 3310.4j Section 11:

- a. Employees may contact the Sexual Harassment of Employees hotline to report allegations of sexual harassment/retaliation or to receive information on procedures for pursuing a complaint. The hotline telephone number is (202) 671-2054.
- b. Employees, volunteers and contractors may report allegations to any DOC supervisor or may report verbally or in writing to the EEO/DM investigator or EEO Manager. Any DOC supervisor who receives an oral complaint of sexual harassment and/or retaliation must put the complaint in writing immediately and submit the complaint to the EEO/DM Office. Failure to do so will result in disciplinary action against the supervisor.
- c. Employees, volunteers or contractors may report verbally or in writing directly to the Warden or Deputy Warden any sexual harassment or related retaliation, which will be immediately forwarded to the EEO/DM Office.
- d. Complaints may be submitted either by employees and/or their representatives who believe they have experienced harassment and/or related retaliation or by witnesses of such conduct.
- e. The EEO/DM Office, upon receiving allegations of sexual harassment, shall notify the complainant and respondent in writing that a case is open and being investigated. Notice shall also be made to the Warden and the supervisor of the open investigation. Once the investigation is complete, notice of the finding shall be sent to the complainant and respondent within 10 business days of the completion date.
- f. A DOC supervisor, Office Chief/ Administrator, Deputy Director or Director may make appropriate adjustments in working conditions of a Complainant (for example, shift, post or schedule changes) while an allegation of sexual harassment and/or retaliation is being investigated or on a permanent basis as remedial relief where the EEO/DM determines that an allegation of sexual harassment or retaliation has been substantiated.

Procedures for filing a complaint (*Equal Employment Opportunity Program*) as per the DOC policy PP 3800.1G Section 11:

- a. An employee, contractor volunteer or applicant who believes that he or she has been discriminated against because of race, color, religion, national origin, sex, age, marital status, personal appearance, sexual orientation, gender identity or expression, family responsibilities, matriculation, political affiliation, genetic information, and disability in connection with any aspect of District government employment shall consult an EEO counselor or EOS or the EEO Manager within **one hundred-eighty (180) days of occurrence of the alleged unlawful discriminatory act**.
- b. Employees, contractors, volunteers or applicants are encouraged to make every effort to resolve their complaint through the agency's internal complaint process. However, the complainant has the right to seek resolution through the use of any District government designated EEO Counselor. The EEO Counselor listing is available can be located at www.ohr.dc.gov, respectively. Employees, contractors, volunteers or applicants are encouraged to make every effort to resolve their complaint through the agency's internal complaint process. However, the complainant has the right to seek resolution through the use of any District government designated EEO Counselor. The EEO Counselor listing is available can be located at www.ohr.dc.gov, respectively.
- c. At any stage of the complaint process, the complainant shall have the right to a representative of their own choosing. The complainant and their representative shall have a reasonable amount of time for preparation and presentation of the complaint, as permitted

by the applicable union contract or District Personnel Manual. The representative shall make themselves available for participation within forty-eight (48) hours of notice to the Unit.

- d. The Complainant may first consult with an EEO counselor prior to filing. The initial consultation with the EEO counselor shall occur within seven (7) days of receipt of notice of a complaint. If after the initial consultation, the employee wishes to file an internal complaint, the EEO Counselor shall refer the complainant to the EEO and Diversity Unit. Alternatively, the employee may contact the EEO and Diversity Unit, as described in steps 2-3, without consulting an EEO Counselor.
- e. Using the DOC EEO Complainant form, the complainant shall provide the basis of the complaint, a detailed account of the incident(s) that led to the allegations, and the name of the respondent(s) and any witness (es) prior to meeting with the agency's EEO Counselor.
- f. The Complainant shall submit the complaint by email to eeo.doc@dc.gov.

A complaint will not be determined as received by the EEO Unit if the EEO Complaint Form is not completed.

- a. Within two (2) business days of receipt of the complaint, the EEO and Diversity Unit will assign the complaint to an EEO Counselor to commence the resolution process. The EEO and Diversity Manager may also assign the matter to an EOS for investigation.
- b. The Complainant will have five (5) business days to respond to any inquiries from the EEO Counselor or EOS such as scheduling interviews or receiving additional information. Complainant's failure to respond or participate in the process, after filing a complaint, will result in immediate issuance of an Exit Letter.
 - Refraining from discriminatory or retaliatory conduct.
 - Refraining from using discriminatory or offensive language in the workplace.
 - Refusing to tolerate or condone discrimination and/or retaliation by other employees.
 - Cooperating with the EEO Manager, the EOS, the EEO Counselors or DOC Supervisors/Office Administrators during an EEO proceeding.

Additionally, those employees who bond to a collective bargaining agreement may utilize the provisions in the union contract's grievance procedure to file a complaint. Non-union employees may utilize the measures outlined in the above DOC policies.

How many such complaints have been filed in FY18 and FY19, to date?

FY18 – Total: 41 (2 Sexual Harassment cases)

FY19 – Total: 16 (3 Sexual Harassment cases)

How does DOC respond to such complaints?

Complaints filed in the form of a grievance and are processed and responded to in accordance with the union's contract or the agency's policy and procedure. All other complaints are referred to the proper authority, investigated and handled as deemed appropriate

For EEO complaints, upon receipt of the complaint, the agency's Office of EEO & Diversity commences an investigation into the allegations.

68. Please provide total amounts budgeted and expended for overtime in FY16, FY17, FY18, and FY19, to date.

LOCAL:

OVERTIME	ORIGINAL BUDGET	REVISED BUDGET	EXPENDITURES
FY 2016	2,669,996	3,699,996	9,683,883
FY 2017	2,515,745	8,265,745	15,061,536
FY 2018	2,728,472	12,008,427	19,728,230
FY 2019	8,621,956	---	5,093,514

SPR:

OVERTIME	ORIGINAL BUDGET	REVISED BUDGET	EXPENDITURES
FY 2016	0	---	60,730
FY 2017	0	---	820,545
FY2018	0	2,797,979	2,551,112
FY 2019	0	---	791,736

- a. How has DOC worked to reduce overtime costs in FY18 and FY19, to date? How does DOC plan to address overtime costs in FY20?

With the support of EOM, the agency is working, through hiring efforts to address the correctional officer shortage. Weekly overtime justification meetings are held with supervisors in charge of overtime distribution and alternative operational initiatives are being piloted.

b. What are the causes of overtime?

The causes of DOC overtime for FY17, FY18 and FY29 are listed in the chart below:

Activity	FY 2017 YEAR END ACTUAL		FY 2018 YEAR END ACTUAL		FY 2019 ¹ OCTOBER - DECEMBER	
	HOURS	COST	HOURS	COST	HOURS	COST
Admin Leave	11,854	503,802	18,573	789,366	2,810	119,404
Annual Leave	4,718	200,517	10,669	453,421	2,382	101,235
AWOL	12,724	540,749	16,965	720,993	3,079	130,847
Bereavement	1,494	63,483	1,987	84,467	553	23,481
Comp Time	7,682	326,498	13,769	585,189	2,510	106,686
Construction	1,289	54,785	801	34,059	117	4,951
COP	1,784	75,830	1,628	69,206	1,171	49,746
Court Jury	379	16,095	288	12,245	56	2,359
Detailed	31,086	1,321,136	34,153	1,451,522	5,611	238,457
Exempt Time (for supervisors)	42	1,773	211	8,957	670	28,486
FMLA	12,881	547,441	12,727	540,904	3,843	163,338
High Profile	36	1,526	23	986	8	340
IRC Construction	43	1,841	91	3,855	146	6,184
IRC Staffing	3,372	143,308	14,890	632,808	3,967	168,608
IRC Training	80	3,412	105	4,467	58	2,444
K-9 Care	420	17,857	772	32,812	290	12,304
Late Relief	10,176	432,462	11,792	501,150	2,434	103,438
LWOP	9,007	382,818	11,122	472,684	3,246	137,966
Med. Out. CCA Takeover	6,314	268,333	3,034	128,933	170	7,204
Med. Out. Court House Takeover	1,820	77,367	2,825	120,056	648	27,529
Med. Out. MPD Takeover	60,794	2,583,761	40,539	1,722,901	5,544	235,631
Med. Out. Non Takeover	40,120	1,705,103	52,305	2,222,945	10,901	463,271
Med. Out. S/Elizabeth Takeover	2,000	84,988	633	26,882	377	16,012
Medical Clinic/ Appointment	3,894	165,487	13,607	578,318	3,765	159,991
Military	3,098	131,647	2,511	106,734	523	22,206
Open Post	49,571	2,106,762	92,307	3,923,060	10,274	436,629
Other	12,365	525,498	25,401	1,079,563	8,789	373,533
Paid Family Leave	0	0	15,635	664,486	4,542	193,035
Restrictive Housing Enhancement	1,516	64,437	8,311	353,229	3,678	156,304
Shakedown	2,779	118,122	2,262	96,133	1,032	43,860
Sick	40,852	1,736,190	60,148	2,556,277	12,816	544,669
Special Conveyance/ 911 Trip	2,679	113,857	6,564	278,978	2,625	111,563
Suicide Watch	0	0	222	9,456	153	6,503
Supervisor Coverage	13,706	582,516	14,795	628,798	1,892	80,410
Suspension	214	9,114	533	22,653	118	5,015
Training	12,742	541,537	20,792	883,679	3,102	131,814
Workers Compensation	10,307	438,029	11,361	482,854	830	35,286
	373,837	\$15,888,083	524,354	\$22,285,024	104,723	\$4,450,736

Year to year percentage change (FY 2019 is based on straight-lined projection of YTD hours)

40%

-20%

NOTE:

FY 2019 YTD numbers are for 3 months; October through December. The above table represents 'All Activities' per the Overtime Intime Report, from FY 2017 - December FY 2019. A comparative analysis between FY 2018 and FY 2017 indicates a 40% increase in usa

69. In the FY19 budget, the Council funded 65 new FTEs. How many of these positions have been filled, to date, and please be specific in hiring status? How many remain vacant?

DOC's status of Council funded new FTE's:

Agency	FY	Fund Code	Program Code	Activity	Position Number	Position Title	Hire Date	Anticipated Hiring date	Vacancy Status
FLO	2019	0100	605C	3605	00095265	CORRECTIONAL OFFICER	5/29/2018		Filled
FLO	2019	0100	605C	3605	00095267	CORRECTIONAL OFFICER	5/29/2018		Filled
FLO	2019	0100	605C	3605	00095268	CORRECTIONAL OFFICER	5/29/2018		Filled
FLO	2019	0100	605C	3605	00095269	CORRECTIONAL OFFICER	5/29/2018		Filled
FLO	2019	0100	605C	3605	00095271	CORRECTIONAL OFFICER	5/29/2018		Filled
FLO	2019	0100	605C	3605	00095272	CORRECTIONAL OFFICER	5/29/2018		Filled
FLO	2019	0100	605C	3605	00095273	CORRECTIONAL OFFICER	5/29/2018		Filled
FLO	2019	0100	605C	3605	00095274	CORRECTIONAL OFFICER	5/29/2018		Filled
FLO	2019	0100	605C	3605	00095277	CORRECTIONAL OFFICER	5/29/2018		Filled
FLO	2019	0100	605C	3605	00095264	CORRECTIONAL OFFICER	6/11/2018		Filled
FLO	2019	0100	605C	3605	00095266	CORRECTIONAL OFFICER	6/11/2018		Filled
FLO	2019	0100	605C	3605	00095276	CORRECTIONAL OFFICER	6/11/2018		Filled
FLO	2019	0100	605C	3605	00095278	CORRECTIONAL OFFICER	6/11/2018		Filled
FLO	2019	0100	605C	3605	00095279	CORRECTIONAL OFFICER	6/11/2018		Filled
FLO	2019	0100	605C	3605	00095280	CORRECTIONAL OFFICER	6/11/2018		Filled
FLO	2019	0100	605C	3605	00095281	CORRECTIONAL OFFICER	6/11/2018		Filled
FLO	2019	0100	605C	3605	00095283	CORRECTIONAL OFFICER	6/11/2018		Filled
FLO	2019	0100	605C	3605	00095285	CORRECTIONAL OFFICER	6/11/2018		Filled
FLO	2019	0100	605C	3605	00095286	CORRECTIONAL OFFICER	6/11/2018		Filled
FLO	2019	0100	605C	3605	00095287	CORRECTIONAL OFFICER	6/11/2018		Filled
FLO	2019	0100	605C	3605	00095288	CORRECTIONAL OFFICER	6/11/2018		Filled
FLO	2019	0100	605C	3605	00095289	CORRECTIONAL OFFICER	6/11/2018		Filled
FLO	2019	0100	605C	3605	00095270	CORRECTIONAL OFFICER	6/25/2018		Filled
FLO	2019	0100	605C	3605	00095284	CORRECTIONAL OFFICER	6/25/2018		Filled
FLO	2019	0100	605C	3605	00095291	CORRECTIONAL OFFICER	6/25/2018		Filled
FLO	2019	0100	605C	3605	00095290	CORRECTIONAL OFFICER	7/9/2018		Filled
FLO	2019	0100	605C	3605	00095292	CORRECTIONAL OFFICER	7/9/2018		Filled
FLO	2019	0100	605C	3605	00095293	CORRECTIONAL OFFICER	7/23/2018		Filled
FLO	2019	0100	605C	3605	00096782	CORRECTIONAL OFFICER	10/15/2018		Filled
FLO	2019	0100	605C	3605	00095275	CORRECTIONAL OFFICER	11/26/2018		Filled
FLO	2019	0100	605C	3605	00096780	CORRECTIONAL OFFICER	12/10/2018		Filled
FLO	2019	0100	605C	3605	00096781	CORRECTIONAL OFFICER	12/10/2018		Filled
FLO	2019	0100	605C	3605	00096783	CORRECTIONAL OFFICER	12/10/2018		Filled

Agency	FY	Fund Code	Program Code	Activity	Position Number	Position Title	Hire Date	Anticipated Hiring date	Vacancy Status
FL0	2019	0100	605C	3605	00096784	CORRECTIONAL OFFICER	12/10/2018		Filled
FL0	2019	0100	605C	3605	00096800	CORRECTIONAL OFFICER	12/10/2018		Filled
FL0	2019	0100	605C	3605	00096786	CORRECTIONAL OFFICER	12/17/2018		Filled
FL0	2019	0100	605C	3605	00096788	CORRECTIONAL OFFICER	12/17/2018		Filled
FL0	2019	0100	605C	3605	00096803	CORRECTIONAL OFFICER	12/17/2018		Filled
FL0	2019	0100	605C	3605	00096787	CORRECTIONAL OFFICER	1/7/2019		Filled
FL0	2019	0100	605C	3605	00096789	CORRECTIONAL OFFICER	1/7/2019		Filled
FL0	2019	0100	605C	3605	00096790	CORRECTIONAL OFFICER	1/7/2019		Filled
FL0	2019	0100	605C	3605	00096791	CORRECTIONAL OFFICER	1/7/2019		Filled
FL0	2019	0100	605C	3605	00096794	CORRECTIONAL OFFICER	1/7/2019		Filled
FL0	2019	0100	605C	3605	00095282	CORRECTIONAL OFFICER		4/1/2019	Vacant
FL0	2019	0100	605C	3605	00096796	CORRECTIONAL OFFICER		1/29/2018	Vacant
FL0	2019	0100	605C	3605	00096797	CORRECTIONAL OFFICER		1/29/2018	Vacant
FL0	2019	0100	605C	3605	00096878	CORRECTIONAL OFFICER		1/29/2018	Vacant
FL0	2019	0100	605C	3605	00096894	CORRECTIONAL OFFICER		1/29/2018	Vacant
FL0	2019	0100	605C	3605	00096895	CORRECTIONAL OFFICER		1/29/2018	Vacant
FL0	2019	0100	605C	3605	00096896	CORRECTIONAL OFFICER		1/29/2018	Vacant
FL0	2019	0100	605C	3605	00096897	CORRECTIONAL OFFICER		1/29/2018	Vacant
FL0	2019	0100	605C	3605	00096898	CORRECTIONAL OFFICER		2/19/2019	Vacant
FL0	2019	0100	605C	3605	00096899	CORRECTIONAL OFFICER		2/19/2019	Vacant
FL0	2019	0100	605C	3605	00096900	CORRECTIONAL OFFICER		2/19/2019	Vacant
FL0	2019	0100	605C	3605	00096901	CORRECTIONAL OFFICER		2/19/2019	Vacant
FL0	2019	0100	605C	3605	00096902	CORRECTIONAL OFFICER		2/19/2019	Vacant
FL0	2019	0100	605C	3605	00096903	CORRECTIONAL OFFICER		2/19/2019	Vacant
FL0	2019	0100	605C	3605	00096904	CORRECTIONAL OFFICER		2/4/2019	Vacant
FL0	2019	0100	605C	3605	00096905	CORRECTIONAL OFFICER		2/4/2019	Vacant
FL0	2019	0100	605C	3605	00096906	CORRECTIONAL OFFICER		2/4/2019	Vacant
FL0	2019	0100	605C	3605	00096907	CORRECTIONAL OFFICER		2/4/2019	Vacant
FL0	2019	0100	605C	3605	00096908	CORRECTIONAL OFFICER		2/4/2019	Vacant
FL0	2019	0100	605C	3605	00096909	CORRECTIONAL OFFICER		2/4/2019	Vacant
FL0	2019	0100	605C	3605	00096910	CORRECTIONAL OFFICER		2/4/2019	Vacant
FL0	2019	0100	605C	3605	00096912	CORRECTIONAL OFFICER		2/4/2019	Vacant

Filled	43.0
Vacant	22.0
Total	65.0

a. How often, on average, does a Correctional Officer work overtime?

Officers often work overtime. During the spring and summer of 2018, in overlap with a high inmate population and increased security initiatives, officers were drafted (non-voluntary) at high numbers. Since the hiring of additional officers, drafting numbers have decreased. Voluntary overtime continues to be available to meet continuing needs and safe operation of the facilities.

70. Please describe, in detail, the mental health services offered to DOC inmates.

The medical and mental health care services provided at DOC meet all requirements by our accrediting bodies, the National Commission on Correctional Health Care (NCCHC) and the American Correctional Association. For more than 10 years, our Opioid Treatment Program has been jointly accredited by Substance Abuse and Mental Health Services Administration (SAMHSA) and the NCCHC. The current contract meets NCCHC and ACA requirements and is more focused on acute and crisis care. The next healthcare contract has been written to be more comprehensive regarding Mental Health Services (all services to be provided through a Trauma-Informed Care lens, far more therapeutic modalities offered (Cognitive Behavioral Therapy, Dialectical Behavioral Therapy, Schizophrenic-focused therapy) and evidence-based group therapies, etc. With the current and future contracts, medical, mental health, and Substance Use Disorder (SUD) care is integrated and coordinated in such a manner that the healthcare needs are identified, needs are met and the impact the respective conditions have on one another are addressed.

At intake, all inmates undergo a mental health screen, and if they have signs of symptoms of a mental health condition, a history of mental health conditions, or other risk indicators, they also undergo a mental health assessment in the Inmate Reception Center by a Mental Health Clinician. Inmates are assessed at intake and placed on either the Acute Mental Health Unit or in General Population. Inmates placed in the Acute Mental Health Unit are generally provided with psychotropic medication therapy for stabilization of their condition. They meet with a multi-disciplinary Treatment Team and receive appropriate follow up as their condition warrants. Once stabilized, these inmates may be referred to the Mental Health Step Down Unit, a therapeutic environment offering a range of group therapies (including art therapy, motivational therapy, Substance Use Disorder Therapy, yoga and mindfulness, Trauma Informed Care, Anger Management, Re-entry, Life Skills, job-readiness, etc.). Inmates off the acute or step-down unit, may access mental health services via the sick call system, or, if they have diagnosed mental health concerns, they are followed by the mental health clinicians and seen in follow up on a regular basis as their condition requires.

For inmates in need of acute crisis care at any point during their incarceration, they are placed in a safe cell for suicidality and monitored closely (see question 54).

For more than a decade, DOC has been a national leader in correctional healthcare by providing Medication Assisted Treatment (MAT) to all inmates from the MAT in the community. Once the medication is verified, it is continued while the inmate is under our care and custody. Inmates not on MAT, but in need of some kind of Substance Use Disorder Treatment are assessed closely by Unity at intake and screened/referred for Medication Assisted Treatment (MAT) as needed. For the past year, DOC has been not only continuing inmates on Methadone or Suboxone, but also initiating it in jail. Inmates in need are also released on Narcan.

a. What is the average monthly number of inmates that receive these services?

The average number of inmates seen (by a psychiatrist or mental health clinician) for mental health services monthly is 1,030. Additionally, everyone undergoes a mental health *screen* at the time of intake, and those inmates with a history of mental health conditions/hospitalization or signs of symptoms of mental health conditions also have a full mental health *assessment* at the time of intake by a mental health clinician. This kind of assessment at the time of intake is a national best practice to help identify those at risk and provide for appropriate care immediately at intake and in follow up.

b. How does DOC measure the impact of its mental health services?

DOC's Office of Health Services Administration (OHSA) performs audits of all health services as well as all contractual healthcare requirements to assure compliance with all accrediting body (NCCHC and ACA) healthcare standards and important dimensions of care such as timely access, appropriate treatment and continuity of care, etc. We specifically look at and carefully focus on high risk, high volume, problem-prone performance measures such as mental health services. We worked with national subject matter experts on establishing performance benchmarks, and measure Unity's performance against those benchmarks to assure compliance and that performance is being sustained. Corrective Action Plans are created by the vendor when performance dips below benchmark expectations.

Specifically, regarding mental health services, the OHSA audits looks at 23 performance indicators related to acute and chronic mental health care provision, the Mental Health Step Down Unit, and Medication Treatment issues. These audits are generally conducted 3-4 times annually, more if a previous audit necessitated a Correction Action Plan. Under those circumstances, our office will re-audit in 60 days. Per DOC instruction, Unity also gathers performance metrics on the Mental Health Step Down Unit.

71. Please describe DOC's current release procedures and reentry planning procedures relating to inmates with mental health needs.

Discharge planning begins at Intake in the IRC. Our robust award-winning healthcare discharge planning model is a national best practice to help ensure continuity of care. Inmates receive a plan for discharge during intake. Within two weeks prior to discharge one of Unity's discharge planners meet with the inmate to discuss the specific plans. Unity assists inmates with obtaining a primary care provider, a mental health provider, housing, employment/vocational training, Substance Use Disorder (SUD) counseling and clothing/food needs. Inmates with mental health conditions are also linked to DBH liaisons in the jail to help coordinate continuity of care in one of the District's Core Service Agencies. They are also provided information on numerous mental health and SUD-oriented clinics in the city (e.g. Friendship Place, Wendt Center, Narcotics Anonymous, Alcoholics Anonymous) and various hotline numbers related to these services/needs. Discharge planners also review with them the DBH funded Substance Abuse Treatment Providers list. If they are on MAT, they follow up with their healthcare providers at MAT clinics the day after discharge. Those on Suboxone will also receive a prescription for their medication and follow up with their provider shortly after discharge to receive their next dose of Suboxone. Inmates with Opioid Use Disorder also receive Narcan upon release. Discharge planning also includes Recovery Support Services information and CSOSA funded Substance Abuse Treatment and Transitional Housing Providers. Inmates on psychotropic medications generally receive a three-day supply of those medications along with a prescription and a follow up appointment to see their provider/providers.

72. Please outline any ongoing environmental, structural or mechanical deficiencies throughout CDF and CTF.

All DOC ongoing environmental, structural and mechanical deficiencies at CDF and CTF are listed below:

- CDF
 - Experiences water penetration issues, and consequences, as a result of deterioration to the structure of the facility, façade, and windows.
 - All of the mechanical equipment has surpassed its life expectancy and is being repaired and replaced as needed whenever possible
- CTF
 - Experiences water penetration issues, and consequences, as a result of deterioration to the structure of the facility and roof.
 - Outside column damage from the building shifting
 - Lack of HVAC controls and improper duct installation
 - Insufficient emergency power
 - All mechanical equipment has or is approaching its life expectancy

73. For FY18 and FY19, to date, please list all HVAC issues that occurred. What is the current timeline for completion of HVAC repairs, if any?

HVAC repairs are ongoing due to the age and condition of the units at both facilities.

a. Please provide temperature reports for CDF and CTF for FY18 and FY19, to date.

January 2018:

	NW1	NE1	N1	NW2	NE2	N2	NW3	NE3	N3	SW1	SE1	S1	SW2	SE2	S2	SW3	SE3	S3	Daily BLDG Avg	
Average	76.01	73.11	74.68	75.04	75.47	73.52	74.93	75.31	76.13	72.84	73.05	74.32	75.10	74.29	76.33	75.31	74.50	75.16	74.73	
1/1/2018	71.37	70.67	70.64	71.96	72.14	69.96	72.09	71.44	70.61	72.24	71.57	73.40	72.92	71.78	72.29	72.89	71.94	73.82	71.87	
1/2/2018	71.11	70.64	71.09	72.05	72.39	70.76	72.21	71.79	71.75	72.54	71.99	74.42	73.54	71.81	73.35	73.73	72.17	74.58	72.33	
1/3/2018	72.00	71.11	72.40	72.46	72.82	71.92	72.32	72.01	72.46	72.63	72.54	74.39	74.11	72.27	74.46	74.31	72.88	74.40	72.86	
1/4/2018	73.03	71.57	73.17	72.44	72.92	72.04	72.29	72.02	72.58	72.60	72.74	74.04	74.88	72.83	74.86	74.72	73.33	74.22	73.13	
1/5/2018	71.79	71.14	71.91	71.97	72.34	71.63	72.14	72.19	72.62	72.46	72.38	74.27	74.55	72.63	75.55	73.99	72.88	74.43	72.83	
1/6/2018	70.54	70.60	70.53	71.77	72.06	70.70	72.28	72.79	72.88	72.37	72.04	74.49	75.51	73.79	79.42	73.87	72.53	74.20	72.91	
1/7/2018	69.71	70.19	69.64	71.88	72.03	70.01	72.36	72.87	72.80	72.33	71.98	74.58	75.97	74.52	80.78	74.16	72.68	73.90	72.91	
1/8/2018	70.74	70.84	71.39	72.30	72.73	71.49	72.83	74.81	73.92	72.55	72.56	74.17	77.33	75.64	82.12	74.91	73.60	74.80	73.82	
1/9/2018	74.66	72.46	74.79	73.45	75.14	73.35	75.11	78.44	77.12	72.68	73.44	74.24	78.93	76.98	80.65	76.21	74.75	75.55	75.44	
1/10/2018	78.16	73.32	76.29	75.35	77.72	74.54	77.70	79.39	79.70	72.41	73.07	73.79	79.63	77.32	76.15	77.81	75.17	74.61	76.23	
1/11/2018	79.45	74.32	77.09	77.68	79.52	76.18	79.61	80.31	81.44	73.00	73.72	74.62	79.04	77.17	75.70	78.81	75.87	75.83	77.19	
1/12/2018	79.24	75.13	77.04	79.39	80.32	77.63	80.44	80.48	81.69	74.70	75.55	76.19	78.67	77.80	78.23	79.75	78.46	79.06	78.32	
1/13/2018	78.68	74.68	76.38	79.29	79.29	76.48	79.23	77.50	79.90	74.61	74.98	74.96	77.62	77.18	77.35	78.96	77.93	77.79	77.38	
1/14/2018	77.35	73.29	75.39	76.48	76.24	73.66	75.32	73.38	76.00	72.60	72.96	74.08	74.33	74.45	74.35	75.47	74.78	74.29	74.69	
1/15/2018	76.00	72.39	74.30	74.06	74.13	72.60	72.99	72.31	74.85	72.37	71.88	73.61	72.56	72.50	73.05	73.61	72.80	73.09	73.28	
1/16/2018	75.61	72.17	74.21	73.21	73.82	72.51	72.79	72.26	75.07	72.37	72.03	73.62	72.40	72.32	72.95	73.29	72.67	73.00	73.13	
1/17/2018	75.97	72.14	74.77	73.20	73.58	72.64	72.72	72.35	75.43	72.32	72.01	73.45	72.50	72.18	72.92	73.44	72.59	72.81	73.17	
1/18/2018	76.15	72.09	74.95	72.98	73.51	72.82	72.68	72.50	75.57	72.16	71.84	73.13	72.06	71.99	72.38	73.08	72.17	72.87	73.05	
1/19/2018	77.13	72.86	75.66	73.58	74.16	73.17	73.39	73.88	76.20	72.40	72.46	74.54	73.22	72.67	73.87	74.15	73.16	73.79	73.91	
1/20/2018	77.47	73.48	75.68	74.80	75.11	73.53	74.35	75.17	76.51	72.66	73.02	74.77	73.92	73.29	75.96	75.15	74.05	74.84	74.65	
1/21/2018	77.73	73.80	75.77	75.98	76.10	74.19	75.15	76.08	76.69	72.78	73.36	74.39	74.56	73.92	76.91	75.41	74.98	75.71	75.19	
1/22/2018	75.88	73.76	74.22	76.59	76.77	74.80	75.64	76.71	76.40	73.50	73.86	75.16	75.58	74.94	77.89	76.38	76.31	77.16	75.64	
1/23/2018	75.19	73.78	74.16	76.80	77.12	75.10	76.34	77.41	76.95	74.37	74.63	75.79	76.51	76.18	78.39	77.47	77.42	78.04	76.20	
1/24/2018	78.08	74.35	76.52	77.33	77.52	75.30	76.71	77.59	78.45	73.76	74.33	74.79	76.41	75.71	78.08	77.09	76.69	77.29	76.44	
1/25/2018	79.07	74.53	76.64	77.03	77.30	74.66	76.50	77.31	78.38	72.81	73.60	74.18	75.11	74.80	77.26	75.70	75.67	75.98	75.92	
1/26/2018	79.19	74.95	76.88	76.89	76.99	74.12	76.15	76.57	77.40	72.67	73.22	73.94	74.40	74.31	76.84	74.79	75.14	75.36	75.55	
1/27/2018	78.99	75.30	76.34	77.05	77.12	74.42	76.17	76.81	77.06	72.84	73.28	74.09	74.12	74.32	76.81	74.75	75.22	75.67	75.58	
1/28/2018	78.73	75.20	76.58	77.45	77.52	75.19	76.31	77.27	77.45	73.09	73.61	74.38	74.81	74.92	77.38	75.60	75.96	76.52	76.00	
1/29/2018	79.82	75.55	77.19	78.02	77.70	75.30	76.93	77.17	78.15	72.93	73.65	74.13	75.06	74.98	77.56	75.85	76.07	76.55	76.26	
1/30/2018	79.37	75.49	77.09	77.31	77.40	74.76	76.74	77.29	77.74	72.66	73.29	73.87	74.44	74.42	76.85	75.07	75.39	75.59	75.82	
1/31/2018	77.95	74.65	76.40	75.64	76.10	73.77	75.25	76.38	76.23	72.56	72.86	74.43	73.48	73.50	75.95	74.20	74.15	74.37	74.88	

February 2018:

	<u>NW1</u>	<u>NE1</u>	<u>N1</u>	<u>NW2</u>	<u>NE2</u>	<u>N2</u>	<u>NW3</u>	<u>NE3</u>	<u>N3</u>	<u>SW1</u>	<u>SE1</u>	<u>S1</u>	<u>SW2</u>	<u>SE2</u>	<u>S2</u>	<u>SW3</u>	<u>SE3</u>	<u>S3</u>	<u>Daily BLDG Avg</u>	
Average	75.53	74.29	74.30	75.47	76.17	73.82	74.88	76.12	76.11	73.21	73.41	74.60	74.78	74.32	76.07	75.68	75.34	75.49		74.98
2/1/2018	77.48	74.64	76.77	75.71	75.99	73.95	74.98	76.27	76.53	72.68	73.23	74.04	73.66	73.39	75.80	74.65	74.08	74.61		74.92
2/2/2018	77.37	74.60	76.94	75.38	75.88	73.84	74.98	76.35	76.22	72.45	73.05	74.31	73.58	73.37	75.65	74.98	74.10	74.41		74.86
2/3/2018	76.25	74.02	75.96	73.97	75.00	73.43	73.45	75.34	75.38	72.46	72.51	74.52	73.10	72.68	75.01	74.06	72.94	73.57		74.09
2/4/2018	76.60	74.02	76.40	74.57	75.21	73.89	73.30	75.31	75.81	72.38	72.62	74.46	73.20	72.60	75.07	74.20	73.00	73.72		74.24
2/5/2018	77.13	74.22	76.86	75.06	75.47	74.06	73.43	75.27	75.96	72.40	72.62	74.58	73.19	72.68	75.12	74.16	72.99	73.77		74.39
2/6/2018	77.42	74.22	77.00	75.35	75.38	73.96	73.83	75.25	75.87	72.42	72.62	74.55	73.26	72.62	75.20	74.24	73.14	73.84		74.45
2/7/2018	77.29	74.10	76.90	74.94	75.01	73.79	73.75	75.03	75.43	72.28	72.46	74.40	73.19	72.58	75.04	74.49	73.13	73.62		74.30
2/8/2018	76.94	73.90	76.23	74.20	74.56	73.40	73.03	74.64	75.14	72.25	72.35	74.28	73.06	72.40	74.66	74.35	73.12	73.30		73.99
2/9/2018	76.86	73.86	75.27	74.11	74.50	73.41	73.02	74.52	75.53	72.35	72.50	74.59	73.31	72.67	74.78	74.28	73.26	73.59		74.02
2/10/2018	75.96	74.01	73.71	74.23	74.82	73.30	73.25	74.69	75.83	72.46	72.78	74.67	73.45	72.99	75.18	73.90	73.81	74.03		74.06
2/11/2018	75.79	74.24	74.06	74.74	75.63	73.80	73.46	75.21	76.02	72.90	73.32	74.11	74.29	73.90	75.90	74.65	74.73	75.17		74.55
2/12/2018	74.91	74.15	73.52	75.45	76.25	73.87	74.22	75.46	75.78	73.10	73.35	74.13	74.94	74.68	76.13	75.61	75.72	75.84		74.84
2/13/2018	75.06	74.34	73.70	75.22	75.90	73.62	74.95	75.88	76.92	72.52	73.00	73.69	74.27	73.87	75.76	74.96	75.04	74.95		74.65
2/14/2018	75.40	74.37	73.84	75.40	76.36	73.86	75.69	76.42	77.35	72.61	72.98	74.28	73.94	73.59	75.55	74.30	74.78	74.49		74.73
2/15/2018	75.77	74.68	74.17	76.01	76.96	74.43	75.91	76.91	77.26	73.08	73.77	74.66	74.85	74.38	76.69	75.23	75.88	76.08		75.37
2/16/2018	75.50	74.93	74.13	76.73	77.63	75.18	76.50	77.88	77.58	74.34	74.81	75.65	76.46	75.99	78.07	77.21	77.69	78.04		76.35
2/17/2018	75.61	74.61	73.78	76.04	76.93	73.94	76.12	77.29	77.53	73.30	73.82	74.17	75.70	75.16	77.09	76.59	76.60	76.60		75.60
2/18/2018	75.50	74.36	73.55	75.25	76.36	73.37	75.15	76.59	76.60	72.71	73.34	73.96	74.77	74.23	76.00	75.34	75.46	75.22		74.88
2/19/2018	75.62	74.33	73.65	75.12	76.20	73.24	74.88	76.04	76.37	72.65	73.18	74.25	74.50	73.75	75.80	74.86	75.03	74.78		74.68
2/20/2018	76.08	74.83	74.39	75.84	76.99	74.21	75.68	76.64	76.82	73.39	74.05	74.98	75.20	74.54	76.85	75.67	76.03	76.46		75.48
2/21/2018	76.09	75.50	75.23	77.42	78.48	76.11	77.29	78.49	77.89	75.35	75.93	77.28	77.33	76.94	79.11	78.30	78.66	79.59		77.28
2/22/2018	76.07	75.42	74.98	78.27	78.86	76.38	78.43	79.09	78.30	76.28	76.50	77.58	78.57	78.36	79.94	80.01	80.09	80.71		77.99
2/23/2018	74.58	74.55	73.36	77.23	77.66	74.68	77.18	77.75	76.89	74.89	74.75	75.60	77.44	76.87	77.75	78.78	78.06	78.30		76.46
2/24/2018	73.94	73.98	72.24	76.98	77.20	74.07	75.93	76.41	76.03	74.33	73.92	74.67	76.47	76.01	76.57	77.83	77.20	76.86		75.59
2/25/2018	72.65	73.59	71.73	75.18	76.01	72.90	74.51	76.45	74.72	73.90	73.40	73.98	76.09	75.57	75.80	77.22	76.54	75.95		74.79
2/26/2018	72.54	73.62	71.19	74.63	75.77	72.49	74.45	76.06	74.14	73.73	73.18	73.87	75.72	75.40	75.47	76.87	76.43	75.77		74.52
2/27/2018	72.38	73.61	70.56	74.93	75.78	71.90	74.59	75.23	73.62	73.30	72.73	73.69	75.22	74.91	74.93	76.21	75.93	75.22		74.15
2/28/2018	72.00	73.44	70.27	75.15	75.82	71.87	74.65	74.95	73.59	73.28	72.72	73.97	75.18	74.96	75.14	76.16	76.06	75.24		74.14

March 2018:

	NW1	NE1	N1	NW2	NE2	N2	NW3	NE3	N3	SW1	SE1	S1	SW2	SE2	S2	SW3	SE3	S3		Daily BLDG Avg
Average	73.35	73.81	73.18	73.03	74.17	72.47	72.86	75.3	74.78	72.23	72.14	72.92	72.91	72.94	72.6	73.34	73.48	73.02		73.25
3/1/2018	72.09	73.46	70.59	75.29	75.84	72.1	74.34	75.37	74	73.45	72.78	74.06	75.42	75.14	75.37	76.34	76.27	75.34		74.29
3/2/2018	71.09	73	70.3	73.71	74.85	71.37	73.17	75.37	73.24	72.27	71.56	72.7	74.15	73.76	73.33	78.55	74.38	73.53		73.35
3/3/2018	70.03	72.35	68.94	72.42	74.1	69.86	71.58	74.43	72.06	71.51	70.66	71.91	73	72.73	72.29	73.37	73.06	71.92		72.01
3/4/2018	69.43	71.99	68.12	71.37	73.52	68.77	70.8	74.15	71.27	70.99	70.24	71.33	72.29	72.12	71.77	72.75	72.57	71.39		71.38
3/5/2018	69.36	71.74	67.28	71.28	73.18	68.03	70.57	73.61	70.39	70.46	69.76	70.91	71.6	71.53	71.26	71.99	72.04	70.74		70.87
3/6/2018	69.88	71.98	68.98	71.91	72.95	69.51	71.59	73.73	71.73	70.01	69.15	70.1	71.27	71.12	70.05	71.33	71.6	69.29		70.9
3/7/2018	73.33	73.2	73.5	72.72	73.41	72.7	72.75	74.43	75.03	71.97	71.27	71.67	72.62	72.04	71.42	72.33	72.39	71.59		72.69
3/8/2018	74.41	73.69	74.18	73.03	74.01	73	72.69	74.77	75.28	72.53	72.49	73.86	72.7	72.58	72.19	72.96	72.74	73.87		73.39
3/9/2018	74.5	74.01	74.16	73.09	74.42	72.99	72.78	75.1	75.44	72.19	72.52	73.79	72.87	72.7	72.26	73.03	72.63	73.45		73.44
3/10/2018	74.55	74.18	73.88	73.26	74.76	72.98	72.72	75.29	75.48	72.41	72.45	73.58	72.79	72.98	72.5	73.25	72.82	72.97		73.49
3/11/2018	74.31	74.38	73.86	73.12	74.95	72.94	72.39	75.5	75.33	72.51	72.66	73.35	72.71	73.24	72.95	73.2	73.22	73.18		73.55
3/12/2018	74.19	74.38	74.03	73.12	74.75	72.96	72.41	75.48	75.44	72.49	72.76	72.94	72.74	73.19	73.02	73.27	73.44	73.21		73.55
3/13/2018	74.01	74.27	74.25	72.8	74.27	72.97	72.17	74.82	75.26	72.42	72.64	73.16	72.66	72.96	72.96	72.76	73.2	73.02		73.37
3/14/2018	73.99	74.31	74.4	72.78	73.99	73	72.06	75.18	75.19	72.35	72.5	73.18	72.54	72.95	72.88	72.56	73.23	72.89		73.33
3/15/2018	74.08	74.15	74.16	73	73.98	72.99	72.33	75.08	75.38	72.46	72.82	73.56	72.65	73.07	73.03	73.06	73.32	73.88		73.5
3/16/2018	74.3	74.38	74.04	73.34	74.54	72.94	73.06	75.24	75.43	72.34	72.58	73.39	72.72	73.19	72.99	73.17	73.58	73.44		73.59
3/17/2018	73.82	74.13	74.3	72.81	74.02	73	72.48	74.58	75.21	72.33	72.37	73.45	72.54	72.81	72.46	72.55	72.96	72.82		73.26
3/18/2018	73.87	74.08	74.06	72.79	74.03	72.89	72.78	74.96	74.82	72.4	72.6	73.29	72.81	72.92	72.74	72.92	73.19	73.5		73.37
3/19/2018	74.01	74.38	74.07	73.2	74.41	72.95	72.91	77.55	74.87	72.48	72.52	73.38	73.07	73.41	73.19	73.72	73.96	73.55		73.76
3/20/2018	73.89	74.16	74.5	72.89	73.99	72.99	72.7	79.15	74.99	72.37	72.24	73.35	72.88	72.88	72.41	73.36	73.81	72.87		73.64
3/21/2018	73.5	73.53	74.49	72.29	72.97	72.78	72.3	76.17	74.8	72.1	71.67	72.49	72.1	72.1	71.58	72.13	72.24	72.27		72.86
3/22/2018	73.59	73.61	74.45	72.44	73.01	72.8	72.56	74.43	75.1	72.2	71.93	72.5	72.17	72.17	71.52	72.31	72.36	72.65		72.88
3/23/2018	73.71	73.92	74.34	72.59	73.11	72.81	72.62	74.21	75.56	72.28	72.58	73.1	72.37	72.44	71.92	72.8	73.09	73.23		73.15
3/24/2018	74.08	73.94	74.15	72.64	73.53	72.9	74.05	74.33	75.58	72.42	72.56	73.31	72.66	72.63	72.31	72.87	73.49	73.21		73.37
3/25/2018	73.98	74.1	74.26	72.55	73.38	72.84	72.84	74.37	75.55	72.3	72.75	73.27	72.69	72.61	72.38	72.76	73.74	73.28		73.31
3/26/2018	74.01	74.06	74.44	72.63	73.58	72.89	72.93	74.87	75.47	72.27	72.71	73.27	72.68	72.68	72.45	72.73	73.71	73.25		73.37
3/27/2018	73.93	74.06	74.38	72.65	73.37	72.85	72.95	74.43	75.38	72.28	72.6	73.13	72.59	72.68	72.38	72.65	73.54	73.03		73.27
3/28/2018	73.88	73.99	73.97	72.79	73.84	72.95	72.61	74.62	74.97	72.4	72.23	72.57	72.81	72.71	72.53	72.82	73.64	72.77		73.23
3/29/2018	74.14	74.57	73.96	73.74	74.93	73.6	73.31	76.1	75.6	72.57	72.33	72.63	73.78	73.48	72.96	73.65	74.26	73.16		73.82
3/30/2018	75.15	75.21	74.57	76.02	77.03	75.16	75.77	78.57	77.34	73.47	73.64	74.09	75.41	75.27	75.21	76.34	76.98	75.68		75.6
3/31/2018	74.86	74.93	73.92	75.72	76.56	74.02	78.33	78.4	76.95	72.93	72.62	73.09	75.01	74.96	74.31	75.99	76.35	74.71		75.2

April 2018:

	NW1	NE1	N1	NW2	NE2	N2	NW3	NE3	N3	SW1	SE1	S1	SW2	SE2	S2	SW3	SE3	S3		Daily BLDG Avg
Average	73.88	74.59	73.71	74.56	76.02	73.38	74.76	77.15	75.35	72.7	72.26	72.47	74.67	74.19	73.49	75.34	75.25	73.45		74.29
4/1/2018	74.71	74.73	73.86	75.54	76.43	73.82	78.06	78.56	76.59	73.01	72.71	73.21	74.97	75.04	74.47	75.99	76.41	74.72		75.16
4/2/2018	73.84	74.35	73.34	74.79	75.76	73.26	77.49	78.07	75.62	72.71	72.2	72.72	74.73	74.83	73.93	75.62	76.03	74.04		74.63
4/3/2018	72.09	73.68	72.11	73.26	74.9	72.24	75.83	76.97	73.84	72.17	71.42	72.11	73.85	73.83	72.77	74.66	75.08	72.87		73.54
4/4/2018	71.91	73.82	72.44	73.09	75.09	72.48	73.78	77.17	74.19	72.39	71.74	72.61	74.04	73.99	73.32	74.89	75.42	73.22		73.64
4/5/2018	72.77	74.15	73.82	72.74	74.67	72.93	72.49	77.69	74.66	71.89	71.17	71.82	73.41	73.27	72.44	74.22	74.72	72.26		73.39
4/6/2018	74.06	74.56	73.9	73.36	75.23	73.09	73.03	78.31	74.81	71.99	71.2	71.81	73.51	73.35	72.46	74.21	74.8	72.26		73.66
4/7/2018	74.32	74.59	73.91	74.24	75.7	73.25	73.61	78.83	75.34	72.48	71.38	71.92	74.06	73.7	72.86	74.68	75.1	72.48		74.02
4/8/2018	74.09	74.27	73.97	73.22	74.68	72.97	72.39	77.52	74.67	71.92	70.49	70.97	72.89	72.33	71.31	72.92	73.39	71.32		73.07
4/9/2018	73.94	74.16	74.02	72.64	74.05	72.92	72.8	76.41	74.62	71.2	70.01	70.57	72.04	71.65	70.71	72.02	72.49	70.81		72.62
4/10/2018	73.88	74.15	73.86	72.54	74.01	72.85	73	73.88	74.5	70.5	69.69	70.39	71.74	71.35	70.44	71.38	71.87	70.43		72.25
4/11/2018	73.83	74.3	73.79	72.63	74.39	72.89	73.29	75.05	74.49	70.64	69.81	70.68	72.06	71.53	70.79	71.65	72.13	70.72		72.48
4/12/2018	74.24	74.55	74.11	73.36	74.96	73.58	74.36	79.26	75.09	71.42	70.66	71.68	72.99	72.32	72.19	72.86	73.47	72.01		73.5
4/13/2018	74.72	74.97	74.36	75.15	76.59	74.84	76.52	79.56	76.62	72.65	72.35	73.14	74.73	74.17	74.39	75.19	75.75	74.23		75
4/14/2018	74.26	75.1	74.13	76.33	77.6	75	77.81	78.7	77.78	73.58	72.79	72.95	75.76	75.05	74.48	76.75	76.41	74.79		75.52
4/15/2018	74.34	75.1	74.24	76.83	77.86	74.79	77.58	79.39	77.91	74	73.06	72.92	76.42	75.56	74.75	77.86	76.84	75.23		75.82
4/16/2018	74.23	74.63	74.09	75.54	76.41	73.56	75.95	77.45	76.46	73.5	72.64	72.53	76.07	74.78	74.12	77.09	75.63	74.44		74.95
4/17/2018	74.04	74.38	74.18	73.94	75.43	73.19	74.3	75.65	75.37	72.6	71.82	71.9	74.58	73.53	72.68	75.4	74.15	72.75		73.88
4/18/2018	73.93	74.51	74.11	73.41	75.28	73.13	73.36	75.22	74.82	72.08	71.62	71.62	73.64	73.01	72.25	74.33	73.59	72.07		73.44
4/19/2018	74.13	74.8	74.14	74.2	76.07	73.3	74.03	75.91	75.19	72.59	72.24	72.22	74.27	73.69	73.02	74.97	74.56	72.83		74.01
4/20/2018	73.95	74.7	73.98	74.05	75.56	73.06	73.41	75.53	74.68	72.14	71.95	71.91	73.92	73.31	72.52	74.48	74.14	72.43		73.65
4/21/2018	73.99	74.72	73.89	74.48	76.02	73.16	73.5	76.03	74.73	72.46	72.26	72.16	74.18	73.68	72.93	74.73	74.61	72.89		73.91
4/22/2018	74.39	74.93	74.11	75.25	76.87	73.69	74.42	76.8	75.45	73.06	73.08	72.9	75.06	74.66	74	75.73	75.73	74.09		74.68
4/23/2018	74.93	75.28	74.5	76.15	77.68	74.44	75.54	77.76	76.33	73.83	74.01	73.78	75.86	75.69	75.23	76.89	76.96	75.36		75.57
4/24/2018	75.12	75.41	74.67	76.71	77.94	74.83	76.28	78.25	76.77	74.3	74.46	74.31	76.61	76.19	76	77.74	77.51	75.98		76.06
4/25/2018	75	75.21	74.13	76.62	77.58	74.2	76.06	77.82	76.48	74.03	74.1	73.88	76.59	76.03	75.77	77.76	77.06	75.46		75.77
4/26/2018	73.73	74.91	73.41	75.84	77.21	73.53	75.1	77.2	75.52	73.66	74.03	73.83	76.34	75.87	75.5	77.37	76.97	75.18		75.29
4/27/2018	74.41	75.26	73.91	76.61	78.16	74.21	75.53	77.73	75.89	74.21	74.55	74.46	77.17	76.61	76.28	77.89	77.64	75.86		75.91
4/28/2018	73.98	74.9	73.27	76.41	77.77	73.64	75.91	77.37	75.52	73.9	74.12	73.8	77.03	76.35	75.51	77.56	76.89	75.14		75.5
4/29/2018	72.36	74	71.94	74.64	75.98	71.69	74.44	75.96	73.85	73.29	73.42	72.97	76.17	75.56	74.28	77.13	76.45	74.25		74.36
4/30/2018	71.2	73.58	71.27	73.33	74.68	70.71	73.04	74.39	72.66	72.76	72.82	72.33	75.37	74.73	73.28	76.13	75.75	73.45		73.42

May 2018:

	NW1	NE1	N1	NW2	NE2	N2	NW3	NE3	N3	SW1	SE1	S1	SW2	SE2	S2	SW3	SE3	S3		Daily BLDG Avg
Average	74.8	75.91	73.63	78.03	82.4	73.71	76.46	78.23	75.36	74.1	73.79	72.67	77.64	76.09	73.88	78.18	77.08	74.13		75.89
5/1/2018	71.67	74.03	71.69	73.3	75.17	71.11	73.11	74.87	73.32	72.62	72.99	72.4	75.28	74.94	73.27	76.18	75.91	73.5		73.63
5/2/2018	72.37	74.62	72.41	74.31	76.36	71.92	74.28	76.29	74.89	72.98	73.28	72.7	75.76	75.28	73.58	76.85	76.44	73.93		74.35
5/3/2018	73.42	75.3	73.51	75.99	77.81	73.47	76.38	78.14	76.98	73.7	73.81	73.36	76.49	76.12	74.3	77.91	77.42	74.74		75.49
5/4/2018	74.68	76.02	74.35	77.96	79.2	74.95	78.29	79.71	78.58	74.4	74.3	73.8	77.31	76.98	75.12	78.84	78.24	75.53		76.57
5/5/2018	75.38	76.2	74.27	81.4	79.9	75.49	79.52	80.07	78.81	74.82	74.46	73.96	78.02	77.18	75.42	79.44	78.32	75.91		77.14
5/6/2018	74.85	75.81	73.91	83.2	79.31	74.78	78.34	79.22	77.52	74.74	74.22	73.93	77.89	76.96	75.18	79.09	77.93	75.67		76.81
5/7/2018	74.34	75.74	73.78	77.66	78.96	73.98	77.67	78.9	76.85	74.53	74.11	73.92	77.56	76.79	74.97	78.66	77.71	75.33		76.19
5/8/2018	74.36	75.57	73.79	77.77	78.86	73.97	77.3	78.92	76.95	74.53	74.13	73.92	77.7	76.79	74.94	78.61	77.67	75.17		76.16
5/9/2018	74.47	75.32	73.89	84.52	79.09	74.33	77.4	79.13	77.29	74.68	74.02	73.77	77.63	76.78	74.92	78.72	77.69	74.95		76.59
5/10/2018	75.13	75.99	74.02	79.78	79.76	74.92	78.12	79.31	77.56	74.67	73.65	73.32	77.57	76.54	74.41	78.41	77.44	74.39		76.39
5/11/2018	75.19	76.01	73.83	78.45	80.1	74.74	78.26	79.97	77.44	74.89	73.78	73.09	77.67	76.63	74.42	78.46	77.71	74.41		76.39
5/12/2018	75.78	76.43	74.23	78.83	80.69	75.08	78.28	80.24	77.18	74.91	73.88	73	77.83	76.64	74.45	78.67	77.83	74.66		76.59
5/13/2018	76.16	76.36	74.25	78.85	80.72	75.12	77.98	79.87	76.86	74.84	73.53	72.77	77.76	76.51	74.25	78.78	77.67	74.48		76.49
5/14/2018	75.71	76.28	74.03	78.17	80.16	74.51	77.01	78.87	75.79	74.22	72.91	72.21	77.15	75.61	73.5	77.87	76.68	73.51		75.79
5/15/2018	76	76.59	74.47	78.29	80.34	74.92	77	78.99	76.1	73.91	73.65	72.42	77.27	75.77	73.79	77.9	76.84	73.83		76.01
5/16/2018	76.47	76.87	74.68	78.78	80.66	75.27	77.54	79.3	76.51	73.78	74.06	72.71	77.48	76.06	74.33	78.3	77.2	74.28		76.35
5/17/2018	76.11	76.69	74.39	78.5	80.43	74.99	77.27	78.77	76	73.58	73.64	72.05	77.69	75.8	73.55	77.84	76.51	73.63		75.97
5/18/2018	75.35	75.94	73.6	77.67	79.38	73.73	76.14	77.72	74.21	73.85	72.79	71.24	78.23	75.67	72.19	76.96	75.75	72.5		75.16
5/19/2018	73.55	74.31	72.36	75.42	77.11	70.98	73.58	75.39	70.99	73.63	71.9	69.94	77.77	74.84	71.27	75.93	74.46	71.07		73.58
5/20/2018	73.28	74.56	72.68	75.19	77.06	71.14	72.98	75.31	71.34	73.89	72.82	69.7	77.99	75.2	71.93	77.1	75.97	72.7		73.94
5/21/2018	73.58	75.09	73.1	75.5	77.62	71.52	73.62	75.94	72.02	74.36	73.48	70.84	78.57	75.94	72.86	78.32	77.01	73.8		74.62
5/22/2018	74	75.31	73.35	75.94	77.94	71.94	74.26	76.36	72.51	73.65	73.63	72.01	78.22	75.58	73.7	78.02	76.8	73.45		74.81
5/23/2018	74.26	75.9	73.49	76.56	150.66	72.69	74.94	77.3	73.49	74.17	74.24	73.15	78.19	75.93	74.15	78.38	77.14	74.31		79.39
5/24/2018	74.28	76.02	72.45	76.54	107.83	72.14	75.16	77.33	73.14	74.01	73.98	72.8	77.92	75.81	73.51	78.16	76.98	73.92		76.77
5/25/2018	74.54	76.27	72.58	77.07	78.51	72.41	75.65	77.57	73.62	73.86	74.05	72.46	77.89	75.78	73.39	78.37	77.08	73.86		75.28
5/26/2018	75.39	76.77	73.69	78.22	79.36	73.67	76.45	78.4	75.14	74.19	74.61	72.88	78.42	76.3	73.86	78.93	77.6	74.53		76.02
5/27/2018	76.22	77.34	74.56	79.49	80.49	74.89	77.03	79.33	76.2	74.46	74.97	73.16	78.58	76.63	74.28	79.35	77.98	74.86		76.66
5/28/2018	76.16	76.93	73.9	80.08	80.82	74.74	76.89	78.87	75.19	74.19	74.35	72.91	77.81	76.05	73.9	78.82	77.31	74.27		76.29
5/29/2018	75.72	76.79	73.64	79.54	80.61	74.28	76.69	78.47	74.98	73.91	74.25	72.92	77.55	75.66	73.91	78.51	77.09	74.14		76.04
5/30/2018	75.49	76.33	73.79	78.49	80.23	74.03	76.71	78.46	74.64	73.65	73.95	72.65	77.86	76.1	73.67	78.24	76.79	73.62		75.82
5/31/2018	74.78	75.88	73.73	77.49	79.27	73.21	76.54	78.14	74.05	73.63	74.05	72.77	77.7	76.09	73.27	78.05	76.4	73.1		75.45

June 2018:

	NW1	NE1	N1	NW2	NE2	N2	NW3	NE3	N3	SW1	SE1	S1	SW2	SE2	S2	SW3	SE3	S3	Daily BLDG Avg
Average	74.01	75.57	72.14	76.59	76.87	71.3	74.34	76.61	72.31	74.5	72.53	71.32	77.8	75.49	72.04	77.79	75.82	72.06	74.39
6/1/2018	74.43	75.87	73.47	77.43	79.16	73.02	77.43	79.1	75.35	73.76	74.16	72.78	77.65	76.17	73.02	78	76.45	73.19	75.58
6/2/2018	74.72	76.24	73.97	78.05	79.28	74.02	78.12	79.78	77.01	74.49	74.73	72.98	78.4	76.76	73.76	78.68	77.19	73.84	76.22
6/3/2018	75.07	76.07	74.06	78.86	79.22	74.97	78.41	80.17	77.65	74.17	73.79	72.13	78.18	76.2	72.71	78.03	76.17	72.78	76.04
6/4/2018	73.86	75.15	72.5	77.26	77.15	72.86	76.12	77.75	74.15	72.9	72.25	70.44	76.66	74.5	70.92	76.08	74.13	70.6	74.18
6/5/2018	73.18	74.87	71.69	76.07	76.2	71.33	74.51	76.31	71.93	72.77	72.38	70.38	76.39	74.28	70.85	75.76	74.22	70.64	73.54
6/6/2018	73.88	75.28	72.78	76.43	77.28	72.38	74.71	76.98	73.16	74.18	73.48	71.89	77.12	75.29	72.41	76.81	75.36	72.32	74.54
6/7/2018	72.86	74.35	71.48	75.36	75.94	70.77	73.59	75.9	70.86	73.59	72.42	70.88	76.7	74.79	71.23	76.71	74.47	70.96	73.49
6/8/2018	72.89	74.43	71.52	75.41	76.15	70.59	73.55	75.81	71.12	73.85	72.41	70.98	76.98	75.09	71.55	77.07	74.99	71.24	73.65
6/9/2018	73.72	75.05	72.71	76.5	77.2	71.77	74.09	76.89	72.62	74.66	73.16	71.9	77.83	75.86	72.7	78.01	75.94	72.6	74.62
6/10/2018	75.11	75.53	73.91	77.78	78.24	73.39	75.33	77.89	74.53	75.86	74.29	73.2	78.93	77.06	74.36	79.22	77.48	74.42	75.92
6/11/2018	73.41	74.27	71.77	75.94	76.06	70.93	73.81	75.75	72.04	74.36	72.21	70.96	77.97	75.71	72.06	77.84	75.36	72.34	74.04
6/12/2018	72.11	73.95	70.5	74.34	74.98	69.42	72.22	74.34	70.42	73.26	71.15	70	77.32	74.97	70.59	76.45	74.09	70.8	72.83
6/13/2018	71.85	77.1	70.28	74.03	74.84	69.24	71.8	74.27	70.26	73.13	71.21	70.12	77.13	75	70.4	76.13	74.23	70.35	72.85
6/14/2018	72.09	75.56	70.82	74.51	75.59	69.72	72.12	74.77	70.76	73.6	71.73	70.47	77.59	75.56	70.89	76.71	74.98	70.79	73.24
6/15/2018	72.45	75.99	71.25	75.41	75.96	70.01	72.66	75.19	70.83	74.51	72.05	70.76	78.49	76.05	71.13	77.33	75.51	71.32	73.72
6/16/2018	72.82	75.83	71.21	75.89	76.16	70.2	72.96	75.52	71.1	74.7	72.05	70.53	81.83	76.31	71.15	77.68	75.92	71.27	74.06
6/17/2018	73.68	76.03	71.73	76.77	76.85	71.03	73.63	76.42	72.11	75.31	72.55	70.89	79.62	76.67	71.68	78.27	76.65	72.04	74.55
6/18/2018	74.22	77.01	72.25	77.49	77.4	71.55	74.62	77.01	72.63	75.86	73.14	71.64	79.27	76.54	72.69	79.08	77.51	73.07	75.17
6/19/2018	74.94	77.23	72.62	77.98	77.73	72.11	75.51	77.81	73.19	76.39	73.65	72.3	79.22	76.82	73.59	79.53	78.12	73.97	75.71
6/20/2018	75.39	76.5	72.64	78.06	77.37	71.89	75.34	77.63	72.82	76.09	73.5	72.3	78.87	76.66	73.6	79.22	78.05	73.81	75.54
6/21/2018	75.74	76.49	72.96	78.12	77.79	72.01	75.32	77.54	72.66	75.93	73.58	72.64	78.44	76.41	73.87	79.01	77.92	73.8	75.57
6/22/2018	75.41	75.99	72.57	77.64	77.34	71.58	74.99	76.95	72.02	75.9	72.86	72.36	78.2	75.85	73.4	78.82	77.18	73.31	75.13
6/23/2018	74.26	75.08	71.59	76.4	76.21	70.43	73.57	75.64	70.68	74.89	71.63	71.12	77.05	74.44	71.87	77.86	75.29	71.68	73.87
6/24/2018	74.12	74.91	71.38	76.05	76.22	70.18	72.99	75.52	70.62	74.4	71.42	70.7	76.81	74.27	71.38	77.63	74.96	71.35	73.6
6/25/2018	74.39	75.04	71.55	76.18	76.26	70.25	73.28	75.6	70.78	74.33	71.4	70.68	76.86	74.33	71.36	77.69	75.08	71.3	73.69
6/26/2018	74.32	75.07	71.62	76.08	76.09	70.21	73.31	75.6	70.52	74.08	71.27	70.42	76.62	74.13	71.19	77.58	74.9	71.07	73.56
6/27/2018	74.23	75.11	71.64	76.15	76.01	70.11	73.19	75.49	70.58	73.96	71.24	70.4	76.42	74.1	71.05	77.42	74.86	70.96	73.49
6/28/2018	74.79	75.53	72.34	76.81	76.65	70.64	73.88	76.31	71.7	74.38	71.73	71.08	76.89	74.47	71.75	77.87	75.45	71.66	74.11
6/29/2018	75.15	75.86	72.64	77.2	77.17	71.1	74.52	76.91	72.49	74.62	72.03	71.29	77.06	75.01	71.75	78.3	75.83	71.93	74.49
6/30/2018	75.18	75.84	72.74	77.6	77.49	71.36	74.67	77.47	72.84	75.02	72.54	71.35	77.39	75.51	72.19	78.95	76.3	72.38	74.82

July 2018:

	<u>NW1</u>	<u>NE1</u>	<u>N1</u>	<u>NW2</u>	<u>NE2</u>	<u>N2</u>	<u>NW3</u>	<u>NE3</u>	<u>N3</u>	<u>SW1</u>	<u>SE1</u>	<u>S1</u>	<u>SW2</u>	<u>SE2</u>	<u>S2</u>	<u>SW3</u>	<u>SE3</u>	<u>S3</u>	<u>Daily BLDG Avg</u>
Average	75.4	77.43	73.03	77.91	88.05	71.93	76.21	77.27	74.76	74.74	74.47	71.46	77.93	76.24	73.19	78.19	76.87	74.73	76.1
7/1/2018	75.55	75.9	73.07	78.08	77.8	71.78	74.99	78.03	73.43	75.42	73.03	71.55	77.73	76.05	72.53	79.55	76.72	72.96	75.23
7/2/2018	76.31	76.31	73.82	78.81	78.28	72.54	76.04	78.76	74.42	75.97	73.6	72.23	78.42	76.64	73.36	80.38	77.23	73.63	75.93
7/3/2018	77.13	76.97	74.65	79.66	79.07	73.5	77.24	79.44	75.5	76.97	74.58	73.35	79.63	77.47	74.63	81.41	78.23	75.12	76.92
7/4/2018	77.41	77.4	74.88	80.02	79.43	73.85	77.63	79.81	75.79	76.9	75.47	73.6	79.86	77.9	75.01	81.1	78.85	75.39	77.24
7/5/2018	77.66	77.7	75.01	80.12	79.4	74.08	78.14	79.84	76.02	75.83	75.76	73.84	79.91	78.11	75.12	79.98	79.4	75.46	77.3
7/6/2018	77.58	77.76	74.9	80.12	79.28	74.05	79.01	79.3	76.02	75.37	75.88	73.65	79.37	78.02	74.99	79.24	79.66	75.3	77.2
7/7/2018	76.7	76.87	73.83	79.27	78.33	73.02	78.05	78.12	74.89	74.73	75.32	72.49	78.34	77.51	74.06	78.16	78.77	74.15	76.26
7/8/2018	75.73	76.08	72.63	78.14	77.51	71.71	77.05	77.21	74.16	74.08	74.69	71.58	77.66	76.72	73.1	77.2	78.03	73.03	75.35
7/9/2018	75.58	75.86	72.29	77.68	77.05	71.1	76.85	76.86	73.91	73.73	74.44	71.3	77.32	76.1	72.65	76.63	77.72	72.49	74.98
7/10/2018	75.88	76.2	72.76	77.96	77.51	71.57	76.64	77.37	74.46	74.07	74.82	71.68	77.56	76.46	72.99	76.99	78.11	72.98	75.33
7/11/2018	76.57	76.52	73.35	78.68	78.06	72.3	77.4	77.93	75.37	74.67	75.22	72.03	77.94	76.93	73.43	77.48	78.74	73.5	75.9
7/12/2018	76.08	77.21	73.23	78.64	77.65	72.09	77.1	77.54	74.93	74.9	75.25	71.82	77.95	76.74	73.21	77.77	77.88	73.63	75.76
7/13/2018	75.09	77.82	73.04	78.36	77.51	71.83	76.71	77.13	74.76	75.01	75.13	71.75	77.72	76.64	72.89	77.93	76.84	74.16	75.57
7/14/2018	74.57	77.74	72.57	78.1	77.34	71.56	76.25	76.92	74.49	75	75.04	71.43	77.79	76.28	72.64	78.01	76.4	74.79	75.38
7/15/2018	74.42	77.79	72.49	77.86	77.46	71.56	75.95	76.88	74.54	75.13	75.08	71.31	77.9	76.24	72.72	78.18	76.27	75.2	75.39
7/16/2018	74.48	78.28	73	78.09	77.94	71.97	76.15	77.41	75.31	75.22	75.4	71.65	78.17	76.32	73.14	78.36	76.33	75.65	75.72
7/17/2018	74.67	78.84	73.6	78.41	78.35	72.76	76.67	78.15	76.23	75.59	75.78	72.04	78.46	76.74	73.73	78.77	76.67	76.3	76.21
7/18/2018	74.69	79.02	73.54	78.32	78.39	72.77	76.87	78.11	76.14	75.04	76.16	71.94	78.81	77.01	74.31	78.7	77.77	76.91	76.36
7/19/2018	74.62	78.92	73.18	77.94	78.1	72.26	76.43	77.64	75.51	75.17	76.8	72.06	79.53	77.7	75.04	79.09	78.82	77.59	76.47
7/20/2018	74.65	78.55	72.88	77.89	77.81	71.7	76.18	77.15	75.23	75.36	76.54	71.85	79.53	77.69	74.95	79.19	78.66	77.55	76.3
7/21/2018	74.42	77.85	72.51	77.32	77.11	71.23	75.43	76.36	74.7	74.91	75.28	70.87	78.5	76.56	73.66	78.56	77	76.24	75.47
7/22/2018	73.64	77.02	71.57	76.09	75.91	70.29	73.91	74.93	73.42	73.89	74.09	69.93	76.99	75.01	72.29	76.88	75.15	74.64	74.2
7/23/2018	73.56	77.05	71.73	75.78	76.08	70.48	73.97	75	73.55	73.58	73.8	70.09	76.39	74.71	72	76.6	75.04	74.19	74.09
7/24/2018	74.33	77.09	72.05	75.88	76.29	70.75	74.68	75.23	73.74	73.65	73.45	70.13	76.44	74.76	72.05	76.76	74.87	74.19	74.24
7/25/2018	74.55	77.16	72.17	76.04	76.41	70.94	74.87	75.28	73.97	73.64	72.85	70.03	76.25	74.48	71.95	76.6	74.3	73.99	74.19
7/26/2018	74.63	77.21	72.39	76.36	76.56	71.12	74.82	75.62	74.04	73.73	72.52	70.13	76.09	74.35	71.85	76.57	74.19	73.95	74.23
7/27/2018	75.18	77.68	72.71	76.97	129.12	71.58	75.55	76.4	74.85	74.11	72.77	70.43	76.71	74.78	72.17	77.07	74.93	74.46	77.64
7/28/2018	75.58	77.93	72.68	77.32	190.95	71.64	75.58	76.86	74.95	73.9	72.68	70.24	77.05	74.99	72.3	77.49	75.2	74.76	81.23
7/29/2018	75.62	78.09	72.61	77.28	191.09	71.56	75.54	77.08	74.75	73.89	72.63	70.13	77.26	75.15	72.21	77.77	75.28	75.01	81.27
7/30/2018	75.49	77.94	72.49	77.16	121.89	71.41	75.64	76.85	74.59	73.9	72.5	70.17	77.51	75	72.13	77.96	75.16	74.96	77.38
7/31/2018	75.1	77.57	72.16	76.74	75.99	70.89	75.03	76.17	73.76	73.56	72.02	70	77.05	74.35	71.96	77.37	74.62	74.38	74.37

August 2018:

	NW1	NE1	N1	NW2	NE2	N2	NW3	NE3	N3	SW1	SE1	S1	SW2	SE2	S2	SW3	SE3	S3	Daily BLDG Avg
Average	76.29	77.54	73.64	77.8	76.64	72.07	75.57	76	74.65	73.69	72.93	70.42	77.33	75.3	71.79	77.26	76.1	75.14	75.01
8/1/2018	75.38	77.7	72.54	77.09	76.41	71.08	75.24	76.23	74.03	73.58	72.1	70.33	77.05	74.61	72.26	77.44	74.88	74.53	74.58
8/2/2018	75.5	77.99	72.73	77.23	76.81	71.22	75.65	76.47	74.3	73.85	72.49	70.52	77.46	74.94	72.47	77.91	75.33	74.95	74.88
8/3/2018	75.37	77.87	72.57	77.15	76.57	71.16	75.38	76.18	74.14	73.85	72.8	70.63	77.54	75.03	72.53	77.75	75.28	75.02	74.82
8/4/2018	75.23	77.6	72.41	77.06	76.41	71.12	74.98	76.19	73.98	73.71	72.75	70.28	77.26	74.76	72.11	77.16	75.01	74.8	74.6
8/5/2018	75.6	77.61	72.56	77.43	76.8	71.4	75.05	76.76	74.44	73.83	73.12	70.37	77.45	75.22	72.3	77.58	75.49	75.14	74.9
8/6/2018	75.94	78.04	72.87	77.82	77.11	71.77	75.9	77.24	74.91	74.15	73.53	70.84	77.8	75.73	72.9	77.92	76.12	75.76	75.35
8/7/2018	76.1	78.49	73.23	78.22	77.46	72.14	76.5	77.64	75.45	74.27	73.68	71.07	77.98	75.85	73.27	77.79	76.52	76.01	75.65
8/8/2018	76.4	78.84	73.58	78.45	77.94	72.4	76.92	78.07	76.04	74.26	73.82	71.23	77.89	76.11	73.46	77.75	77.05	76.21	75.91
8/9/2018	76.69	79.19	73.77	78.65	77.97	72.33	77.09	78.19	75.96	74.36	74.01	71.39	78.12	76.35	73.55	78.11	77.37	76.45	76.09
8/10/2018	76.95	79.2	74.22	78.86	78.12	72.31	77.51	77.78	75.91	74.55	74.03	71.39	78.23	76.4	73.54	78.35	77.49	76.67	76.19
8/11/2018	77.33	78.65	74.42	79.03	78.12	72.48	77.12	77.36	75.95	74.68	74.07	71.33	78.35	76.44	73.57	78.51	77.58	76.76	76.21
8/12/2018	77.4	78.27	74.55	78.95	77.9	72.71	76.78	77.18	75.93	74.9	74.01	71.43	78.35	76.45	73.77	78.62	77.54	76.86	76.2
8/13/2018	76.96	77.89	74.29	78.68	77.16	72.25	76.19	76.63	75.48	74.55	73.52	70.82	77.81	75.94	73.18	77.82	76.91	76.06	75.67
8/14/2018	76.6	77.63	74	78.36	76.58	71.91	75.87	76.16	74.95	74.02	72.97	70.39	77.2	75.47	72.62	77.1	76.26	75.34	75.19
8/15/2018	76.48	77.67	73.84	77.86	76.44	71.74	75.57	75.74	74.59	73.79	72.96	70.38	77.13	75.29	72.44	76.94	76.3	75.25	75.02
8/16/2018	76.63	77.77	74.2	78	76.65	72.17	75.84	75.95	74.95	73.86	73.27	70.72	77.54	75.72	72.48	77.39	76.54	75.69	75.3
8/17/2018	77.1	77.97	74.67	78.51	77.12	73.19	76.42	76.46	75.65	73.97	73.45	70.85	77.84	75.98	71.89	77.82	76.99	75.88	75.65
8/18/2018	77.18	77.61	74.77	78.76	77.06	73.57	76.32	76.48	75.84	73.9	73.36	70.62	77.75	75.96	71.7	77.76	76.9	75.79	75.63
8/19/2018	77.04	77.47	74.59	78.48	76.87	73.39	75.65	76.12	75.59	73.7	73.03	70.28	77.61	75.53	71.17	77.44	76.54	75.31	75.32
8/20/2018	76.61	77.05	74.17	77.75	76.34	72.84	75.2	75.42	74.78	73.32	72.6	70.06	77.11	75.13	70.6	76.78	75.98	74.73	74.8
8/21/2018	76.25	76.67	73.98	77.38	75.78	72.5	74.9	74.87	74.31	73.02	72.13	69.83	76.71	74.57	70	76.29	75.53	74.06	74.38
8/22/2018	76	76.46	73.92	77.14	75.67	72.38	74.7	74.53	73.99	72.87	71.94	69.54	76.29	74.26	69.73	75.76	75.08	73.52	74.1
8/23/2018	75.52	76.31	73.47	76.55	75.21	71.7	74.18	74.12	73.32	72.55	71.73	69.15	75.9	73.93	69.29	75.35	74.68	72.87	73.66
8/24/2018	75.31	76.07	72.94	76.22	74.94	70.98	73.77	73.62	72.69	72.39	71.52	69.19	75.67	73.81	69.2	75.27	74.6	72.81	73.39
8/25/2018	75.11	75.79	72.5	76.2	74.9	70.69	73.52	73.43	72.27	72.9	71.81	69.84	75.75	73.9	69.92	75.91	75.06	73.48	73.5
8/26/2018	75.11	75.6	72.36	76.08	74.81	70.54	72.97	73.49	72.15	72.9	71.49	69.26	76.3	73.99	69.64	75.81	75.06	73.3	73.38
8/27/2018	75.65	76.2	72.87	76.56	75.45	71.25	73.47	74.18	72.86	73.13	71.87	69.68	76.75	74.21	69.97	76.16	75.49	73.76	73.86
8/28/2018	76.21	76.87	73.51	77.34	76.03	71.94	74.82	75.07	73.77	73.43	72.56	70.15	77.16	74.94	70.63	76.84	75.97	74.67	74.55
8/29/2018	76.81	77.49	74.13	78.18	76.66	72.56	75.86	75.74	74.63	73.45	73.1	70.42	77.54	75.71	71.28	77.56	76.47	75.36	75.16
8/30/2018	77.11	77.87	74.49	78.73	77.17	72.95	76.36	76.23	75.36	73.35	73.47	70.6	77.76	75.97	71.79	77.95	76.6	75.86	75.54
8/31/2018	77.35	78.02	74.83	79.12	77.48	73.38	76.82	76.55	75.82	73.36	73.61	70.55	78.04	76.02	72.32	78.19	76.41	76.43	75.79

September 2018:

	NW1	NE1	N1	NW2	NE2	N2	NW3	NE3	N3	SW1	SE1	S1	SW2	SE2	S2	SW3	SE3	S3	Daily BLDG Avg
Average	74.72	75.17	72.53	75.47	74.51	69.77	72.93	73.34	72.16	71.37	71.01	69.08	75.35	72.86	70.49	75.02	73.39	72.99	72.9
9/1/2018	77.21	77.6	74.69	78.96	77.29	73.41	76.44	76.23	75.57	73.3	73.24	70.22	77.95	75.8	72.13	77.96	75.9	76.14	75.56
9/2/2018	77.1	77.48	74.6	78.64	77.13	73.21	75.7	76.08	75.31	73.02	72.95	70.1	77.61	75.39	71.87	77.68	75.47	75.75	75.28
9/3/2018	77.31	77.7	74.87	79.07	77.4	73.36	76.15	76.5	75.74	73.04	73.16	70.39	77.76	75.55	72.25	77.85	75.73	75.99	75.55
9/4/2018	77.73	78.11	75.24	79.56	77.66	73.54	77.01	77.23	76.39	73.29	73.54	70.91	78.13	75.88	73.14	78.24	76.21	76.58	76.02
9/5/2018	77.95	78.43	75.54	79.69	77.9	73.5	77.23	77.35	76.61	73.49	73.81	71.28	78.04	76.12	73.66	78.23	76.49	76.68	76.22
9/6/2018	78.1	78.68	75.79	79.95	78.2	73.16	77.38	77.56	76.69	73.62	73.86	71.3	78.29	76.3	73.59	78.32	76.68	76.72	76.34
9/7/2018	77.89	78.45	75.51	79.73	77.84	72.3	77.29	77	76	73.78	73.78	71.14	78.37	76.28	73.39	78.28	76.49	76.82	76.13
9/8/2018	76.78	77.52	74.57	78.42	76.78	71.15	75.78	75.33	74.61	73.23	73.01	70.24	77.76	75.51	72.82	77.54	75.38	76.07	75.14
9/9/2018	75.28	75.7	72.92	76.08	74.8	69.41	73.16	73.08	72.31	71.94	71.41	69.73	76.24	73.87	71.37	75.78	73.58	74.15	73.38
9/10/2018	74.16	74.8	71.8	74.43	73.48	68.3	71.57	71.7	70.75	70.86	70.4	69.07	74.72	72.37	69.93	74.14	72.11	72.26	72.05
9/11/2018	73.94	74.68	71.71	74.25	73.34	67.98	71.2	71.71	70.36	70.6	70.4	68.89	74.18	71.97	69.52	73.77	71.91	71.79	71.79
9/12/2018	73.98	74.76	71.78	74.21	73.42	67.96	71.35	71.84	70.45	70.52	70.44	68.73	74.2	71.95	69.42	73.77	72.04	71.6	71.8
9/13/2018	74.28	75.07	72.04	74.81	73.69	68.31	72.01	72.36	70.81	70.72	70.68	68.88	74.68	72.22	69.67	74.14	73.17	71.93	72.19
9/14/2018	74.31	74.89	72.16	74.78	73.83	68.47	72.15	72.42	70.97	70.84	70.7	68.71	74.75	72.25	69.79	74.27	73.22	72.11	72.26
9/15/2018	74.18	74.6	72.02	74.34	73.74	68.54	71.74	72.27	71.03	70.82	70.56	68.51	74.76	72.11	69.88	74.38	72.76	72.07	72.13
9/16/2018	74.13	74.48	71.92	74.51	73.75	68.74	71.53	72.41	70.96	70.76	70.45	68.23	74.77	71.96	69.65	74.43	72.63	72.06	72.08
9/17/2018	74.37	74.73	72.11	74.69	73.75	69.11	71.88	72.63	71.17	71.25	70.65	68.58	75.2	72.24	70.29	74.87	73.15	72.8	72.42
9/18/2018	74.52	74.84	72.56	75.04	74.07	69.8	72.41	73.08	71.74	71.43	70.73	68.61	75.33	72.44	70.57	74.84	73.23	72.97	72.68
9/19/2018	74.63	74.93	72.69	75.4	74.5	69.9	72.81	73.46	71.98	71.29	70.75	68.55	75.51	72.45	70.44	74.81	73.33	72.83	72.79
9/20/2018	74.74	75.19	72.73	75.7	74.7	69.88	73.07	73.57	72.16	71.29	70.83	68.63	75.85	72.55	70.47	75.11	73.46	73.01	72.94
9/21/2018	74.62	74.91	72.62	75.36	74.53	69.71	72.99	73.26	72.04	71.27	70.63	68.44	75.52	72.32	70.07	74.86	73.28	72.62	72.73
9/22/2018	74.48	74.67	72.39	74.87	74.31	69.47	72.52	73.23	71.91	71.21	70.44	68.36	75.25	72.06	69.69	74.58	73.04	72.14	72.48
9/23/2018	73.65	73.78	71.48	73.96	73.36	68.32	71.26	72.26	70.72	70.67	69.66	67.89	74.47	71.25	68.82	73.69	72.31	71.24	71.6
9/24/2018	72.4	72.91	70.56	72.44	72.11	67.61	70.23	71.03	69.45	70	68.95	67.6	73.39	70.32	68.26	72.35	71.16	70.22	70.61
9/25/2018	72	72.56	70.26	72.13	71.67	67.77	70.03	70.6	69.4	69.67	68.81	67.65	72.74	70.09	68.22	71.76	70.81	69.8	70.33
9/26/2018	72.77	73.12	70.81	72.75	72.72	68.44	70.9	71.59	70.39	69.88	69.37	68.22	73.35	70.88	69.08	72.55	71.78	70.45	71.06
9/27/2018	72.68	73.04	70.68	72.79	72.49	68.29	71.23	71.59	70.36	70.06	69.52	68.45	73.14	70.97	69.4	72.94	72.03	70.83	71.14
9/28/2018	71.96	72.34	70.15	72.18	71.78	67.78	70.55	70.7	69.51	70.07	69.41	68.57	72.85	71.04	69.41	73.08	71.65	70.89	70.77
9/29/2018	72.28	72.72	70.22	72.5	72.53	68.23	70.48	71.2	69.96	69.69	69.11	68.31	72.78	70.86	69	73.07	71.29	70.5	70.82
9/30/2018	72.26	72.36	69.55	72.7	72.41	67.54	69.87	71.06	69.29	69.48	69.07	68.3	72.81	70.89	68.95	73.3	71.42	70.54	70.65

October 2018:

	NW1	NE1	N1	NW2	NE2	N2	NW3	NE3	N3	SW1	SE1	S1	SW2	SE2	S2	SW3	SE3	S3	Daily BLDG Avg
Average	72.92	73.2	70.98	73.35	73.69	69.29	71.61	72.6	71.44	71.75	71.19	70.81	74.83	72.92	71.94	74.89	73.73	73.14	72.46
10/1/2018	72.37	72.64	69.99	72.86	72.82	67.69	70.14	71.31	69.36	69.71	69.45	68.6	73.22	71.29	69.67	73.66	72.01	71.37	71.01
10/2/2018	72.55	72.88	70.28	73.08	73	67.77	70.55	71.71	69.74	69.91	69.77	68.61	73.57	71.66	69.78	74.06	72.29	71.79	71.28
10/3/2018	72.66	73.2	70.69	73.46	73.39	68.09	70.78	71.92	70.17	70.16	70.27	68.74	73.91	72.12	70.25	74.38	72.92	72.07	71.62
10/4/2018	72.89	73.5	70.98	73.69	73.53	68.27	71.07	72.19	70.53	70.59	70.4	68.57	74.22	72.33	70.32	74.81	73.13	72.34	71.85
10/5/2018	73.07	73.52	71.05	73.94	73.57	68.33	71.32	72.14	70.78	70.91	70.44	68.85	74.45	72.45	70.61	75.02	73.27	72.76	72.03
10/6/2018	72.68	72.91	70.74	73.47	73.11	67.99	70.77	71.65	70.28	70.89	70.08	68.68	74.19	72.11	70.14	74.81	72.84	72.12	71.64
10/7/2018	72.68	73	70.7	73.42	73.33	68.05	70.51	71.91	70.47	70.84	70.01	68.67	74.05	72.09	69.82	74.88	72.76	71.92	71.62
10/8/2018	73.1	73.31	70.88	73.77	73.84	68.34	71.09	72.33	70.9	70.97	70.2	68.8	74.4	72.35	70.12	75.29	73.17	72.21	71.95
10/9/2018	73.35	73.61	71.22	74.09	74.09	68.68	71.54	72.59	71.37	71.33	70.57	68.95	74.77	72.59	70.53	75.57	73.52	72.62	72.28
10/10/2018	73.2	73.72	71.5	74.33	74.19	68.81	71.79	72.85	71.64	71.73	70.82	68.98	75.07	72.84	70.61	75.86	73.69	72.71	72.46
10/11/2018	73.32	73.99	71.71	74.66	74.47	69.18	72.59	73.52	72.14	72.07	70.88	69.22	75.12	72.87	70.76	75.82	73.78	73.06	72.73
10/12/2018	72.71	73.25	71.12	73.89	73.56	68.19	72.11	73.07	71.09	71.7	70.11	68.72	74.73	72.16	69.87	74.95	73.09	72.33	72.03
10/13/2018	71.66	71.84	69.71	72.47	71.94	67.01	70.21	71.59	69.2	70.59	69.01	68.06	73.62	70.89	68.63	73.22	71.64	70.82	70.67
10/14/2018	70.51	70.23	68.29	70.91	70.69	65.71	68.27	70.16	67.56	69.52	67.96	67.26	72.62	69.68	67.61	71.82	70.45	69.28	69.36
10/15/2018	70.64	70.38	68.42	70.57	70.6	66.14	68.13	70.16	67.78	69.1	68.01	67.22	71.99	69.59	67.62	71.39	70.18	68.88	69.27
10/16/2018	70.95	70.92	68.89	70.96	71.17	66.67	68.74	70.55	68.31	69.3	68.29	67.7	72.09	69.93	68.05	71.61	70.37	69.4	69.66
10/17/2018	70.76	70.93	68.97	71.02	71.17	66.91	68.95	70.51	68.53	69.25	68.32	68.02	71.86	69.91	68.43	71.53	70.44	69.54	69.72
10/18/2018	71.12	71.37	69.18	71.51	71.84	67.8	69.65	71.29	69.31	70.16	69.43	69.63	72.82	70.83	70.18	72.42	71.61	70.86	70.61
10/19/2018	72.04	72.1	70.06	72.54	73.07	68.81	70.72	72.26	70.24	71.42	70.68	71.32	74.16	72.26	72.18	73.65	73.21	72.42	71.84
10/20/2018	71.35	71.26	69.24	72.41	72.43	67.53	70.34	71.62	69.4	72.79	72.17	72.82	75.77	73.92	74.06	75.23	75.01	74.06	72.3
10/21/2018	70.34	70.36	68.15	71.22	71.22	66.31	69.25	70.57	68.08	73.32	72.4	72.51	76.22	74.4	74.19	75.94	75.24	74.54	71.9
10/22/2018	70.07	70.35	68.38	70.25	71.2	67.01	69.11	70.47	68.38	72.88	72.09	72.32	75.84	74	73.74	75.4	74.6	74.18	71.68
10/23/2018	72.77	73.06	71.7	72.9	74.19	71.59	72.98	73.22	72.81	73.48	73.04	73.82	76.32	74.9	75.26	76.09	75.67	75.23	73.83
10/24/2018	74.25	74.68	72.81	74.27	76.7	72.97	74.27	74.69	74.86	74.15	73.66	74.71	76.89	75.67	76.2	77.02	76.57	76.22	75.03
10/25/2018	74.84	75.49	73.12	74.85	77.53	72.97	74.69	74.73	75.47	74.02	73.6	74.76	76.72	75.37	75.95	76.73	76.4	76.32	75.2
10/26/2018	75.13	75.76	73.24	75.04	78.3	73.06	75.11	74.59	75.76	73.77	73.88	74.74	76.71	75.17	75.73	76.58	76.23	76.4	75.29
10/27/2018	75.43	75.68	73.11	75.06	75.17	73.06	74.6	74.33	75.56	73.57	73.65	74.13	76.46	74.86	75.18	76.15	75.39	75.83	74.85
10/28/2018	75.71	75.77	73.48	75.17	75.5	73.2	74.32	74.79	75.6	73.58	73.7	74.27	76.51	75.01	75.3	76.23	75.56	75.69	74.97
10/29/2018	75.99	76.3	74.01	75.73	75.96	73.61	74.86	75.59	76.17	73.9	74.23	74.81	76.84	75.46	75.85	76.78	76.44	76.27	75.49
10/30/2018	76.03	76.53	74.12	75.87	76.18	73.83	75.42	75.84	76.42	74.14	74.53	75.43	77.07	75.63	76.21	76.97	76.71	76.64	75.75
10/31/2018	76.44	76.72	74.5	76.43	76.67	74.36	76.12	76.37	76.87	74.61	75.19	76.19	77.58	76.3	77.22	77.69	77.43	77.52	76.35

November 2018:

	NW1	NE1	N1	NW2	NE2	N2	NW3	NE3	N3	SW1	SE1	S1	SW2	SE2	S2	SW3	SE3	S3	Daily BLDG Avg
Average	78.13	75.47	74.23	74.93	75.16	73.08	74.76	74.81	75.59	73.75	74.25	74.78	75.97	75.07	75.4	76.07	75.83	76.04	75.18
11/1/2018	76.87	76.82	75.44	77.47	77.66	75.76	76.98	77.65	77.57	75.72	76.55	77.86	78.72	77.84	79.04	79.02	79.08	79.02	77.5
11/2/2018	77.93	78	77.02	78.9	79.13	77.72	78.89	79.45	79.43	77.4	78.49	79.82	80.36	79.85	81.12	80.82	81.03	80.99	79.24
11/3/2018	78.67	79.4	77.14	79.29	79.04	76.55	79.66	79.44	80.34	77.61	78.47	78.88	80.76	80.1	80.7	81.18	80.9	81.38	79.42
11/4/2018	76.91	76.88	75.15	78.08	77.89	74.75	77.34	78.06	77.53	76.73	77.34	77.66	79.94	79.04	79.59	80.27	79.72	80.37	77.96
11/5/2018	76	75.88	74.05	77.11	76.94	73.75	76.16	76.92	76.14	76.51	76.99	77.35	79.52	78.57	79.21	79.84	79.19	79.72	77.21
11/6/2018	75.49	75.32	73.88	76.46	76.34	73.42	75.39	76.24	75.48	76.29	76.73	77.2	79.23	78.19	78.85	79.35	78.79	79.07	76.76
11/7/2018	75.21	74.99	73.88	76.06	76.17	73.38	75.06	76.09	75.3	76.33	76.87	77.51	79.21	78.29	78.92	79.39	79.02	79.05	76.71
11/8/2018	75.03	75.08	73.84	75.91	76.11	73.3	75.07	76.18	75.26	76.48	77.06	77.86	79.27	78.59	79.25	79.74	79.44	79.43	76.83
11/9/2018	74.24	74.34	72.93	75.29	75.22	72.19	74.36	75.33	74.25	76.15	76.21	76.75	78.77	77.77	78.19	79.13	78.46	78.57	76.01
11/10/2018	72.98	73.05	71.58	73.85	74.01	70.54	72.56	73.92	72.59	74.56	74.83	75.34	77.38	76.09	76.46	77.56	76.42	76.74	74.47
11/11/2018	71.4	71.44	69.7	72	72.48	68.43	70.44	72.07	70.24	73.02	73.33	74.23	75.72	74.52	74.7	75.73	74.42	74.74	72.7
11/12/2018	71.23	71.18	69.83	71.66	72.06	69.19	70.93	71.76	70.75	72.47	73.04	73.7	74.96	73.96	74.15	75.23	74.5	74.33	72.5
11/13/2018	73.03	72.76	72.21	72.64	72.84	72.27	72.59	72.26	73.51	72.91	73.59	73.77	75.41	74.39	74.35	76.12	75.21	74.93	73.6
11/14/2018	74.05	74.26	73.13	72.87	73.17	72.73	72.94	72.49	74.76	72.84	73.73	73.69	75.49	74.47	74.41	76.4	75.38	75.22	74
11/15/2018	73.93	73.88	73.03	72.72	72.81	72.51	72.66	72.17	74.49	72.34	73.09	73.34	74.82	73.51	73.23	75.36	74.33	74.25	73.47
11/16/2018	74.21	74.58	74.15	72.9	73.15	72.8	72.95	72.54	75.03	72.34	72.84	73.45	73.99	72.74	72.84	73.6	73.19	73.71	73.39
11/17/2018	75.18	75.36	74.71	73.54	73.92	72.82	73.67	73.21	75.6	72.29	72.71	72.97	73.87	72.77	73	73.31	73.31	73.62	73.66
11/18/2018	76.39	76.3	75.66	74.35	74.62	73.15	74.41	74	76.27	72.33	73.05	73.32	74.13	72.97	73.21	73.54	73.76	74.02	74.19
11/19/2018	77.16	76.88	76.1	75.47	75.69	73.82	75.61	75.38	76.59	72.67	73.46	73.65	74.66	73.76	74.33	74.41	74.74	74.89	74.96
11/20/2018	109.72	77.2	76.02	75.98	76.06	73.43	76.18	75.76	76.57	73.06	73.79	73.92	75.4	74.36	74.88	75.27	75.45	75.76	77.16
11/21/2018	120.68	77.26	75.86	75.71	75.89	73.11	76	75.29	76.09	72.9	73.81	73.84	75.26	74.3	74.66	75.2	75.27	75.73	77.6
11/22/2018	77.2	76.79	75.29	75.13	75.26	72.88	75.41	74.44	76.01	72.48	73.35	73.38	74.88	73.8	73.86	74.55	74.8	75.13	74.7
11/23/2018	77.86	76.89	75.25	74.3	74.65	72.79	74.74	73.55	76.17	72.05	71.9	72.52	73.01	72.25	72.07	72.93	72.82	73.21	73.83
11/24/2018	78.41	77.04	75.75	74.32	74.78	72.88	74.45	73.56	76.49	71.91	71.5	72.28	72.63	71.97	71.79	73	72.16	72.6	73.75
11/25/2018	78.68	77.05	75.89	74.85	75.43	73.14	74.56	74.29	76.2	72.25	72.01	72.87	73.16	72.61	72.63	73.14	73.13	73.22	74.17
11/26/2018	78.96	77.08	76.41	75.89	76.03	73.48	75.83	75.39	76.86	72.78	73.56	73.84	74.69	74.04	74.37	74.59	75.22	75.3	75.24
11/27/2018	76.65	74.98	74.59	75.48	75.55	73.27	75.62	75.36	76.08	72.61	73.28	73.28	74.69	74.01	74.01	74.65	75.07	75.32	74.69
11/28/2018	74.3	74.44	72.92	74.01	74.58	72.83	74.63	74.52	75.19	71.82	71.78	72.76	73.21	72.62	72.5	73.01	73.47	73.51	73.45
11/29/2018	72.81	74.23	72.74	72.75	73.58	72.7	73.63	73.51	75.16	71.29	70.9	72.58	72.37	71.74	72.07	72.29	72.2	72.67	72.74
11/30/2018	72.83	74.67	72.82	72.82	73.67	72.81	74.18	73.58	75.76	72.44	73.13	73.68	73.51	73.11	73.68	73.6	74.34	74.67	73.63

December 2018:

	NW1	NE1	N1	NW2	NE2	N2	NW3	NE3	N3	SW1	SE1	S1	SW2	SE2	S2	SW3	SE3	S3		Daily BLDG Avg
Average	73.33	74.96	73.32	74.2	75.04	73.57	76.07	75.24	77.36	73.04	74.52	75.14	76.27	75.36	76.33	76.35	76.83	77.37		75.24
12/1/2018	72.94	74.81	72.74	72.83	73.8	72.83	74.63	73.78	76.1	72.64	73.76	73.83	74.47	74.37	75.1	74.98	76.41	76.18		74.23
12/2/2018	73.1	75.08	72.96	73.08	74.37	73.09	75.11	74.48	76.66	72.94	74.4	74.5	75.51	75.46	76.43	76.4	78.19	77.85		74.98
12/3/2018	73.31	74.46	73.21	73.88	75.41	73.4	76.26	75.75	77.47	73.95	75.36	75.89	76.85	76.69	78.03	78	79.93	79.39		75.96
12/4/2018	73.12	74.78	73.02	73.96	75.19	73.15	76.36	75.85	77.39	73.7	74.61	74.86	76.56	75.96	76.78	77.34	78.84	78.35		75.55
12/5/2018	72.91	74.79	72.81	73.28	74.74	72.87	75.52	75.03	76.48	72.72	73.59	73.78	75.39	74.67	74.97	76	75.84	76.4		74.54
12/6/2018	72.78	74.84	72.79	72.85	74.38	72.84	75.02	74.29	76.15	72.26	73.05	73.2	74.4	73.81	73.78	74.77	74.9	74.96		73.95
12/7/2018	72.89	74.78	72.78	72.88	74.41	72.92	74.59	74.51	76.02	72.2	72.88	73.05	73.96	73.41	73.43	74.3	74.49	74.44		73.77
12/8/2018	72.98	74.87	72.77	72.86	74.23	72.86	74.44	74.09	76.21	72.16	72.77	73.04	73.28	72.8	73.11	73.52	73.67	74.11		73.54
12/9/2018	73.2	75.12	72.97	72.92	74.24	72.95	74.38	73.95	76.37	72.18	72.89	73.6	73.01	72.61	72.86	72.94	73.34	74		73.53
12/10/2018	72.99	75.18	72.99	72.97	74.22	72.96	74.52	73.87	76.36	72.15	72.75	73.66	72.9	72.47	72.67	72.95	73.02	73.63		73.46
12/11/2018	72.97	74.63	72.82	72.7	73.93	72.88	74.19	73.52	75.98	72.17	72.92	73.61	73.1	72.68	72.86	73.09	73.35	73.96		73.41
12/12/2018	73.04	75.26	73.34	73.15	74.51	73.54	75.17	74.4	77.22	72.33	73.29	73.52	73.68	73.21	73.75	73.3	74.03	74.82		73.98
12/13/2018	73.4	75.67	73.65	74.05	75.39	73.96	76.51	75.47	78.14	72.5	74.02	74.7	75.06	74.33	75.41	74.58	75.61	76.28		74.93
12/14/2018	73.76	75.31	73.97	74.96	75.9	74.41	77.78	76.31	79.07	72.65	74.47	75.59	76.32	75.14	76.6	75.95	76.69	77.49		75.69
12/15/2018	73.77	74.95	73.59	75.16	75.67	74.22	76.93	75.98	78.48	72.71	74.37	75.1	76.36	75.19	76.44	76.15	76.61	77.46		75.51
12/16/2018	74.23	75.08	73.9	75.73	76.03	74.71	77.22	76.34	79.4	73.06	74.92	75.5	77.09	75.62	76.94	76.78	76.89	78.38		75.99
12/17/2018	73.94	75.12	73.89	75.63	75.95	74.57	77.52	76.61	78.98	73.12	75.15	75.78	77.24	75.86	77.29	76.97	77.26	78.79		76.09
12/18/2018	73.28	74.84	73.45	74.96	75.43	73.86	77.15	75.94	78.05	73.12	75.14	75.84	77.28	76	77.57	77.23	77.47	78.93		75.86
12/19/2018	73.15	75.1	73.26	74.52	75.13	73.55	76.7	75.45	77.47	72.93	75.11	75.9	77.05	75.99	77.6	77.11	77.49	78.91		75.69
12/20/2018	73.07	75.12	73.15	74.33	74.97	73.32	76.19	74.92	76.92	72.87	75.09	75.89	77	76.02	77.55	77.18	77.47	78.86		75.55
12/21/2018	73.44	74.76	73.7	75.18	75.8	74.68	76.23	75.82	76.85	73.95	76.32	78.26	78.2	77.62	79.88	78.61	79.24	79.98		76.58
12/22/2018	74.14	74.3	74.12	75.53	75.8	74.28	76.68	76.22	77.83	74.85	76.92	77.9	79.26	78.16	79.9	79.47	79.64	80.83		76.99
12/23/2018	73.79	74.95	73.77	75.43	75.41	74.01	76.87	76.01	77.92	74.9	76.48	77.52	79.23	77.76	79.54	79.14	79.26	80.41		76.8
12/24/2018	73.68	74.62	73.5	75.13	75.32	73.77	76.9	75.92	77.9	74.62	75.93	76.95	78.85	77.4	78.96	78.73	78.85	79.55		76.48
12/25/2018	73.28	74.74	73.26	74.69	74.93	73.59	76.73	75.51	77.54	73.82	75.21	75.73	77.98	76.48	77.65	77.88	77.89	78.54		75.86
12/26/2018	73.26	75.25	73.15	74.3	74.97	73.45	76.38	75.12	77.19	73.16	74.65	75.02	77.24	75.81	76.64	76.9	77.2	77.49		75.4
12/27/2018	73.19	75.41	73.26	74.24	74.93	73.48	76.2	75.18	77.03	72.87	74.42	75.08	76.99	75.67	76.42	76.66	77.09	77.26		75.3
12/28/2018	73.34	75.29	73.53	74.52	75.24	73.55	76.51	75.27	77.36	72.86	74.59	75.29	77.26	75.84	76.62	76.9	77.38	77.37		75.49
12/29/2018	73.45	74.59	73.69	74.91	75.38	73.75	76.45	75.67	77.66	73.1	75.26	75.99	77.78	76.53	77.48	77.75	78.17	78.11		75.87
12/30/2018	73.46	75.22	73.53	74.79	75.24	73.61	76.44	75.67	77.96	73	75.12	75.52	77.69	76.36	77.16	77.69	77.95	78.12		75.81
12/31/2018	73.35	74.91	73.53	74.74	75.2	73.61	76.52	75.54	77.99	72.71	74.81	75.22	77.46	76.09	76.82	77.49	77.67	77.74		75.63

January 2019:

	<u>NW1</u>	<u>NE1</u>	<u>N1</u>	<u>NW2</u>	<u>NE2</u>	<u>N2</u>	<u>NW3</u>	<u>NE3</u>	<u>N3</u>	<u>SW1</u>	<u>SE1</u>	<u>S1</u>	<u>SW2</u>	<u>SE2</u>	<u>S2</u>	<u>SW3</u>	<u>SE3</u>	<u>S3</u>	<u>Daily</u> <u>BLDG</u> <u>Avg</u>
Average	73.29	75.71	73.39	74.11	75.2	73.45	76.86	75.11	77.64	72.3	73.94	73.78	75	74.26	74.48	74.95	75.82	75.71	74.72
1/1/2019	73.64	74.63	73.69	75.22	75.64	74.26	76.65	75.89	77.88	73.03	75.63	76.49	77.76	76.88	77.94	78.11	78.36	78.31	76.11
1/2/2019	73.87	74.56	73.91	75.35	75.55	74.08	77.06	76.03	78.41	73.17	75.72	75.89	77.68	76.98	77.63	78.17	78.36	78.26	76.15
1/3/2019	73.79	74.32	74.03	75.27	75.5	74.09	77.2	76.11	78.57	73.09	75.38	75.54	77.68	76.75	77.31	78.03	78.21	77.95	76.05
1/4/2019	73.6	74.82	73.88	74.96	75.44	73.93	76.99	75.8	78.27	72.73	74.94	74.95	77.3	76.33	76.57	77.46	77.72	77.21	75.72
1/5/2019	73.61	74.96	73.98	75.15	75.57	74	76.88	76.01	78.39	72.58	74.65	74.6	77.03	75.92	76.11	77.08	77.32	76.32	75.57
1/6/2019	73.79	74.98	74.01	75.19	75.79	74.16	77.15	76.37	78.38	72.5	74.67	74.7	76.81	75.74	76.05	76.86	77.2	76.01	75.58
1/7/2019	73.52	75.2	73.47	74.87	75.36	73.7	77.06	75.92	77.81	72.5	74.78	74.68	76.68	75.8	76.14	76.74	76.92	76.42	75.42
1/8/2019	73.19	75.16	73.28	74.55	75.32	73.66	76.43	75.56	77.05	72.41	74.24	74.35	76.64	75.37	75.73	76.3	76.54	76.02	75.1
1/9/2019	73.3	74.89	73.36	74.65	75.26	73.53	76.4	75.61	77.24	72.51	74.3	74.31	76.26	75.41	75.73	76.46	76.57	76.01	75.1
1/10/2019	72.91	75.12	73.12	73.81	74.98	73.27	75.68	75	76.6	72.19	73.58	73.61	75.24	74.63	74.69	75.5	75.88	75.31	74.51
1/11/2019	73.03	75.67	73.35	73.38	74.78	73.16	75.66	74.71	76.98	72.11	73.13	73.26	74.42	73.79	73.8	74.31	75.33	74.71	74.2
1/12/2019	73.23	76.27	73.43	73.78	75.19	73.24	76.21	74.98	78.08	72.08	73.58	73.12	73.97	73.56	73.58	73.81	75.17	75	74.35
1/13/2019	73.27	76.38	73.34	73.77	75.47	73.23	76.59	75.18	78.53	72.1	73.6	73.14	73.83	73.42	73.25	73.67	74.98	75	74.37
1/14/2019	73.25	76.42	73.37	73.75	75.37	73.26	76.89	75.11	78.51	72.12	73.6	73.48	73.69	73.21	73.35	73.4	74.69	75.02	74.36
1/15/2019	73.23	76.61	73.46	73.91	75.43	73.3	77.31	75.16	78.78	72.2	73.71	73.04	73.79	73.3	73.68	73.57	74.82	75.37	74.48
1/16/2019	73.05	76.68	73.53	74.24	75.67	73.37	77.59	75.15	79.33	72.17	73.9	73.08	73.96	73.38	73.91	73.93	75.07	75.72	74.65
1/17/2019	73.23	76.54	73.53	73.87	75.4	73.38	77.59	74.91	78.82	72.15	73.89	73.1	74.19	73.58	73.88	73.91	75.15	75.94	74.61
1/18/2019	73.22	76.36	73.62	74.03	75.59	73.52	77.96	75.08	79.33	72.15	73.91	73.14	74.4	73.74	73.76	74.15	75.19	75.94	74.73
1/19/2019	73.29	76.12	73.65	74.45	75.75	73.67	77.92	75.33	79.86	72.2	74.02	73.11	74.73	73.97	74.07	74.5	75.4	76.07	74.9
1/20/2019	73.4	76.16	73.56	74.64	75.86	73.73	77.7	75.33	79.74	72.2	73.91	73.15	74.56	73.98	73.95	74.39	75.13	75.87	74.85
1/21/2019	72.85	75.63	72.87	73.19	74.97	73.06	76.63	74.6	78.51	72.04	72.83	73.38	73.34	72.47	72.79	73.57	73.53	74.52	73.93
1/22/2019	72.78	74.83	72.59	72.46	73.95	72.83	75.05	73.57	78.62	72	72.27	73.49	73.34	72.15	72.46	73.57	72.93	74.01	73.5
1/23/2019	73.2	75.66	73.09	73.03	74.24	73.18	75.5	73.73	80.47	72.1	73.15	73.5	73.95	72.89	73.23	73.6	74.04	74.45	74.06
1/24/2019	73.24	75.39	73.28	74.13	75.52	74.02	76.67	75.08	79.07	72.2	73.72	73.61	74.91	74.21	74.48	74.84	76.08	75.39	74.77
1/25/2019	73.28	75.82	73.32	74.27	75.28	73.49	77.53	75.19	77.38	72.16	73.86	73.1	74.79	74.09	73.94	74.72	76.42	75.67	74.68
1/26/2019	73.28	76.2	73.2	74.03	75.02	73.12	77.47	74.94	75.16	72.14	73.85	73.09	74.46	73.79	73.71	74.32	76.18	75.59	74.42
1/27/2019	73.31	76.36	73.27	73.91	75.1	73.06	77.1	74.86	74.58	72.15	73.85	73.37	74.19	73.72	73.65	74.04	76.07	75.38	74.33
1/28/2019	73.43	76.59	73.24	73.84	75.33	73.05	77.49	75.11	74.33	72.18	73.93	73.21	74.21	73.81	73.71	74.16	76.09	75.62	74.41
1/29/2019	73.41	78.73	73.21	73.93	74.97	73.01	77.83	74.87	74.32	72.23	74.07	73.57	74.3	73.88	74.14	74.11	76.15	75.89	74.59
1/30/2019	73.03	75.81	72.84	73.23	74.53	72.8	77.25	74.29	74.09	72.17	73.56	73.24	74.05	73.46	73.56	73.66	75.61	75.01	74.01
1/31/2019	72.71	74.17	72.58	72.43	73.41	72.74	75.17	73.04	73.67	71.67	71.8	72.77	72.86	71.77	71.97	72.53	73.18	73.11	72.86

b. What issues, if any, has the agency encountered with heating in CDF and CTF due to recent cold weather?

- CDF: Some difficulty with heating of the end cells due to deteriorating duct work. HVAC units have gone beyond their life expectancy.
- CTF: The building HVAC system has no automation controls and the pneumatic controls have been abandoned. The ventilation duct work has limited access and there are stress cracks in the building. All contribute to the building's heat loss.

74. What is the current status of roof repairs at CTF and CDF?

- CTF: DGS has assessed the roof for spot repairs and is working with DOC to make necessary repairs.
- CDF: The roof has been replaced and all drains cleared. Most of the leaks that we were experiencing have been repaired and DGS is assessing the addition of drains and an enhanced slope design.

75. Please describe the recent water pressure issues at CTF. What was the cause, and have these issues been fully resolved?

On the occasions that the facility experienced low or loss of water pressure; the causes were due to the following:

ISSUE	CAUSE	RESOLUTION
Valves being tested or cycled without notification to the facility and DOC faulty booster pumps	Ongoing Construction/ Aging equipment	DOC repaired and replaced the faulty boosters. Also, in light of the first event, communication with the developers, DGS, DOC, and utilities regularly occurs regarding campus activities.
Broken water mains and valves	Ongoing Construction	D.C. Water repaired.

76. Please provide an update on the operations of the library.

- a. How many volumes does it contain?
- b. How frequently are its materials offered to inmates?
- c. How many inmates took advantage of the materials?
- d. How many books have been checked out?
- e. What is the staffing?

VOLUMES	FREQUENCY	NO. OF INMATES USING	NO. OF BOOKS CHECKED OUT	NO. OF STAFF
14,000	Monday-Friday weekly	9,191	58,802	3

***NOTE**

393 audio books were checked out

77. Please describe the procedures for in-person visitation at the CTF. When it is available, and to which inmates?

All visits at CTF are in-person and all inmates are eligible unless they have lost their visitation privileges through the disciplinary process. Some inmates, such as those who are on restrictive housing, have in-person non-contact visits. Inmate family and friends must call and make a reservation for visitation the day before the visit. A maximum of three people are permitted to visit during each visit session and each inmate may have one visit per week.

RESERVATION SCHEDULE
Call Monday to schedule a social visit for Tuesday
Call Tuesday to Schedule a social visit for Wednesday
Call Wednesday to schedule a social visit for Thursday
Call Thursday to schedule a social visit for Friday
Call Friday to schedule a social visit for Monday
No Weekend Visitation

Visitation Session Times	MONDAY	TUESDAY	WEDNESDAY	THURSDAY	FRIDAY
VISITATION SESSION SCHEDULE	ALL FEMALES MED 82 (Females Only) E -BUILDING	C2A / C2B D3A M82 Status Only SMUA / SMUB D3B (6:30 p.m. Only)	MED 82 MED 96 C3A / C3B	D1A / D1B D2A/ D2B D4A / D4B	C4A
3:00 P.M. – 4:00 P.M. Arrival Time: 02: 00 p.m.	ALL FEMALES MED 82 (Females Only) E -BUILDING	C2A / C2B D3A M82 Status Only SMUA / SMUB D3B (6:30 p.m. Only)	MED 82 MED 96 C3A / C3B	D1A / D1B D2A/ D2B D4A / D4B	C4A
4:30 P.M. – 5:30 P.M. Arrival Time: 03: 30 p.m.	ALL FEMALES MED 82 (Females Only) E -BUILDING	C2A / C2B D3A M82 Status Only SMUA / SMUB D3B (6:30 p.m. Only)	MED 82 MED 96 C3A / C3B	D1A / D1B D2A/ D2B D4A / D4B	C4A
6:30 P.M. – 7:30 P.M. Arrival Time: 05: 30 p.m.	ALL FEMALES MED 82 (Females Only) E -BUILDING	C2A / C2B D3A M82 Status Only SMUA / SMUB D3B (6:30 p.m. Only)	MED 82 MED 96 C3A / C3B	D1A / D1B D2A/ D2B D4A / D4B	C4A

78. Please describe the video visitation system, its recent expansion, and any costs to inmates associated with its use. How many inmates have taken advantage of video visitation?

Family members and friends continue to use the Department's free innovative, videoconferencing technology to connect with inmates housed at the D.C. Jail. Video Visitation (VV) is offered from Wednesday through Sunday beginning at 11:00am and ending at 10:00pm. Inmates are allowed two 45-minute visits per week. The main VV Center has relocated from the now defunct D.C. General Family Shelter to a location closer to facilities and co-located with the READY Center. DOC has four satellites location including the Martin Luther King, Jr. Memorial Library (temporarily closed for modernization), Anacostia Library and Bald Eagle Recreation Center. Video visitation totals are provided in the table below:

Location	Start Date	Visits Conducted
Main Visitation Center	July 25, 2012 relocated in December of 2018	270186
Anacostia Library	January 11, 2015	461
Bald Eagle Recreation Center	February 18, 2015	1333
Total Video Visits Conducted		274632

***Note** – The Martin Luther King, Jr. Memorial Library closed for renovation in March 2017 and the Deanwood Recreation Center discontinued the program in January of 2018.

79. Please describe DOC's newly implemented Remote Visitation Program. How long are these visits? Are inmates required to pay for these visits? If so, how much do the visits cost?

On November 14, 2018, DOC implemented the remote visitation program that allows family and loved ones to conduct on-line visitation from the convenience of their home. Each visiting session lasts 26 minutes and costs 10-dollars per session for the family and loved ones. The visits are scheduled by clicking on the link on the DOC webpage or visiting the vendor's site at Connectnetwork.com. To date, 442 visitors have taken advantage of this option.

80. Do visitors ever experience issues with bandwidth interruptions during video visitation? If so, how is DOC working to address this?

There were some bandwidth issues which were resolved by placing the Audio/Video Flash server at the perimeter network. The vendor has since tested the remote visits and has not found any bandwidth issues with visits.

81. Please describe voter registration policies and activities of the agency in FY18 and FY19, to date.

a. How does the agency ensure that eligible inmates understand their voting rights?

Each arrestee or inmate committed to the DOC who is a US citizen living in the District of Columbia is afforded the opportunity to register and vote in the District of Columbia elections and/or elections for federal office. If the inmate decides to register to vote or declines to vote, that information is recorded and kept on file. Once the inmate completes the voter registration application, it is recorded in the offender management system, placed in an envelope, and hand delivered by a DOC mail carrier to the Board of Elections (BOE) with a signed receipt. Prior to each election, BOE and the DOC Voting Coordinator meet and plan for the upcoming election.

The DOC Voting Coordinator and staff, along with the BOE, develop a list of eligible registered inmates. Once the date has been set for voting to take place in both CDF and CTF, the inmates are notified of the upcoming election through case management services, posters throughout both facilities, flyers and regularly scheduled public announcements describing requirements to vote as well as the deadline for submitting applications for an absentee ballot and the date voting will take place. A period of voter registration may be available to eligible inmates that have not previously registered with BOE approval.

The Mayor's Office on Returning Citizens Affairs (MORCA) sends a list of citizens and/or poll watchers who want to participate in the process. On the date of voting, MORCA poll watchers and BOE staff come in the facility and match the absentee ballots with the list of inmates. At the CDF, stations are set on each floor to regulate the voting process and are staffed with a BOE staff member, poll watcher, case manager, correctional officer, and supervisor. Inmates are seated at the tables, given their absentee ballots, and receive instructions on how to vote by BOE staff. The process is viewed/monitored by the poll watchers and DOC staff. Once the ballot is completed, it is sealed by the inmate and handed to BOE staff. Ballots remain in BOE possession. At the CTF, voting is set up in the auditorium to regulate the voting process and is staffed with BOE staff members, poll watchers, DOC staff, correctional officers and supervisors. Inmates are brought in by housing units and seated at tables, given their absentee ballots, and receive instructions on how to vote by BOE staff. The process is viewed/monitored by the poll watchers and DOC staff. Once the ballot is completed, it is sealed by the inmate and handed to BOE staff. Ballots remain in BOE possession.

If an inmate is in court, out on a medical visit, or out on other temporary release, that inmate will be allowed to vote upon return to the facility in a private area with the Voting Coordinator facilitating the voting process. Once the ballot is completed and sealed by the inmate, the Voting Coordinator maintains control of it until the ballot is picked up from the facility by the BOE on a weekly basis. The DOC Voting Coordinator maintains communication with BOE and MORCA on all voting matters. If an eligible inmate registers to vote while incarcerated, but is released before the election, he/she may vote once in the community.

b. At what point in the intake process are inmates offered the opportunity to register to vote? Is this opportunity offered again during incarceration?

The voting eligibility process begins upon an inmate's arrival into DOC custody at either the CDF or CTF. During the intake orientation process, DOC Case Managers review each inmate's commitment and prior history to determine whether that inmate is eligible to register to vote. Inmates are also given voting rights information. If an inmate is found to be eligible to vote and is not registered, he or she is offered an opportunity to complete a Voter Registration Form. Even if an inmate elects not to complete the Voter Registration Form during their initial orientation, these forms are made available throughout their stay and he/she may request one at any time.

After an inmate is found eligible to vote and has completed their Voter Registration Application Form, the Case Manager reviews the application with the inmate to ensure that it is accurate and complete. If the inmate needs assistance completing the form, the Case Manager provides that assistance or arranges for the appropriate person to give the needed assistance to the inmate. The Case Manager then initials and dates the application, which serves as verification to the BOE that the inmate registered on that date. If, during the inmate's orientation, a Case Manager has questions about their voting eligibility, the Voting Coordinator is immediately contacted. In the event the Voting Coordinator is not available, the Case Manager is required to directly contact the Board of Elections for a response.

Once the application is complete, it is forwarded to BOE the same day with a 'Return Receipt Requested.' Completed applications are monitored while in case management custody and are not left unattended at any time. If the Voting Coordinator is unavailable to receive the applications, they are hand delivered to the office of the Chief Case Manager.

The Case Manager then completes the Voter Registration Agency Certification, which denotes that the inmate has either registered to vote or has refused to complete the Voter Registration Form. The Certification Form is then scanned into the inmate's electronic file and the original form is sent to the Voting Coordinator, with a copy going to the inmate.

c. How has DOC worked with the Board of Elections in FY18 and FY19, to date, to improve the agency's services for inmates in this area?

DOC identifies inmates eligible to vote at intake and inmates can request to register to vote at any point during their time in DOC custody. To enhance the voter registration process in DOC facilities, the Voting Coordinator meets with the Board of Elections (BOE) as part of the planning process for each election to include Special Elections. This includes identifying any new information, processes, or requirements for registering to vote and/or voting.

82. What is the typical caseload for case managers? Please describe the training for this position.

Caseloads for a facility case manager typically averages around 80 inmates per case manager when all position vacancies are filled. The assigned number depends on activity at the specific housing unit. Case managers are responsible for a number of critical services including but not limited to: intake processing, classification, housing assignments, PREA screening, referrals for specialized programming, administering risk and needs assessments, administrative housing reviews, supportive services coordination, and post release planning.

Minimum qualifications for a case manager include: a Bachelor's degree and three-to-five years of work experience in a criminal justice setting. In addition to the required 40-hour pre-service, new case managers are paired with experienced staff for a two-month period of peer-based on-the-job training in key areas as well as annual in-service training to include cultural diversity, PREA, LGBTQ relations, mental health, suicide prevention, and ethics.

83. What is the DOC's role in issuing returning citizens certificates of good standing?

The Mayor's Office of Returning Citizens Affairs (MORCA) will request a Certificate of Good Standing from DOC on behalf of a returning citizen. Once the request is received, the Inmate Records Office staff will review the records of the requestor in all DOC databases and all other databases that DOC is able to access. Then document all of the information on the Certificate of Good Standing form. When these procedures have been completed a copy of the Certificate of Good Standing is forwarded to an authorized staff member via email ORCA@dc.gov to MORCA. The Director of MORCA then signs and dates the Certificate of Good Standing as the issuer and send it to the requestor.

84. Please provide an update on DOC's intended Memorandum of Understanding with the Bureau of Prisons to bring out-of-state inmates back to the District 6 to 9 months prior to their release dates.

The DOC continues conversations with the BOP exploring the possibility of implementation.

85. Please provide an update on DOC's planning for the construction of a new jail.

Currently, the District awarded a grant, through OVSJG, to Council for Court Excellence to facilitate community engagement on the construction and implementation of a new jail.

86. Please provide an update on DOC's efforts to prevent the overdetection of inmates.

DOC has established the following policies to prevent inmate overdetection:

- The release clearance checklist has been expanded and refined to clearly identify all required clearance steps;
- A roster of USMS inmates is received weekly and all releases are cleared against that list;
- All releases of federal inmates require corresponding release authorization;
- Updated posting and processing procedures have been put in place to assure that inmates who are committed by one division of USMS on behalf of another division of USMS are properly coded and processed;
- Multiple audits of JACCS data have been conducted to assure federal and dual custody inmates are appropriately coded;
- All prisoner remands (committing documents and court returns) are placed in each inmate's institutional record;
- Training on these changes has been conducted for all staff;
- New procedures to managing incoming email transactions have been put in place to assure that no emails are overlooked;
- Multiple "process and paperwork" meetings between DOC and USMS were conducted to clarify USMS paperwork, processing requirements of both agencies, and to resolve issues and concerns.

a. What further steps does DOC plan to take to remedy any breakdowns in communication between DOC and the U.S. Marshals?

A new email distribution list has been developed for federal removals that includes all DOC and Unity Healthcare staff to assure that all parties are informed of upcoming removals at the same time. Requests for clarification of paperwork continue to be submitted via email and/or phone.

b. How many incidents of inmate overdetection have occurred in FY18 and FY19, to date? How many of these incidents involved U.S. District Court inmates, and how many involved DOC inmates?

In FY 2018, there were 12 over-detentions and two (2) of them were USMS inmates. In FY 2019 (as of 1/17/2019) there have been five (5) over-detentions, and 0 have been USMS inmates.

87. Please provide an update on DOC's efforts to prevent the unauthorized early release of inmates. How many incidents of early release have occurred in FY18 and FY19, to date, and are any of these individuals still not in DOC custody?

Listed below are the corrective plans that were established, for FY-18. A total of eight (8) inmates were released. In FY-19 one (1) inmate was released early and four (4) inmates have not returned to the custody of DOC.

These are the corrective actions that have been put in place to prevent early releases:

- Refine the release clearance checklist and conduct training;
- Provide dual monitors for all staff to more easily view data in multiple systems;
- Implement a new, two-signature process for clearance to release from St. Elizabeth's Hospital;
- Discontinue practice of closing open charges when inmate transferred to St. Elizabeth's Hospital;
- Implement new procedures and required paperwork for release of USMS and FBOP inmates;
- Discontinue closing cases when sending inmates who need to remain in DOC custody to process CRW warrants;
- Implement temporary release processing when sending inmates who need to remain in DOC custody to process CRW warrants;
- Alert USMS when federal inmates about to be temporarily removed for processing CRW. New TMS transaction created to alert MPD and USMS;
- Clarify processing for all prisoner remands (new commitments and court returns);
- Request USMS to clearly indicate new intakes and new charges/holds on prisoner remands that contain multiple inmates;
- Verify that all federal inmates are posted correctly in JACCS;
- Ongoing JACCS data quality assurance;
- Hiring of additional Legal Instruments Examiners.

88. What is DOC's policy regarding informing family members of an inmate's hospitalization? Of an inmate's death? Of an inmate's transfer of facilities? Of an inmate's placement in restrictive housing?

Due to safety and security reasons, DOC does not notify family of an inmate's hospitalization unless the hospitalization is life-threatening or unless the inmate is incapacitated.

89. Please provide menus reflecting food served to inmates in CDF and CTF for FY18 and FY19, to date, by day.

Attachment – General Menu

Attachment – Kosher Menu

Attachment – Halal Menu

90. What items are available in the commissary, and what are the costs to inmates? When are these costs waived due to temperature (e.g., cold drinks in the summer or long johns in the winter)?

The inmate population has the option to purchase from the commissary: food products (i.e., seafood, meats snacks, cookies & crackers, chips, cheese products, coffee, drink products and nuts); personal care products (i.e., shampoo, conditioners, lotions, shaving products, deodorants, toothpastes and mouthwash), clothing, shoes and electronics. The cost of the commissary items vary from 11-cents to \$33.60. All non-food items have a .06 tax rate. The cost of commissary items is not waived at any time due to temperature.

Please see below Items available in the DOC commissary and their costs:

Items List With Price and Tax
as of 1/31/2019

<u>Alias</u>	<u>Item Description</u>	<u>Max Qty</u>	<u>Item Price</u>	<u>Tax Rate</u>	<u>Tax Amount</u>
0	<u>UNASSIGNED ORDER FORM</u>				
0010	ALBERTO VO5_SHAMPOO - EXTRA BODY	4	2.48	0.06	0.15
0011	ALBERTO VO5_CONDITIONER - EXTRA BODY	4	2.48	0.06	0.15
0040	HAIR FOOD W/VITAMIN E	4	3.33	0.06	0.20
0050	HAIRDRESS 5 OZ	4	2.67	0.06	0.16
0051	HAIRDRESS & PRESS OIL	4	2.67	0.06	0.16
0090	SHAMPOO SINGLE PKCT 1/EA	4	0.14	0.06	0.01
0107	P-UP DRIVE DEODORANT	4	2.21	0.06	0.13
0118	FORCE A/P DEOD ROLL-ON	4	1.27	0.00	0.00
0123	.5 OZ. STICK DEODORANT - INDIGENT	4	1.27	0.06	0.08
0147	P-UP A/P DEOD DRIVE	4	2.81	0.00	0.00
0210	4OZ SKIN CARE LOTION	4	0.99	0.06	0.06
0212	COCONUT LIME ALOE LOTION	4	2.27	0.06	0.14
0216	COCOA BUTTER STICK 100%	4	1.29	0.06	0.08
0221	PETROLEUM JELLY 3.75OZ.	4	1.71	0.00	0.00
0320	REG MAGIC CREAM SHAVE	4	6.07	0.06	0.36
0341	SHAVE GEL PACKET 7.5ML	4	0.09	0.06	0.01
0361	ELEMENTZ 3-IN-1 BODY WASH COCO LIME	4	2.91	0.06	0.17
0362	DANDRUFF SHAMP/ALMND SHEA	4	3.42	0.00	0.00
0397	NEXT1 COCOA BTTR SOAP 5OZ	4	1.04	0.06	0.06
0424	MOISTURIZING SOAP 5 OZ	4	1.04	0.06	0.06
0426	SPORT BAR SOAP	4	1.58	0.00	0.00
0439	NEXT 1 SOAP	4	0.79	0.00	0.00
0441	BLACK/WHITE SKIN SOAP	4	3.66	0.06	0.22
0490	SOAP DISH	4	0.52	0.06	0.03
0510	CAVITY TOOTHPASTE MINT GEL	4	2.83	0.00	0.00
0530	COOL WAVE CLR TOOTHPASTE	4	1.73	0.00	0.00
0821	PALM BRUSH	4	0.51	0.06	0.03
1010	#10 WHITE ENVELOPE	4	0.21	0.06	0.01
1015	MANILLA ENVELOPE	4	0.15	0.06	0.01
1049	1 EACH 1ST CLASS STAMP	4	0.55	0.00	0.00
1050	BOOK OF TEN STAMPS	4	5.50	0.00	0.00
1060	8.5 X 11 LETTER PAD WHT	4	0.83	0.06	0.05
1070	SKETCH PAD 8.5 X 11 WHITE	4	0.67	0.06	0.04
1073	FILE FOLDER	4	0.16	0.06	0.01
1086	POCKET DICTIONARY II	4	2.67	0.06	0.16
1101	JUVENILE BIRTHDAY CARD	4	0.73	0.06	0.04
1105	GET WELL CARD - ACETATE	4	0.73	0.06	0.04
1120	THANK YOU CARD	4	0.73	0.06	0.04
1121	SEASONAL GREETING CARD	4	0.73	0.06	0.04
1166	EAR BUD	4	2.78	0.06	0.17
1206	AAA 1/EA ION3 BATTERY	4	0.89	0.06	0.05
1213	AA BATTERY 1EA	4	0.89	0.06	0.05
1249	RADIO_DIGITAL AM FM_EA_CLEAR	4	16.20	0.06	0.97
1300	AVIATOR PLAYING CARDS	4	2.55	0.06	0.15
1305	PINOCHLE CARDS	4	2.55	0.06	0.15
1400	GEN_BOWL W/ID_24 OZ	4	0.99	0.06	0.06
1411	COFFEE CUP_W/ HANDLE_12 OZ	4	0.91	0.06	0.05
1413	22OZ TUMBLER ONLY (NO LID	4	0.61	0.06	0.04
1430	WASHCLOTH WHITE	0	0.53	0.06	0.03
1432	BEIGE WASHCLOTH	0	0.82	0.06	0.05
1440	BATH TOWEL BEIGE	0	7.20	0.06	0.43
1450	SM. SHOWER SHOE	0	1.16	0.06	0.07
1451	MED. SHOWER SHOE	0	1.22	0.06	0.07
1452	LG. SHOWER SHOE	0	1.28	0.06	0.08
1455	SM DLX VELCRO SLIP-ON	0	3.63	0.06	0.22
1456	MED DLX VELCRO SLIP-ON	0	3.63	0.06	0.22
1457	LRG DLX VELCRO SLIP-ON	0	3.63	0.06	0.22

91. How long does it take for an inmate to receive mail? What are the causes of mail delays?

The mailroom processes incoming and outgoing mail within forty-eight (48) hours, excluding weekends and holidays. Reasonable delays include holiday mail increase, agency closures, emergency situations, and U.S. Postal Services' mail processing delays.

92. What are DOC's policies for drug testing of employees? How do DOC's policies take into account employees who may be participating in a medical marijuana program?

DOC employees occupy Safety-Sensitive positions. It is DOC's policy to provide a drug and alcohol-free workplace. Any confirmed positive test results or refusal to submit to the test shall be grounds for termination of employment.

Hemp Products. Use or consumption of a hemp product (food, drink, or other), which may contain tetrahydrocannabinol (THC), is not a legitimate medical explanation for the confirmed presence of THC in an employee's specimen. A positive urinalysis for THC (marijuana), regardless of the use of the aforementioned products, shall be considered a positive test, resulting in corrective or adverse action pursuant to DPM Chapter 16.

Coca-Leaf Products. Use of coca-leaf tea or other coca-leaf products that may contain cocaine and/or its metabolite, is not a legitimate medical explanation for the confirmed presence of cocaine or benzoylecgonine (BZE) in an employee's system. A positive urinalysis regardless of the use of the aforementioned products shall be considered a positive test, resulting in corrective or adverse action pursuant to DPM Chapter 16.

***NOTE** - DOC has a zero-tolerance policy for marijuana use, including marijuana products used pursuant to enrollment in a medical marijuana program.

93. What are DOC's current policies regarding continuation of medication-assisted treatment for inmates? Is DOC prepared to implement Bill 22-0459, the "Opioid Abuse Prevention and Treatment Omnibus Amendment Act of 2018"?

For more than a decade, DOC has been a national leader in correctional healthcare by providing Medication Assisted Treatment (MAT) to all inmates on MAT in the community. Once the medication is verified, it is continued while the inmate is under our care and custody. Inmates not on MAT, but who are in need of some kind of Substance Use Disorder Treatment are assessed closely at intake and screened/referred for Medication Assisted Treatment (MAT) as needed.

Building upon our shared solid past with Unity providing MAT to inmates in need over the past decade, 2018 saw DOC take the initiative to enhance MAT offerings. At the behest and instruction of DOC's Medical Director, Suboxone began being *initiated* in the jail for those with opioid use disorder, and Unity was instructed to provide Narcan upon discharge and to begin offering Vivitrol injections. Via the Office of Health Services, DOC also paved the way for methadone to begin being initiated in jail.

As of February 2019, MAT is no longer going to be immediately weaned in the jail. For more than a decade, this was previously the policy given that Unity never knew what an inmate's disposition was and in the event they were to be transferred to the FBOP, which does not provide MAT services in general to inmates. DOC and Unity did not want to jeopardize patient safety, so a slow and safe weaning upon discharge made medical sense. However, DOC's Records Office and the healthcare provider will now work closely together to assure that healthcare providers have a more timely sense of when inmates on MAT are expected to be released. Those newly sentenced inmates on MAT heading to the FBOP will begin a taper at the time of sentencing to assure that by the time they are released to the FBOP, they are safely off MAT and are not in jeopardy of opioid withdrawal. Those being released to the community will not have their MAT weaned. They will continue on their usual dose and follow up with their MAT provider in the community upon discharge.

These combined policy and practice enhancements point to DOC's strong leadership regarding MAT best practices. Additionally, our Opioid Treatment Program is accredited through SAMHSA and the NCCNC, indicating our 100% compliance with national standards and best practices with respect to MAT. The enhancements DOC mandated, provide even more robust OTP services than what NCCHC and SAMHSA require. In our recent OTP audit for accreditation (2019), the NCCH auditor noted that the DOC MAT program *"is a program to be proud of and that we're organized and well positioned to move forward with our enhanced programming."* We are prepared to implement Bill 22-0459, and in effect, have the requirements already part of our established healthcare practices:

- Inmates on MAT continue to receive treatment
- The healthcare providers charged with treating inmates with OUD are certified to provide this treatment
- We continue to assure that all OUD treatment is administered in an appropriate manner and that inmates on these medications receive for the entirety of their time in DC DOC.

Question 89 Attachment

Proposed 1/12
Revised 8/14 12/14 3/15 6/15
3/16 1/17 5/17

Washington DC CDF/CTF
Adult Menu
Cycle Average 3300 calories per day



Week: 1

MONDAY	TUESDAY	WEDNESDAY	THURSDAY	FRIDAY	SATURDAY	SUNDAY
Meal Name: Breakfast						
Dry Cereal 1 1/2 cup	100% Juice (4 oz)	100% Juice (4 oz)	100% Orange Juice (4 fl oz)	100% Apple Juice (4 fl oz)	Dry Cereal 1 1/2 cup	100% Juice (4 oz)
Creamy Country Gravy (1 oz)	Cheesy Grits 1 pouch	Creamy Whole Grain Oatmeal 1 1/2 cup	Dry Cereal 1 1/2 cup	Creamy Whole Grain Oatmeal 1 1/2 cup	Scrambled Eggs 2 1/2 ozw	Grits 1 1/2 cup
Cottage Fries 1 cup	Scrambled Eggs w/ Onions & Peppers 2 1/2 ozw	Breakfast Sausage (1 oz each) 2 patty	Scrambled Eggs w/ Cheese & Peppers 2 1/2 ozw	Breakfast Sausage (1 oz each) 2 patty	Bakery Muffin (1/40 2@)	T Ham 1 1/2 cup
Bakery Biscuit (2@ 1/40)	Waffles 2 each	Cap'n Potatoes 1 cup	Waffles 2 each	Hash Brown Potatoes 1 cup	Margarine, pc 3 each	Lyonnise Potatoes 1 cup
Margarine pc 3 each	Margarine pc 3 each	Bakery Biscuit (2@ 1/40)	Margarine pc 3 each	Enriched Bread 3 slice	Morning Beverage 1 cup	Streusel Coffeecake (2@)
Morning Beverage 1 cup	Syrup pc 1 each	Margarine pc 3 each	Syrup pc 1 each	Margarine pc 3 each	Coffee 1 cup	Margarine pc 3 each
Coffee 1 cup	Coffee 1 cup	Coffee 1 cup	Morning Beverage 1 cup	Coffee 1 cup	Sugar 2 packet	Coffee 1 cup
Sugar 2 packet	Sugar 2 packet	Sugar 2 packet	Coffee 1 cup	Sugar 2 packet	Salt & Pepper Packets 1 each	Sugar 2 packet
Salt & Pepper Packets 1 each	Salt & Pepper Packets 1 each	Salt & Pepper Packets 1 each	Sugar 2 packet	Salt & Pepper Packets 1 each		Salt & Pepper Packets 1 each
			Salt & Pepper Packets 1 each			
Meal Name: Lunch						
T Ham 2 ozw	Turkey 2 ozw	T Bologna 2 ozw	T Ham 2 ozw	Peanut Butter 2 ozw	T Bologna 2 ozw	T Salami 2 ozw
Cheese 1 ozw	Cheese 1 ozw	Cheese 1 ozw	Cheese 1 ozw	Jelly 1 fl oz	Cheese 1 ozw	Cheese 1 ozw
Mustard 2 packet	Mayo Dressing 2 packet	Mustard 2 packet	Mustard 2 packet	Enriched Bread 4 slice	Mustard 2 packet	Mayo Dressing 2 packet
Enriched Bread 4 slice	Enriched Bread 4 slice	Enriched Bread 4 slice	Enriched Bread 4 slice	Potato Chips 1 ozw	Enriched Bread 4 slice	Enriched Bread 4 slice
Fruit (1@ or 1/2 cup equivalent)	Potato Chips 1 ozw	Creamy Coleslaw 1/2 cup	Pasta Salad 1 cup	Frosted Cake 1/40 cut	Fruit (1@ or 1/2 cup equivalent)	Vinaigrette Macaroni Salad 1 cup
Vinaigrette Macaroni Salad 1 cup	Duplex Sandwich Cookies 5 each	Fudge Brownie 1/40 cut	Duplex Sandwich Cookies 5 each	Punch Fruit Drink w/ Vitamins B12 C D E & Calcium 1 cup	Potato Chips 1 ozw	Duplex Sandwich Cookies 5 each
Frosted Cake 1/40 cut	Punch Fruit Drink w/ Vitamins B12 C D E & Calcium 1 cup	Punch Fruit Drink w/ Vitamins B12 C D E & Calcium 1 cup	Punch Fruit Drink w/ Vitamins B12 C D E & Calcium 1 cup		Frosted Cake 1/40 cut	Punch Fruit Drink w/ Vitamins B12 C D E & Calcium 1 cup
Punch Fruit Drink w/ Vitamins B12 C D E & Calcium 1 cup					Punch Fruit Drink w/ Vitamins B12 C D E & Calcium 1 cup	
Meal Name: Dinner						
Ziti & Italian Sauce (2 oz)	T Hot Dogs (1.5 oz each) 2 each	Spicy Rice Casserole (2 oz)	Sloppy Joe Filling (2 oz soy)	Oven Fried Breaded Fish Patty (3 ozw)	Baked Meatloaf (3 ozw each)	Roast & Italian Tomato Sauce (2 oz soy)
Green Beans 3/4 cup	Pinto Beans 1 1/2 cup	Carrots 3/4 cup	Enriched Bread 3 slice	Rice 1 1/2 cup	Parsley Noodles 1 1/2 cup	Carrots 3/4 cup
Garden Salad 1 cup	Garden Salad 1 cup	Garden Salad 1 cup	Scalloped Potatoes 1 1/2 cup	Garden Salad 1 cup	Gravy 3 fl oz	Garden Salad 1 cup
Salad Dressing LF 1/2 fl oz	Salad Dressing LF 1/2 fl oz	Salad Dressing LF 1/2 fl oz	Green Beans 3/4 cup	Salad Dressing LF 1/2 fl oz	Kettle Blend Mixed Vegetables 3/4 cup	Salad Dressing LF 1/2 fl oz
Enriched Bread 3 slice	Enriched Bread 3 slice	Southern Cornbread 1/40 cut	Frosted Cake 1/40 cut	Enriched Bread 3 slice	Enriched Bread 3 slice	Bakery Biscuit 1/40 cut
Margarine pc 3 each	Mustard 3 each	Margarine pc 3 each	Sweetened Iced Tea 1 cup	Margarine pc 3 each	Margarine pc 3 each	Margarine pc 3 each
Duplex Sandwich Cookies 5 each	Frosted Cake 1/40 cut	Apple Cobbler 1/2 cup	Salt & Pepper Packets 1 each	Fudge Brownie 1/40 cut	Apple Brown Betty 1/2 cup	Frosted Cake 1/40 cut
Sweetened Iced Tea 1 cup	Sweetened Iced Tea 1 cup	Sweetened Iced Tea 1 cup		Sweetened Iced Tea 1 cup	Sweetened Iced Tea 1 cup	Sweetened Iced Tea 1 cup
Salt & Pepper Packets 1 each	Salt & Pepper Packets 1 each	Salt & Pepper Packets 1 each		Salt & Pepper Packets 1 each	Salt & Pepper Packets 1 each	Salt & Pepper Packets 1 each

All entree portions purchased fully cooked within manufacturer tolerance specifications are weight measurements prior to reheating. Casseroles and combination items made from scratch are based upon approximate cooked weight measurements. Weights on cookies, bread, rolls and breadsticks made from mix or scratch are prior to baking. Pancakes made from mix or scratch are better volume measurement prior to cooking. Side dishes are volume measurements. All combination dishes are made with soy unless otherwise indicated. All starches, vegetables, and cooked cereal are prepared with margarine unless indicated as LF (Low Fat). No pork is used unless item is named pork. Imitation cheese with calcium is used. *This item contains 125 mg calcium.

NUTRITION STATEMENT This menu meets the nutritional guidelines of the American Correctional Association which are based upon the current DRI's for males and females 19 to 50 years as established by the Food and Nutrition Board of the Institute of Medicine, National Academy of Sciences. Adequate levels of protein, vitamin A, vitamin C, calcium, and iron are included.

FLM QUARTERLY MENU REVIEW (initial/date) Q1 _____ Q2 _____ Q3 _____ Q4 _____
In accordance with ACA Standard (ref 3-ALDF-4C-04) (MANDATORY) Menu evaluations are conducted at least quarterly by food service supervisory staff to verify adherence to the established daily servings.

Reviewed: 5/17

ARAMARK Dietitian's Signature:

Wayne R. Davis

Client's Signature:

[Signature]

Date:

4/11/17

FLM Signature:

[Signature]

Date:

10/26/17

Proposed 1/12
Revised 8/14 12/14 3/15 6/15
3/16 1/17 5/17

Washington DC CDF/CTF
Adult Menu
Cycle Average 3300 calories per day



Week: 2

MONDAY	TUESDAY	WEDNESDAY	THURSDAY	FRIDAY	SATURDAY	SUNDAY
Meal Name: Breakfast						
Dry Cereal 1 1/2 cup Creamy Country Gravy (1 oz*) 8 ozw Bakery Biscuit (2@ 1/40) 1/40 cut Margarine pc 3 each Morning Beverage 1 cup Coffee 1 cup Sugar 2 packet Salt & Pepper Packets 1 each	100% Juice (4 oz) 1 pouch Fanna 1 1/2 cup Breakfast Sausage (1 ozw each) 2 patty Waffles 2 each Syrup 2 fl oz Margarine pc 3 each Coffee 1 cup Sugar 2 packet Salt & Pepper Packets 1 each	100% Juice (4 oz) 1 pouch Creamy Whole Grain Oatmeal 1 1/2 cup T Bologna 2 ozw Cottage Fries 1 cup Bakery Biscuit (2@ 1/40) 1/40 cut Margarine pc 3 each Coffee 1 cup Sugar 2 packet Salt & Pepper Packets 1 each	100% Juice (4 oz) 1 pouch Dry Cereal 1 1/2 cup Breakfast Sausage (1 ozw each) 2 patty Waffles 2 each Syrup 2 fl oz Margarine pc 3 each Morning Beverage 1 cup Coffee 1 cup Sugar 2 packet Salt & Pepper Packets 1 each	100% Juice (4 oz) 1 pouch Cheesy Grits 1 1/2 cup T Ham 2 ozw Lyonnaise Potatoes 1 cup Bakery Biscuit (2@ 1/40) 1/40 cut Margarine pc 3 each Coffee 1 cup Sugar 2 packet Salt & Pepper Packets 1 each	Dry Cereal 1 1/2 cup Scrambled Eggs 2 1/2 ozw Savory Coffee Cake (2@) 1/40 cut Margarine pc 3 each Morning Beverage 1 cup Coffee 1 cup Sugar 2 packet Salt & Pepper Packets 1 each	100% Juice (4 oz) 1 pouch Creamy Whole Grain Oatmeal 1 1/2 cup T Bologna 2 ozw Hash Brown Potatoes 1 cup Enriched Bread 3 slices Margarine pc 3 each Sugar 1 cup Salt & Pepper Packets 2 packet Salt & Pepper Packets 1 each
Meal Name: Lunch						
T Ham 2 ozw Cheese 1 ozw Mustard 2 packet Enriched Bread 4 slice Fruit (1@ or 1/2 cup equivalent) 1 portion Pasta Salad 1 cup Unfrosted Cake 1/40 cut Punch Fruit Drink w/ Vitamins B12 C D E & Calcium 1 cup	T Bologna 2 ozw Cheese 1 ozw Mayo Dressing 2 packet Enriched Bread 4 slice Potato Chips 1 ozw Duplex Sandwich Cookies 5 each Punch Fruit Drink w/ Vitamins B12 C D E & Calcium 1 cup	Chicken Salad (2 oz diced meat) 4 ozw Enriched Bread 4 slice Macaroni Salad 1 cup Mixed Vegetables 1/2 cup Thousand Island Dressing 1/2 fl oz Fudge Brownie 1/40 cut Punch Fruit Drink w/ Vitamins B12 C D E & Calcium 1 cup	T Ham 2 ozw Cheese 1 ozw Mustard 2 packet Enriched Bread 4 slice Vinaigrette Macaroni Salad 1 cup Duplex Sandwich Cookies 5 each Punch Fruit Drink w/ Vitamins B12 C D E & Calcium 1 cup	Turkey 2 ozw Cheese 1 ozw Mayo Dressing 2 packet Enriched Bread 4 slice Potato Chips 1 ozw Duplex Sandwich Cookies 5 each Punch Fruit Drink w/ Vitamins B12 C D E & Calcium 1 cup	T Bologna 2 ozw Cheese 1 ozw Mustard 2 packet Enriched Bread 4 slice Fruit (1@ or 1/2 cup equivalent) 1 portion Potato Chips 1 ozw Duplex Sandwich Cookies 5 each Unfrosted Cake 1/40 cut Punch Fruit Drink w/ Vitamins B12 C D E & Calcium 1 cup	T Sausage 2 ozw Cheese 1 ozw Mayo Dressing 2 packet Enriched Bread 4 slice Vinaigrette Macaroni Salad 1 cup Duplex Sandwich Cookies 5 each Punch Fruit Drink w/ Vitamins B12 C D E & Calcium 1 cup
Meal Name: Dinner						
Chk w Beans (2 oz soy) 12 ozw Rice 1 cup Peas & Carrots 3/4 cup Southern Cornbread 1/40 cut Margarine pc 3 each Duplex Sandwich Cookies 5 each Sweetened Iced Tea 1 cup Salt & Pepper Packets 1 each	Smoked T. Sausage (3 oz each) 1 each AuGratin Potatoes 1 1/2 cup Succotash 3/4 cup Garden Salad 1 cup Salad Dressing LF 1/2 fl oz Enriched Bread 3 slice Margarine pc 3 each Unfrosted Cake 1/40 cut Sweetened Iced Tea 1 cup Salt & Pepper Packets 1 each	Cajun Jambalaya (2 oz*) 12 ozw Green Beans 3/4 cup Garden Salad 1 cup Rice O'Brien 1/2 fl oz Southern Cornbread 1/40 cut Margarine pc 3 each Duplex Sandwich Cookies 5 each Sweetened Iced Tea 1 cup Salt & Pepper Packets 1 each	T Hot Dogs (1 5 oz each) 2 each Mustard 2 packet Enriched Bread 3 slice Rice O'Brien 1/2 cup Broccoli Carrots & Cauliflower 3/4 cup Unfrosted Cake 1/40 cut Sweetened Iced Tea 1 cup Salt & Pepper Packets 1 each	Oven Fried Breaded Fish Patty (3 ozw) 1 patty Parsley Noodles 1 1/2 cup Cabbage 3/4 cup Southern Cornbread 1/40 cut Margarine pc 3 each Fudge Brownie 1/40 cut Sweetened Iced Tea 1 cup Salt & Pepper Packets 1 each	Hearty Spanish Rice (2 oz*) 12 ozw Carrots 3/4 cup Garden Salad 1 cup Salad Dressing LF 1/2 fl oz Southern Cornbread 1/40 cut Margarine pc 3 each Duplex Sandwich Cookies 5 each Sweetened Iced Tea 1 cup Salt & Pepper Packets 1 each	Crispy Chicken Patty (3 ozw each) 1 patty Rice 1 1/2 cup Gravy 2 fl oz Green Beans 3/4 cup Bakery Biscuit 1/40 cut Margarine pc 3 each Unfrosted Cake 1/40 cut Sweetened Iced Tea 1 cup Salt & Pepper Packets 1 each

All entree portions purchased fully cooked, within manufacturer tolerance specifications, are weight measurements prior to reheating. Casseroles and combination items made from scratch are based upon approximate cooked weight measurements. Weights on cookies, bread, rolls and breadsticks made from mix or scratch are prior to baking. Pancakes made from mix or scratch are better volume measurement prior to cooking. Side dishes are volume measurements. All combination dishes are made with soy unless otherwise indicated. All starches, vegetables and cooked cereal are prepared with margarine unless indicated as LF (Low Fat). No pork is used unless item is named pork. Imitation cheese with calcium is used. *This item contains 125 mg calcium.

NUTRITION STATEMENT This menu meets the nutritional guidelines of the American Correctional Association which are based upon the current DRI's for males and females 19 to 50 years as established by the Food and Nutrition Board of the Institute of Medicine, National Academy of Sciences. Adequate levels of protein, vitamin A, vitamin C, calcium, and iron are included.

FLM QUARTERLY MENU REVIEW (initial/date) Q1 _____ Q2 _____ Q3 _____ Q4 _____
In accordance with ACA Standard (ref. 3-ALDF-4C-04) (MANDATORY) Menu evaluations are conducted at least quarterly by food service supervisory staff to verify adherence to the established daily servings.

Reviewed, 5/17

ARAMARK Dietitian's Signature: _____

Veters, CO, 08/15/16

Client's Signature: _____

Date: _____

FLM Signature: _____

Date: _____

Propose 1/12
Revised 8/14 12/14 3/15 6/15
3/16 1/17 5/17

Washington DC CDF/CTF
Adult Menu
Cycle Average 3300 calories per day



Week: 3

MONDAY	TUESDAY	WEDNESDAY	THURSDAY	FRIDAY	SATURDAY	SUNDAY
Meal Name: Breakfast						
Dry Cereal 1 1/2 cup	100% Juice (4 oz) 1 pouch	100% Juice (4 oz) 1 pouch	100% Juice (4 oz) 1 pouch	100% Juice (4 oz) 1 pouch	Dry Cereal 1 1/2 cup	100% Juice (4 oz) 1 pouch
Creamy Country Gravy (1 oz) 6 ozw	Fanna 1 1/2 cup	Creamy Whole Grain Oatmeal 1 1/2 cup	Com Grits 1 1/2 cup	Dry Cereal 1 1/2 cup	T. Ham 2 ozw	Creamy Whole Grain Oatmeal 1 1/2 cup
T. Ham Salad (3 oz T Ham) 5 ozw	Scrambled Egg w/ Cheese 2 1/2 ozw	Breakfast Sausage (1 ozw each) 2 patty	Scrambled Eggs 2 1/2 ozw	Breakfast Sausage (1 ozw each) 2 patty	Enriched Bread 3 slice	Breakfast Sausage (1 ozw each) 2 patty
Margarine pc 3 each	Waffles 2 each	Cottage Fries 1 cup	Waffles 2 each	Hash Brown Potatoes 1 cup	Margarine pc 3 each	Cottage Fries 1 cup
Morning Beverage 1 cup	Syrup 2 fl oz	Bakery Biscuit (2 @ 1/40) 1/40 cut	Syrup 2 fl oz	Enriched Bread 3 slice	Morning Beverage 1 cup	Bakery Muffin (1/40 2 @) 2 each
Coffee 1 cup	Margarine pc 3 each	Margarine pc 3 each	Margarine pc 3 each	Margarine pc 3 each	Coffee 1 cup	Margarine pc 3 each
Sugar 2 packet	Coffee 1 cup	Coffee 1 cup	Coffee 1 cup	Morning Beverage 1 cup	Sugar 2 packet	Coffee 1 cup
Salt & Pepper Packets 1 each	Supar 2 packet	Sugar 2 packet	Sugar 2 packet	Coffee 1 cup	Salt & Pepper Packets 1 each	Sugar 2 packet
	Salt & Pepper Packets 1 each	Salt & Pepper Packets 1 each	Salt & Pepper Packets 1 each	Sugar 2 packet		Salt & Pepper Packets 1 each
				Salt & Pepper Packets 1 each		

Meal Name: Lunch

T. Ham 2 ozw	Peanut Butter 2 ozw	T. Bologna 2 ozw	T. Ham 2 ozw	Turkey 2 ozw	T. Bologna 2 ozw	T. Salami 2 ozw
Cheese 1 ozw	Jelly 1 fl oz	Cheese 1 ozw	Cheese 1 ozw	Cheese 1 ozw	Cheese 1 ozw	Cheese 1 ozw
Mustard 2 packet	Enriched Bread 4 slice	Mustard 2 packet	Mustard 2 packet	Mayo Dressing 2 packet	Mustard 2 packet	Mayo Dressing 2 packet
Enriched Bread 4 slice	Potato Salad 1 cup	Enriched Bread 4 slice	Enriched Bread 4 slice	Enriched Bread 4 slice	Enriched Bread 4 slice	Enriched Bread 4 slice
Fruit (1 @ or 1/2 cup equivalent) 1 portion	Potato Chips 1 ozw	Mixed Vegetables 1/2 fl oz	Pasta Salad 1 cup	Pasta Salad 1 cup	Fruit (1 @ or 1/2 cup equivalent) 1 portion	Pasta Salad 1 cup
Potato Chips 1 ozw	Duplex Sandwich Cookies 5 each	Thousand Island Dressing 1/2 fl oz	Duplex Sandwich Cookies 5 each	Mixed Vegetables 1/2 cup	Potato Chips 1 ozw	Unfrosted Cake 1/40 cut
Unfrosted Cake 1/40 cut	Punch Fruit Drink w/ Vitamins B12 C D E & Calcium 1 cup	Fruit (1 @ or 1/2 cup equivalent) 1 portion	Punch Fruit Drink w/ Vitamins B12 C D E & Calcium 1 cup	Thousand Island Dressing 1/2 fl oz	Duplex Sandwich Cookies 5 each	Punch Fruit Drink w/ Vitamins B12 C D E & Calcium 1 cup
Punch Fruit Drink w/ Vitamins B12 C D E & Calcium 1 cup		Unfrosted Cake 1/40 cut		Fudge Brownie 1/40 cut	Punch Fruit Drink w/ Vitamins B12 C D E & Calcium 1 cup	
		Punch Fruit Drink w/ Vitamins B12 C D E & Calcium 1 cup		Punch Fruit Drink w/ Vitamins B12 C D E & Calcium 1 cup		

Meal Name: Dinner

Tex-Mex Taco Filling (2 oz soy) 4 ozw	Macaroni & Cheese Casserole (2 oz soy) 12 ozw	Roast Turkey 3 ozw	Smoked T. Sausage (3 oz each) 1 each	Oven Fried Breaded Fish Patty (3 ozw) 1 patty	Chili w/ Beans (2 oz soy) 12 ozw	Cheddar Pasty (3 ozw) 1 patty
Flour Tortilla (6") 2 each	Cauliflower 3/4 cup	Mashed Potatoes 1 1/2 cup	Cajun Potatoes 1 1/2 cup	Macaroni & Cheese 1 1/2 cup	Rice 1 cup	Ketchup 1 packet
Spanish Rice 1 1/2 cup	Garden Salad 1 cup	Gravy 2 fl oz	Carrots 3/4 cup	Com & Green Beans LF 3/4 cup	Cabbage 3/4 cup	Enriched Bread 3 slice
Pinto Beans 1 cup	Salad Dressing LF 1/2 fl oz	Peas & Carrots 3/4 cup	Enriched Bread 3 slice	Enriched Bread 3 slice	Southern Cornbread 1/40 cut	Cottage Fries 1 1/2 cup
Shredded Lettuce 1/2 cup	Enriched Bread 3 slice	Garden Salad 1 cup	Margarine pc 3 each	Margarine pc 3 each	Margarine pc 3 each	Peas 3/4 cup
Duplex Sandwich Cookies 5 each	Margarine pc 3 each	Salad Dressing LF 1/2 fl oz	Unfrosted Cake 1/40 cut	Duplex Sandwich Cookies 5 each	Unfrosted Cake 1/40 cut	Duplex Sandwich Cookies 5 each
Sweetened Iced Tea 1 cup	Unfrosted Cake 1/40 cut	Bakery Biscuit 1/40 cut	Sweetened Iced Tea 1 cup	Sweetened Iced Tea 1 cup	Sweetened Iced Tea 1 cup	Sweetened Iced Tea 1 cup
Salt & Pepper Packets 1 each	Sweetened Iced Tea 1 cup	Margarine pc 3 each	Salt & Pepper Packets 1 each	Salt & Pepper Packets 1 each	Salt & Pepper Packets 1 each	Salt & Pepper Packets 1 each
	Salt & Pepper Packets 1 each	Duplex Sandwich Cookies 5 each				
		Sweetened Iced Tea 1 cup				
		Salt & Pepper Packets 1 each				

All entree portions purchased fully cooked within manufacturer tolerance specifications are weight measurements prior to reheating. Casseroles and combination items made from scratch are based upon approximate cooked weight measurements. Weights on cookies, bread rolls and breadsticks made from mix or scratch are prior to baking. Pancakes made from mix or scratch are batter volume measurement prior to cooking. Side dishes are volume measurements. All combination dishes are made with soy unless otherwise indicated. All starches, vegetables and cooked cereal are prepared with margarine unless indicated as LF (Low Fat). No pork is used unless item is named pork. Imitation cheese with calcium is used. *This item contains 125 mg calcium.

NUTRITION STATEMENT This menu meets the nutritional guidelines of the American Correctional Association which are based upon the current DRI's for males and females 19 to 50 years as established by the Food and Nutrition Board of the Institute of Medicine National Academy of Sciences. Adequate levels of protein, vitamin A, vitamin C, calcium and iron are included.

FLM QUARTERLY MENU REVIEW (initial/date) O1 _____ O2 _____ O3 _____ O4 _____
In accordance with ACA Standard (ref 3-ALDF-4C-04) (MANDATORY) Menu evaluations are conducted at least quarterly by food service supervisory staff to verify adherence to the established daily servings.

Reviewed, 5/17

ARAMARK Dietitian's Signature

Version: 2010-02-19-15

Client's Signature

Date

FLM Signature

Date

[Handwritten Signature]

10/24/17

[Handwritten Signature]

10/26/17

Propose 1/12
Revised 8/14 12/14 3/15 6/15
3/16 1/17 5/17

Washington DC CDF/CTF
Adult Menu
Cycle Average 3300 calories per day



Week: 4

MONDAY	TUESDAY	WEDNESDAY	THURSDAY	FRIDAY	SATURDAY	SUNDAY
Meal Name: Breakfast						
Dry Cereal 1 1/2 cup	100% Juice (4 oz) 1 pouch	100% Juice (4 oz) 1 pouch	Fruit (1 1/2 or 1/2 cup equivalent) 1 portion	100% Juice (4 oz) 1 pouch	Dry Cereal 1 1/2 cup	100% Juice (4 oz) 1 pouch
Creamy Country Gravy (1 oz*) 8 ozw	Grits 1 1/2 cup	Creamy Whole Grain Oatmeal 1 1/2 cup	Dry Cereal 1 1/2 cup	Fanna 1 1/2 cup	Breakfast Sausage (1 ozw each) 2 patty	Creamy Whole Grain Oatmeal 1 1/2 cup
Bakery Biscuit (2 1/4) 1/40 cut	T. Bologna 2 ozw	Scrambled Eggs 2 1/2 ozw	Scrambled Eggs 2 1/2 ozw	T. Ham 2 ozw	Hash Brown Potatoes 1 cup	T. Bologna 2 ozw
Margarine pc 3 each	Lyonnais Potatoes 1 cup	Waffles 2 each	Lyonnais Potatoes 1 cup	Waffles 2 each	Bakery Biscuit (2 1/4) 1/40 cut	Streusel Coffeecake (2 1/4) 1/40 cut
Morning Beverage 1 cup	Streusel Coffeecake (2 1/4) 1/40 cut	Syrup 2 fl oz	Bakery Biscuit (2 1/4) 1/40 cut	Syrup 2 fl oz	Margarine pc 3 each	Margarine pc 3 each
Coffee 1 cup	Margarine pc 3 each	Margarine pc 3 each	Margarine pc 3 each	Margarine pc 3 each	Morning Beverage 1 cup	Coffee 1 cup
Sugar 2 packet	Coffee 1 cup	Coffee 1 cup	Coffee 1 cup	Coffee 1 cup	Sugar 1 cup	Sugar 2 packet
Salt & Pepper Packets 1 each	Sugar 2 packet	Sugar 2 packet	Sugar 2 packet	Sugar 2 packet	Salt & Pepper Packets 2 packet	Salt & Pepper Packets 1 each
Meal Name: Lunch						
T. Ham 2 ozw	Turkey 2 ozw	T. Bologna 2 ozw	T. Ham 2 ozw	Chicken Salad (2 oz diced meat) 4 ozw	T. Bologna 2 ozw	T. Salami 2 ozw
Cheese 1 ozw	Cheese 1 ozw	Cheese 1 ozw	Cheese 1 ozw	Enriched Bread 4 slice	Cheese 1 ozw	Cheese 1 ozw
Mustard 2 packet	Mayo Dressing 2 packet	Mustard 2 packet	Mustard 2 packet	Potato Salad 1 cup	Mustard 2 packet	Mayo Dressing 2 packet
Enriched Bread 4 slice	Enriched Bread 4 slice	Enriched Bread 4 slice	Enriched Bread 4 slice	Potato Chips 1 cup	Enriched Bread 4 slice	Enriched Bread 4 slice
Fruit (1 1/2 or 1/2 cup equivalent) 1 portion	Mixed Vegetables 1/2 cup	Potato Chips 1/2 cup	Pasta Salad 1 cup	Duplex Sandwich Cookies 5 each	Fruit (1 1/2 or 1/2 cup equivalent) 1 portion	Pasta Salad 1 cup
Potato Chips 1 ozw	Thousand Island Dressing 1/2 fl oz	Duplex Sandwich Cookies 5 each	Unfrosted Cake 1/40 cut	Punch Fruit Drink w/ Vitamins B12 C D E & Calcium 1 cup	Creamy Coleslaw 1/2 cup	Fudge Brownie 1/40 cut
Fudge Brownie 1/40 cut	Frosted Cake 1/40 cut	Punch Fruit Drink w/ Vitamins B12 C D E & Calcium 1 cup	Punch Fruit Drink w/ Vitamins B12 C D E & Calcium 1 cup		Frosted Cake 1/40 cut	Punch Fruit Drink w/ Vitamins B12 C D E & Calcium 1 cup
Punch Fruit Drink w/ Vitamins B12 C D E & Calcium 1 cup	Punch Fruit Drink w/ Vitamins B12 C D E & Calcium 1 cup				Punch Fruit Drink w/ Vitamins B12 C D E & Calcium 1 cup	
Meal Name: Dinner						
Autumn Potatoes (2 1/4) 1/40 cut	Southwest Burrito Filling (2 oz soy) 8 ozw	Cheesy Broccoli Noodle Casserole (2 oz soy) 12 ozw	Chili w/ Beans (2 oz soy) 12 ozw	Oven Fried Breaded Fish Patty (3 ozw) 1 patty	Crispy Chicken Patty (3 ozw each) 1 patty	Sloppy Joe Filling (2 oz soy) 4 ozw
Green Beans 3/4 cup	Rice 1 1/2 cup	Broccoli & Carrots 3/4 cup	Rice 1 cup	Cajun Potatoes 1 1/2 cup	Mayo Dressing 1 packet	Spanish Rice 1 1/2 cup
Garden Salad 1 cup	Garden Salad 1 cup	Garden Salad 1 cup	Carrots 3/4 cup	Cauliflower & Carrots 3/4 cup	Bakery Biscuit 1/40 cut	Kettle Blend Mixed Vegetables 3/4 cup
Salted Dressing LF 1/2 fl oz	Salted Dressing LF 1/2 fl oz	Salted Dressing LF 1/2 fl oz	Southam Cornbread 1/40 cut	Enriched Bread 3 slice	Noodles 1 1/2 cup	Enriched Bread 3 slice
Enriched Bread 3 slice	Flour Tortilla (5") 2 each	Bakery Biscuit 1/40 cut	Margarine pc 3 each	Margarine pc 3 each	Pasta 3/4 cup	Duplex Sandwich Cookies 5 each
Margarine pc 3 each	Fudge Brownie 1/40 cut	Margarine pc 3 each	Duplex Sandwich Cookies 5 each	Fudge Brownie 1/40 cut	Duplex Sandwich Cookies 5 each	Sweetened Iced Tea 1 cup
Unfrosted Cake 1/40 cut	Sweetened Iced Tea 1 cup	Unfrosted Cake 1/40 cut	Sweetened Iced Tea 1 cup	Sweetened Iced Tea 1 cup	Salt & Pepper Packets 1 each	Salt & Pepper Packets 1 each
Sweetened Iced Tea 1 cup	Salt & Pepper Packets 1 each	Sweetened Iced Tea 1 cup	Salt & Pepper Packets 1 each	Salt & Pepper Packets 1 each		
Salt & Pepper Packets 1 each		Salt & Pepper Packets 1 each				

All entree portions purchased fully cooked within manufacturer tolerance specifications are weight measurements prior to reheating. Casseroles and combination items made from scratch are based upon approximate cooked weight measurements. Weights on cookies, bread rolls and breadsticks made from mix or scratch are prior to baking. Pancakes made from mix or scratch are batter volume measurement prior to cooking. Side dishes are volume measurements. All combination dishes are made with soy unless otherwise indicated. All starches, vegetables and cooked cereal are prepared with margarine unless indicated as LF (Low Fat). No pork is used unless item is named pork. Imitation cheese with calcium is used. This item contains 125 mg calcium.

NUTRITION STATEMENT This menu meets the nutritional guidelines of the American Correctional Association which are based upon the current DRTs for males and females 19 to 50 years as established by the Food and Nutrition Board of the Institute of Medicine National Academy of Sciences. Adequate levels of protein, vitamin A, vitamin C, calcium and iron are included.

FLM QUARTERLY MENU REVIEW (initial/date) Q1 _____ Q2 _____ Q3 _____ Q4 _____
In accordance with ACA Standard (ref. 3-ALDF-4C-04) (MANDATORY) Menu evaluations are conducted at least quarterly by food service supervisory staff to verify adherence to the established daily servings.

Reviewed: 5/17

ARAMARK Dietitian's Signature: _____

Client's Signature: _____

Date: 10/17 FLM Signature: _____

Date: 10/26/17

Property 5/13
Implemented 5/14
Revised

WASHINGTON, DC
Kosher Menu
Weekly Average 2600 Calories Per Day



Week: 1

MONDAY TUESDAY WEDNESDAY THURSDAY FRIDAY SATURDAY SUNDAY
Meal Name: Breakfast

Fresh Seasonal Fruit	1 each	Fresh Seasonal Fruit	1 each	Fresh Seasonal Fruit	1 each	Fresh Seasonal Fruit	1 each	Fresh Seasonal Fruit	1 each	Fresh Seasonal Fruit	1 each	Fresh Seasonal Fruit	1 each
Dry Cereal	2 cup	Dry Cereal	2 cup	Dry Cereal	2 cup	Dry Cereal	2 cup	Dry Cereal	2 cup	Dry Cereal	2 cup	Dry Cereal	2 cup
Enriched Bread	2 slice	Enriched Bread	2 slice	Enriched Bread	2 slice	Enriched Bread	2 slice	Enriched Bread	2 slice	Enriched Bread	2 slice	Enriched Bread	2 slice
Kosher Margarine, pc	2 each	Kosher Margarine, pc	2 each	Kosher Margarine, pc	2 each	Kosher Margarine, pc	2 each	Kosher Margarine, pc	2 each	Kosher Margarine, pc	2 each	Kosher Margarine, pc	2 each
1% Milk (Half Pint)	2 each	1% Milk (Half Pint)	2 each	1% Milk (Half Pint)	2 each	1% Milk (Half Pint)	2 each	1% Milk (Half Pint)	2 each	1% Milk (Half Pint)	2 each	1% Milk (Half Pint)	2 each
Sugar	2 each	Sugar	2 each	Sugar	2 each	Sugar	2 each	Sugar	2 each	Sugar	2 each	Sugar	2 each
Kosher Hard Cooked Egg	1 each	Bagel	1 each	Bagel	1 each	Bagel	1 each	Kosher Hard Cooked Egg	1 each	Hard Cooked Egg	1 each	Bagel	1 each
Jelly, pc	2 packet	Cream Cheese	1 lb oz	Pecan Butter	3 oz	Pecan Butter	3 oz	Jelly, pc	2 packet	Jelly, pc	2 packet	Cream Cheese	1 lb oz
		Jelly, pc	2 packet	Jelly, pc	2 packet	Jelly, pc	2 packet					Jelly, pc	2 packet

Meal Name: Lunch

Salisbury Steak w/ Mashed Potatoes, Peas & Mushrooms (Prepackaged)	1 each	Turkey Fank & Bile Beans (Prepackaged)	1 each	Chicken Chow Mein w/ Rice & Egg Rolls (Prepackaged)	1 each	Turkey Patty Meal Kosher Enriched	1 each	Meatloaf w/ Potatoes, Peas & Carrots (Prepackaged)	1 each	Chicken Chow Mein w/ Rice & Egg Rolls (Prepackaged)	1 each	Meatloaf w/ Potatoes, Peas & Carrots (Prepackaged)	1 each
Fresh Seasonal Fruit	1 each	Fresh Seasonal Fruit	1 each	Fresh Seasonal Fruit	1 each	Fresh Seasonal Fruit	1 each	Fresh Seasonal Fruit	1 each	Fresh Seasonal Fruit	1 each	Fresh Seasonal Fruit	1 each
Enriched Bread	2 slice	Enriched Bread	2 slice	Enriched Bread	2 slice	Enriched Bread	2 slice	Enriched Bread	2 slice	Enriched Bread	2 slice	Enriched Bread	2 slice
Garden Salad	1 cup	Garden Salad	1 cup	Garden Salad	1 cup	Garden Salad	1 cup	Garden Salad	1 cup	Garden Salad	1 cup	Garden Salad	1 cup
Scratch Italian Salad Dressing	1 fl oz	Scratch Italian Salad Dressing	1 fl oz	Scratch Italian Salad Dressing	1 fl oz	Scratch Italian Salad Dressing	1 fl oz	Scratch Italian Salad Dressing	1 fl oz	Scratch Italian Salad Dressing	1 fl oz	Scratch Italian Salad Dressing	1 fl oz
Kosher Margarine, pc	2 each	Kosher Margarine, pc	2 each	Kosher Margarine, pc	2 each	Kosher Margarine, pc	2 each	Kosher Margarine, pc	2 each	Kosher Margarine, pc	2 each	Kosher Margarine, pc	2 each
Fruit Drink w/ Vitamin C	1 cup	Fruit Drink w/ Vitamin C	1 cup	Fruit Drink w/ Vitamin C	1 cup	Fruit Drink w/ Vitamin C	1 cup	Fruit Drink w/ Vitamin C	1 cup	Fruit Drink w/ Vitamin C	1 cup	Fruit Drink w/ Vitamin C	1 cup

Meal Name: Dinner

Salisbury Steak w/ Mashed Potatoes, Peas & Mushrooms (Prepackaged)	1 each	Chicken Chow Mein w/ Rice & Egg Rolls (Prepackaged)	1 each	Salisbury Steak w/ Mashed Potatoes, Peas & Mushrooms (Prepackaged)	1 each	Spaghetti & Meatballs w/ Peas (Prepackaged)	1 each	Turkey Patty Meal Kosher Enriched	1 each	Cheese Fricassee w/ Green Beans, Peas & Mushrooms (Prepackaged)	1 each
Fresh Seasonal Fruit	1 each	Fresh Seasonal Fruit	1 each	Fresh Seasonal Fruit	1 each	Fresh Seasonal Fruit	1 each	Fresh Seasonal Fruit	1 each	Fresh Seasonal Fruit	1 each
Enriched Bread	2 slice	Enriched Bread	2 slice	Enriched Bread	2 slice	Enriched Bread	2 slice	Enriched Bread	2 slice	Enriched Bread	2 slice
Garden Salad	1 cup	Garden Salad	1 cup	Garden Salad	1 cup	Garden Salad	1 cup	Garden Salad	1 cup	Garden Salad	1 cup
Scratch Italian Salad Dressing	1 fl oz	Scratch Italian Salad Dressing	1 fl oz	Scratch Italian Salad Dressing	1 fl oz	Scratch Italian Salad Dressing	1 fl oz	Scratch Italian Salad Dressing	1 fl oz	Scratch Italian Salad Dressing	1 fl oz
Kosher Margarine, pc	2 each	Kosher Margarine, pc	2 each	Kosher Margarine, pc	2 each	Kosher Margarine, pc	2 each	Kosher Margarine, pc	2 each	Kosher Margarine, pc	2 each
Fruit Drink w/ Vitamin C	1 cup	Fruit Drink w/ Vitamin C	1 cup	Fruit Drink w/ Vitamin C	1 cup	Fruit Drink w/ Vitamin C	1 cup	Fruit Drink w/ Vitamin C	1 cup	Fruit Drink w/ Vitamin C	1 cup

If entree portions purchased fully cooked, within manufacturer tolerance specifications, are weight measurements prior to reheating. Side dishes are volume measurements. All starches, vegetables, and cooked cereal are pre-fried with margarine unless indicated as oil.

(Low Fat). This is a Portion Menu.

NUTRITION STATEMENT: This menu meets the nutritional guidelines of the American Council on Education which are based upon the current DRI's for males 19 to 50 years as established by the Food and Nutrition Board of the Institute of Medicine, National Academy of Sciences. Adequate levels of protein, vitamin A, vitamin C, calcium, and iron are included.

To meet the nutritional needs of the adult aging population (55+) a vitamin-mineral supplement containing Calcium, Vitamin D, and B12 is recommended.

Breakfast: No meal is served. Utensils used for cooking and serving must be used only for kosher breakfast and stored in a special area. Serve a cold tray and a hot tray. Serve meal on paper with a disposable cup and utensils. Cold tray, wrap fruit, bowls of cereal, bread, margarine, plastic ware & napkins together on disposable plate. Serve dry cereal in disposable bowls with lids. Hot Tray: These foods are prepared in kosher dairy pans (kept in manager's office). Follow all kosher preparation instructions in recipes for breakfast entrees: up to 1 cup.

Lunch and dinner: Serve a cold tray and a hot tray. Serve meal on paper with a disposable cup and utensils. Cold tray: wrap fruit, bowl of salad, bread, margarine, plastic ware & napkins together on disposable plate. Top salad with dressing, use a disposable spoon or cup to transfer dressing from container to salad. Serve salad in a disposable bowl. Hot tray: Store, cook and serve as directed. Do not use meals that are uneaten. Follow kosher preparation instructions in recipes of lunch/dinner items. Salad, salad dressing. A non-dairy beverage is served.

All meals: Bread should not contain dairy in ingredients. Margarine should not contain milk solids and should be a sealed pc.

ARAMARK Registered Dietitian's Signature of Nutritional Adequacy

Meyer, RD LON #841936

Facility Administration's Signature of Approval

Reviewed 11/15

Facility Religious Authority's Signature of Approval (if applicable on staff)

Proposed 6/13
Implemented 5/14
Revised

WASHINGTON, DC
Kosher Menu
Weekly Average 2800 Calories Per Day



Week: 2

MONDAY	TUESDAY	WEDNESDAY	THURSDAY	FRIDAY	SATURDAY	SUNDAY
Meal Name: Breakfast						
Fresh Seasonal Fruit 1 each	Fresh Seasonal Fruit 1 each	Fresh Seasonal Fruit 1 each	Fresh Seasonal Fruit 1 each	Fresh Seasonal Fruit 1 each	Fresh Seasonal Fruit 1 each	Fresh Seasonal Fruit 1 each
Dry Cereal 2 cup	Dry Cereal 2 cup	Dry Cereal 2 cup	Dry Cereal 2 cup	Dry Cereal 2 cup	Dry Cereal 2 cup	Dry Cereal 2 cup
Enriched Bread 2 slice	Enriched Bread 2 slice	Enriched Bread 2 slice	Enriched Bread 2 slice	Enriched Bread 2 slice	Enriched Bread 2 slice	Enriched Bread 2 slice
Kosher Margarine pc 2 each	Kosher Margarine pc 2 each	Kosher Margarine pc 2 each	Kosher Margarine pc 2 each	Kosher Margarine pc 2 each	Kosher Margarine pc 2 each	Kosher Margarine pc 2 each
1% Milk (Half Pint) 2 each	1% Milk (Half Pint) 2 each	1% Milk (Half Pint) 2 each	1% Milk (Half Pint) 2 each	1% Milk (Half Pint) 2 each	1% Milk (Half Pint) 2 each	1% Milk (Half Pint) 2 each
Sugar 2 packet	Sugar 2 packet	Sugar 2 packet	Sugar 2 packet	Sugar 2 packet	Sugar 2 packet	Sugar 2 packet
Kosher Hard Cooked Egg 1 each	Bagel 1 each	Bagel 1 each	Bagel 1 each	Kosher Hard Cooked Egg 1 each	Hard Cooked Egg 1 each	Bagel 1 each
Jelly, pc 2 packet	Cream Cheese 1 fl oz	Peanut Butter 3 oz	Peanut Butter 3 oz	Jelly, pc 2 packet	Jelly, pc 2 packet	Cream Cheese 1 fl oz
	Jelly, pc 2 packet	Jelly, pc 2 packet	Jelly, pc 2 packet			Jelly, pc 2 packet

Meal Name: Lunch						
Spaghetti & Meatballs w/ Peas (Prewrapped) 1 each	Turkey Frank & BBQ Beans (Prewrapped) 1 each	Chicken Chow Mein w/ Rice & Egg Noodles (Prewrapped) 1 each	Turkey Pasty Meal Kosher Entree 1 each	Mexicali w/ Potatoes, Peas & Carrots (Prewrapped) 1 each	Chicken Chow Mein w/ Rice & Egg Noodles (Prewrapped) 1 each	Mexicali w/ Potatoes, Peas & Carrots (Prewrapped) 1 each
Fresh Seasonal Fruit 1 each	Fresh Seasonal Fruit 1 each	Fresh Seasonal Fruit 1 each	Fresh Seasonal Fruit 1 each	Fresh Seasonal Fruit 1 each	Fresh Seasonal Fruit 1 each	Fresh Seasonal Fruit 1 each
Enriched Bread 2 slice	Enriched Bread 2 slice	Enriched Bread 2 slice	Enriched Bread 2 slice	Enriched Bread 2 slice	Enriched Bread 2 slice	Enriched Bread 2 slice
Garden Salad 1 cup	Garden Salad 1 cup	Garden Salad 1 cup	Garden Salad 1 cup	Garden Salad 1 cup	Garden Salad 1 cup	Garden Salad 1 cup
Scratch Italian Salad Dressing 1 fl oz	Scratch Italian Salad Dressing 1 fl oz	Scratch Italian Salad Dressing 1 fl oz	Scratch Italian Salad Dressing 1 fl oz	Scratch Italian Salad Dressing 1 fl oz	Scratch Italian Salad Dressing 1 fl oz	Scratch Italian Salad Dressing 1 fl oz
Kosher Margarine pc 2 each	Kosher Margarine pc 2 each	Kosher Margarine pc 2 each	Kosher Margarine pc 2 each	Kosher Margarine pc 2 each	Kosher Margarine pc 2 each	Kosher Margarine pc 2 each
Fruit Drink w/ Vitamin C 1 cup	Fruit Drink w/ Vitamin C 1 cup	Fruit Drink w/ Vitamin C 1 cup	Fruit Drink w/ Vitamin C 1 cup	Fruit Drink w/ Vitamin C 1 cup	Fruit Drink w/ Vitamin C 1 cup	Fruit Drink w/ Vitamin C 1 cup

Meal Name: Dinner						
Salisbury Steak w/ Mashed Potatoes, Corn & Peas 1 each	Cheese Ravioli w/ Green Beans & Mushrooms (Prewrapped) 1 each	Spaghetti & Meatballs w/ Peas (Prewrapped) 1 each	Salisbury Steak w/ Mashed Potatoes, Corn & Peas 1 each	Spaghetti & Meatballs w/ Peas (Prewrapped) 1 each	Turkey Pasty Meal Kosher Entree 1 each	Cheese Ravioli w/ Green Beans & Mushrooms (Prewrapped) 1 each
Fresh Seasonal Fruit 1 each	Fresh Seasonal Fruit 1 each	Fresh Seasonal Fruit 1 each	Fresh Seasonal Fruit 1 each	Fresh Seasonal Fruit 1 each	Fresh Seasonal Fruit 1 each	Fresh Seasonal Fruit 1 each
Enriched Bread 2 slice	Enriched Bread 2 slice	Enriched Bread 2 slice	Enriched Bread 2 slice	Enriched Bread 2 slice	Enriched Bread 2 slice	Enriched Bread 2 slice
Garden Salad 1 cup	Garden Salad 1 cup	Garden Salad 1 cup	Garden Salad 1 cup	Garden Salad 1 cup	Garden Salad 1 cup	Garden Salad 1 cup
Scratch Italian Salad Dressing 1 fl oz	Scratch Italian Salad Dressing 1 fl oz	Scratch Italian Salad Dressing 1 fl oz	Scratch Italian Salad Dressing 1 fl oz	Scratch Italian Salad Dressing 1 fl oz	Scratch Italian Salad Dressing 1 fl oz	Scratch Italian Salad Dressing 1 fl oz
Kosher Margarine pc 2 each	Kosher Margarine pc 2 each	Kosher Margarine pc 2 each	Kosher Margarine pc 2 each	Kosher Margarine pc 2 each	Kosher Margarine pc 2 each	Kosher Margarine pc 2 each
Fruit Drink w/ Vitamin C 1 cup	Fruit Drink w/ Vitamin C 1 cup	Fruit Drink w/ Vitamin C 1 cup	Fruit Drink w/ Vitamin C 1 cup	Fruit Drink w/ Vitamin C 1 cup	Fruit Drink w/ Vitamin C 1 cup	Fruit Drink w/ Vitamin C 1 cup

If entree portions purchased fully cooked, w/ hen manufacturer tolerance specifications are weight measurements prior to reheating. Side dishes are volume measurements. All starches, vegetables, and cooked cereal are prepared with margarine unless indicated as L.F. (Low Fat). This is a Pork Free Menu.

NUTRITION STATEMENT This menu meets the nutritional guidelines of the American Correctional Association which are based upon the current DRI's for rates 19 to 50 years as established by the Food and Nutrition Board of the Institute of Medicine, National Academy of Sciences. Adequate levels of protein, vitamin A, vitamin C, calcium, and iron are included.

To meet the nutritional needs of the adult aging population (55+) a vitamin-mineral supplement containing Calcium, Vitamin D, and B12 is recommended.

Breakfast: No meal is served. Utensils used for cooking and serving must be used only for kosher breakfast and stored in a special area. Serve a cold tray and a hot tray. Serve meal on paper with a disposable cup and utensils. Cold tray: wrap fruit, bowls of cereal, bread, margarine, plastic ware & napkin together on disposable plate. Serve dry cereal in disposable bowls with lids. Hot Tray: These foods are prepared in kosher dairy pans (keep in manager's office). Follow all kosher preparation instructions in recipes for breakfast entrees: eggs.

Lunch and dinner: Serve a cold tray and a hot tray. Serve meal on paper with a disposable cup and utensils. Cold tray: wrap fruit, bowl of salad, bread, margarine, plastic ware & napkin together on disposable plate. Top salad with dressing, use a disposable spoon or cup to transfer dressing from container to salad. Serve salad in a disposable bowl. Hot tray: Store, cook and serve sealed. Do not use meals that are unevaluated. Follow kosher preparation methods in recipes at lunch/dinner items: salad, salad dressing. A non-dairy beverage is served.

All meals: Bread should not contain dairy ingredients. Margarine should not contain milk solids and should be a sealed cup.

ARAMARK Registered Dietitian's Signature of Nutritional Adequacy

Meyers, RD LDN #841936

Facility Administration's Signature of Approval

Facility Religious Authority's Signature of Approval (have one on staff)

Reviewed 11/16

John Meyer
12/17

J. Byrd

Nick

12/17

Proposed 1/1/13
Implemented 5/14
Revised

WASHINGTON, DC
Kosher Menu
Weekly Average 2000 Calories Per Day



Week: **MONDAY** 3

Meal Name: Breakfast

	MONDAY	TUESDAY	WEDNESDAY	THURSDAY	FRIDAY	SATURDAY	SUNDAY
Fresh Seasonal Fruit	1 each	1 each	1 each	1 each	1 each	1 each	1 each
Dry Cereal	2 cups	2 cups	2 cups	2 cups	2 cups	2 cups	2 cups
Enriched Bread	2 slices	2 slices	2 slices	2 slices	2 slices	2 slices	2 slices
Kosher Margarine, pc	2 each	2 each	2 each	2 each	2 each	2 each	2 each
1% Milk (Half Fat)	2 each	2 each	2 each	2 each	2 each	2 each	2 each
Sugar	2 packets	2 packets	2 packets	2 packets	2 packets	2 packets	2 packets
Kosher Hard Cooked Egg	1 each	1 each	1 each	1 each	1 each	1 each	1 each
Jelly, pc	2 packets	2 packets	2 packets	2 packets	2 packets	2 packets	2 packets

Meal Name: Lunch

Spaghetti & Meatballs w/ Peas & Pasta (Prepackaged)	1 each	1 each	1 each	1 each	1 each	1 each	1 each
Fresh Seasonal Fruit	1 each	1 each	1 each	1 each	1 each	1 each	1 each
Enriched Bread	2 slices	2 slices	2 slices	2 slices	2 slices	2 slices	2 slices
Garden Salad	1 cup	1 cup	1 cup	1 cup	1 cup	1 cup	1 cup
Scratch Italian Salad Dressing	1 cup	1 cup	1 cup	1 cup	1 cup	1 cup	1 cup
Kosher Margarine, pc	2 each	2 each	2 each	2 each	2 each	2 each	2 each
Fruit Drink w/ Vitamin C	1 cup	1 cup	1 cup	1 cup	1 cup	1 cup	1 cup

Meal Name: Dinner

Salisbury Steak w/ Macaroni & Peas (Prepackaged)	1 each	1 each	1 each	1 each	1 each	1 each	1 each
Fresh Seasonal Fruit	1 each	1 each	1 each	1 each	1 each	1 each	1 each
Enriched Bread	2 slices	2 slices	2 slices	2 slices	2 slices	2 slices	2 slices
Garden Salad	1 cup	1 cup	1 cup	1 cup	1 cup	1 cup	1 cup
Scratch Italian Salad Dressing	1 cup	1 cup	1 cup	1 cup	1 cup	1 cup	1 cup
Kosher Margarine, pc	2 each	2 each	2 each	2 each	2 each	2 each	2 each
Fruit Drink w/ Vitamin C	1 cup	1 cup	1 cup	1 cup	1 cup	1 cup	1 cup

To meet the nutritional needs of the adult aging population (55+) a vitamin-mineral supplement containing Calcium, Vitamin D, and B12 is recommended.

Breakfast: No meat is served. Utensils used for cooking and serving must be used only for kosher breakfast and stored in a special area. Serve a cold tray and a hot tray. These foods are prepared in kosher dairy plants (kept in manager's office). Follow all kosher preparation instructions in recipes for breakfast, lunch and dinner. Serve a cold tray and a hot tray. Serve meal on paper with a disposable cup and utensils. Cold tray: wrap food in foil, bowl of salad, bread, margarine, plastic ware & napkins together on disposable plate. Top salad with dressing, use a disposable spoon or can to transfer dressing from container to salad. Serve salad in a disposable bowl. Hot tray: serve, cook and serve salad. Do not use meals that are unapproved. Follow kosher preparation methods on disposable plate, bowl, salad, bread, dressing. A non-dairy beverage is served.

All recipes must include full ingredients. Margarine should not contain milk solids or oil. All to be a kosher pc.

AFAMAH Ltd. Hagedorn's Signature of Nutritional Adequacy

Reviewed 11.16

Meven, MD, DR #41916

Facility Administrator's Signature of Approval

Facility Religious Authority's Signature of Approval (if have one on site)

[Signature]

[Signature]

If entire portions purchased fully cooked, within manufacturer's guarantee specific, items are weight measurements, not prior to reheating. Table changes are volume measurements. All starches, vegetables, meat, dairy, and poultry items are prepared with margarine unless indicated as [F] (Low Fat). This is a Kosher Menu.

NUTRITION STATEMENT: This menu meets the nutritional guidelines of the American Correctional Association which are based upon the current DRI's for males 18 to 50 years as established by the Food and Nutrition Board of the Institute of Medicine, National Academy of Sciences. Adequate levels of protein, vitamin A, vitamin C, calcium, and iron are included.

Proposed 9/13
Implemented 5/14
Revised

WASHINGTON, DC
Kosher Menu
Weekly Average 2800 Calories Per Day



Week: 4

MONDAY TUESDAY WEDNESDAY THURSDAY FRIDAY SATURDAY SUNDAY

Meal Name: Breakfast

Fresh Seasonal Fruit 1 each	Fresh Seasonal Fruit 1 each	Fresh Seasonal Fruit 1 each	Fresh Seasonal Fruit 1 each	Fresh Seasonal Fruit 1 each	Fresh Seasonal Fruit 1 each	Fresh Seasonal Fruit 1 each
Dry Cereal 2 cup	Dry Cereal 2 cup	Dry Cereal 2 cup	Dry Cereal 2 cup	Dry Cereal 2 cup	Dry Cereal 2 cup	Dry Cereal 2 cup
Enriched Bread 2 slice	Enriched Bread 2 slice	Enriched Bread 2 slice	Enriched Bread 2 slice	Enriched Bread 2 slice	Enriched Bread 2 slice	Enriched Bread 2 slice
Kosher Margarine, pc 2 each	Kosher Margarine, pc 2 each	Kosher Margarine, pc 2 each	Kosher Margarine, pc 2 each	Kosher Margarine, pc 2 each	Kosher Margarine, pc 2 each	Kosher Margarine, pc 2 each
1% Milk (Half Pint) 2 each	1% Milk (Half Pint) 2 each	1% Milk (Half Pint) 2 each	1% Milk (Half Pint) 2 each	1% Milk (Half Pint) 2 each	1% Milk (Half Pint) 2 each	1% Milk (Half Pint) 2 each
Sugar 2 packet	Sugar 2 packet	Sugar 2 packet	Sugar 2 packet	Sugar 2 packet	Sugar 2 packet	Sugar 2 packet
Kosher Hard Cooked Egg 1 each	Bagel 1 each	Bagel 1 each	Bagel 1 each	Kosher Hard Cooked Egg 1 each	Hard Cooked Egg 1 each	Bagel 1 each
Jelly, pc 2 packet	Cream Cheese 1 fl oz	Peanut Butter 3 oz	Jelly, pc 2 packet	Jelly, pc 2 packet	Jelly, pc 2 packet	Cream Cheese 1 fl oz
	Jelly, pc 2 packet	Jelly, pc 2 packet				Jelly, pc 2 packet

Meal Name: Lunch

Spaghetti & Meatballs w/ Peas (Prewrapped) 1 each	Turkey Frank & BBQ Beans (Prewrapped) 1 each	Chicken Chow Mein w/ Rice & Egg Rolls (Prewrapped) 1 each	Turkey Patty Melt Kosher Entree 1 each	Meatloaf w/ Potatoes, Peas & Carrots (Prewrapped) 1 each	Chicken Chow Mein w/ Rice & Egg Rolls (Prewrapped) 1 each	Meatloaf w/ Potatoes, Peas & Carrots (Prewrapped) 1 each
Fresh Seasonal Fruit 1 each	Fresh Seasonal Fruit 1 each	Fresh Seasonal Fruit 1 each	Fresh Seasonal Fruit 1 each	Fresh Seasonal Fruit 1 each	Fresh Seasonal Fruit 1 each	Fresh Seasonal Fruit 1 each
Enriched Bread 2 slice	Enriched Bread 2 slice	Enriched Bread 2 slice	Enriched Bread 2 slice	Enriched Bread 2 slice	Enriched Bread 2 slice	Enriched Bread 2 slice
Garden Salad 1 cup	Garden Salad 1 cup	Garden Salad 1 cup	Garden Salad 1 cup	Garden Salad 1 cup	Garden Salad 1 cup	Garden Salad 1 cup
Scratch Italian Salad Dressing 1 fl oz	Scratch Italian Salad Dressing 1 fl oz	Scratch Italian Salad Dressing 1 fl oz	Scratch Italian Salad Dressing 1 fl oz	Scratch Italian Salad Dressing 1 fl oz	Scratch Italian Salad Dressing 1 fl oz	Scratch Italian Salad Dressing 1 fl oz
Kosher Margarine, pc 2 each	Kosher Margarine, pc 2 each	Kosher Margarine, pc 2 each	Kosher Margarine, pc 2 each	Kosher Margarine, pc 2 each	Kosher Margarine, pc 2 each	Kosher Margarine, pc 2 each
Fruit Drink w/ Vitamin C 1 cup	Fruit Drink w/ Vitamin C 1 cup	Fruit Drink w/ Vitamin C 1 cup	Fruit Drink w/ Vitamin C 1 cup	Fruit Drink w/ Vitamin C 1 cup	Fruit Drink w/ Vitamin C 1 cup	Fruit Drink w/ Vitamin C 1 cup

Meal Name: Dinner

Salsbury Steak w/ Mashed Potatoes, Corn & Peas 1 each	Cheese Ravioli w/ Green Beans, Peas & Mushrooms (Prewrapped) 1 each	Spaghetti & Meatballs w/ Peas (Prewrapped) 1 each	Salsbury Steak w/ Mashed Potatoes, Corn & Peas 1 each	Spaghetti & Meatballs w/ Peas (Prewrapped) 1 each	Turkey Patty Melt Kosher Entree 1 each	Cheese Ravioli w/ Green Beans, Peas & Mushrooms (Prewrapped) 1 each
Fresh Seasonal Fruit 1 each	Fresh Seasonal Fruit 1 each	Fresh Seasonal Fruit 1 each	Fresh Seasonal Fruit 1 each	Fresh Seasonal Fruit 1 each	Fresh Seasonal Fruit 1 each	Fresh Seasonal Fruit 1 each
Enriched Bread 2 slice	Enriched Bread 2 slice	Enriched Bread 2 slice	Enriched Bread 2 slice	Enriched Bread 2 slice	Enriched Bread 2 slice	Enriched Bread 2 slice
Garden Salad 1 cup	Garden Salad 1 cup	Garden Salad 1 cup	Garden Salad 1 cup	Garden Salad 1 cup	Garden Salad 1 cup	Garden Salad 1 cup
Scratch Italian Salad Dressing 1 fl oz	Scratch Italian Salad Dressing 1 fl oz	Scratch Italian Salad Dressing 1 fl oz	Scratch Italian Salad Dressing 1 fl oz	Scratch Italian Salad Dressing 1 fl oz	Scratch Italian Salad Dressing 1 fl oz	Scratch Italian Salad Dressing 1 fl oz
Kosher Margarine, pc 2 each	Kosher Margarine, pc 2 each	Kosher Margarine, pc 2 each	Kosher Margarine, pc 2 each	Kosher Margarine, pc 2 each	Kosher Margarine, pc 2 each	Kosher Margarine, pc 2 each
Fruit Drink w/ Vitamin C 1 cup	Fruit Drink w/ Vitamin C 1 cup	Fruit Drink w/ Vitamin C 1 cup	Fruit Drink w/ Vitamin C 1 cup	Fruit Drink w/ Vitamin C 1 cup	Fruit Drink w/ Vitamin C 1 cup	Fruit Drink w/ Vitamin C 1 cup

If entire portions purchased, only cooked within manufacturer tolerance specifications, are weight measurements for reheating. Side dishes are volume measurements. All starches, vegetables, and cooked cereals are prepared with margarine unless indicated as LF.

(Low Fat) This is a Pork Free Menu.

NUTRITION STATEMENT This menu meets the nutritional guidelines of the American Council on Education which are based upon the current DRI's for males 19 to 50 years as established by the Food and Nutrition Board of the Institute of Medicine, National Academy of Sciences. Adequate levels of protein, vitamin A, vitamin C, calcium, and iron are included.

To meet the nutritional needs of the adult aging population (55+) a vitamin/mineral supplement containing Calcium, Vitamin D, and B12 is recommended.

Breakfast: No meat is served. Utensils used for eating and serving must be used only for kosher breakfast and stored in a special area. Serve a cold tray and a hot tray. Serve meal on paper with a disposable cup and utensils. Cold tray: wrap fruit, bowls of cereal, bread, margarine, plastic ware & napkin together on disposable plate. Serve dry cereal in disposable bowls with lids. Hot Tray: These foods are prepared in kosher dairy pans (kept in manager's office). Follow all kosher preparation instructions in recipes for breakfast entrees: eggs.

Lunch and dinner: Serve a cold tray and a hot tray. Serve meal on paper with a disposable cup and utensils. Cold tray: wrap fruit, bowl of salad, bread, margarine, plastic ware & napkin together on disposable plate. Top salad with dressing, use a disposable spoon or cup to transfer dressing from container to salad. Serve salad in a disposable bowl. Hot tray: Store, cook and serve sealed. Do not use meals that are unsealed. Follow kosher preparation methods in recipes at lunch/dinner items: salad, salad dressing, A non-dairy beverage is served.

All meals should not contain dairy ingredients. Margarine should not contain milk solids and should be a sealed pc.

ARAMARK Registered Dietitian's Signature of Nutritional Adequacy
Reviewed 11/16

Meyers, RD LCN 8841936

Facility Administration's Signature of Approval

Facility Religious Authority's Signature of Approval (if have one on staff)

L. Byrd

Yoch Zohar

11/12/17

Proposed 10/18
Implemented 11/18
Revised 11/18

Washington DC CDF/CTF
Halal Menu
Cycle Average 3300 calories per day



Week: **MONDAY** 1

TUESDAY

WEDNESDAY

THURSDAY

FRIDAY

SATURDAY

SUNDAY

Meal Name: Breakfast

Dry Cereal 1 1/2 cup	100% Juice (4 oz) 1 pouch	100% Juice (4 oz) 1 pouch	100% Orange Juice (4 fl oz) 1 carton	100% Apple Juice (4 fl oz) 1 carton	Dry Cereal 1 1/2 cup	100% Juice (4 oz) 1 pouch
Peanut Butter 2 ozw	Cheesy Grits 1 1/2 cup	Creamy Whole Grain Oatmeal 1 1/2 cup	Dry Cereal 1 1/2 cup	Creamy Whole Grain Oatmeal 1 1/2 cup	Scrambled Eggs 2 1/2 ozw	Grits 1 1/2 cup
Cottage Fries 1 cup	Scrambled Eggs w/ Onions & Peppers 2 1/2 ozw	Peanut Butter 2 ozw	Scrambled Eggs w/ Cheese & Peppers 2 1/2 ozw	Peanut Butter 2 ozw	Bakery Muffin 1/40 cut	Vegetarian White Cheese 2 ozw
Bakery Biscuit 1/40 cut	Waffles 2 each	Cajun Potatoes 1 cup	Waffles 2 each	Hash Brown Potatoes 1 cup	Margarine, pc 3 each	Lyonnese Potatoes 1 cup
Jelly 1 fl oz	Margarine, pc 3 each	Bakery Biscuit 1/40 cut	Margarine, pc 3 each	Enriched Bread 3 slice	Morning Beverage 1 cup	Strawberry Coffeecake 1/40 cut
Margarine, pc 3 each	Syrup, pc 1 each	Margarine, pc 3 each	Syrup, pc 1 each	Margarine, pc 3 each	Coffee 1 cup	Margarine, pc 3 each
Morning Beverage 1 cup	Coffee 1 cup	Coffee 1 cup	Coffee 1 cup	Coffee 1 cup	Sugar 2 packet	Coffee 1 cup
Coffee 1 cup	Sugar 2 packet	Sugar 2 packet	Sugar 1 cup	Sugar 1 cup	Salt & Pepper Packets 1 each	Sugar 2 packet
Sugar 2 packet	Salt & Pepper Packets 1 each	Salt & Pepper Packets 1 each	Salt & Pepper Packets 2 packet	Salt & Pepper Packets 1 each		Salt & Pepper Packets 1 each
Salt & Pepper Packets 1 each						

Meal Name: Lunch

Egg Salad (2 oz) 4 ozw	Peanut Butter 2 ozw	Vegetarian White Cheese 3 ozw	Tuna Salad (2 oz) 4 ozw	Vegetarian White Cheese 3 ozw	Egg Salad (2 oz) 4 ozw	Peanut Butter 2 ozw
Enriched Bread 4 slice	Jelly 1 fl oz	Mustard 2 packet	Enriched Bread 4 slice	Mustard 2 packet	Enriched Bread 4 slice	Jelly 1 fl oz
Fruit (1 @ or 1/2 cup equivalent) 1 portion	Enriched Bread 4 slice	Enriched Bread 4 slice	Pasta Salad 1 cup	Enriched Bread 4 slice	Fruit (1 @ or 1/2 cup equivalent) 1 portion	Enriched Bread 4 slice
Vinaigrette Macaroni Salad 1 cup	Potato Chips 1 ozw	Creamy Coleslaw 1/2 cup	Duplex Sandwich Cookies 5 each	Potato Chips 1 ozw	Vinaigrette Macaroni Salad 1 cup	Creamy Coleslaw 1/2 cup
Frosted Cake 1/40 cut	Duplex Sandwich Cookies 5 each	Fudge Brownie 1/40 cut	Punch Fruit Drink w/ Vitamins B12, C, D, E & Calcium 1 cup	Frosted Cake 1/40 cut	Fudge Brownie 1/40 cut	Duplex Sandwich Cookies 5 each
Punch Fruit Drink w/ Vitamins B12, C, D, E & Calcium 1 cup	Punch Fruit Drink w/ Vitamins B12, C, D, E & Calcium 1 cup	Punch Fruit Drink w/ Vitamins B12, C, D, E & Calcium 1 cup		Punch Fruit Drink w/ Vitamins B12, C, D, E & Calcium 1 cup	Punch Fruit Drink w/ Vitamins B12, C, D, E & Calcium 1 cup	Punch Fruit Drink w/ Vitamins B12, C, D, E & Calcium 1 cup

Meal Name: Dinner

Halal Chicken Patty (3 ozw each) 1 patty	Halal Chicken Hot Dogs (1.2 oz ea) 2 each	Halal Beef Patty (4 oz Raw) 1 patty	Halal Chicken Patty (3 ozw each) 1 patty	Oven Fried Breaded Fish Patty (4 ozw each) (Whole muscle) 1 patty	Halal Beef Patty (4 oz Raw) 1 patty	Halal Chicken Hot Dogs (1.2 oz ea) 1 each
Ziti 1 cup	Pinto Beans 1 1/2 cup	Rice 1 cup	Enriched Bread 3 slice	Rice 1 1/2 cup	Parsley Noodles 1 1/2 cup	Rotini 1 cup
Green Beans 3/4 cup	Garden Salad 1 cup	Carrots 3/4 cup	Scalloped Potatoes 1 1/2 cup	Garden Salad 1 cup	Gravy 3 fl oz	Carrots 3/4 cup
Garden Salad 1 cup	Salad Dressing LF 1/2 fl oz	Garden Salad 1 cup	Green Beans 3/4 cup	Salad Dressing LF 1/2 fl oz	Kettle Blend Mixed Vegetables 3/4 cup	Garden Salad 1 cup
Salad Dressing LF 1/2 fl oz	Enriched Bread 3 slice	Salad Dressing LF 1/2 fl oz	Frosted Cake 1/40 cut	Enriched Bread 3 slice	Enriched Bread 3 slice	Salad Dressing LF 1/2 fl oz
Enriched Bread 3 slice	Mustard 2 packet	Southern Cornbread 1/40 cut	Sweetened Iced Tea 1 cup	Margarine, pc 3 each	Margarine, pc 3 each	Enriched Bread 3 slice
Margarine, pc 3 each	Frosted Cake 1/40 cut	Margarine, pc 3 each	Salt & Pepper Packets 1 each	Fudge Brownie 1/40 cut	Apple Brown Betty 1/2 cup	Mustard 2 packet
Duplex Sandwich Cookies 5 each	Sweetened Iced Tea 1 cup	Apple Cobbler 1/2 cup		Sweetened Iced Tea 1 cup	Sweetened Iced Tea 1 cup	Frosted Cake 1/40 cut
Sweetened Iced Tea 1 cup	Salt & Pepper Packets 1 each	Sweetened Iced Tea 1 cup		Salt & Pepper Packets 1 each	Salt & Pepper Packets 1 each	Sweetened Iced Tea 1 cup
Salt & Pepper Packets 1 each		Salt & Pepper Packets 1 each				Salt & Pepper Packets 1 each

All entree portions purchased fully cooked, within manufacturer tolerance specifications, are weight measurements prior to reheating. Casseroles and combination items made from scratch are based upon approximate cooked weight measurements. Weights on cookies, bread, rolls, and breadsticks made from mix or scratch are prior to baking. Pancakes made from mix or scratch are better volume measurement prior to cooking. Side dishes are volume measurements. All starches, vegetables, and cooked cereal are prepared with margarine unless indicated as LF (Low Fat). No part is used unless item is named per lb. Vegetarian Italian cheese is used.
*This item contains 125 mg calcium.

NUTRITION STATEMENT: This menu meets the nutritional guidelines of the American Correctional Association which are based upon the current DRI's for adults 18-50 years as established by the Food and Nutrition Board of the Institute of Medicine, National Academy of Sciences. Adequate levels of protein, vitamin A, vitamin C, calcium, and iron are included.
FLM QUARTERLY MENU REVIEW (initial/date) Q1 Q2 Q3 Q4
In accordance with ACA Standard (ref. 4-ALDF-4A-57) (MANDATORY) Menu evaluations are conducted at least quarterly by lead service supervisory staff to verify adherence to the established daily servings.

Revised: 11/18

ARAMARK Dietitian's Signature:

Client's Signature:

Date:

FLM Signature:

Proposed 10/18
Implemented 11/18
Revised 11/18

Washington DC CDF/CTF
Halal Menu
Cycle Average 3300 calories per day



Week: 2

MONDAY

TUESDAY

WEDNESDAY

THURSDAY

FRIDAY

SATURDAY

SUNDAY

Meal Name: Breakfast

Dry Cereal	1 1/2 cup	100% Juice (4 oz)	1 pouch	100% Juice (4 oz)	1 pouch	100% Juice (4 oz)	1 pouch	100% Juice (4 oz)	1 pouch	Dry Cereal	1 1/2 cup	100% Juice (4 oz)	1 pouch
Peanut Butter	2 ozw	Fanna	1 1/2 cup	Creamy Whole Grain Oatmeal *	1 1/2 cup	Dry Cereal	1 1/2 cup	Cheesy Grits	1 1/2 cup	Scrambled Eggs	2 1/2 cup	Creamy Whole Grain Oatmeal *	1 1/2 cup
Bakery Biscuit	1/40 cut	Scrambled Eggs	2 1/2 cup	Peanut Butter	2 ozw	Scrambled Eggs	2 1/2 cup	Peanut Butter	2 ozw	Streusel Coffeecake (2@)	1/40 cut	Vegetarian White Cheese	2 ozw
Margarine, pc	3 each	Waffles	2 each	Cottage Fries	1 cup	Waffles	2 each	Lyonnais Potatoes	1 cup	Margarine, pc	3 each	Hash Brown Potatoes	1 cup
Morning Beverage	1 cup	Syrup	2 fl oz	Bakery Biscuit	1/40 cut	Syrup	2 fl oz	Bakery Biscuit	1/40 cut	Morning Beverage	1 cup	Enriched Bread	3 each
Coffee	1 cup	Margarine, pc	3 each	Margarine, pc	3 each	Margarine, pc	3 each	Margarine, pc	3 each	Coffee	1 cup	Margarine, pc	3 each
Sugar	2 packet	Coffee	1 cup	Coffee	1 cup	Morning Beverage	1 cup	Coffee	1 cup	Sugar	2 packet	Coffee	1 cup
Salt & Pepper Packets	1 each	Sugar	2 packet	Sugar	2 packet	Coffee	1 cup	Sugar	2 packet	Salt & Pepper Packets	1 each	Sugar	2 packet
		Salt & Pepper Packets	1 each	Salt & Pepper Packets	1 each	Sugar	2 packet	Salt & Pepper Packets	1 each			Salt & Pepper Packets	1 each

Meal Name: Lunch

Vegetarian White Cheese	3 ozw	Peanut Butter	2 ozw	Egg Salad (2 oz)	4 ozw	Peanut Butter	2 ozw	Tuna Salad (2 oz)	4 ozw	Vegetarian White Cheese	3 ozw	Egg Salad (2 oz)	4 ozw
Mustard	2 packet	Jelly	1/2 fl oz	Enriched Bread	4 slice	Jelly	1/2 fl oz	Enriched Bread	4 slice	Mustard	2 packet	Enriched Bread	4 slice
Enriched Bread	4 slice	Enriched Bread	4 slice	Macaroni Salad	1 cup	Mustard	2 packet	Potato Chips	1 ozw	Enriched Bread	4 slice	Vinegrette Macaroni Salad	1 cup
Fruit (1@ or 1/2 cup equivalent)	1 portion	Potato Chips	4 slice	Mannated Vegetable Salad	1/2 cup	Enriched Bread	2 packet	Duplex Sandwich Cookies	5 each	Fruit (1@ or 1/2 cup equivalent)	1 portion	Duplex Sandwich Cookies	5 each
Pasta Salad	1 cup	Duplex Sandwich Cookies	5 each	Fudge Brownie	1/40 cut	Vinegrette Macaroni Salad	1 cup	Punch Fruit Drink w/ Vitamins B12, C, D, E & Calcium	1 cup	Pasta Salad	1 cup	Punch Fruit Drink w/ Vitamins B12, C, D, E & Calcium	1 cup
Unfrosted Cake	1/40 cut	Punch Fruit Drink w/ Vitamins B12, C, D, E & Calcium	1 cup	Punch Fruit Drink w/ Vitamins B12, C, D, E & Calcium	1 cup	Duplex Sandwich Cookies	5 each	Unfrosted Cake	1/40 cut	Unfrosted Cake	1/40 cut	Punch Fruit Drink w/ Vitamins B12, C, D, E & Calcium	1 cup

Meal Name: Dinner

Halal Beef Patty (4 oz Raw)	1 patty	Halal Chicken Hot Dogs (1.2 oz ea)	2 each	Halal Chicken Patty (3 ozw each)	1 patty	Halal Chicken Hot Dogs (1.2 oz ea)	2 each	Oven Fried Breaded Flan Patty (4 ozw each) (whole muscle)	1 patty	Halal Beef Patty (4 oz Raw)	1 patty	Halal Chicken Patty (3 ozw each)	1 patty
Navy Beans LF	1 cup	AuGratin Potatoes	1 1/2 cup	Rice	1 1/2 cup	Mustard	2 packet	Parley Noodles	1 1/2 cup	Navy Beans LF	1 cup	Rice	1 1/2 cup
Rice	1/2 cup	Succotash	3/4 cup	Green Beans	3/4 cup	Enriched Bread	2 slice	Cabbage	3/4 cup	Rice	1/2 cup	Green Beans	3/4 cup
Pears & Carrots	3/4 cup	Garden Salad	1 cup	Garden Salad	1 cup	Rice O'Brien	1 1/2 cup	Southern Cornbread	1/40 cut	Pears & Carrots	3/4 cup	Garden Salad	1 cup
Southern Cornbread	1/40 cut	Salad Dressing LF	1/2 fl oz	Salad Dressing LF	1/2 fl oz	Broccoli, Carrots & Cauliflower	3/4 cup	Margarine, pc	3 each	Southern Cornbread	1/40 cut	Salad Dressing LF	1/2 fl oz
Margarine, pc	3 each	Enriched Bread	2 slice	Southern Cornbread	1/40 cut	Unfrosted Cake	1/40 cut	Fudge Brownie	1/40 cut	Margarine, pc	3 each	Enriched Bread	2 slice
Duplex Sandwich Cookies	5 each	Margarine, pc	3 each	Duplex Sandwich Cookies	5 each	Sweetened Iced Tea	1 cup	Sweetened Iced Tea	1 cup	Duplex Sandwich Cookies	5 each	Sweetened Iced Tea	1 cup
Sweetened Iced Tea	1 cup	Unfrosted Cake	1/40 cut	Sweetened Iced Tea	1 cup	Salt & Pepper Packets	1 each	Salt & Pepper Packets	1 each	Sweetened Iced Tea	1 cup	Unfrosted Cake	1/40 cut
Salt & Pepper Packets	1 each	Sweetened Iced Tea	1 cup	Salt & Pepper Packets	1 each					Salt & Pepper Packets	1 each	Sweetened Iced Tea	1 cup

All entire portions purchased fully cooked, within manufacturer tolerance specifications, are weight measurements prior to reheating. Casseroles and combination items made from scratch are based upon appropriate cooked weight measurements. Weights on cookies, bread, rolls, and breadsticks made from mix or scratch are prior to baking. Pancakes made from mix or scratch are batter volume measurement prior to cooking. Side dishes are volume measurements. All starches, vegetables, and cooked cereal are prepared with margarine unless indicated as LF (Low Fat). No pork is used unless item is named pork. Vegetarian imitation cheese is used.
*This item contains 125 mg calcium.

NUTRITION STATEMENT: This menu meets the nutritional guidelines of the American Correctional Association which are based upon the current DRI's for adults 18-50 years as established by the Food and Nutrition Board of the Institute of Medicine, National Academy of Sciences. Adequate levels of protein, vitamin A, vitamin C, calcium, and iron are included.
FLM QUARTERLY MENU REVIEW (initials/date) 02 03 04
In accordance with ACA Standard (ref. 4-ALDF-4A-07) (MANDATORY) Menu evaluations are conducted at least quarterly by food service supervisory staff to verify adherence to the established daily servings.

Reviewed: 11/18

ARAMARK Dietitian's Signature:

ARAMARK Dietitian's Signature:

Client's Signature:

Fomede S Shal Date: 11-9-18

FLM Signature:

FLM Signature:

Date: 11-9-18

Propose 10/18
Implemented 11/18
Revised 11/18

Washington DC CDF/CTF
Halal Menu
Cycle Average 3300 calories per day



Week: 3

MONDAY

TUESDAY

WEDNESDAY

THURSDAY

FRIDAY

SATURDAY

SUNDAY

Meal Name: Breakfast

Dry Cereal	1 1/2 cup	100% Juice (4 oz)	1 pouch	100% Juice (4 oz)	1 pouch	100% Juice (4 oz)	1 pouch	100% Juice (4 oz)	1 pouch	Dry Cereal	1 1/2 cup	100% Juice (4 oz)	1 pouch
Peanut Butter	2 ozw	Fanna	1 1/2 cup	Creamy Whole Grain Oatmeal	1 1/2 cup	Corn Grits	1 1/2 cup	Dry Cereal	1 1/2 cup	Peanut Butter	2 ozw	Creamy Whole Grain Oatmeal	1 1/2 cup
Bakery Biscuit	1/40 cut	Scrambled Egg w/ Cheese	2 1/2 ozw	Scrambled Eggs	2 1/2 ozw	Scrambled Eggs	2 1/2 ozw	Peanut Butter	2 ozw	Enriched Bread	3 slice	Scrambled Eggs	2 1/2 ozw
Margarine, pc	3 each	Waffles	2 each	Cottage Fries	1 cup	Waffles	2 each	Hash Brown Potatoes	1 cup	Margarine, pc	3 each	Cottage Fries	1 cup
Morning Beverage	1 cup	Syrup	2 fl oz	Bakery Biscuit	1/40 cut	Syrup	2 fl oz	Enriched Bread	3 slice	Morning Beverage	1 cup	Bakery Muffin	1/40 cut
Coffee	1 cup	Margarine, pc	3 each	Margarine, pc	3 each	Margarine, pc	3 each	Margarine, pc	3 each	Coffee	1 cup	Margarine, pc	3 each
Sugar	2 packet	Coffee	1 cup	Coffee	1 cup	Coffee	1 cup	Morning Beverage	1 cup	Sugar	2 packet	Coffee	1 cup
Salt & Pepper Packets	1 each	Sugar	2 packet	Sugar	2 packet	Sugar	2 packet	Coffee	1 cup	Salt & Pepper Packets	1 each	Sugar	2 packet
		Salt & Pepper Packets	1 each	Salt & Pepper Packets	1 each	Salt & Pepper Packets	1 each	Sugar	2 packet			Salt & Pepper Packets	1 each
								Salt & Pepper Packets	1 each				

Meal Name: Lunch

Vegetarian White Cheese	3 ozw	Egg Salad (2 oz)	4 ozw	Peanut Butter	2 ozw	Tuna Salad (2 oz)	4 ozw	Vegetarian White Cheese	3 ozw	Egg Salad (2 oz)	4 ozw	Peanut Butter	2 ozw
Mustard	2 packet	Enriched Bread	4 slice	Jelly	1 fl oz	Enriched Bread	4 slice	Mayo Dressing	2 packet	Enriched Bread	4 slice	Jelly	1 fl oz
Enriched Bread	4 slice	Potato Salad	1 cup	Enriched Bread	4 slice	Pasta Salad	1 cup	Enriched Bread	4 slice	Fruit (1 @ or 1/2 cup equivalent)	1 portion	Enriched Bread	4 slice
Fruit (1 @ or 1/2 cup equivalent)	1 portion	Potato Chips	1 ozw	Mennated Vegetable Salad	1/2 cup	Duplex Sandwich Cookies	5 each	Pasta Salad	1 cup	Potato Chips	1 ozw	Pasta Salad	1 cup
Potato Chips	1 ozw	Duplex Sandwich Cookies	5 each	Fruit (1 @ or 1/2 cup equivalent)	1 portion	Punch Fruit Drink w/ Vitamins B12, C, D, E & Calcium	1 cup	Martined Vegetable Salad	1/2 cup	Duplex Sandwich Cookies	5 each	Unfrosted Cake	1/40 cut
Unfrosted Cake	1/40 cut	Punch Fruit Drink w/ Vitamins B12, C, D, E & Calcium	1 cup	Unfrosted Cake	1/40 cut			Fudge Brownie	1/40 cut	Punch Fruit Drink w/ Vitamins B12, C, D, E & Calcium	1 cup	Punch Fruit Drink w/ Vitamins B12, C, D, E & Calcium	1 cup
Punch Fruit Drink w/ Vitamins B12, C, D, E & Calcium	1 cup			Punch Fruit Drink w/ Vitamins B12, C, D, E & Calcium	1 cup			Punch Fruit Drink w/ Vitamins B12, C, D, E & Calcium	1 cup				

Meal Name: Dinner

Halal Beef Patty (4 oz Raw)	1 patty	Halal Chicken Hot Dogs (1.2 oz ea)	2 each	Halal Chicken Patty (3 ozw each)	1 patty	Halal Chicken Hot Dogs (1.2 oz ea)	2 each	Oven Fried Breaded Fish Patty (4 ozw each) (whole muscle)	1 patty	Halal Chicken Patty (3 ozw each)	1 patty	Halal Beef Patty (4 oz Raw)	1 patty
Enriched Bread	2 slice	Macaroni	1 1/2 cup	Mashed Potatoes	1 1/2 cup	Cajun Potatoes	1 1/2 cup	Macaroni & Cheese	1 1/2 cup	Rice	1 cup	Ketchup	1 packet
Spanish Rice	1 1/2 cup	Cauliflower	3/4 cup	Gravy	2 fl oz	Carrots	3/4 cup	Corn & Green Beans LF	3/4 cup	Cabbage	3/4 cup	Enriched Bread	3 slice
Pinto Beans	1 cup	Garden Salad	1 cup	Peas & Carrots	3/4 cup	Enriched Bread	3 slice	Enriched Bread	3 slice	Southern Cornbread	1/40 cut	Cottage Fries	1 1/2 cup
Shredded Lettuce	1/2 cup	Salad Dressing LF	1/2 fl oz	Garden Salad	1 cup	Margarine, pc	3 each	Margarine, pc	3 each	Margarine, pc	3 each	Peas	3/4 cup
Duplex Sandwich Cookies	5 each	Enriched Bread	3 slice	Salad Dressing LF	1/2 fl oz	Unfrosted Cake	1/40 cut	Duplex Sandwich Cookies	5 each	Unfrosted Cake	1/40 cut	Duplex Sandwich Cookies	5 each
Sweetened Iced Tea	1 cup	Margarine, pc	3 each	Bakery Biscuit	1/40 cut	Sweetened Iced Tea	1 cup	Sweetened Iced Tea	1 cup	Salt & Pepper Packets	1 each	Salt & Pepper Packets	1 each
Salt & Pepper Packets	1 each	Unfrosted Cake	1/40 cut	Margarine, pc	3 each	Salt & Pepper Packets	1 each	Salt & Pepper Packets	1 each	Salt & Pepper Packets	1 each	Salt & Pepper Packets	1 each
		Sweetened Iced Tea	1 cup	Duplex Sandwich Cookies	5 each								
		Salt & Pepper Packets	1 each	Sweetened Iced Tea	1 cup								
				Salt & Pepper Packets	1 each								

All entire portions purchased fully cooked, within manufacturer tolerance specifications, are weight measurements prior to reheating. Casseroles and combination items made from scratch are based upon approximate cooked weight measurements. Weights on cookies, bread, rolls, and breadsticks made from mix or scratch are prior to baking. Pancakes made from mix or scratch are better volume measurement prior to cooking. Side dishes are volume measurements. All starches, vegetables, and cooked cereals are prepared with margarine unless indicated as LF (Low Fat). No pork is used unless item is named pork. Vegetarian imitation chicken is used.
*This item contains 125 mg sodium.

NUTRITION STATEMENT: This menu meets the nutritional guidelines of the American Correctional Association which are based upon the current DRI's for adults 15-50 years as established by the Food and Nutrition Board of the Institute of Medicine, National Academy of Sciences. Adequate levels of protein, vitamin A, vitamin C, calcium, and iron are included.
FLM QUARTERLY MENU REVIEW (required) Q1
In accordance with ACA Standard (ref. 4-ALDF-4A-07) (MANDATORY) Menu evaluations are conducted at least quarterly by food service supervisory staff to verify adherence to the established daily servings.

Reviewed: 11/18

ARAMARK Dietitian's Signature:

[Signature]

Client's Signature:

Fareeda S Shad Date: 11-9-18

FLM Signature:

[Signature] Date: 11-9-18

Propose 10/18
Implemented 11/18
Revised 11/18

Washington DC CDF/CTF
Halal Menu
Cycle Average 3300 calories per day



Week: 4

MONDAY TUESDAY WEDNESDAY THURSDAY FRIDAY SATURDAY SUNDAY

Meal Name: Breakfast

Dry Cereal	1 1/2 cup	100% Juice (4 oz)	1 pouch	100% Juice (4 oz)	1 pouch	Fruit (1@ or 1/2 cup equivalent)	1 portion	100% Juice (4 oz)	1 pouch	Dry Cereal	1 1/2 cup	100% Juice (4 oz)	1 pouch
Peanut Butter	2 ozw	Grits	1 1/2 cup	Creamy Whole Grain Oatmeal*	1 1/2 cup	Dry Cereal	1 1/2 cup	Ferina	1 1/2 cup	Vegetarian White Cheese	2 ozw	Creamy Whole Grain Oatmeal*	1 1/2 cup
Bakery Biscuit	1/40 cut	Scrambled Eggs	2 1/2 ozw	Scrambled Eggs	2 1/2 ozw	Scrambled Eggs	2 1/2 ozw	Peanut Butter	2 ozw	Hash Brown Potatoes	1 cup	Scrambled Eggs	2 1/2 ozw
Margarine, pc	3 each	Lyonnaise Potatoes	1 cup	Waffles	2 each	Lyonnaise Potatoes	1 cup	Waffles	2 each	Bakery Biscuit	1/40 cut	Strausel Coffeecake	1/40 cut
Morning Beverage	1 cup	Strausel Coffeecake	1/40 cut	Syrup	2 fl oz	Bakery Biscuit	1/40 cut	Syrup	2 fl oz	Margarine, pc	3 each	Margarine, pc	3 each
Coffee	1 cup	Margarine, pc	3 each	Margarine, pc	3 each	Margarine, pc	3 each	Margarine, pc	3 each	Morning Beverage	1 cup	Coffee	1 cup
Sugar	2 packet	Coffee	1 cup	Coffee	1 cup	Morning Beverage	1 cup	Coffee	1 cup	Sugar	2 packet	Sugar	2 packet
Salt & Pepper Packets	1 each	Salt & Pepper Packets	2 packet	Salt & Pepper Packets	2 packet	Sugar	1 cup	Salt & Pepper Packets	2 packet	Salt & Pepper Packets	1 each	Salt & Pepper Packets	1 each
						Salt & Pepper Packets	2 packet						

Meal Name: Lunch

Egg Salad (2 oz)	4 ozw	Peanut Butter	2 ozw	Tuna Salad (2 oz)	4 ozw	Vegetarian White Cheese	3 ozw	Egg Salad (2 oz)	4 ozw	Peanut Butter	2 ozw	Vegetarian White Cheese	3 ozw
Enriched Bread	4 slices	Jelly	1 fl oz	Enriched Bread	4 slices	Mustard	2 packet	Enriched Bread	4 slices	Jelly	1 fl oz	Mustard	2 packet
Fruit (1@ or 1/2 cup equivalent)	1 portion	Enriched Bread	4 slices	Potato Chips	1 ozw	Enriched Bread	4 slices	Potato Salad	1 cup	Enriched Bread	4 slices	Enriched Bread	4 slices
Potato Chips	1 ozw	Minerale Vegetable Salad	1/2 cup	Duplex Sandwich Cookies	5 each	Pasta Salad	1 cup	Potato Chips	1 ozw	Fruit (1@ or 1/2 cup equivalent)	1 portion	Pasta Salad	1 cup
Fudge Brownie	1/40 cut	Frosted Cake	1/40 cut	Punch Fruit Drink w/ Vitamins B12, C, D, E & Calcium	1 cup	Unfrosted Cake	1/40 cut	Duplex Sandwich Cookies	5 each	Creamy Calamander	1/2 cup	Fudge Brownie	1/40 cut
Punch Fruit Drink w/ Vitamins B12, C, D, E & Calcium	1 cup	Punch Fruit Drink w/ Vitamins B12, C, D, E & Calcium	1 cup			Punch Fruit Drink w/ Vitamins B12, C, D, E & Calcium	1 cup	Punch Fruit Drink w/ Vitamins B12, C, D, E & Calcium	1 cup	Frosted Cake	1/40 cut	Punch Fruit Drink w/ Vitamins B12, C, D, E & Calcium	1 cup
										Punch Fruit Drink w/ Vitamins B12, C, D, E & Calcium	1 cup		

Meal Name: Dinner

Halal Chicken Hot Dogs (1.2 oz ea)	2 each	Halal Beef Patty (4 oz Raw)	1 patty	Halal Chicken Patty (3 ozw each)	1 patty	Halal Chicken Hot Dogs (1.2 oz ea)	2 each	Oven Fried Breaded Fish Patty (4 ozw each) (whole muscle)	1 patty	Halal Chicken Patty (3 ozw each)	1 patty	Halal Beef Patty (4 oz Raw)	1 patty
Cottage Fries	1 1/2 cup	Rice	1 1/2 cup	Refined	1 1/2 cup	Navy Beans	1 cup	Cajun Potatoes	1 1/2 cup	Mayo Dressing	1 packet	Spanish Rice	1 1/2 cup
Green Beans	3/4 cup	Garden Salad	1 cup	Broccoli & Carrots	3/4 cup	Rice	1 cup	Cauliflower & Carrots	3/4 cup	Bakery Biscuit	1/40 cut	Kettle Blend Mixed Vegetables	3/4 cup
Garden Salad	1 cup	Salad Dressing LF	1/2 fl oz	Garden Salad	1 cup	Carrots	3/4 cup	Enriched Bread	3 slices	Noodles	1 1/2 cup	Enriched Bread	3 slices
Salad Dressing LF	1/2 fl oz	Flour Tortilla (6")	2 each	Salad Dressing LF	1/2 fl oz	Southern Cornbread	1/40 cut	Margarine, pc	3 each	Peas	3/4 cup	Duplex Sandwich Cookies	5 each
Enriched Bread	3 slices	Fudge Brownie	1/40 cut	Bakery Biscuit	1/40 cut	Margarine, pc	3 each	Fudge Brownie	1/40 cut	Duplex Sandwich Cookies	5 each	Sweetened Iced Tea	1 cup
Mustard	2 packet	Sweetened Iced Tea	1 cup	Margarine, pc	3 each	Duplex Sandwich Cookies	5 each	Sweetened Iced Tea	1 cup	Sweetened Iced Tea	1 cup	Salt & Pepper Packets	1 each
Margarine, pc	3 each	Salt & Pepper Packets	1 each	Unfrosted Cake	1/40 cut	Sweetened Iced Tea	1 cup	Salt & Pepper Packets	1 each	Salt & Pepper Packets	1 each		
Unfrosted Cake	1/40 cut			Sweetened Iced Tea	1 cup	Salt & Pepper Packets	1 each						
Sweetened Iced Tea	1 cup			Salt & Pepper Packets	1 each								
Salt & Pepper Packets	1 each												

All entree portions purchased fully cooked, within manufacturer tolerance specifications, are weight measurements prior to reheating. Casseroles and combination loaves made from scratch are based upon approximate cooked weight measurements. Weights on cookies, bread, rolls, and breadsticks made from mix or scratch are prior to baking. Pancakes made from mix or scratch are batter volume measurements prior to cooking. Side dishes are a volume measurement. All starches, vegetables, and cooked cereals are prepared with margarine unless indicated as LF (Low Fat). No part is used unless item is named portion. Vegetarian imitation cheese is used.
*This item contains 125 mg calcium.

NUTRITION STATEMENT: This menu meets the nutritional guidelines of the American Correctional Association which are based upon the current DRI's for adults 18-50 years as established by the Food and Nutrition Board of the Institute of Medicine, National Academy of Sciences. Adequate levels of protein, vitamin A, vitamin C, calcium, and iron are included.
FLM QUARTERLY MENU REVIEW (initial/date) Q1 Q2 Q3 Q4
In accordance with ACA Standards (ref. 4-ALDF-4A-57) (MANDATORY) Menu evaluations are conducted at least quarterly by food service supervisory staff to verify adherence to the established daily servings.

Reviewed: 11/18

ARAMARK Dietitian's Signature:

[Signature]

Client's Signature:

Famed S - Jnl Date: 11-9-18

FLM Signature:

[Signature] Date: 11-9-18

**GOVERNMENT OF THE DISTRICT OF COLUMBIA
DEPARTMENT OF CORRECTIONS**



Office of the Director

February 26, 2019

The Honorable Charles Allen
Chairman, Committee on the Judiciary
And Public Safety
John A. Wilson Building
1350 Pennsylvania Avenue
Washington, D.C. 20004

Dear Chairman Allen:

Thank you for your February 13, 2019 inquiry regarding outdoor recreation time at the Correctional Treatment Facility and Central Detention Facility. Below you will find responses from the agency.

Agency Operations

- 1. Has the Department of Corrections (“DOC”) issued an official statement in response to recent reports regarding inmates’ access to outdoor recreation time at the Correctional Treatment Facility (“CTF”)? If so, please provide any statements.**

Yes, on February 12, 2019, the Office of Public Affairs provided the following official statement regarding inmates’ access to outdoor recreation time at the Correctional Treatment Facility:

The D.C. Department of Corrections is committed to the safety and security of the men and women in our care. Outdoor recreation at the Correctional Treatment Facility had been reduced due to an unseasonably wet fall and winter. Presently, inmates at the CTF receive daily recreation in the facility gymnasium where they can participate in sports activities and use exercise equipment. As weather permits, the full schedule for outdoor recreation will resume.

a. DOC has stated that outdoor recreation time has been suspended due to weather. Please provide more details to support this justification.

Inmates at the Correctional Treatment Facility have access to indoor recreation in a spacious gym that includes exercise and sporting equipment. They may also access an outdoor recreation yard, weather and staff permitting. Due to facility escort requirements for programs and services at the CTF, security staffing is scheduled and assigned to maintain safety, security, and order of the facility at all times. While the recreation yard security at the D.C. Jail is reinforced by the physical barrier of the building space surrounding the yard, the CTF is configured differently and requires more than twice the security staffing for outdoor recreation, precluding outdoor recreation on some days and precluding simultaneous indoor and outdoor recreation. Often, when a unit is scheduled to engage in recreation, a majority of the unit may elect indoor recreation due to cold temperatures, wet conditions (especially during this past unseasonably wet year), and the space and equipment amenities available in the CTF indoor gym. As milder weather returns, outdoor recreation frequency will increase as more inmates will be amenable to that option over the use of the comforts of the indoor gym.

2. What is the status of outdoor recreation at CTF and the Central Detention Facility ("CDF")?

Presently, inmates at the CTF and CDF receive the option of outdoor recreation.

3. What are DOC's policies regarding outdoor recreation time for inmates housed at CTF and CDF?

DOC Inmate Recreation Policy 4151.1E provides:

RECREATION/OUT-OF-CELL SCHEDULE

a. General Population (Male)

1) Outside Recreation. General population inmates shall receive outdoor recreation according to the established schedule.

2) Inside Recreation. Inmates in general population units shall receive five (5) hours of indoor out-of-cell activities per day for the purposes of physical exercise, leisure activities, social telephone calls, watching TV and attending to personal grooming such as haircuts and showers.

3) Leisure Activities. Leisure activities shall be provided to general population inmates. These activities may include, but not be limited to, organized and informal games, sports, physical fitness, table games, art, unit intramural activities, social and cultural events, movies, and health education classes.

b. General Population (Female Inmates). Female inmates shall follow the recreational schedule provided by the Correctional Treatment Facility (CTF.)

c. Restrictive Housing. Inmates housed in the Restrictive Housing Units will receive a minimum of two (2) hours out of cell time each day, five (5) days per week.

d. Intake Inmates (Males and Females)

1) Inmates who have completed intake/orientation and are cleared for general population status shall receive outdoor recreation similar to that provided to general population inmates in accordance with the established schedule.

2) Inmates who have not completed intake/orientation within seventy-two (72) hours or are not cleared for general population status shall receive a minimum of one (1) hour of inside recreation/out-of-cell activities per day, five (5) days per week.

3) Inside recreation/out-of-cell activities shall be provided according to the established unit schedule.

e. Special Needs Inmates. Inmates with a mental and/or physical condition that require different accommodations or arrangements than general population inmates normally would receive. This includes, but is not limited to, mentally ill, developmentally disabled, physically disabled, and infirmed inmates.

1) Mental Health Unit Inmates

a) General Population

(1) General population inmates housed at the CDF or CTF on the mental health unit shall have access to recreation programs, outside recreation, leisure activities and out-of-cell activities similar to that provided to the general population male inmates, unless restricted by the mental health staff for health concerns.

(2) Mental health staff may provide additional recreation and/or leisure activities as appropriate for the inmates' overall psychological and wellness needs.

b) Mental Health

Inmates with mental illness shall have access to recreation programs similar to that provided to general population inmates within the Mental Health Unit unless otherwise restricted by the mental health staff for health concerns.

2) Inmates with Physical Disabilities and Infirmities

a) Inmates with physical disabilities and infirmities shall receive outside recreation and out-of-cell activities consistent with their medical condition and contingent upon a clearance from the medical staff.

b) Medical staff may provide additional recreation and/or leisure activities as appropriate for the inmates' overall needs.

- 4. Please provide the Committee with a record of all dates when outdoor recreation time was provided for each CTF housing unit in FY18 and FY19, to date, as well as the amount of time provided. Please provide the equivalent record for each housing unit at the CDF.**

The Department does not maintain written tracking of dates and times of indoor/outdoor recreation.

- 5. Has DOC received any grievances from CTF inmates regarding outdoor recreation time in FY18 and FY19, to date? If so, how did DOC respond to each grievance?**

DOC received one (1) grievance in FY 2018 wherein an inmate grieved that the Warden has not “made notification to the general population of the Central Treatment Facility as to why outside recreation has been cancelled or terminated for extended periods of time” pursuant to PP 1280.2, Reporting and Notification Procedures for Significant Incidents and Extraordinary Occurrences. A timely written response advised the grievant that Incident Notification pursuant to PP 1280.2 addresses reporting incident notification to staff through the chain of command, not reporting to the inmate population. The grievant was also advised that staffing needs dictate when off-unit recreation can be held and that inmates are out of cell for 10-12 hours per day, which far exceeds the five (5) hours required within the Inmate Recreation Policy 4151.1F.

- a. Outside of a grievance, was DOC otherwise made aware of inmates’ concerns regarding outdoor recreation time, for example, through their conversations with DOC staff or inmates’ attorneys raising the issue with DOC?**

DOC became aware of the inmate’s concern on February 11, 2019 through a tweet generated by a civil rights group and responded.

- 6. Has DOC restricted the outdoor recreation time of any inmate at CTF in FY18 or FY19, to date? If so, for what reason(s)?**

Outside of classification and restrictive housing security procedures, DOC has not restricted the outdoor recreation time of any individual inmate at the CTF in FY18 or FY19.

- 7. How often are residents of the Young Men Emerging (“YME”) unit granted outdoor recreation time? Have these residents been outside in the last three months?**

YME residents have received outside recreation. In the last three months, YME have been outside on three (3) occasions as weather permitted.

- a. If there is a discrepancy between the outdoor recreation policy for the YME unit and other units in CTF, what is this reason for this discrepancy?**

There is no separate policy for YME regarding recreation. Policy 4151.1E "Inmate Recreation Program" is a departmental policy. However, the YME unit has a higher ratio of security personnel assigned to it, which permitted sufficient security for outdoor recreation on some days.

- 8. Has DOC limited the ability of staff of the Corrections Information Council ("CIC") from carrying out their statutory mission of monitoring the conditions and treatment of District inmates incarcerated in DOC¹ by restricting CIC's access to any part of the CDF or CTF? If so, on what dates, and for what reason(s)?**

No. DOC has not limited the ability of staff of the Corrections Information Council ("CIC") from carrying out their statutory mission of monitoring the conditions and treatment of District inmates incarcerated in DOC. On September 26, 2018, CIC did not access two vacant units during their tour due to the quarantine of those units for environmental treatment. CIC was informed of the basis and inspected the units at a later date when the quarantine was lifted.

- 9. When CIC staff reached out to DOC staff on October 29, 2018, December 10, 2018, and January 10, 2019, regarding outdoor recreation time, what was DOC's response? Please provide all relevant correspondence between DOC and CIC staff.**

DOC has no record of receiving the October 29th and January 10th correspondence regarding outdoor recreation time. DOC did receive the December 10th email but inadvertently did not respond.

Thank you for your time and attention to the above.

Sincerely,



Quincy L. Booth