

1. **Please provide a current organizational chart for the agency, including the number of vacant, frozen, and filled positions in each division or subdivision. Include the names and titles of all senior personnel, and note the date that the information was collected on the chart.**

Please see the attachment for Question 1.

- a. **Please provide an explanation of the roles and responsibilities of each division and subdivision.**

The Fire and Emergency Medical Services Department (FEMS) operates through the following eight program areas:

Chief of Fire and Emergency Medical Services – responsible for leadership, executive management, and administration of all Department emergency and business operations.

Chief of Staff Division – This program contains the following six activities:

- **Administrative Office (Chief of Staff)** – provides management, administration, and coordination of executive office activities for the Fire and EMS Chief, along with other activities supporting Department emergency and business operations.
- **General Counsel Office** – provides administration and coordination of legal services to support Department emergency and business operations including legal review of policies, procedures, and employment activities, other legal affairs, FOIA, and information privacy.
- **Communications Office** – provides administration and coordination of public information and outreach activities to support Department emergency and business operations including media communications, social media information, community engagement activities, and public-facing website content.
- **Program Analysis Office** – provides administration and coordination of planning activities to support Department emergency and business operations including data and analytics for evaluation and decision making, along with contract administration for the patient account management services contract.
- **EEO and Diversity Office** – provides administration and coordination of equal employment opportunity (EEO) activities and respect for racial, gender, and LGBT diversity by Department employees, respect for employee rights, and assuring compliance with laws, regulations, rules, policies, and procedures published by the District and Federal Governments.
- **Labor Relations Office** – provides administration and coordination of labor/management relationships and collective bargaining agreements to support Department emergency and business operations.

Professional Development Bureau (PDB) – responsible for services supporting the professional development of members, including recruitment, training, promotion, and human resources needs, as well as grants management, and publication of Department rules.

This program contains the following four activities:

- **Professional Standards Office** – provides administration and coordination for the publication of Department rules, regulations, policies, and procedures for supporting safe and efficient Department emergency and business operations.
- **Training (Deputy Fire Chief of Training)** – provides management, administration, and coordination of employee training and development activities including recruit, cadet, and leadership training programs, EMS continuing education programs for operational personnel, ALS and BLS training programs for operational personnel, fire suppression and special/technical hazards training for operational personnel, and other specialized training for Department employees, along with other activities supporting Department emergency and business operations.
- **Grants Management Office** – responsible for seeking out and submitting grant applications on behalf of the department. The Office also manages grants and grant related programs on behalf of the Department.
- **Human Resources Office** – provides administration and coordination of employment and personnel services activities to support Department emergency and business operations including compliance with policies, procedures, and standards for operational, civilian, and administrative personnel.

Operations Bureau (OB) – responsible for the management and administration of emergency operations including emergency medical services (EMS), fire suppression, technical rescue, special hazards, marine rescue and firefighting, and homeland security preparedness.

This program contains the following five activities:

- **Administrative Office (Assistant Fire Chief of Operations)** – provides management, administration, and coordination of Operations Bureau activities by the Assistant Fire Chief of Operations, along with other activities supporting Department emergency and business operations.
- **Operations (Deputy Fire Chief of Operations)** – across four platoons provides management, administration, and coordination of emergency operations activities including command of emergency incidents and operational personnel; first response to EMS and fire suppression incidents, mitigation, and management of EMS and fire suppression incidents; and EMS response and transport of BLS patients, along with other activities supporting Department emergency and business operations.
- **Fire Rescue Operations** – provides fire suppression, fire rescue, property salvage and overhaul, and vehicle accident rescue and extraction.

- **Special Operations (Deputy Fire Chief of Special Operations)** – provides management, administration, and coordination of special operations activities including command of special operations incidents and operational personnel, first response to technical rescue, special hazards, and marine incidents; mitigation and management of technical rescue; special hazards; marine incidents; and administration of Department grant activities, along with other activities supporting Department emergency and business operations.
- **Homeland Security (Deputy Fire Chief of Homeland Security)** – provides management, administration, and coordination of homeland security activities including pre-planning for natural disasters, chemical, biological, radiological, and nuclear (CBRN) incidents, and other types of terror related incidents, along with other activities supporting Department emergency and business operations.

EMS Operations Bureau (EOB) – responsible for the management and administration of EMS emergency operations including EMS supervision of operational personnel, ALS patient transport, and administration of third party provider (TPP) basic life support (BLS) patient transport services.

This program contains the following two activities:

- **Administrative Office (Assistant Fire Chief of EMS Operations)** – provides management, administration, and coordination of EMS Operations Bureau activities by the Assistant Fire Chief of EMS Operations, and contract administration of the third party provider (TPP) basic life support (BLS) patient transport contract, along with other activities supporting Department emergency and business operations.
- **EMS Operations (Deputy Fire Chief of EMS Operations)** – provides management, administration, and coordination of EMS operations activities including command of EMS incidents and ALS operational personnel, EMS supervision of operational personnel, EMS response and transport of ALS patients, along with other activities supporting Department emergency and business operations.

EMS Medical Director (EMD) – responsible for the medical direction of EMS operations including EMS delivery by operational personnel, training and development of EMS operational personnel, administration and management of controlled substances, EMS quality assurance, and coordination with hospitals, other regional healthcare partners, and community health outreach resources.

This program contains the following five activities:

- **Administrative Office (Medical Director)** – provides management, administration, and coordination of EMS Medical Director activities for the Medical Director and Assistant Medical Director, along with other activities supporting Department EMS operations.
- **EMS Quality Assurance Office** – provides administration and coordination of EMS continuous quality improvement activities to support Department EMS operations including review of medical decision making by operational personnel, review of patient treatment and

patient care report documentation completed by operational personnel, and general compliance by operational personnel with Medical Protocol, policies, procedures, and other standards for patient care.

- **EMS Peer Review Office** – provides administration and coordination of EMS peer review activities to support Department EMS operations including interviews with operational personnel involved in patient cases, discussions with operational personnel to improve medical decision making, patient treatment and patient care report documentation. This office also submits to the Medical Director recommendations for remedial or focused training to improve operational personnel medical competency.
- **Health Safety and Preparedness Office** – provides administration and coordination of public information and outreach activities to support community interest and participation in the EMS System including CPR and AED training efforts, “high-volume user” patient case management (“Street Calls”), and demand reduction strategies with other regional healthcare partners.
- **Controlled Substances Office** – provides administration and coordination for the procurement, storage, use, and disposal of Schedule 3 controlled substance medications during patient care to support Department EMS operations.

Support Services Bureau (SSB) – responsible for the management and administration of services supporting Department emergency and business operations including maintenance and repair of emergency apparatus, planning and coordination of facility maintenance and repair, procurement and distribution of supplies and equipment, administration of training and development for operational personnel, risk reduction for operational personnel, and the publication of Department rules, regulations, policies, and procedures.

This program contains the following five activities:

- **Administrative Office (Assistant Fire Chief of Support Services)** – provides management, administration, and coordination of Support Services Bureau activities by the Assistant Fire Chief of Support Services, along with other activities supporting Department emergency and business operations.
- **Apparatus (Fleet Manager)** – provides management, administration and coordination of fleet support activities including procurement, maintenance, and repair of emergency apparatus and support vehicles, procurement and management of vehicle parts and supplies, administration of capital purchasing contracts with vendors, along with other activities supporting Department emergency and business operations.
- **Property and Logistics (Deputy Fire Chief of Property and Logistics)** – provides management, administration, and coordination of planning and activities to support the maintenance and repair of fire stations and other facilities, including major capital improvements, procurement, storage, and distribution of supplies and equipment to support emergency operations, along with other activities supporting Department emergency and business operations.

- **Risk Management (Deputy Fire Chief of Risk Management)** – provides management, administration, and coordination of employee risk reduction activities including command of safety officers during emergency incidents, investigation of Department vehicle accidents and employee injuries, safety and wellness employee education, self-contained breathing apparatus (SCBA) maintenance for operational personnel, administration of Police/Fire Clinic contractual (employee wellness) requirements, along with other activities supporting Department emergency and business operations.
- **Compliance Review Office** – provides administration and coordination for the assessment and analysis of determining compliance with rules, regulations, policies, and procedures by Department Bureaus, Divisions, Offices, and employees to support safe and efficient Department emergency and business operations.

Technical Services Bureau (TSB) – responsible for the management and administration of technical services supporting Department emergency and business operations including fire prevention and community risk reduction, fire investigations, 9-1-1 operations, internal affairs, State Safety Oversight (SSO) for the DC Streetcar rail transportation system, information technology applications and services supporting Department business operations, and radio/data communication activities supporting Department emergency operations.

This program contains the following four activities:

- **Administrative Office (Assistant Fire Chief of Technical Services)** – provides management, administration, and coordination of Technical Services Bureau activities by the Assistant Fire Chief of Technical Services, including Internal Affairs (IA), along with other activities supporting Department emergency and business operations.
- **Fire Prevention (Deputy Fire Chief of Fire Prevention)** – provides management, administration and coordination of community fire risk reduction activities including fire and technical inspection programs, permitting programs, code enforcement programs, public outreach programs for smoke alarms, children and senior adult education, after-fire investigation services, in addition to State Safety Oversight (SSO) for the DC Streetcar rail transportation system, along with other activities supporting Department emergency and business operations.
- **Information Technology (Information Technology Manager)** – provides management, administration, and coordination of information technology (IT) activities, in coordination with OCTO, including technical support services for equipment, software applications, networks, mobile networks, inventory management services, and administration of IT contracts with vendors, along with other activities supporting Department emergency and business operations.
- **Emergency Communications Office** – provides administration and coordination of radio and data communication activities including EMS and Fire Liaison Officers at the Office of Unified Communications (OUC) 9-1-1 call taking and communications center, support for the Advanced Quality Assurance (AQUA) automated 9-1-1 call taking case review software application, and technical support services for Department-operated radio equipment, along with other activities supporting Department emergency and business operations.

Agency Financial Operations – provides for comprehensive and efficient financial management services to, and on behalf of, District agencies so that the financial integrity of the District of Columbia is maintained. This program is standard for all agencies using performance-based budgeting.

Agency Management – provides for administrative support and the required tools to achieve operational and programmatic results. This program is standard for all agencies using performance-based budgeting.

b. Please provide a narrative explanation of any changes to the organizational chart made during the previous year.

The position of Assistant Fire Chief for Professional Development was created. This position oversees the development of DC Fire and EMS personnel in all ranks through the entire course of their careers, including recruitment, hiring, training, leadership development, and enforcement of policies and standards.

2. **Please provide a current Schedule A for the agency which identifies each position by program and activity codes, with the employee's name, title/position, salary, fringe benefits, and length of time with the agency. Please note the date that the information was collected. The Schedule A should also indicate if the position is continuing/term/temporary/contract or if it is vacant or frozen. Please separate salary and fringe and indicate whether the position must be filled to comply with federal or local law.**

Please see the attachment for Question 2.

3. **Please list all employees detailed to or from your agency, if any. For each employee identified, please provide the name of the agency the employee is detailed to or from, the reason for the detail, the date of the detail, and the employee's projected date of return.**

There currently are no employees detailed to or from the agency.

4. Please provide the Committee with:

- a. A list of all vehicles owned, leased, or otherwise used by the agency and to whom the vehicle is assigned, as well as a description of all vehicle collisions involving the agency's vehicles in FY18 and FY19, to date; and**

A. Fleet Inventory

Please see the attachment for Question 4; acronyms in the attachment are defined in the key table below.

Acronym	Definition
A	Ambulance
OFC	Office of Fire Chief
AFCEMS	Assistant Fire Chief EMS
AFCIA	Assistant Fire Chief Internal Affairs
AFCOPS	Assistant Fire Chief Operations
AFC SVC	Assistant Fire Chief Services
AIR	Air Breathing Unit
BFC	Battalion Fire Chief
Brush	Brush Fire Unit
CAR9	Field Maintenance Support Unit
CISU	Cave In Support Unit
CSU	Customer Support Unit
DFCEMS	Deputy Fire Chief EMS
DFCSO	Deputy Fire Chief Special Ops
E	Engine
EMS	Emergency Medical Support Unit
FAC	Facilities
Fleet	Fleet Maintenance Division
FB	Fire Boat
FBSU	Fireboat support unit
FC	Fire Chief
FCU	Field Command Unit
FM	Fire Marshall
FOC	Fire Operations Center
FP	Fire Prevention
FU	Foam Unit
HAZ	Hazmat
HQ	Headquarters
HSSO	Homeland Security Special Op
IA	Internal Affairs
LOGS	Logistics
LUMBER	Lumber Truck
M	Medic
MAB	Mask Casualty Bus
MCSU	Mass Casualty Support unit
MD	Medical Director

MSO	Medical Services Office
ORS	State Safety Oversight
OPS	Operation
PIO	Public Information Office
PSO	Professional Standards Office
Radio	Radio Cache
Rehab	Rehabilitation Unit
Reserve	Reserve
RM	Risk Management
RR	Railroad
RS	Rescue Squad
RS-Reserve	Rescue Squad Reserve
RSS	Rescue Squad Support
SAFO	Safety Officer
SC	Street Call
SO	Special Operation
SPEV	Special Events
T	Truck
TA	Training Academy
TAU	Twin Agent Unit
TRSU	Trailer Support Unit

B. Collisions

ACCIDENTS FISCAL YEAR 2018		
Vehicle Unit	Number	Percentage
Engine	67	22%
Ambulance	60	20%
Rescue Squad	8	3%
Truck	44	15%
Fleet	44	15%
Medic Unit	71	23%
Leased (GSA)	8	3%
Total	302	100%

ACCIDENTS FISCAL YEAR 2019 (01-31-2019)		
Vehicle Unit	Number	Percentage
Engine	18	26%
Ambulance	20	29%
Rescue Squad	1	1%
Truck	9	13%
Fleet	7	10%
Medic Unit	12	17%
Leased (GSA)	2	3%
Total	69	100%

Sixty-one, or approximately 20 percent, of collisions in FY18 involved strikes of FEMS apparatus when our unit/company was parked or on an operational scene. This includes police

chases and hit-and-run accidents affecting our vehicles. This percentage was consistent in the first quarter of FY19.

b. A list of travel expenses, arranged by employee for FY18 and FY19, to date, including the justification for travel.

Please see the attachment for Question 4(b).

5. For FY18 and FY19, to date, please list all intra-District transfers to or from the agency and the purpose for each transfer.

Please see tables, below:

Fire and Emergency Medical Services (FB0) - FY 2018 MOUs								
Fund	Buyer Agency	Seller	Project Number	MOU Title	Comments	MOU Amount	FY 2018 Expenditures	FY 2018 Avail. Budget
FEMS as SELLER								
0700	OSSE	FEMS	DSA18N	DC State Athletic Association Competitions	Budget Fully Loaded	12,190.00	12,190.00	0.00
0700	OSSE	FEMS	OSC18N	CPR/AED training for 30 Participants	Directors and FEMS CFO Signed. Pending signatures.	490.00	490.00	0.00
0700	OSSE	FEMS	CIN18N	Childcare Facilities Inspection	Budget Fully Loaded	56,100.00	56,100.00	0.00
0700	DOES	FEMS	FBC18N	2017 -2018 Cadet Class	Budget Fully Loaded	450,527.87	450,527.87	0.00
0700	DOH	FEMS	LSC18N	Life Safety Code Inspections	Budget Fully Loaded	27,476.40	27,476.40	0.00
0700	DOH	FEMS	ESO18N	Enhanced State Surveillance Opioid	Budget Fully Loaded	91,640.00	91,640.00	0.00
0700	OUC	FEMS	OUC18N	Heartsavers CPR/AED Training for 150 OUC employees	Budget Fully Loaded	8,250.00	0.00	8,250.00
0700	OIG	FEMS	OIG18N	Heartsavers CPR/AED Training for 24 employees	Budget Fully Loaded	1,725.00	1,725.00	0.00
7200	HSEMA	FEMS	1FBUA7	Planning, Training, Exercise OT DCERS Continuation	Budget Fully Loaded	20,166.31	20,166.31	0.00
7200	HSEMA	FEMS	1FBUA6	CBRNE Detection (Continuation)	Budget Fully Loaded	3,218.24	3,218.24	0.00
7200	HSEMA	FEMS - FT0	1FBSP5	Port Security Project	Budget Fully Loaded	177,854.08	177,854.08	0.00
0700	OCFO, DOC, DCNG	FEMS	PSJCSN	PSJ Cluster Shared Services	Budget Fully Loaded	65,000.00	62,674.43	2,325.57
0700	DOES	FEMS	CF018N	CPR, AED, and First Aid Training for up to 100 participants	Budget Fully Loaded	680.00	680.00	0.00
7200	HSEMA	FEMS	1FBST6	Securing the Cities Project	Budget Fully Loaded	185,382.21	185,382.21	0.00

FEMS as BUYER								
0100	FEMS	MPD	N/A, Seller	Police and Fire Clinic	Transferred	5,000,000.00	4,439,955.70	560,044.30
0100	FEMS	DCHR	N/A, Seller	Suitability Screening	Transferred	56,383.00	56,383.00	0.00
0100	FEMS	DCHR	N/A, Seller	Office of Labor Relations and Collective Bargaining (OLRCB). OLRCB will negotiate CBAs.	Transferred	41,000.00	41,000.00	0.00
0100	FEMS	OUC	N/A, Seller	FEMS access to Citywide Radio System, Computer-Aided Dispatch and Mobile Data Computing Services	Transferred	195,716.00	195,716.00	0.00
0100	FEMS	OUC	N/A, Seller	FEMS access to the 311 Call Center licenses and Service Request Handling Services	Transferred	26,569.56	26,569.56	0.00
0100	FEMS	OUC	N/A, Seller	FEMS has requested the services of OUC to provide access and usage of the Citwide Radio System to its vendor, American Medical Response (AMR), and to provide radios that will be utilized by AMR.	Transferred	66,741.34	66,741.34	0.00
0100	FEMS	OCP	N/A, Seller	Purchase Card	Transferred	936,609.48	936,609.48	0.00
0100	FEMS	DPW	N/A, Seller	Fleet Fixed & Waste Disposal and recycling services	Transferred	311,408.21	311,408.21	0.00
0100	FEMS	OCTO	N/A, Seller	In FY 2017, the Office of the Chief Technology Office (OCTO) migrated to the information technology infrastructure and device-based Microsoft Office license model to a Microsoft Government cloud 'O365'	Transferred	154,233.96	144,780.50	9,453.46

0100	FEMS	OCA	N/A, Seller	Office of Public Records (OPR), through the Office of the Secretary (OS), in engaging a contractor to provide retention schedule development services to a subset of agencies of the District of Columbia government	Transferred	48,618.60	48,618.60	0.00
0100	FEMS	OCFO	N/A, Seller	Single Audit Fees	Transferred	2,000.00	2,000.00	0.00
0100	FEMS	OCA	N/A, Seller	Sign Language Interpretation Services	Transferred	1,110.00	1,110.00	0.00
0100	FEMS	OCTO	N/A, Seller	Request for Telecommunications Services (RTS)	Transferred	40,000.00	40,000.00	0.00
0100	FEMS	OFRM	N/A, Seller	Request for Telecommunications Services (RTS)	Transferred	21,800.00	8,720.56	13,079.4 4
				<i>intra-DISTRICT TOTAL</i>		<i>8,002,890.26</i>	<i>7,409,737.49</i>	<i>593,152. 77</i>

Fire and Emergency Medical Services (FB0) - FY 2019 MOUs								
Fund	Buyer Agency	Seller Agency	Project Number	MOU Title	Comments	MOU Amount	FY 2019 Expenditures	FY 2019 Available Budget
FEMS as SELLER								
0700	DCSAA	FEMS	DSA19N	OSSE and DCSAA Games	Budget Fully Loaded	19,080.00		19,080.00
0700	DOC, DCNG, OUC	FEMS	PSJ19N	PSJ Cluster Shared Services	Budget Fully Loaded	95,000.00		95,000.00
0700	DOES	FEMS	CCF019N	CPR, AED, First Aid Training	Budget Fully Loaded	8,500.00		8,500.00
0700	OSSE	FEMS	CIN19N	Childcare Facilities Inspections	Budget Fully Loaded	100,000.00		100,000.00
FEMS as BUYER								
0700	FEMS	MPD	N/A, Seller	Police and Fire Clinic		-	-	-
0100	FEMS	DCHR	N/A, Seller	Suitability Screening	Transferred	57,856.61	57,856.61	- 0.00
0100	FEMS	OCTO	N/A, Seller	Enterprise Cloud and Infrastructure Services, (ECIS) to provide (3) Tera Bytes of bronze storage and backup	Transferred	9,553.92	9,553.92	- 0.00
0100	FEMS	OCP	N/A, Seller	Purchase Card	Transferred	596,000.00	596,000.00	- 0.00
0100	FEMS	DPW	N/A, Seller	Fleet Fixed Costs	Transferred	326,762.43	326,762.43	- 0.00
0100	FEMS	OCTO	N/A, Seller	Request for Telecommunications Services (RTS)	Transferred	35,000.00	35,000.00	- 0.00
0100	FEMS	OFRM	N/A, Seller	Request for Telecommunications Services (RTS)	Transferred	15,000.00	15,000.00	- 0.00
				intra-DISTRICT TOTAL		1,262,752.96	1,040,172.96	222,580.00

6. For FY18 and FY19, to date, please identify any special purpose revenue funds maintained by, used by, or available for use by the agency. For each fund identified, provide:

- a. The revenue source name and code;**
- b. The source of funding;**
- c. A description of the program that generates the funds;**
- d. The amount of funds generated by each source or program;**
- e. Expenditures of funds, including the purpose of each expenditure; and**
- f. The current fund balance.**

Please see tables, below:

**FIRE AND EMERGENCY MEDICAL SERVICES
SPECIAL PURPOSE REVENUE
FY 2018 FUND DESCRIPTION, REVENUE AND EXPENDITURES TABLE**

FUND DETAIL	FUND DETAIL TITLE	DESCRIPTION	FEE AND HOW IT IS SET	WHO PAYS?	FY 2018 REVENUE COLLECTED	FY 2018 EXPENDITURES	FUND BALANCE
0601	EMS Reform Fund	Reimbursement for pre-hospital medical care and transport by FEMS or a District-contractor in excess of such revenue collected in FY16 (\$24.7M). Non-lapsing fund with funds continuously available without regard to fiscal year limitation. Funds "...shall be used for the purpose of reform and improvement of the delivery of emergency medical services in the District of Columbia." (DC Code § 5-416 (c)(3))	Pursuant to DC Code § 5-416 (c)(3) and § 31-2802, all "...health insurers, hospitals or medical services corporations, and health maintenance organizations shall reimburse for emergency services that are due to a medical emergency," at the fee rate authorized by Council pursuant to §5-416(a). Per 60 DCR 16569, effective 12/6/2013, fees are \$428 for a Basic Life Support (BLS) unit, \$508 for an Advanced Life Support (ALS) unit, and \$735 for an ALS Level 2 unit. There is also a fee of \$6.55 per transportation mile.	Health insurers, hospitals, medical services corporations, and health maintenance organizations.	\$-	\$-	
1200	Automatic External Defibrillator (AED) Registration Fee Fund	AED registration fees collected and used to pay for training costs.	AED Registration fees are \$25 pursuant to DC Code § 44-232.	A person or entity that acquires an AED in DC.	\$-	\$-	\$5,144

1555	Reimbursables From Other Governments	The fund receives revenue paid by non-District governmental entities to FEMS for services provided to them. The funds are used to offset FEMS expenditures in support of such services.	Fees are set through Memorandums of Agreement (MOAs) with non-District governmental entities, such as the Washington Metropolitan Area Transit Authority (WMATA), State of Maryland, and Commonwealth of Virginia.	Non-DC government agencies.	\$127,658	\$126,261	N/A, Lapsing Fund
1613	FEMS Training Fund	Fees are charged to cover the costs of FEMS training programs provided to non-DC government agencies, individuals, and organizations. These fees are used to pay for FEMS training programs. The authorizing statute provides that the revenue shall be used "...to acquire improved technology and equipment, to hire, train, and certify staff, and to otherwise improve the quality of the training programs offered by the Department."	The Mayor establishes fees through rulemaking. The current fees listed on the FEMS website range from \$40 for "Heartsaver CPR/AED" courses to \$70 for "CPR/AED/First Aid." There is also a \$65 fee for CPR Certification. Hands Only CPR/AED courses are free.	Non-DC government agencies, organizations, and individuals.	\$32,200	\$14,980	N/A, Lapsing Fund
6100	FEMS Special Events Fee Fund	This fund reimburses FEMS for personnel, equipment, supplies, and training costs associated with staffing special events.	The Mayor and FEMS establish fees. The current fees range from \$65 per inspector hour (for a minimum of 4 hours) for on-site monitoring, to \$400 per hour (for a minimum of 4 hours) for use of a fire truck and equipment. There is also an over-the-counter permit fee of \$150.	Managers or sponsors of special events.	\$408,833	\$386,169	N/A, Lapsing Fund
				AGENCY TOTAL	\$568,691	\$527,410	

**FIRE AND EMERGENCY MEDICAL SERVICES
SPECIAL PURPOSE REVENUE
FY 2019 FUND DESCRIPTION, REVENUE AND EXPENDITURES TABLE
(Data through December 31, 2018)**

FUND DETAIL	FUND DETAIL TITLE	DESCRIPTION	FEE AND HOW IT IS SET	WHO PAYS?	FY 2019 REVENUE COLLECTED	FY 2019 EXPENDITURES	FUND BALANCE
0601	EMS Reform Fund	Reimbursement for pre-hospital medical care and transport by FEMS or a District-contractor in excess of such of revenue collected in FY16 (\$24.7M). Non-lapsing fund with funds continuously available without regard to fiscal year limitation. Funds "...shall be used for the purpose of reform and improvement of the delivery of emergency medical services in the District of Columbia." (DC Code § 5-416 (c)(3))	Pursuant to DC Code § 5-416 (c)(3) and § 31-2802, all "...health insurers, hospitals or medical services corporations, and health maintenance organizations shall reimburse for emergency services that are due to a medical emergency," at the fee rate authorized by Council pursuant to §5-416(a). Per 60 DCR 16569, effective 12/6/2013, fees are \$428 for a Basic Life Support (BLS) unit, \$508 for an Advanced Life Support (ALS) unit, and \$735 for an ALS Level 2 unit. There is also a fee of \$6.55 per transportation mile.	Health insurers, hospitals, medical services corps, and HMOs.	\$-	\$-	
1200	Automatic External Defibrillator (AED) Registration Fee Fund	AED registration fees collected and used to pay for training costs.	AED Registration fees are \$25 pursuant to DC Code § 44-232.	A person or entity that acquires an AED in DC.	\$-	\$-	\$5,144
1555	Reimbursables From Other Governments	The fund receives revenue paid by non-District governmental entities to FEMS for services provided to them. The funds are used to offset FEMS expenditures in support of such services.	Fees are set through Memorandums of Agreement (MOAs) with non-District governmental entities.	Non-DC government agencies.	\$24,408	\$24,408	N/A, Lapsing Fund

1613	FEMS Training Fund	Fees are charged to cover the costs of FEMS training programs provided to non-DC government agencies, individuals, and organizations. These fees are used to pay for FEMS training programs. The authorizing statute provides that the revenue shall be used "...to acquire improved technology and equipment, to hire, train, and certify staff, and to otherwise improve the quality of the training programs offered by the Department."	The Mayor establishes fees through rulemaking. The current fees listed on the FEMS website range from \$40 for "Heartsaver CPR/AED" courses to \$70 for "CPR/AED/First Aid." There is also a \$65 fee for CPR Certification. Hand Only CPR/AED courses are free.	Non-DC government agencies, orgs, and individuals.	\$6,872	\$-	N/A, Lapsing Fund
6100	FEMS Special Events Fee Fund	This fund reimburses FEMS for personnel, equipment, supplies, and training costs associated with staffing special events.	The Mayor and FEMS establish fees. The current fees range from \$65 per inspector hour (for a minimum of 4 hours) for on-site monitoring, to \$400 per hour (for a minimum of 4 hours) for use of a fire truck and equipment. There is also an over-the-counter permit fee of \$150.	Managers or sponsors of special events.	\$60,880	\$128,465	N/A, Lapsing Fund
				AGENCY TOTAL	\$92,160	\$152,873	

7. For FY18 and FY19, to date, please list any purchase card spending by the agency, the employee making each expenditure, and the general purpose for each expenditure.

FEMS FY18 P-card Spending by Person and Purpose		
Name	Purpose	Total Spending
AARON HAZEL	Fire Prevention supplies and services	\$ 8,212
CHARITY KEYS	EMS and Logistics supplies and services	\$ 190,590
CHARLES MACK	Chief office/PIO/Logistics supplies and services	\$ 98,397
DEANGELA MAGRUDER	Communications and Public Outreach supplies	\$ 18,461
DEBORAH SCOTT	Fire Chief's office services and supplies	\$ 53,793
DEREK HOPKINS	Special Operations supplies and services	\$ 46,467
EDWARD LEONARD	IT supplies and service	\$ 3,163
EDWARD RICE	Fleet parts and services	\$ 45,415
KWA'BENA EDWARDS	Fleet parts and services	\$ 5,067
LAUREN WILLIAMS	Training supplies and services, travel for training	\$ 146,191
MICHAEL KNIGHT	Training supplies and services/Risk Mgmt	\$ 40,254
OWEN DUNCAN	EMS and Logistics supplies and services	\$ 27,214
RUSSELL SMITH	Training supplies and services	\$ 43,167
TONY FALWELL	Fire Prevention supplies and services	\$ 47,150
TOREZ MITCHELL	Fleet parts and services	\$ 135,510
Total Agency P-Card Spending, FY18		\$ 909,050

FEMS FY19 P-card Spending by Person and Purpose		
Name	Purpose	Total Spending
CHARITY KEYS	EMS and Logistics supplies and services	\$ 47,940
CHARLES MACK	EMS and Logistics supplies and services	\$ 17,376
DEANGELA MAGRUDER	Communications and Public Outreach supplies	\$ 2,401
DEBORAH SCOTT	Fire Chief's office services and supplies	\$ 9,092
DEREK HOPKINS	Special Operations supplies and services	\$ 10,358
EDWARD RICE	Fleet travel for apparatus inspections	\$ 15,058
KWABENA EDWARDS	Fleet parts and services	\$ 5,426
LAUREN WILLIAMS	Training supplies and services, travel for training	\$ 40,292
MICHAEL KNIGHT	Risk Management supplies and services	\$ 5,360
RUSSELL SMITH	Training supplies and services	\$ 9,204
TONY FALWELL	Fire Prevention supplies and services	\$ 4,781
TOREZ MITCHELL	Fleet parts and services	\$ 34,451
Total Agency P-Card Spending, FY19 through Jan 31, 2019		\$ 201,739

8. Please list all memoranda of agreement (“MOA”) or memoranda of understanding (“MOU”) entered into by your agency during FY18 and FY19, to date, as well as any MOU currently in force. For each, indicate the date on which the MOU was entered and the termination date.

FY 18 Memoranda of Agreement

- **MOA between FEMS and DHCF.** This data sharing agreement is for the start-up of the Nurse Triage Line. Cooperation is necessary, including transferring and sharing MMIS enrollment data in order to execute program processes such as eligibility under the DHCF to provide FEMS, through an encrypted connection, with a file that contains the enrollment records of District of Columbia residents who are enrolled in or eligible for Medicaid, managed by DHCF or an approved managed care organization, or under the District of Columbia Alliance Program. Effective Date and Duration of Agreement: The MOA is effective as of the date of signing by the signatories (April 10, 2018) and shall terminate on March 31, 2020.
- **Modification No. 1 to MOA between FEMS and DCHF.** This modification enables the engagement of appropriate non-emergency medical transport as a cost effective alternative to ambulance transport in support of the Nurse Triage Line (NTL). Effective Date and Duration of Agreement: The modification was effective May 3, 2018 and shall terminate with the underlying MOA.
- **MOA between FEMS and the Metropolitan Washington Airports Authority Fire & Rescue Department.** Agreement identifies the roles and responsibilities of course instructors teaching Aircraft Rescue Firefighter and Driver Operator courses to FEMS and MWAA members. Effective Date and Duration of Agreement: August 25, 2018 to December 31, 2021.
- **MOA between FEMS and the International Association of Firefighters.** Agreement amends Article 21 of the collective bargaining agreement between the Parties outlines the process for selecting Special Operations Firefighter/EMT and Firefighter/Paramedic positions. This process will create separate eligibility for vacancies eligibility lists for vacancies on Rescue Squads, Hazardous Material Units, and the Fire Boat. Effective Date and Duration of Agreement: July 6, 2018 until the expiration of the current Collective Bargaining Agreement between the parties.

FY 18 Memoranda of Understanding

- **MOU between FEMS and DCHR.** DCHR’s Office of the General Counsel to provide legal support, on behalf of FEMS, to the Police and Firefighters' Retirement and Relief Board operations in exchange for funding of legal services. Effective Date and Duration of Agreement: The period of this MOU shall be from October 1, 2017 through September 30, 2018, unless terminated in writing by the Parties prior to the expiration.
- **MOU between FEMS and DCHR.** DCHR to provide FEMS with suitability related services for its candidates, employees and volunteers who are subject to enhanced

suitability screenings. Effective Date and Duration of Agreement: The period of this MOU shall be from October 1, 2017 through September 30, 2018, unless terminated in accordance with Section XI prior to the expiration.

- **MOU between FEMS and HSEMA.** HSEMA requests services of FEMS to receive funds from HSEMA to administer the CBRNE Detection (Continuation) Project in accordance with 1FUA6 (FY2016 Homeland Security Grant Program). (Sub-award Agreement 1FUA6, Adjustment2). Effective Date and Duration of Agreement: September 1, 2016 to November 29, 2018.
- **MOU between FEMS and MPD.** This is a shared services agreement covering shared occupational and healthcare services, and Presumptive Disability Performance of Duty Services provided by the Police and Fire Clinic. Effective Date and Duration of Agreement: October 1, 2017 to September 30, 2018.
- **MOU between FEMS and HSEMA.** HSEMA has requested the services of FEMS to administer the Tactical Medical Equipment and Ballistic Protection for Fire/Rescue – District of Columbia (CCA) project, which is funded through the FY 2016 Home Security Grant. Effective Date and Duration of Agreement: September 1, 2016 through July 30, 2018.
- **MOU between FEMS, DCRA and OSSE.** OSSE to pay FEMS to conduct inspections of approximately 150 licensed child development homes and 350 child development centers, and an estimated total of 25 new licensing applications annually (for child development homes and expanded child development homes) to confirm compliance with the Fire Code. Effective Date and Duration of Agreement: October 1, 2017 to September 30, 2018, unless terminated in writing by the Parties prior to its expiration.
- **MOU between FEMS and HSEMA.** HSEMA has requested the services of FEMS to administer the Planning, Training, & Exercise Overtime (Continuation) (DCERS) project, in accordance with sub-award agreement 1FBUA7. Effective Date and Duration of Agreement: September 1, 2017 through October 7, 2018. This includes the period from September 1, 2017 through September 30, 2018 and the sub-award liquidations period of an additional 7 days.
- **MOU between FEMS and OSSE.** MOU enables OSSE to transfer local funds to FEMS for providing emergency medical coverage at 2017 Football Playoff Games, 2018 State Basketball Playoff Games, the 2018 Cheerleading Competition and the 2018 State Pigskin Classic. Effective Date and Duration of Agreement: November 18, 2017 through September 30, 2018 unless terminated in writing by the Parties prior to its expiration.
- **MOU between FEMS and DOH.** FEMS to provide inspectors to serve as Life Safety Code (LSC) inspectors and to conduct annual LSC inspections in Intermediate Care Facilities for Individuals with Intellectual Disabilities (ICF/IID) and as required by federal and District law and regulations in other healthcare facilities, including nursing homes, hospitals, correctional facilities, hospices, ambulatory surgical centers, end stage renal disease centers and outpatient rehabilitation facilities. Effective Date and Duration

of Agreement: October 1, 2017, through September 30, 2018, unless terminated in writing by the Parties 90 calendar days prior to the expiration.

- **MOU between FEMS, DOC, the District of Columbia National Guard and OCFO.** FEMS pays for financial services provided by the Office of the Chief Financial Officer to PSJ Cluster agencies out of the FEMS budget. The PSJ Cluster agencies are responsible for reimbursing FEMS for the PSJ Cluster agency's costs. The purpose of the agreement is to define the responsibilities of each Party with regard to the payment for OCFO services to the Public Safety Cluster agencies. Effective Date and Duration of Agreement: October 1, 2017 through September 30, 2018.
- **MOU between FEMS and DOES.** DOES is providing funding to support the FEMS Cadet Training program. Effective Date and Duration of Agreement: December 1, 2017, through September 30, 2018, unless terminated in writing by the Parties, prior to the expiration.
- **MOU between FEMS and OLRCB.** FEMS to provide funds to the Office of Labor Relations and Collective Bargaining to provide services related to contract negotiations with the International Association of Firefighters (IAFF) Local 36, including analysis of FEMS and IAFF Local 36 proposed compensation agreements. Effective Date and Duration of the Agreement: October 1, 2017 to May 31, 2018, unless terminated as provided in Section XV of the MOU.
- **MOU between FEMS and OUC.** FEMS has requested the services of OUC in facilitating access to the District of Columbia's Citywide Radio System. The Buyer has additionally requested customized Computer-Aided Dispatch interfacing and/or Mobile Data Computer services. Effective Date and Duration of Agreement: October 1, 2017, through September 30, 2018, unless terminated in writing by the Parties prior to the expiration.
- **MOU between FEMS and OUC.** FEMS has requested the services of OUC to provide 311 Call Handling services Call Center and to provide Service Request Handling Services, training to the FEMS designated end users, continued support and administration for services developed under the MOU, maintenance of the 311 Online web configuration, a web portal and procurement of licenses requested by the FEMS at FEMS's expense. Effective Date and Duration of Agreement: October 1, 2017, through September 30, 2018.
- **MOU between FEMS and DCHR.** FEMS seeks to provide identity protection services for applicants whose information has been compromised by a data breach. DCHR has obtained identity protection services to include credit monitoring services, identity monitoring services, identity theft insurance, and identity restoration services provided by a third-party vendor. Effective Date and Duration of Agreement: October 1, 2017, through September 30, 2018, unless terminated in accordance with Section XI prior to the expiration.

- **MOU between FEMS and OUC.** FEMS to provide HeartSavers CPR/AED training to 150 OUC employees. Effective Date and Duration of Agreement: October 1, 2017 to September 30, 2018.
- **MOU between FEMS, OUC and DCRA.** Agreement clarifies the responsibilities of the Parties with respect to the enforcement of emergency radio responder coverage requirements for the new building. Effective Date and Duration of the Agreement: October 1, 2017 to September 30, 2018.
- **MOU between FEMS and DC Commission on the Arts and Humanities.** FEMS to provide ambulance services to support the District of Columbia’s 2018 “Marion Barry Commemorative State Dedication.” Effective Date and Duration of Agreement: February 1, 2018 to September 30, 2018.
- **MOU between FEMS and DOES.** FEMS is partnering with DOES’s District of Columbia Infrastructure Academy to provide CPR, AED, and First Aid training to DC residents who are interested in employment opportunities requiring safety preparation. Effective Date and Duration of Agreement: March 1, 2018 through September 30, 2018, unless terminated in writing by the Parties prior to the expiration date.
- **MOU between FEMS and OIG.** MOU establishes the terms, conditions, and procedures under which both Parties shall coordinate services for OIG employees to receive CPR Certification (HeartSavers/Cardio-Pulmonary Resuscitation/Automatic External Defibrillator /Adult/Child) through FEMS. Effective Date and Duration of Agreement: From the date of execution through September 30, 2018, unless terminated in writing by either Party prior to the expiration date.
- **MOU between FEMS and Washington Council of Governments.** Agreement sets forth the terms for which the Washington Council of Governments will reimburse FEMS for Primary Fire Liaison positions. Effective Date and Duration of Agreement: August 1, 2018 to July 31, 2019.
- **MOU between FEMS and OSSE.** Agreement outlines the responsibilities of the parties and the mechanism for the interagency transfer of funds as it relates to HeartSavers/Cardio-Pulmonary Resuscitation/Automatic External Defibrillator training and certification services provided by FEMS to participants. Effective Date and Duration of Agreement: The last date of signing by the signatories and, unless terminated in writing by any party prior to its expiration, terminate after services are provided in accordance with the terms of the MOU, but no later than September 30, 2018.
- **MOU between FEMS and DC Health.** MOU outlines the framework for information sharing and collaboration between the Parties. DC HEALTH is seeking the services of FEMS to assist in gathering comprehensive information from its transports to build this surveillance system and collaborate on prevention and intervention efforts to mitigate these accidental overdoses in the District of Columbia. With this MOU, DC HEALTH aims to enhance the timeliness and availability of opioid overdose data shared between DC HEALTH and FEMS in order to identify trends that affect public health. Effective

Date and Duration of Agreement: August 1, 2018 through September 30, 2018. The Parties may extend the period of this MOU by entering into an amendment to this MOU each time they agree to extend the term of this MOU for an additional year. FEMS shall provide DC HEALTH with written notice of its intent to exercise an option period 30 days prior to the expiration of the initial or extension year of this MOU. In no event shall this MOU extend more than four (4) option periods.

- **MOU between FEMS and HSEMA.** HSEMA has requested the services of FEMS to administer the STC Overtime and Backfill- District of Columbia project in accordance with sub-award agreement IFBST6. Effective Date and Duration of Agreement: September 1, 2016 through August 31, 2018 and the sub award liquidation period of an additional 37 days.
- **MOU between FEMS and DPW.** Pursuant to the terms of the MOU, DPW is providing disposal and recycling services to FEMS. Effective Date and Duration of the Agreement: October 1, 2017 to September 30, 2018.
- **Modification No. 1. MOU between FEMS and OUC for Radio Reprogramming and System Access for American Medical Response (Lost and Stolen Radios).** Effective Date and Duration of the Agreement: October 1, 2017 to September 30, 2018.

FY19 Memoranda of Understanding

- **MOU between FEMS and DPR.** FEMS has requested the services of DPR to rent two pool lanes at Wilson Aquatic Center. Accordingly, the purpose of the MOU is for the payment of permit fees for FEMS use of DPR facilities. Effective Date and Duration of the Agreement: This MOU shall be effective on the date the last Party signs the MOU and shall end on the date of the event that has been permitted.
- **MOU between FEMS and DPR.** FEMS has requested the services of DPR to rent various recreation center rooms. Accordingly, the purpose of this MOU is for the payment of permit fees for the use of DPR facilities. Effective Date and Duration of the Agreement: This MOU shall be effective on the date the last Party signs the MOU and shall end on the date of the event that has been permitted.
- **MOU between FEMS and DCHR.** DCHR is providing FEMS with suitability-related services for its appointees, employees, and volunteers who are subject to enhanced suitability screenings. The objective of the suitability screenings is to determine whether each specific FEMS appointee, employee, or volunteer is suitable for the relevant covered position, consistent with Title 6-B, Section 400 et seq., of the District of Columbia Municipal Regulations. Effective Date and Duration of the Agreement: The period of this MOU shall be from October 1, 2018, through September 30, 2019, unless terminated in accordance with Section XI of the Agreement and prior to the expiration.
- **Modification No.1 to MOU between FEMS and DOES.** Period of performance and funding provisions of MOU between the parties were amended. Effective Date and Duration of the Agreement: October 1, 2018 to September 30, 2019

- **MOU between FEMS, OSSE and DCRA.** OSSE to pay FEMS to conduct inspections of approximately 150 licensed child development homes and 350 child development centers, and an estimated total of 25 new licensing applications annually (for child development homes and expanded child development homes) to confirm compliance with the Fire Code. Effective Date and Duration of Agreement: October 1, 2018 to September 30, 2019, unless terminated in writing by the Parties prior to its expiration.
- **MOU between FEMS, OSSE and DCSAA.** MOU enables the DCSAA, consistent with local laws and regulations, to transfer by the intra-district payment process local funds to FEMS for providing emergency medical coverage for two (2) DCSAA State Soccer Tournament matches, seven (7) DCSAA championship football games, eight (8) DCSAA championship tournament basketball games, one (1) DCSAA State cheerleading championship meet, and two (2) outdoor track and field meets. Effective Date and Duration of the Agreement: November 10, 2018 through September 30, 2019 (the “Initial Term”), unless terminated in writing by the Parties prior to its expiration.
- **MOU between FEMS and DOES.** DOES and FEMS are partnering to provide funding support to the FEMS Cadet Training Program. Effective Date and Duration of the Agreement: October 1, 2018 to September 30, 2019.
- **MOU between FEMS and HSEMA.** HSEMA has requested the services of FEMS to administer the CBRNE Detection (Continuation) project which is funded through the FY18 Homeland Security Grant Program. Effective Date and Duration of the Agreement: September 1, 2018 through October 7, 2019.
- **MOU between FEMS and MPD.** The purpose of the Agreement is to share occupational and ancillary health care costs for services offered at the Police and Fire Clinic. Effective Date and Duration of the Agreement: October 1, 2018 to September 30, 2019.
- **MOU between FEMS and the Office of Disability Rights.** This is a multi-agency MOU providing for payment to ODR for sign language interpretation services. Effective Date and Duration of the Agreement: October 1, 2018 to September 30, 2019.
- **MOU between FEMS and HSEMA.** HSEMA has requested the services of FEMS to administer the Planning, Training and Exercise Overtime (Continuation) (DCERS) project in accordance with subaward agreement 2FBUA8. Effective Date and Duration of the Agreement: September 1, 2018 to October 7, 2019. This includes the subaward period from September 1, 2018 through September 30, 2019 and the subaward liquidation period of an additional seven days.

Memoranda of Understanding Currently In Force

- **MOU between FEMS and DOH.** The MOU specifies the terms and conditions under which the DOH Institutional Review Board for the Public Health will serve as the Institutional Review Board of Record, as set forth in the terms of the agreement, for research agreements with the FEMS. The IRBPH is an administrative body established to protect the rights and welfare of human research subjects recruited to participate in research activities or data collected on human subjects conducted under the auspices of the Department of Health with which it is affiliated. The IRBPH has the authority to approve, require modifications in, or disapprove all research activities that fall within its jurisdiction, as specified by federal regulations and local institutional policy. The MOU allows the FEMS (Relying Institution) to rely on the IRBPH (Reviewing IRBPH) of the DOH (Reviewing Institution) for the review and continuing oversight of designated research studies. The terms of the agreement are applicable to the research program conducted with the FEMS. Effective Date and Duration of Agreement: The period of this MOU shall be from the date the last Party signed the MOU through April 28, 2019, unless terminated in writing by the Parties pursuant to Section XI of the agreement. The MOU shall be renewed every five years to be consistent with the Federal-wide Assurance renewal requirement of five years. The expiration date of the FWA is April 28, 2019. This MOU was entered into in Fiscal Year 2014.
- **MOU between FEMS and HSEMA.** HSEMA requested the services of the FEMS to administer the Securing the Cities (STC) project. Effective Date and Duration of Agreement: The period of the MOU is September 1, 2014 through August 31, 2016. The STC project period is from September 1, 2014 through August 31, 2019.
- **MOU between FEMS and Washington Council of Governments.** Agreement sets forth the terms for which the Washington Council of Governments will reimburse FEMS for Primary Fire Liaison positions. Effective Date and Duration of Agreement: August 1, 2018 to July 31, 2019.
- **MOA between FEMS and the Metropolitan Washington Airports Authority Fire & Rescue Department.** Agreement identifies the roles and responsibilities of course instructors teaching Aircraft Rescue Firefighter and Driver Operator courses to FEMS and MWAA members. Effective Date and Duration of Agreement: August 25, 2018 to December 31, 2021.

9. Please summarize and provide the status of all existing capital projects and those in the financial plan, including a brief description and status update, the amount budgeted by fiscal year, actual dollars spent, and any remaining balances (by type of funds).

A. Projects in Development (Design Phase)

- (1) Engine Company 27 New Facility – 4201 Minnesota Ave, NE. DGS Portfolio Division led the effort to complete the procurement of the new Engine 27 quarters at 4409 Minnesota Ave, NE. Terms have been reached, and the final contract was approved by Council on June 26, 2018. Valor Development has hired a design/build team to develop construction documents and project specifications. The project plans are expected to be submitted to DCRA for review and approval by the end of the first quarter 2019. The project will serve not only as the new home for the new EC27, but also house a new Ready Reserve facility for units East of the Anacostia River. DGS expects to be able to turn the facility over for FEMS Occupancy in the Fourth Quarter of 2020.
- (2) FEMS Fleet Maintenance Facility – DGS Construction completed POR & Cost Estimate for development/construction of a new FEMS Fleet Maintenance Facility in 2017. Funding was provided in FY19 to begin A/E services for the development of the project plans and specifications. The scope of work for 35 percent Construction Documents & Construction Specifications is in procurement and the deliverables are expected to be completed after a final determination on the site location is made.
- (3) Engine 23 Renovations – Engine 23 received its first funding allocation in FY19. To date, the monies have been utilized to develop the written scope of work and associated architectural drawings. The procurement documentation is expected to be completed by April 2019 and a contractor should be on board by June 2019.
- (4) Engine 26 New Construction – FEMS requested DGS to explore possibilities for developing a new site location for the construction of a new facility for Engine 26. DGS presented FEMS with two potential District-owned site locations within the existing E26 response area. To date, the monies have been utilized to develop the written scope of work and associated procurement document drawings. The procurement documentation is expected to be completed by May 2019 and have an Architect/Engineer team on board by June 2019. This team will be assigned the task of performing feasibility analysis and test fits of the existing site options before fully developing the Construction Documents for the site selected by FEMS for construction.
- (5) Harbor New Facility – FEMS currently has \$20M in funding for construction of a new Harbor Facility. DGS is exploring two potential options for the construction of the facility:

- a. Demolition of the currently facility and reconstruction of a new facility in the current location.
- b. Relocating the current facility to an area adjacent to the US Park Police Air Unit in Anacostia Park/Popular Point vicinity.

B. Projects in Construction

- (1) FEMS Ready Reserve Facility – DGS Portfolio Division issued procurement and awarded the contract for a new FEMS Ready Reserve Facility at 2215-2219 Adams Place, NE. The contract has been executed and approved by Council. The renovated facility will open for FEMS occupancy in FY19.
- (2) Small Cap Construction Projects
 - Projects that are funded out of LF239C that are in production and expected to be completed in FY19 include:
 - SCBA Replacement Units – Training Academy
 - Commercial W/D for PPE Gear (Phase 1) E4, E8, E11, E12, E15, E20, & Training Academy
 - Generator & Transfer Switch Installation – Training Academy
 - Commercial Kitchen Renovation – E2
 - Kitchen Appliance Upgrades & Replacement – E7, E11, E31
 - HVAC Replacement - E2
 - Window Replacement - E21
 - Apparatus Bay Door Replacement –E31
 - General Renovation – E8
 - Commercial Kitchen Renovation - E3
 - Harbor Patrol – Float Dock & Shore Line Electrical Upgrades
- (3) Future Projects (statement of work to be developed and procured):
 - Phase 2 - Commercial W/D for PPE Gear (Phase 1)
 - E22 (OLD) – Conversion of 2nd floor bunk room to (2) classroom training area

C. Projects in Closeout

- (1) Engine Company 14 – 4801 North Capitol Street. FEMS occupied the renovated facility in May 2017. The general contractor, District Veterans Contracting, Inc., filed a claim against DGS for additional monies for work completed on the job. The claim is currently before the Contracts Appeals Boards (CAB) of the District of Columbia and is expected to be resolved before the end of 2019.
- (2) Engine Company 22 – 6825 Georgia Ave, NW. FEMS occupied the new facility in March 2018. Whiting Turner is completing final O & M documentation and DGS just completed the negotiation for the final Change Order to close out the job.

In addition, please provide:

- a. An update on all capital projects concluded in FY17, FY18, and FY19, to date, including the amount budgeted, actual dollars spent, any remaining balances, and whether the project had an impact on the operating budget of the agency. If so, please provide an accounting of such impact.**

Please see attachment for Question 9(a).

- b. Please provide a list of all FEMS buildings, including the date and a brief description of the last renovation to that building. Include whether any major repairs were completed in FY18 or FY19, to date, or are planned for the remainder of FY19.**

Station	Square Ft	Built	Last Renovation
Engine 1	11,310	2017	New Station (2017)
Engine 2	35,000	1979	Sitting room, HVAC (2018)
Engine 3	2,431	1916	Station renovation (2001)
Engine 4	19,000	1976	Second Floor (2001)
Engine 5	7,200	1900	Rehab (2015)
Engine 6	18,450	1974	HVAC Replacement (2017)
Engine 7	4,200	1961	HVAC Replacement (2018), Rehab (1990)
Engine 8	10,080	1964	None
Engine 9	10,476	1967	Station renovation (2007)
Engine 10	9,761	1925	Station renovation (2010)
Engine 11	14,000	1984	New apparatus doors (2016)
Engine 12	14,330	1987	Addition/Rear training area concrete (2006)
Engine 13	11,150	2016	New Station (2016)
Engine 14	7,500	1945	Additions and Renovation (2016)
Engine 15	12,720	1969	Rear training area and Generator (2016)
Engine 16	25,900	1932	Rehab and Renovations (2016)
Engine 17	4,552	1902	Station renovation (2007)
Engine 18	10,100	1965	None
Engine 19	8,640	1911	Station rehab (2015)
Engine 20	13,472	1912	Station renovation (2006)
Engine 21	12,800	1908	New apparatus doors (2017)
Engine 22	14,052	2018	New Station (2018)
Engine 22 (old)	8,448	1897	New HVAC (2017)
Engine 23	7,408	1910	New apparatus doors (2018)/New HVAC (2015)
Engine 24	21,000	1995	none
Engine 25	10,248	1903	Station (2007)
Engine 26	6,500	1937	Water proofed basement, new sump pump system (2018)

Engine 27	5,325	1908	Renovated kitchen (2017)
Engine 28	8,864	1916	Station (2012)
Engine 29	9,436	1925	Station (2012)
Engine 30	9,240	1953	Renovated (2017)
Engine 31	11,720	1930	none
Engine 32	10,300	1957	Station (2006)
Engine 33	15,000	1987	Geothermal HVAC (2012)
Park Rd.	6,792	1901	none
Fire Boat	4,000	1989	none
TA Main	13,920	1961	Addition (1971)
TA New	15,400	2003	none
TA Class A	4,300	2010	Renovation (2010)
TA Class B	6,000	1998	none
Fleet	60,000	1959	New HVAC/New Rollup doors (2018)
Ready Reserve	19,340	2003	none

- 10. Please provide a list of all budget enhancement requests (including capital improvement needs) for FY18 and FY19, to date. For each, include a description of the need, the amount of funding requested, and whether the request was approved or denied.**

FEMS works with the Mayor's Office of Budget and Performance Management and the Deputy Mayor for Public Safety and Justice to develop our budget. The FY18 and FY19 agency budgets submitted as part of the Mayor's budget submissions reflect those efforts.

11. Please list, in chronological order, each reprogramming in FY18 and FY19, to date, that impacted the agency, including those that moved funds into the agency, out of the agency, and within the agency. For each reprogramming, list the date, amount, program and activity codes, rationale, and reprogramming number.

Please see tables, below:

PUBLIC SAFETY AND JUSTICE AGENCY					
FY 2018 REPROGRAMMING LIST					
LOCAL				Starting Budget	\$249,680,668
FISCAL YEAR	FUND	DATE	SOAR DOC #	DESCRIPTION	AMOUNT
2018	0100	10/20/2017	BJFB0163	Adjust budget from the agency purchase card budget to line-items for EMS supplies, special operations response services, and information technology services to fulfill critical on-going needs. The agency is shifting spending away from purchase card activities and onto purchase orders, which allows for better planning and accounting of spending.	(\$163,122)
2018	0100	10/20/2017	BJFB0163	Adjust budget from the agency purchase card budget to line-items for EMS supplies, special operations response services, and information technology services to fulfill critical on-going needs. The agency is shifting spending away from purchase card activities and onto purchase orders, which allows for better planning and accounting of spending.	\$163,122
2018	1734	1/29/2018	BJFB0677	Contingency Cash to meet FEMS spending pressure needs (\$4.1m for overtime; \$1,014,083 million for SAFER expiration -- 42 FTE's from May onward; \$1 million for PPE; \$364k for increased use of emergency drugs; \$300k for promotional exam.	\$6,778,083
2018	0100	4/4/2018	BJFB0290	Local funds reprogramming from EMS Patient Transport and State Safety Oversight to fund unanticipated MOUs with OLCRB, Office of the Secretary, and DCHR. Funds also reprogrammed to support training and IT.	(\$290,000)

2018	0100	4/4/2018	BJFB0290	Local funds reprogramming from EMS Patient Transport and State Safety Oversight to fund unanticipated MOUs with OLRCB, Office of the Secretary, and DCHR. Funds also reprogrammed to support training and IT.	\$290,000
2018	0100	6/22/2018	BJCOLAFB	Budget authority for FY19 COLA Allocation	\$949,237
2018	0100	6/26/2018	BJCOLACO	Budget correction to FY19 COLA allocation	(\$143,433)
2018	1734	7/24/2018	BJFB0171	Contingency cash for NHL Stanley Cup Parade and MLB All Star game	\$171,340
2018	0100	7/31/2018	BJFB00950	Reprogramming from EMS Patient Transport and Employee Wellness to the General Counsel's office for litigation settlements, and for employee training and tuition reimbursement.	(\$95,000)
2018	0100	7/31/2018	BJFB00950	Reprogramming from EMS Patient Transport and Employee Wellness to the General Counsel's office for litigation settlements, and for employee training and tuition reimbursement.	\$95,000
2018	0100	9/30/2018	BJFB2596	Funding for retro and FY18 portion of Local 36 Union Agreement	\$25,950,203
2018	1734	9/30/2018	BJCONFBO	Year-end contingency cash reduction	(\$7,789)
2018	0100	9/30/2018	BJFB1000	Year-end reprogramming from Human Support Services Cluster	\$1,000,000
2018	0100	9/30/2018	BJFB3000	Year-end reprogramming from Government Operations Cluster	\$300,000
2018	0100	9/30/2018	BJFB9000	Year-end reprogramming from Economic Development and Regulation Cluster	\$900,000
Final Budget					\$285,578,309

FEDERAL GRANT				Starting Budget	\$3,053,770
FISCAL YEAR	FUND	DATE	SOAR DOC #	DESCRIPTION	AMOUNT
2018	8200	2/14/2018	BFPS018F	Budget authority for Port Security Grant	\$ 386,297
2018	8200	2/14/2018	BFSSO18F	Budget authority for State Safety Oversight (rail safety) Grant	\$ 141,297
2018	8200	3/1/2018	BFSAFER4	Decrease SAFER grant award budget to available FY18 balance	\$ (1,135,876)
2018	8200	7/2/2018	BNFWF12	Budget authority to reclassify prior-year capital expenditures related to a National Fish and Wildlife (Green Roof) grant	\$ 38,000
2018	8200	9/5/2018	BFSAFERD	Reduce SAFER grant budget to final award and expenditure amount	\$ (104,167)

2018	8200	9/30/2018	BFSGPRD	Reduce Port Security Grant to expenditure level for carryforward into FY19	\$ (375,544)
Final Budget					\$2,003,777

INTRA-DISTRICT				Starting Budget	\$0
FISCAL YEAR	FUND	DATE	SOAR DOC #	DESCRIPTION	AMOUNT
2018	7200	11/21/2017	BI1FBUA6	Budget Authority for FEMS Administration of the Port Security Project CBRNE Detection Maintenance Continuation	\$11,040
2018	7200	12/19/2017	BIFBT18N	Budget Establishment to administer Port Security Project CBRNE Detection Maintenance	\$276,825
2018	7200	1/3/2018	BI1FBUA7	Budget Authority for FEMS Administration of the Port Security Project CBRNE Detection Maintenance Continuation	\$50,000
2018	0700	1/17/2018	BIFKFB18	Budget established for PSJC Shared Services	\$40,000
2018	0700	1/17/2018	BIFLFB18	Budget established for PSJC Shared Services	\$25,000
2018	0700	1/29/2018	BICIN18N	Budget Authority for FEMS inspection of OSSE-related childcare facilities	\$100,000
2018	9150	2/12/2018	BJFBEP18	Budget Authority for Q1 EPSF federal reimbursement	\$1,188,524
2018	0700	2/13/2018	BILSC18N	Budget Authority for DOH Inspections MOU	\$68,691
2018	0700	2/15/2018	BIDSA18N	Budget authority for DCSAA Competitions	\$12,190
2018	0700	2/15/2018	BIFCP18N	Budget authority for DOES Cadet MOU	\$493,306
2018	0700	4/9/2018	BIOUC18N	Budget authority for OUC MOU	\$8,250
2018	9150	5/2/2018	BJFBEP52	Budget authority for Q2 EPSF federal reimbursements	\$847,666
2018	0700	5/23/2018	BICFOCPR	Budget authority for DOES CPR MOU	\$8,500
2018	0700	6/11/2018	BIOIG18N	Budget authority for OIG CPR MOU	\$1,800
2018	9150	6/14/2018	BJFBEP68	April and May EPSF Federal Reimbursement	\$516,195
2018	9150	7/31/2018	BJFBESP8	Budget authority for Q3 EPSF federal reimbursements	\$225,988
2018	9150	8/21/2018	BJFBEP28	Budget authority for July EPSF federal reimbursements	\$271,811
2018	7200	8/23/2018	BIFBUA17	Budget decrease Homeland Security sub-project 1FBUA7	(\$5,652)
2018	0700	8/23/2018	BISSO18N	Budget authority DOH MOU for Enhanced State Surveillance of Opioids	\$80,783
2018	7200	9/6/2018	BI1FBST6	Budget authority for Securing the Cities HSEMA sub-grant	\$414,987

2018	0700	9/17/2018	BIESO18I	Additional budget authority for DOH MOU for Enhanced State Surveillance of Opioids	\$14,217
2018	9150	9/20/2018	BJEPSF88	Budget authority for August EPSF Federal Reimbursements	\$376,011
2018	9150	9/30/2018	BJFBPE18	Budget authority for Q4 EPSF federal reimbursements	\$712,780
2018	0700	9/30/2018	Multiple	Year-end reduction of multiple intra-District project budgets to expenditure levels.	(\$507,976)
Final Budget					\$5,230,936

Special Purpose Revenue				Starting Budget	\$1,835,684
FISCAL YEAR	FUND	DATE	SOAR DOC #	DESCRIPTION	AMOUNT
2018	6100	3/29/2018	BJFB0253	Reprogram funds from Special Events to Reimbursable Agreements	\$ (253,562)
2018	1555	3/29/2018	BJFB0253	Reprogram funds from Special Events to Reimbursable Agreements	\$ 256,562
2018	Multiple	9/30/2018	Multiple	Year-end SPR budget reductions to revenue and expenditure levels	\$ (1,077,933)
2018	1555	9/30/2018	BJUC1962	SPR Budget Reprogramming to UC0	\$ (196,260)
Final Budget					\$564,491

PUBLIC SAFETY AND JUSTICE AGENCY					
FY 2019 REPROGRAMMING LIST - THROUGH DEC 31st, 2018					
LOCAL				Starting Budget	\$256,482,742
FISCAL YEAR	FUND	DATE	SOAR DOC #	DESCRIPTION	AMOUNT
Final LOCAL Budget					\$256,482,742
FEDERAL GRANT				Starting Budget	\$0
FISCAL YEAR	FUND	DATE	SOAR DOC #	DESCRIPTION	AMOUNT
2019	8200	12/12/2018	BFPSG18F	Budget establishment for new Port Security Grant Program award	\$291,600
Final Budget					\$291,600
INTRA-DISTRICT				Starting Budget	\$259,213
FISCAL YEAR	FUND	DATE	SOAR DOC #	DESCRIPTION	AMOUNT
2019	0700	11/5/2018	BISASS19N	Budget establishment for DC State Athletic Association MOU	19,080
2019	7200	12/5/2018	BI1FBUA8	Budget establishment for Urban Areas CBRNE HSEMA sub-grant	9,881
2019	0700	12/12/2018	BIPSJ19N	Budget establishment PSJC CFO Shared Services MOU	70,000

					Final Budget	\$358,174
SPECIAL PURPOSE REVENUE					Starting Budget	\$1,762,425
FISCAL YEAR	FUND	DATE	SOAR DOC #	DESCRIPTION	AMOUNT	
					Final Budget	\$1,762,425
DONATIONS					Starting Budget	\$0
FISCAL YEAR	FUND	DATE	SOAR DOC #	DESCRIPTION	AMOUNT	
2019	8450	10/15/2018	BFAWD19D	FEMS Awards Ceremony Donation	\$1,000	
					Final Budget	\$1,000

12. Please list each grant or sub-grant received or distributed by your agency in FY18 and FY19, to date. List the date, amount, source, purpose of the grant or sub-grant received or distributed, and amount expended.

- **State Safety Oversight Grant (SSO);** Federal Transit Administration; 8/2/2018; DC-2018-010-00; Award \$175,727; No Expenditures; No FTE Dependent
- **State Safety Oversight Grant (SSO) ;** Federal Transit Administration; 8/2/2017; SSO17F; Award \$176,622; FY18 Expenditures: \$141,297.00; No FTE Dependent
- **2017 Urban Areas Security Initiative (UASI) - Planning, Training & Exercise Overtime (Continuation);** HSEMA; 9/1/2018; 1FBUA7; Award \$50,000; Expenditures: \$20,266.31; No FTE Dependent
- **2017 Urban Areas Security Initiative (UASI) - CBRNE Detection (Continuation);** 1FBUA6; HSEMA; Award \$724,960, \$11,040; Expenditures \$724,960, \$3,218.24; No FTE Dependent
- **2018 Urban Areas Security Initiative (UASI) - CBRNE Detection (Continuation);** HSEMA; 9/1/2018; 1FBUA8; Award \$658,750; Expenditures \$207,504; No FTE Dependent
- **2018 Urban Areas Security Initiative (UASI) - Planning, Training & Exercise Overtime (Continuation);** HSEMA; 9/1/2018; 2FBUA8; Award \$40,000; No Expenditures; No FTE Dependent
- **2016 Urban Areas Security Initiative (UASI) - Tactical Medical Equipment and Ballistic Protection for Fire/Rescue (CCA);** HSEMA; 9/1/2016; 4FBUA6; Award \$46,000; FY18 Expenditures \$45, 851.20; No FTE Dependent
- **2018 Urban Areas Security Initiative (UASI)- Tactical Emergency Casualty Care (TECC) Train the Trainer;** HSEMA; 9/1/2018; Award Package Pending; Award \$74,500; No Expenditures; No FTE Dependent
- **2015 Port Security Grant Program (PSGP):** Fireboat 2 Replacement; DHS/FEMA; 9/1/2015; Award \$790,000; FY18 Expenditures \$177,854.08
- **2017 Port Security Grant Program (PSGP):** Marine PPE, Marine Training, Dive Team Training & Equipment and NFPA Type II Fireboat; DHS/FEMA; 9/1/2017; Award \$515,063; FY18 Expenditures \$10,753.40; No FTE Dependent
- **2018 Port Security Grant Program (PSGP):** Maritime Storage Containers and NASBLA BOAT Certification/Training; DHS/FEMA; 9/1/2018; Award: \$388,800; No Expenditures; No FTE Dependent

- **2018 DDOT HAAS Alerting System Grant; DDOT; 10/1/2018; Award \$100,000; No Expenditures; No FTE Dependent**
- **2016 Securing the Cities (STC) Grant Program; HSEMA; 9/1/2016; Award \$414,986.74; FY18 Expenditures \$185,382.21; No FTE Dependent**
- **2014 Staffing For Adequate Fire and Emergency Response (SAFER); FEMA; 08/28/2015; EMW-2014-FH-00911; \$5,674,830; FY18 Expenditures \$1,917,244.92**

a. How many FTEs are dependent on grant funding at your agency? What are the terms of this funding? If it is set to expire, what plans, if any, are in place to continue funding the FTEs?

- 42 FTEs were associated with the federal 2014 Staffing for Adequate Fire and Emergency Response (SAFER); the agency's budget has been adjusted to absorb the FTEs and employment related costs.

13. Please list each contract, procurement, and lease, entered into, extended, and option years exercised by the agency during FY18 and FY19, to date. For each contract, please provide the following information, where applicable:

- The name of the contracting party;
- The nature of the contract, including the end product or service;
- The dollar amount of the contract, including amount budgeted and amount spent;
- The term of the contract;
- Whether the contract was competitively bid;
- The name of the agency's contract monitor and the results of any monitoring activity; and
- The funding source.

All funding sources are local. No monitoring activity to report.

Contractor's Name	Product / Service	Contract Term	Contract \$	Amount Spent	Competitive Bid?	Contract Administrator/ Monitor
Transportation Resource Assoc. (CW63015) (PO593446)	Rail Safety Consultation (Streetcar)	4/12/2018 4/12/2023	\$220,500.00	\$120,829.53	Yes Yes	AFC David Foust Gregory Johnson
Dupont Computers (PO597045)	APEX Pro Nitrile Exam Gloves	10/1/2018- 9/30/2019	\$122,087.20	\$122,087.20	Yes	Charity Keys
Praxair Distribution Mid-Atlantic (CW56797) PO594153 PO595496	Medical Oxygen Services	11/27/18- 09/30/2022	\$163,566.70 \$30,000.00		Yes	Charity Keys Jim Hanson
AMR Mid- Atlantic (CW46885) (PO594722-V2)	Definitized Contract Third Party BLS Transport	9/13/2016 – 10/10/2021	\$11,832.000	\$2,846,839.90	Yes	AFC Edward Mills
Neal R. Gross & Company (CW41453-M003)	Court Reporting	10/1/15- 9/30/2020	\$33,000.00		Yes	AFC David Foust
Purvis Systems (RK108373)	Telestaff Annual Software Maintenance	12/28/2018	\$118,000.00		Yes	Melanie Baisley
Amerian Business Supplies PO591014	Office Supplies	10/1/2018- 9/30/2019	\$100,000.00	\$99,959.75	Yes	Charity Keys
Cardinal Health MMCAP Contract CW68051 (PO599354 (PO599355))	Medications and Medical Supplies	1/25/2019- 9/30/2019	\$500,000.00 \$94,149.16		Yes- MMCAP Cooperat ive Agreeme nt	Charity Keys
Federal Resources	Hazardous	2/19/2019	\$14,429.00		Yes	Thomas Chenworth

Supply Company (CW58427) PO597340	Material Equipment Replacement	12/31/2020				AFC David Foust
Canon Solutions American Incorporated (CW42134) (PO597330)	Lease copiers, associated maintenance services and applicable accessories.	10/1/2013 - 2/28/2020	\$150,000.00	\$81,684.90	Yes - NIPA Cooperat ive Agreeme nt	Rajinder Kaur
Municipal Emergency Services (Arlington County Contract #16-064- SS) CW65598 (PO595683-V3) (597145-V2)	Mask Room	10/13/2017 - 10/13/2018	\$280,010.00 \$200,000.00	\$70,135.68	COG Contract	AFC David Foust/ DFC Gretz
Maryland Fire Equipment Corporation (CW47516) (PO594259) (PO599306)	Gear Cleaning and Repairs	11/3/2016 - 11/2/2021	\$84,600.00 \$99,500.00	\$81,700.70	Arlington County COG Contract #17-003- ITB-LW)	AFC David Foust/ DFC Gretz

14. Please list all pending lawsuits that name the agency as a party. Identify which cases on the list are lawsuits that potentially expose the District to significant financial liability or will result in a change in agency practices, and describe the current status of the litigation. Please provide the extent of each claim, regardless of its likelihood of success. For those identified, please include an explanation about the issues involved in each case.

Lawsuit Caption		Extent of Claim / Explanation of Issues	Potential Significant Risk
U.S. District Court			
1	McCrea v. District of Columbia, 16-cv-0808 (U.S. District Court).	Employment discrimination, civil rights, and ADA lawsuit based on the way the Retirement Board processed Plaintiff's retirement. Plaintiff seeks an unspecified amount of damages.	N
2	Cauthen v. District of Columbia, 18-cv-0904 (U.S. District Court).	Title VII and D.C. Human Rights Act retaliation lawsuit based on the Department's termination of its employment relationship with Plaintiff. Plaintiff seeks an unspecified amount of damages.	N
D.C. Circuit Court			
N/A			N
D.C. Superior Court			
3	Steve Steinberg v. District of Columbia, 2013 CA 5267 (D.C. Superior Court)	Rule 1 appeal of Department's decision to terminate its employment relationship with Plaintiff. Plaintiff seeks an unspecified amount of damages.	N
4	Sherman Ashe v. District of Columbia, 2017 CA 4272 (D.C. Superior Court)	Auto accident case. Plaintiff was a passenger in a metro bus that collided with a Department vehicle on an emergency run. Plaintiff seeks an unspecified amount of damages.	N
5	Katrina Meza v. District of Columbia, 2018 SC3 3578 (D.C. Superior Court)	Auto accident case. Small claims Plaintiff alleges that her vehicle was struck by a Department vehicle. Plaintiff seeks an unspecified amount of damages.	N
6	Rosalinda Hodges v. District of Columbia, 2018 CA 8058 (D.C. Superior Court)	Plaintiff alleges that EMS providers mishandled her during transport, dropping her from the gurney as well as dropping the gurney onto her. Plaintiff seeks an unspecified amount of damages.	N
D.C. Court of Appeals			
7	Kimberly McCain v. District of Columbia, 17-CV-248 (D.C. Court of Appeals)	Claimant challenges Superior Court and Office of Employee Appeals affirmance of Department decision to terminate its employment relationship with Claimant.	N

15. Please list all settlements entered into by the agency or by the District on behalf of the agency in FY18 or FY19, to date, and provide the parties' names, the amount of the settlement, and if related to litigation, the case name and a brief description of the case. If unrelated to litigation, please describe the underlying issue or reason for the settlement (e.g. administrative complaint, etc.).

Name		Description	Settlement Amount
1	<u>Manu Kennedy v. District of Columbia</u> , 13-cv-1384 (U.S. District Court).	This case involves allegations that the Department's facial hair policy — even for African Americans suffering from facial hair related skin disease — violates Title VII, the Americans with Disabilities Act and 42 USC § 1981.	\$ 250,000.00
2	<u>Gene Ryan v. District of Columbia</u> , 14-cv-0294 (U.S. District Court).	Plaintiff asserts First Amendment and DC Whistleblower retaliation claims based on allegations that he was denied promotion and specialized training in retaliation for alleged disclosures made about Agency practices.	\$ 15,000.00
3	<u>John Pignataro v. District of Columbia</u> , OEA Matter No. 1601-0041-18	Petition for Appeal filed to challenge Department's decision to terminate its employment relationship with claimant. Matter is resolved upon claimant's acceptance of resignation in lieu of termination.	\$ 0.00

16. Please list the administrative complaints or grievances that the agency received in FY18 and FY19, to date, broken down by source. Please describe any changes to agency policies or procedures that have resulted from complaints or grievances received. For any complaints or grievances that were resolved in FY18 or FY19, to date, describe the resolution.

Type	Agency	FY18	FY19	Notes
Administrative Complaints	Equal Employment Opportunity (EEO) Office	7		Complaint filed with EEOC alleging religious discrimination and retaliation. The case involves an employee who is Muslim and refuses to shave his beard so that it complies with safety standards. The employee was removed from Operations and assigned to a full-time day position with same pay and benefits. EEOC dismissed the suit but the employee filed a motion to reconsider. The case is still pending with EEOC on the Motion for Reconsideration.
				Complaint filed with EEOC alleging race, sex and retaliation for discipline that she received and removal from the station that she worked. This case is still pending with EEOC.
				Complaint filed by an African American female recruit with EEOC alleging retaliation, harassment, unlawful discipline, intimidation and constructive discharge based on race and gender. EEOC dismissed the case based on no probable cause.
				Complaint was filed with the Office of Human Rights (OHR) alleging a violation of the Fair Criminal Record Screening Amendment Act. The Department submitted a Motion to Dismiss and the case is pending with the OHR.
				Complaint was filed with OHR by a White Officer who alleged race discrimination because he was unlawfully transferred and believed that he was verbally attacked by the EEO Officer conducting an investigation. The case was settled non-monetarily.
				Complaint was filed with the OHR by an African American Officer alleging race, sex, retaliation based on allegations that he was transferred to another station and that the Department engages in disparate treatment when disciplining Blacks and Whites. This case is pending.
				Complaint was filed with the OHR alleging retaliation and disability. The case was dismissed by the OHR.
			1	In FY19, there was 1 formal complaint filed with EEOC by a recruit who was terminated from the Department. He is alleging a violation of ADA. This case is still pending.

Administrative Complaints	Office of Human Rights (OHR) / Equal Employment Opportunity Commission (EEOC)	0	0	
Administrative Complaints	Public Employee Relations Board (PERB)	0	0	
Grievances	Internal	23	1	<p>The Department developed a new procedure for Department members to appeal adverse performance-of-duty injury determinations. IAFF Local 36 filed a grievance on this issue while negotiations were pending and the grievance was closed with the agreement on the new procedure.</p> <p>The other grievances in FY18 were either granted, denied, or resolved by correcting compensation and leave errors, giving credit for promotional exam question errors, and conducting a new promotional exam.</p> <p>The one grievance filed in FY19 is pending resolution.</p>

17. Please list and describe and complaints or allegations of sexual harassment or other forms of sexual misconduct received by the agency in FY18 and FY19, to date, whether or not those complaints or allegations were resolved.

In FY18, one sexual harassment complaint was filed regarding a sexually-explicit drawing viewable by other employees. The employee was ordered to take sexual harassment prevention training. The Department received one complaint of sexual harassment at the Training Academy. This claim was reviewed by the Department's EEO Officer and found to be unsubstantiated.

In the first quarter of FY19, one sexual harassment complaint was filed alleging inappropriate conduct, including comments of a sexual nature, and display of sexually-explicit pictures and video by a superior. The superior was removed from Operations, pending the completion of the investigation and report. The case is not yet resolved.

In compliance with Mayor's Order 2017-313, the Agency designated Kim McDaniel as the Sexual Harassment Officer (SHO) and India Daniels as the backup SHO. In FY18, the Agency trained 1000+ employees, including all of its managers and officers, in compliance with the Mayor's Order, and issued a new sexual harassment policy to conform to the Mayor's directive.

18. Please list and describe any ongoing investigations, audits, or reports on or of the agency, or any investigations, studies, audits, or reports on the agency that were completed in FY18 and FY19, to date.

There is an outstanding case from FY18 involving a code of conduct violation, violation of administrative policies, and overtime fraud currently under investigation by the OIG and BEGA.

In FY18, the Office of the Inspector General (OIG) conducted an audit on the AMR contract as one of its FY18 regularly scheduled audits. The OIG is currently conducting a follow-up audit on the FY18 audit.

- 19. Please describe any spending pressures the agency experienced in FY18 and any anticipated spending pressures for the remainder of FY19. Include a description of the pressure and the estimated amount. If the spending pressure was in FY18, describe how it was resolved, and if the spending pressure is in FY19, describe any proposed solutions.**

Please see table, below:

FY 2018 SPENDING PRESSURE LIST		
DESCRIPTION	PROPOSED SOLUTION	AMOUNT
FEMS had a \$1,014,083 pressure due to shifting 42 firefighter paramedics from the expiring SAFER grant onto the Local budget.	On January 30, 2018, the Mayor and Office of Budget and Planning submitted to Council a "Notice of FY 2018 Allocation and Use of Contingency Cash Reserve Fund Budget Authority" which allocated Contingency Cash Reserve funds sufficient to cover the spending pressure.	1,014,083.00
FEMS had a \$1,000,000 pressure due to the need to purchase additional Personal Protective Equipment.	Same as above.	1,000,000.00
FEMS had a \$364,000 pressure due to the need to purchase additional emergency drugs.	Same as above.	364,000.00
FEMS had a \$300,000 pressure due to the promotional exam, which is contractually obligated to occur in FY18.	Same as above.	300,000.00
FEMS experienced increased overtime due to back-filling seats for Operations Division staff out on Paid Family Leave (PFL). The estimated shortfall totaled \$6.3M. Historically, the Department accounted for OT costs due to PFL with vacancy savings, but in FY18 the new District-wide policy on vacancy savings (5% for FEMS given its large size) meant that sufficient vacancy savings were no longer available to absorb the cost.	On January 30, 2018, the Mayor and Office of Budget and Planning submitted to Council a "Notice of FY 2018 Allocation and Use of Contingency Cash Reserve Fund Budget Authority" which allocated Contingency Cash Reserve funds sufficient to cover \$4.1M of the spending pressure. Subsequently, in Q4 FY18, FEMS requested and was approved for a reprogramming of \$2.2M from the Human Support Services, Economic Development and Regulation, and Government Operations clusters. The reprogramming was submitted 10/26/2018, subsequently approved, and entered in SOAR on 11/6/18 (with effective date 9/30/18)	6,300,000.00
TOTAL SPENDING PRESSURE		8,978,083.00

FEMS will work with the Office of Budget and Performance to identify and address any FY19 spending pressures as they arise.

- 20. Please provide a copy of the agency's FY18 performance plan. Please explain which performance plan objectives were completed in FY18 and whether they were completed on time and within budget. If they were not, please provide an explanation.**

Please see the attachment for Question 20. All of the initiatives in the Department's performance plan are within the Department's budget.

21. Please provide a copy of your agency's FY19 performance plan as submitted to the Office of the City Administrator.

Please see the attachment for Question 21.

22. Please describe any regulations promulgated by the agency in FY18 or FY19, to date, and the status of each.

The Department did not promulgate any regulations in FY18 or FY19, to date.

- 23. Please provide a list of all studies, research papers, reports, and analyses that the agency prepared or for which it contracted in FY18 and FY19, to date. Please state the status and purpose of each. Please submit a hard copy to the Committee if the study, research paper, report, or analysis is complete.**

The Lab @ DC is conducting a study on the first year of the *Right Care, Right Now* Nurse Triage Line. This report is expected during FY19.

- 24. Please separately list each employee whose salary was \$100,000 or more in FY18 and FY19, to date. Provide the name, position number, position title, program, activity, salary, and fringe. In addition, state the amount of any overtime or bonus pay received by each employee on the list.**

Please see the attachment for Question 24.

25. Please list in descending order the top 25 overtime earners in your agency in FY18 and FY19, to date, if applicable. For each, state the employee's name, position number, position title, program, activity, salary, fringe, and the aggregate amount of overtime pay earned.

Please see tables, below:

FY18 - FEMS TOP 25 OVERTIME EARNERS							
Name	Posn Nbr	Title	Prgm Code	Salary	Fringe	Overtime	FTE
Costello,Craig B	00027465	Battalion EMS Supervisor (Capt)	4402	113,340.00	20,344.53	136,973.59	1.00
Boling Jr.,Joseph D	00017577	LIEUTENANT PARAMEDIC	3102	117,543.00	21,098.97	118,436.92	1.00
Gee,Dana D	00035037	FIREFIGHTER PARAMEDIC	3102	91,629.00	16,447.41	115,356.90	1.00
Watson,Johnetta E	00025258	Battalion EMS Supervisor (Capt)	7402	124,494.00	22,346.67	114,106.58	1.00
Timmons,Michael D	00022804	CAPTAIN PARAMEDIC	4402	124,494.00	22,346.67	113,524.38	1.00
Lewis,Angel M	00014798	CAPTAIN PARAMEDIC	4402	124,494.00	22,346.67	101,364.58	1.00
Streat,Jonathan E	00024932	CAPTAIN PARAMEDIC	4402	130,153.00	23,362.46	100,321.39	1.00
Paramore,Reginald K	00017283	CAPTAIN PARAMEDIC	4402	112,977.00	20,279.37	95,109.58	1.00
Clark,Lawrence L	00025677	LIEUTENANT	3102	109,111.00	19,585.42	89,140.21	1.00
Bell,Ricardo A	00019174	FIREFIGHTER PARAMEDIC	3102	87,645.00	15,732.28	88,440.49	1.00
Turner,Stephen J	00033867	FIREFIGHTER / PARAMEDIC	3102	91,629.00	16,447.41	78,376.07	1.00
Clary Jr.,Alfonso C	00022306	FIREFIGHTER TECH	3102	82,268.00	14,767.11	77,736.12	1.00
Rucker,Tomi	00023142	FIRE ARSON INVESTIGATOR ARMED	7203	90,575.00	16,258.21	76,702.39	1.00
Freeman,Micheal K.	00003695	SERGEANT	3102	84,727.00	15,208.50	75,025.73	1.00
Thorpe,Anthony D	00017633	LIEUTENANT	3101	109,111.00	19,585.42	73,199.66	1.00
Hall,Richard W	00005651	PARAMEDIC FIREFIGHTER	3102	69,412.00	12,459.45	68,469.83	1.00
Dipietro,David J	00008978	MARINE ENGINEER	3307	117,464.00	21,084.79	68,183.56	1.00
Ruiz,Rosalio	00022877	LIEUTENANT PARAMEDIC	3102	97,352.00	17,474.68	67,352.57	1.00
Hayes Jr.,Bernie	00028790	Battalion EMS Supervisor (Capt)	4402	108,118.00	19,407.18	66,747.13	1.00
LAMMERT,PHILIP E	00013739	Battalion EMS Supervisor (Capt)	4402	98,241.00	17,634.26	64,194.39	1.00
Matthews,Steven L	00026581	FIREFIGHTER TECH	3103	86,008.00	15,438.44	64,126.16	1.00
Lipton,Jeffrey	00007366	Battalion EMS Supervisor (Capt)	4402	124,494.00	22,346.67	61,695.65	1.00
Woodstock,Ferrol N	00017892	PARAMEDIC	4402	73,512.00	13,195.40	61,676.27	1.00
Halsey,Thomas R	00019115	FIREFIGHTER PARAMEDIC	3102	91,629.00	16,447.41	60,974.67	1.00
Holmes,Christopher Y.	00017393	LIEUTENANT	3303	99,623.00	17,882.33	60,588.52	1.00
GRAND TOTAL				2,560,043.00	459,527.72	2,097,823.34	25

FY19 - FEMS TOP 25 OVERTIME EARNERS							
Name	Posn Nbr	Title	Prgm Code	Salary	Fringe	Overtime	FTE
Boling Jr.,Joseph D	00017590	CAPTAIN PARAMEDIC	3102	137,013.00	25,895.46	32,636.91	1.00
Freeman,Micheal K.	00006979	SERGEANT AIDE	3102	93,517.00	17,674.71	30,094.94	1.00
Costello,Craig B	00027465	Battalion EMS Supervisor (Capt)	4402	137,410.00	25,970.49	28,817.71	1.00
Turner,Stephen J	00033867	FIREFIGHTER / PARAMEDIC	3102	101,136.00	19,114.70	27,633.44	1.00
Timmons,Michael D	00022804	CAPTAIN PARAMEDIC	4402	137,410.00	25,970.49	27,191.12	1.00
Streat,Jonathan E	00024932	CAPTAIN PARAMEDIC	4402	143,656.00	27,150.98	23,905.90	1.00
Lane,John W	00004721	FIREFIGHTER TECH	3103	99,060.00	18,722.34	23,696.42	1.00
Clary Jr.,Alfonso C	00022306	FIREFIGHTER TECH	3102	90,805.00	17,162.15	22,983.08	1.00
Paramore,Reginald K	00017283	CAPTAIN PARAMEDIC	4402	130,702.00	24,702.68	22,064.40	1.00
Ellis III,Thaddeus	00023282	FIREFIGHTER TECH	3103	94,933.00	17,942.34	20,928.29	1.00
Lewis,Angel M	00011370	Battalion EMS Supervisor (Capt)	5401	137,410.00	25,970.49	20,832.05	1.00
Edwards,Andre L	00023718	CAPTAIN PARAMEDIC	3307	113,654.00	21,480.61	20,700.95	1.00
Thorpe,Anthony D	00017633	LIEUTENANT	3101	120,431.00	22,761.46	20,376.76	1.00
Holmes,Christopher Y.	00005176	CAPTAIN	3102	116,603.00	22,037.97	20,112.23	1.00
Watson,Johnetta E	00025258	Battalion EMS Supervisor (Capt)	7402	143,656.00	27,150.98	20,101.07	1.00
Washington,Jane N	00036620	PARAMEDIC	4402	73,739.00	13,936.67	18,956.13	1.00
Bouknight,Anthony J	00017273	CAPTAIN PARAMEDIC	7402	143,656.00	27,150.98	17,720.98	1.00
Taylor,Rodney L	00014641	FIRE ARSON INVESTIGATOR ARMED	7203	104,517.00	19,753.71	17,404.00	1.00
Schaffer,Richard D	00004183	MARINE PILOT	3307	124,252.00	23,483.63	17,382.12	1.00
Chung,Daniel S	00088480	FIREFIGHTER PARAMEDIC	3102	63,664.00	12,032.50	16,493.78	1.00
Gee,Dana D	00035037	FIREFIGHTER PARAMEDIC	3102	105,533.00	19,945.74	16,479.93	1.00
Moore,Jason R	00024632	CAPTAIN	3102	116,603.00	22,037.97	16,074.22	1.00
Lehan,Edwin M	00023569	SERGEANT PARAMEDIC	3102	121,936.00	23,045.90	16,059.76	1.00
Bell,Ricardo A	00019174	FIREFIGHTER PARAMEDIC	3102	96,738.00	18,283.48	15,947.78	1.00
LAMMERT,PHILIP E	00013739	Battalion EMS Supervisor (Capt)	4402	113,654.00	21,480.61	15,868.96	1.00
GRAND TOTAL				2,861,688.00	540,859.03	530,462.93	25

- 26. For FY18 and FY19, to date, please provide a list of employee bonuses or special pay granted that identifies the employee receiving the bonus or special pay, the amount received, and the reason for the bonus or special pay.**

FY	Employee	Reason	Amount
FY18	Erika Evans	Employee Performance Allowance	\$10,971
FY18	DeAngela Magruder	Employee Performance Allowance	\$4,498
FY18	Rudy Chounoune	Attorney Performance Bonus, pursuant to CBA	\$1,826

27. Please provide each collective bargaining agreement that is currently in effect, and differs from that submitted last year, for agency employees. Please include the bargaining unit and the duration of each agreement. Please note if the agency is currently in bargaining and its anticipated completion.

The Department is not currently in negotiations with the International Association of Fire Fighters Local 36 as the CBA is effective for the period of October 1, 2015 through September 30, 2020.

The American Federation of Government Employees Local 3721 working conditions agreement expired in FY 1990; negotiations are expected to be completed in FY19. The Compensation Units 1 and 2 CBA, of which AFGE Local 3721 is a member, is effective for the period of October 1, 2017 through September 30, 2021.

The District of Columbia Nurses Association compensation agreement expired in FY17; negotiations are expected to be completed in FY19. The DCNA working conditions CBA is effective for the period of October 1, 2017 through September 30, 2020.

Please see the following website link to access current Collective Bargaining Agreements:
<https://fems.dc.gov/node/1382236>.

28. If there are any boards, commissions associated with your agency, please provide a chart listing the names, confirmation dates, terms, wards of residence, and attendance of each member. Include any vacancies.

As we reported last year, the Department is “associated with” many boards, commissions and task forces, however, it chairs only one – the Integrated Healthcare Collaborative (IHC). We can only provide the detailed information requested for the IHC.

The Integrated Healthcare Collaborative (IHC) Task Force last convened in 2018. The group came together in April 2016 and met throughout the spring and summer to address the large percentage of calls to 911 for non-emergency medical care and transport to hospitals. These types of transports overburden the EMS response network and reduce the availability of resources to respond to true emergencies. The recommendations in the IHC report released in 2017 seek to put the District on the path to solving this long-term problem in ways that will result in better outcomes for patients. The IHC includes members representing each of the three Managed Care Organizations (MCOs) (Amerihealth Caritas, Medstar Family Choice and Trusted); the DC Primary Care Association; DC Hospital Association; Department of Health Care Finance; Department of Health; Executive Office of the Mayor; DC Office of Unified Communications; DC Office on Aging; and FEMS.

During 2017, the IHC Collaborative Task Force met and formally agreed to move forward with the recommendation to implement and operationalize the Nurse Triage Line (NTL) within 911. The group was then divided into three sub working groups (Transportation, Connection to Care, and NTL) with the aim of fleshing out all necessary components required for a successful NTL implementation. Using the information and work produced by these three working groups, an additional three working groups (NEMT Process Development, Clinic Capacity Development, and Outreach and Education group) were convened in 2017 and 2018 with the aim to develop the business process by which the NTL would be operationalized. The latter three working groups continued to meet until the launch of the NTL on April 19, 2018.

Below are the names and organizations of the participants for the two workgroups.

Name	Organization	Workgroup	Attended
Cha'Bria Carter	Trusted Healthcare	NTL-NEMT	Yes
Jennifer Jarrell	Amerigroup	NTL_NEMT	Yes
Ahna Millat	Trusted Healthcare	NTL_NEMT	Yes
Stephanie Hafiz	AmeriHealth	NTL_NEMT/ Clinic Capacity	Yes
Liza Nash	Trusted Health Care	NTL_NEMT	Yes
Rosalyn Stephens Carr	Medstar Family Choice	NTL_NEMT	Yes
Jackie Peat	MTM	NTL_NEMT	Yes
Matt McCormick	Access2Care	NTL_NEMT/ Clinic Capacity	Yes
Sam Brown	AMR	NTL_NEMT/ Clinic Capacity	Yes
Robert Holman	DCFEMS	NTL_NEMT/ Clinic Capacity	Yes
Clothida Nwaete	DCFEMS	NTL_NEMT/ Clinic Capacity	Yes
Sara Roque	DCFEMS	NTL_NEMT/ Clinic Capacity	Yes
Lydia Venegas	DCFEMS	NTL-NEMT/ Clinic Capacity	Yes
Claudia Schlosberg	DHCF	NTL_NEMT	Yes

Shirley Allen	DC Health	NTL_NEMT	Yes
Jeff Wobbleton	OUC	NTL_NEMT/ Clinic Capacity	Yes
Ingrid Bucksell	OUC	NTL_NEMT/ Clinic Capacity	Yes
Aretha Lyles	Local 3721	NTL_NEMT/ Clinic Capacity	Yes
Teddy Kavalieri	OUC	NTL_NEMT	Yes
Ernestine Johnson	Trusted	NTL_NEMT/ Clinic Capacity	no
Doug Buchanan	DCFEMS	NTL_NEMT/ Clinic Capacity	Yes
Lauren Reynolds	AmeriHealth	NTL_NEMT/ Clinic Capacity	Yes
Chaz Jenkins	Trusted	NTL_NEMT/ Clinic Capacity	Yes
Joe Papariello	Local 36	NTL_NEMT/ Clinic Capacity	No
Cynthiana Lightfoot	EMSAC	Clinic Capacity	Yes
Ingrid Anderson	Mary's Center	Clinic Capacity	Yes
Tracy Harrison	Unity Healthcare	Clinic Capacity	Yes
Antonio Lacey	DHCF	NTL_NEMT	Yes
Felicia Sears	DHCF	NTL_NEMT/ Clinic Capacity	Yes
Victoria Roberts	Community of Hope	Clinic Capacity	Yes
Zarvi Bree Sanders	Community of Hope	Clinic Capacity	Yes
Michael Serlin	Family Medical Center	Clinic Capacity	Yes
Isatu Succoth	Family Medical Center	Clinic Capacity	Yes
Sarah Ludmer	Whitman Walker Health	Clinic Capacity	Yes
Jessica Estrada	Whitman Walker Health	Clinic Capacity	Yes
Rachel McLaughlin	Whitman Walker Health	Clinic Capacity	Yes
Randi Abramson	Bread for the City	Clinic Capacity	Yes
James Betz	MFA	Clinic Capacity	Yes
Chrysanthi Hatzimasoura	Lab@DC	NTL_NEMT/ Clinic Capacity	Yes
Luizilda S. DeOliveira	La Clinica De Puebla	Clinic Capacity	Yes
Gwendolyn Young	DCHA	NTL_NEMT/ Clinic Capacity	Yes
Patricia Quin	DCHA	NTL_NEMT/ Clinic Capacity	Yes

The Department is not directly responsible for any official boards or commissions.

29. Please list all reports or reporting currently required of the agency in the District of Columbia Code or Municipal Regulations. Provide a description of whether the agency is in compliance with these requirements, and if not, why not (e.g. the purpose behind the requirement is moot, etc.).

STATUTES	REPORTING REQUIREMENT	COMPLIANCE
Occupational Accidents (D.C. Code § 1-620.08)	Each agency shall keep adequate records of all occupational accidents and illnesses occurring within the agency for proper evaluation and necessary corrective action and make statistical or other reports as the Mayor may require by rules and regulations.	YES
Performance Report (D.C. Code § 1-614.13)	(a) Not later than January 1, 1997, and on January 15th in subsequent years, each agency of the District of Columbia government shall develop and submit to the Council of the District of Columbia a performance report covering all major programs of the agency. (b) The performance report shall indicate, for each performance measure stated in the previous fiscal year's performance plan, the actual level of performance as compared to the stated goal or objective for performance. The performance report shall also state the name and position of the management employee or employees most directly responsible for the achievement of each performance measure, and the immediate supervisor or superior of the management employee or employees.	YES
Confidential Financial Disclosure (D.C. Code § 1-1162.25)	(c) On or before April 15th of each year, each agency head shall designate the persons in the agency required to submit a confidential report by name, position, and grade level, and shall supply this list to the Ethics Board and the D.C. Ethics Counselor on or before May 1st of each year.	YES

<p>Expenditure Report (D.C. Code § 2-218.53)</p>	<p>(a) Each agency shall submit a quarterly report to the Department and to the District of Columbia Auditor within 30 days after the end of each quarter, except for the 4th quarter report. The 4th quarter and annual report shall be submitted together. When submitting a quarterly report, the agency shall list each expenditure as it appears in the general ledger from the expendable budget of the agency during the quarter. For each expenditure, the report shall include:</p> <ol style="list-style-type: none"> (1) The name of the vendor from which the goods or services were purchased; (2) The vendor identification number; (3) A description of the goods or services provided; (4) Whether the vendor was a small or certified small business enterprise; (5) The funding source for the expenditure (local, federal, capital, or other); (6) The date of the expenditure; (7) The dollar amount of the expenditure; and (8) The percentage of the agency's total dollar amount of expenditures in the quarter to all small business enterprises and certified business enterprises. <p>(a-1) In addition to the report of prime contracting activity required by subsection (a) of this section, each agency shall also submit to the Department and the Office of the District of Columbia Auditor within 30 days of the end of each quarter, a report on a contract basis of payments made by beneficiaries to subcontractors that are certified business enterprises and such payments shall be reported against the amounts included in the approved detailed certified business enterprise subcontracting plan.</p> <p>(b) Each agency shall submit to the Department and the District of Columbia Auditor, within 30 days of the issuance of the Comprehensive Annual Financial Report, an annual report listing each expenditure as it appears in the general ledger from the expendable budget of the agency during the fiscal year which shall include:</p> <ol style="list-style-type: none"> (1) The information required to be included in the quarterly reports (with calculations for the fiscal year); (2) A description of the activities the agency engaged in, including the programs required by this part, to achieve the goals set forth in § 2-218.41; and (3) A description of any changes the agency intends to make during the succeeding fiscal year to the activities it engages in to achieve the goals set forth in § 2-218.41. 	<p>YES</p>
---	--	-------------------

Third Party Ambulance Authority (D.C. Code §5-401)	<p>Within 4 months after the date of a contract awarded pursuant to subsection (b)(2) of this section, and biannual thereafter, the Department shall submit a report to the Council that includes the following information:</p> <ul style="list-style-type: none"> (1) Activity by the Department to educate the public on the proper use of emergency requests for service; (2) The number of Department employees hired after a contract award and their residency; (3) An evaluation of pre-hospital medical care and transportation fees considering the reasonableness of the fees, the public interest, and the persons required to pay the fee; (4) The number of ambulances added to the Department's frontline and reserve fleet after the date of a contract award, including whether these ambulances are replacing or supplementing the current fleet; (5) The number of emergency medical services personnel training hours provided, including all pediatric training conducted pursuant to a memorandum of understanding between the Department and the pediatric training entity; (6) The average time that the Department's ambulances remained out of service while waiting to transfer the care of a patient to a healthcare facility; and (7) The number of patients who used the Department's transport service twice or more during the reporting period, including the number of times the patient used transport services during the previous 12 months. 	<p>YES</p>
Outstanding Efficiency (D.C. Code § 5-501.01)	<p>[T]he Chief of Police and the Fire Chief of the Fire Department shall select and report to the Mayor from time to time the names of privates and sergeants in each Department who by reason of demonstrated ability may be considered as possessed of outstanding efficiency, and the Mayor is authorized and directed to grant to not exceeding 10% of the authorized strength, respectively, of such privates and sergeants in each Department additional compensation at the rate of \$5 per month; provided further, that the Mayor may withdraw such compensation at any time and remove any name or names from among such selections.</p>	<p>1930 statute. This is not a practice of the Department.</p>

Presumptive Disability (D.C. Code § 5-655.02)	<p>By January 31, 2018, and by January 31 of each subsequent year, the Department, in coordination with the Police and Fire Clinic, shall submit an annual report to the Council that contains the following information from the preceding calendar year:</p> <ol style="list-style-type: none"> (1) The total number of claims made by members in which a presumption was created under § 5-652; (2) The total number of claims made by EMS employees in which a presumption was created under § 5-652; (3) The total number of claims made by members in which a presumption was created under § 5-653; (4) The total number of claims made by EMS employees in which a presumption was created under § 5-653; (5) The total number of claims made by members in which a presumption was created under § 5-654; and (6) The total number of claims made by EMS employees in which a presumption was created under § 5-654. 	YES
Misconduct and Grievances (D.C. Code § 5-1032)	<p>The Chief of Police and the Fire Chief shall, not later than January 15 of each calendar year, beginning in 2006, deliver a report to the Mayor and the Council concerning misconduct and grievances filed by or against members of their respective departments. The report shall contain:</p> <ol style="list-style-type: none"> (1) The number of individuals, of all rank and services, investigated and disciplined for misconduct, categorized by the nature of the misconduct allegations, the nature of those misconduct allegations that are substantiated, and the discipline given for substantiated allegations; and (2) The number of formal grievances filed by individuals, including complaints filed with each agency's Equal Employment Opportunity Officer, categorized by the nature of the grievance filed and the nature of those grievances that are substantiated. 	YES

Smoke and Carbon Monoxide Detector and Battery Program (D.C. Code § 6-751.05b)	<p>(a)(1) No later than December 31st of each year, the Mayor shall provide to the Council an annual report on the smoke and carbon monoxide detector and battery program for the previous fiscal year.</p> <p>(2) The annual report on the smoke and carbon monoxide detector and battery program may be included in an annual report of the Fire and Emergency Medical Services Department if the annual report is issued by December 31st following the end of the fiscal year.</p> <p>(b) The annual report shall include the following information, pertaining to the fiscal year:</p> <ul style="list-style-type: none"> (1) Number of smoke and carbon monoxide detectors installed; (2) Amount of monetary donations received; (3) Amount of in-kind donations received; (4) Number of hours contributed by Fire and Emergency Medical Services Department personnel in developing and implementing this program; (5) Statistics on the number of fires in the District, including information on the number of fires with no smoke detectors or less than fully functional smoke detectors; and (6) Additional information regarding the effectiveness of the program. 	<p>YES. In prior years, the Department has reported this data through its Key Performance Indicators. Beginning in 2019, a standalone report will be submitted to Council.</p>
Financial Reporting (D.C. Code § 47-355.05)	<p>(a-1) Each Agency Financial Officer (“AGO”) shall submit quarterly reports to the Chairperson of the Council committee that has purview over the AGO's agency. Each report shall include the agency's actual expenditures, obligations, and commitments, organized by source of funds, and compared to their approved spending plan. The report shall be accompanied by the AGO's analysis of spending patterns and of the steps taken to assure that spending remains within the approved budget.</p>	<p>YES</p>

REGULATIONS	REPORTING REQUIREMENT	COMPLIANCE
1 DCMR § 413.4	Each agency shall also maintain records permitting annual reporting of the following information: (a) Total number of requests made to the agency; (b) The number of requests granted and denied, in whole or in part; (c) The number of times each exemption was invoked as the basis for non-disclosure; (d) The names and titles or positions of each person responsible for the denial of records and the number of instances each person was involved in a denial; and (e) The amount of fees collected, and the amount of fees for duplication and search waived by the agency.	YES
1 DCMR § 413.5	On or before the 31st day of December of each year, each agency shall compile and submit to the Secretary its report covering the fiscal year concluded the preceding September 30th pursuant to the provisions of this section and on other matters relating to agency compliance with the terms of the Act.	YES
3 DCMR § 5704.2	On or before April 15 th of each year, each agency head shall designate the persons in the agency required to submit a confidential report by name, position, and grade level, and shall supply this list to the Ethics Board and the D.C. Ethics Counselor on or before May 1 st of each year. Notice to and designation of required FDS filing employees shall be done in a manner consistent with 6 DCMR § 1800.	YES
4 DCMR § 1611.2	After an initial compliance review in FY 2010, OHR shall determine each agency's compliance with the DCFMLA on a quarterly basis. Beginning with the first quarter in FY 2011, a quarterly assessment of the factors contained in § 1611.1 shall be conducted by each agency's director or his or her designee, and a report thereof shall be sent to OHR. OHR shall make an end of the fiscal year assessment of the quarterly reports and submit the results to the City Administrator.	YES
6-B DCMR § 847	Each agency shall report to the personnel authority, in the manner and at such time as the personnel authority may prescribe, personnel information relating to positions and employees in the Career Service.	YES

6-B DCMR § 1810.4	<p>For purposes of public reporting and confidential financial disclosures:</p> <p>(a) Each agency head shall provide to BEGA, no later than March 1st of each year, a list of all public officials within the agency, as defined by the Ethics Act. The list shall include the name, title, position, grade, home address, work email address (or personal email address if available and the employee no longer works for the agency), and work telephone number (or personal telephone number if available and the employee no longer works for the agency).</p> <p>(b) Each agency head shall identify any employee other than a public official, who advises, makes decisions or participates substantially in areas of contracting, procurement, administration of grants or subsidies, developing policies, land use planning, inspecting, licensing, policy-making, regulating or auditing, or acts in areas of responsibility that may create a conflict of interest or appearance of a conflict of interest as determined by the appropriate agency head. Advisory Neighborhood Commissioners shall also file the report required by this section.</p> <p>(c) On or before April 15th of each year, each agency head shall notify each designated person ("designees") in the agency of their requirement to submit a confidential disclosure of financial information ("confidential report") pursuant to Paragraph (a) of this subsection.</p> <p>(d) On or before May 1st of each year, each agency head shall supply the list of designees to the Office of Government Ethics.</p> <p>(e) Each designee shall file with their agency head a report containing a full and complete statement of the information required by D.C. Code § 1-1162.24 on or before May 15th of each year.</p>	YES
6-B DCMR § 1810.9	The agency head or his or her designee shall review each employee's confidential report and each supplementary statement and, on or before June 1st of each year, shall certify or otherwise report to the Office of Government Ethics, indicating whether or not designees have filed the required report, and if not, shall provide a list of those designees who have failed to submit the required report. This report shall include information about successful and pending designation appeals.	YES
7 DCMR § 2002.3	Each agency shall record and report all accidents involving fatalities, serious injuries or expensive property damage, estimated at one thousand dollars (\$1,000) or over. All accidents shall be verbally reported to the Office immediately.	YES
7 DCMR § 2002.4	A written report on a form prescribed by the Office shall be submitted within three (3) business days of each occurrence.	YES
7 DCMR § 2002.5	<p>Each agency shall submit the following safety progress reports to the office not later than the fifth (5th) day of each month:</p> <p>(a) Summary of injuries report;</p> <p>(b) Employee Safety Performance reports; and</p> <p>(c) Motor Vehicle Fleet Safety Performance report.</p>	YES
7 DCMR § 2002.6	Each agency shall submit an annual report to the Office on prescribed forms not later than January 15th, of each year.	YES
27 DCMR § 604.11	Each agency shall submit a quarterly report to the Commission on the status of its sheltered market procurement program, in accordance with the provisions of § 7(a)(3) of the Act, on forms to be provided by the Commission.	YES

27 DCMR § 833.2	Each agency shall submit quarterly reports on Department forms within thirty (30) days after the end of each quarter.	YES
29 DCMR § 504.6	An emergency or temporary change of the medical director shall be reported as follows: (a) When an agency's medical director is unable to serve because of emergency circumstances, such as death or critical illness, the agency shall notify the Director within two (2) business days and shall further notify the Director upon naming a replacement; and (b) When there is a temporary change of less than one (1) year, such as for a military commitment, the agency shall notify the Director no later than fifteen (15) days after naming a replacement.	YES
29 DCMR § 506.7	An Emergency Medical Services Agency, in addition to other applicable regulatory reporting requirements, shall notify the Director in writing of any diversion, loss, theft, or tampering with any controlled substance, medication delivery system, or other regulated medical device from the agency's facility or vehicle. Notification shall be made no later than seventy-two (72) hours after the discovery of the occurrence.	YES
29 DCMR § 507.7	An Emergency Medical Services Agency shall provide a roster showing each provider's name, address, e-mail address, NREMT certification number, and DOH certification number to the Director annually, as part of the agency's annual report, due no earlier than January 1 and not later than March 1 of each year.	YES
29 DCMR § 556.3	556.3 Each Emergency Medical Services Agency shall compile and submit a written quality improvement plan, which the agency's medical director shall approve. The quality improvement plan shall: (c) Specify the method and manner to annually report to the Director on quality assurance issues;	YES
29 DCMR § 557.1	Each Emergency Medical Services Agency shall file an annual report, due no earlier than January 1 and not later than March 1 of each year, which shall state the number EMS incidents to which the Emergency Medical Services Agency responded to in the prior calendar year and the number of ambulance collisions for the same time period.	This information is reported to DOH on a daily basis. Instruction was given to file the annual report on March 1. The most recent annual report will be filed on March 1.

<p>29 DCMR § 557.2</p>	<p>Each of the following incidents shall be reported to the District EMS Officer no later than seventy-two (72) hours after discovery:</p> <ul style="list-style-type: none"> (a) Unexpected loss of physical or mental function of the patient; (b) Administration of incorrect medication to the patient, regardless of the outcome; (c) Administration of an incorrect dose of medication to the patient, regardless of the outcome; (d) Termination of resuscitation in the field; (e) Pediatric cardiac arrest; (f) Invocation of a District EMS Comfort Care Order/Do Not Resuscitate Order; (g) Denial or refusal of transport to or by any patient with a Glasgow Coma Score of fourteen (14) or less at the time of denial or refusal; (h) An ambulance involved in motor vehicle collision while in service; (i) Positive results on an EMS provider drug test; and (j) Any incident that the Director has determined to threaten public safety. 	<p>YES</p>
-------------------------------	--	-------------------

- 30. Please describe any initiatives that the agency implemented in FY18 or FY19, to date, to improve the internal operations of the agency or the interaction of the agency with outside parties. Please describe the results, or expected results, of each initiative.**

Please refer to the Department's answers to Questions 20 and 21, which attach our FY18 performance plan, our FY18 Performance Accountability Report (PAR) that describes the results of the FY18 agency initiatives, and our FY19 performance plan and Q1 update.

31. What are the agency's top five priorities? Please explain how the agency expects to address these priorities in FY19. How did the agency address its top priorities listed for this question last year?

The following are the top five priorities from the Department's FY19 Performance Plan and information on their status:

A. Perform Pilot Analysis of Nurse Triage Line (NTL) calls

During FY19, the Department will partner with The Lab @ DC to perform an analysis of Nurse Triage Line (NTL) calls to identify and analyze outcomes. Calls that are referred to alternative health care sites, identified as cancelled, or that involve self-care instruction will be investigated. Data on patient utilization, health outcomes, and health care expenditures will be obtained by partnering with our health care sites and the Department of Healthcare Finance (DHCF). Additionally, efforts will be made to increase the volume of NTL eligible calls transferred to the NTL line.

Q1 Status: In the 1st quarter of FY19, the Department has partnered with The Lab@DC to collect data on all 911 calls that are identified as Nurse Triage Line (NTL) eligible. In the coming months this data will be analyzed to identify outcomes.

B. Establish Replacement Program for Standardized Self Contained Breathing Apparatus (SCBA)

During FY19, the Department will develop a program to replace and upgrade Self-Contained Breathing Apparatus (SCBA) bottles and harnesses. A risk assessment will be conducted to establish the acceptable levels of reliability, durability and performance and to ensure compliance with National Fire Protection Association (NFPA) standard 1852.

Q1 Status: In the 1st quarter of FY19, the Department partnered with Arlington County and the Metropolitan Washington Council of Governments (MWCOC) to complete the SCBA Risk Assessment, which took several weeks, hundreds of man-hours and extensive coordination. The data from this assessment will be presented to executive staff for product identification.

C. Increase College Student Fire and Life Safety Awareness through Focused Training Efforts

During FY19, the Department will coordinate with colleges and universities located within the District of Columbia to provide students and campus residences with fire education in the following areas: fire alarms (to include fire warden training and fire drills), safe exiting, cooking, and appliances/electrical equipment.

Q1 Status: In the 1st quarter of FY19, the Department's Fire Prevention Division (FPD) identified eight universities to conduct onsite training presentations. To date, FPD has visited and participated in training activities at Howard University and George Washington University.

Moving forward education efforts will be made with Catholic University, Georgetown University, American University, Trinity, UDC, and Gallaudet University.

D. Launch a Mental Health Awareness Program

During FY19, the Office of the Fire Chief will work with the Department's labor unions to launch a mental health awareness program. The program will be based on the Stress First Aid (SFA) For Firefighters and Emergency Services Personnel tool kit.

Q1 Status: In the 1st quarter of FY19, the Department launched this program with training and introductory meetings at stations throughout the city, touching approximately 330 members. The Peer Support team has participated in two regional trainings and has received approximately 30 hours of Mental Health awareness training. 29 members have been trained to deliver Stress First Aid (SFA) and 9 of those members have been trained also to teach others on how to train their peers.

E. Standardize Recruit Training Curriculum

During FY19, the Department will develop and implement new manuals for the recruit training program that will allow for more consistent teaching and instruction. The training program administration manuals will include Emergency Medical Services and Firefighter Training topics and will outline training practices, establish standards, and serve as guidelines to better assist instructors.

Q1 Status: In the 1st quarter of FY19, the Department initiated the curriculum outline for the new recruit training and the course of instruction was developed. The program will be implemented in the 2nd quarter with the firefighter training portion of recruit class #387 and the process will be further adjusted during recruit class #388.

Please refer to Question 20 for information regarding how the agency addressed its priorities last year.

- 32. Please list each new program implemented by the agency during FY18 and FY19, to date. For each initiative, please provide:**
- a. A description of the initiative;**
 - b. The funding required to implement to the initiative; and**
 - c. Any documented results of the initiative.**

Please refer to our FY18 PAR report (Attachment to Question 20) for this answer for FY18 initiatives. Please refer to Attachment for Question 21 for a summary of the status of our FY19 initiatives. All performance plan initiatives are funded within the Department's annual budget.

33. What are the top metrics regularly used by the agency to evaluate its operations? Please be specific about which data points are monitored by the agency.

The Department uses all of the KPIs and workload measures in its performance plan to evaluate its operations and performance on a quarterly basis. We monitor additional metrics on an as-needed basis, including metrics on unit availability (BLS and ALS), the percentage of time ALS units transport BLS patients, dispatch, employee wellness, calls indicating the use of synthetic drugs, employee attrition, employee survey results, ALS skills metrics, CARES data, and social media.

For every initiative we launch, we ask what data metrics we can use to measure success. For example, we are monitoring the number of registered users of the Pulse Point application, metrics related to the hours of training offered, the effectiveness of the *Right Care, Right Now* Nurse Triage Line, implementation of Criteria Based Dispatch, and metrics related to Fire Prevention Division inspections, investigations, and outreach.

In FY19, we continue to work to expand our analysis of patient outcomes beyond just what we are able to measure through our Department patient care reports, and beyond CARES data, which the Department has used to measure cardiac arrest survival rates for several years. The new First Watch system also will allow multiple divisions such as Operations, IT, Special Operations, CQI, Fire Prevention, and the Office of the Medical Director to expand the way they measure performance including in the areas of managing day to day operations; managing high volume utilizers of 911 (HVUs); and conducting data analysis and operational and situational awareness.

34. Please list the task forces and organizations of which the agency is a member.

The Department is a member of the Integrated Healthcare Collaborative, the Police and Fire Retirement Board, the Emergency Department Leaders Group, DC Hospital Association, DC Stroke Collaborative, the Health and Medical Coalition, the Emergency Medical Services Advisory Committee (non-voting member), the Strategic Planning Working Group (opioids), several Metropolitan Washington Council of Governments committees and working groups, the WMATA Executive Leadership Committee, the Department of Forensic Sciences Advisory Group, the Child Fatality Review Committee, and the Domestic Violence Fatality Review Committee.

35. Please explain the impact on your agency of any legislation passed at the federal level during FY18 and FY19, to date, which significantly affected agency operations.

The Department is not aware of the existence of any legislation passed at the federal level during FY18 and FY19, to date, that has significantly affected agency operations.

36. Please identify all electronic databases maintained by the agency, including the following:

- a. A detailed description of the information tracked within each system; and**
- b. The age of the system and any discussion of substantial upgrades that have been made or are planned to the system.**

DATABASE	DESCRIPTION	AGE (APPROX IN YEARS)	UPGRADES
SafetyPad EPCR	This database is used for tracking electronic patient care reports (EPCRs).	12	The Vendor assists the FEMS IT Team with administration, enhancements and management in the Cloud for the system.
Zoll Fire RMS	This database is used for tracking fire reporting, building inspections, and fire investigations.	14	This system upgrade to version 5.05 was completed in Q1 FY19.
TeleStaff	This database is used for staff scheduling and for automated shift fulfillment when we have a shift vacancy.	10	The Vendor assists the FEMS IT Team with administration and management in the Cloud for this system. FEMS IT is planning the implementation of an interface between Telestaff and PeopleSoft for the maintenance of personnel information in FY19.
Juvenile Fire Setters	Application used to track counseling, education, intervention activities and outreach of youth who display curiosity about fire and also tracks services for those involved in a fire incident.	6	Database server migration to Disaster Recovery Environment planned in FY19.
SharePoint	SharePoint is FEMS intranet used to communicate information to all staff and members of service.	3	SharePoint is undergoing an expansion by developing electronic forms and storing agency data.
DAPPR	This software is used as the Department's asset management and inventory tracking system.	5	This application goes through regular upgrades and enhancements.
SCBA	This system is used for self-contained breathing apparatus test results.	7	Database server migration to Disaster Recovery Environment planned in FY19.
UniFLOW	This software is used for tracking printer/imaging usage in the agency and for ensuring only credentialed users are printing or copying.	3	Database server migration to Disaster Recovery Environment planned in FY19.
AED Registry	The Atrus Washington, DC AED Registry lets participating 911 agency dispatchers know where automated external defibrillators (AEDs) are located so they can be found and used quickly when needed.	2	There is no upgrade planned.
CodeSTAT	The CodeSTAT application is used to log EKGs collected by AED defibrillators. The system also collects and stores patient health information, such as	8	The CodeSTAT application is being upgraded from 10.1 to version 11. The Database server migration to Disaster Recovery Environment is planned in FY19.

	end-tidal CO2, and sends data ahead to the receiving caregiving team to save time, ease handoffs, and improve patient outcomes.		
TargetSolutions	Target Solutions is an online training management system.	10	The Vendor assists the FEMS IT Team with administration, enhancements and management in the Cloud for the system.
Special Operations Event Support Requests	Online Service request database for special events.	2	This system was updated to receive on line payments by credit cards in Q1 FY19.
HID Access Management	DCFEMS Facility Access Management System	9	System is in the process of being upgraded at each location. This should be completed by the end of FY19.
PAT Tag	Personnel accountability tag database including photo ID.	15	IDenticard creates and manages comprehensive photo ID and badging program for tracking members of service at the Fire Ground.
FEMS Locations and Areas	Geospatial Database including Local Fire Alarm Districts, Battalion Areas and Fire Stations	10	OCTO is responsible for administration, data storage and maintenance of this system. FEMS IT updates the FEMS specific geospatial data.

37. Please provide a detailed description of any new technology acquired in FY18 and FY19, to date, including the cost, where it is used, and what it does. Please explain if there have been any issues with implementation.

New Technology for FY18 for DC Fire and Emergency Medical Services	
Software	Description
Rave Panic Button	FEMS implemented Rave Panic Button for use at all DCFEMS locations. The Rave first responder view link from the CAD system allows the Field Providers to access detail about the location such as building floorplans.
Chesapeake Regional Information System (CRISP)	FEMS has partnered with Chesapeake Regional Information System (CRISP) to share and exchange health information to include clinical information electronically. In addition, the Department will work with CRISP to build a platform to more comprehensively track patient outcomes.
Nurse Triage Line (NTL)	<p>FEMS, in an effort to direct callers with low acuity medical problems to more appropriate care, launched the NTL program. This program established a triage nurse inside the 9-1-1 call center so that low acuity calls will be sent from the call taker to the nurse for a secondary medical evaluation. If appropriate, these callers will then be directed to a clinic or urgent care center for same-day medical care.</p> <p>FEMS, in conjunction with the Office of Unified Communications (OUC) and The Lab @ DC, are working to fine tune the implementation of the technology solution to facilitate the requirements of the NTL program. The NTL system went live in April 2018.</p> <p>The NTL utilizes the CRISP patient data dashboard in order to provide real-time information regarding a patient's past and current medical and pharmaceutical history, in addition to the medical history information to which the nurse has access, in order to further provide and recommend the best possible solution for care.</p>
First Watch and First PASS	FEMS IT, in collaboration with First Watch Systems, is working to configure and implement the First Watch system to allow access via a real-time trigger, tracking, and dashboard system that directly connects to the Computer Aided Dispatch (CAD), SafetyPad, and Fire Records Management (FRMS) systems. Access to these systems from First Watch and First Pass will allow multiple divisions such as Operations, IT, Special Operations, CQI, Fire Prevention, and Public Health within FEMS to automate reported and analyzed data to assist with managing day to day operations, managing high volume users (HVUs), evaluating patient care, and creating operational and situational awareness. Much of this analysis is currently done manually.
Expanded use of current and existing technology within FEMS	In an effort to continuously meet the needs of our members and the needs of the District of Columbia citizens with regards to public safety, the FEMS IT Department is expanding upon the usage of existing applications and other technology to implement,

	<p>improve, and maintain adequate systems and access to data in the Department. A department-wide hardware refresh is underway to include the deployment of Windows 10 operating system and an upgrade of E1 to E3 Microsoft Office Suite (O365) licenses. FEMS is also expanding the use of SharePoint and interfacing to Peoplesoft for consistency of personnel records across systems.</p>
<p>Agency Infrastructure Network Enhancement</p>	<p>We are implementing an on-demand, secure, and reliable network to promote operations throughout major events and disasters, including critical periods leading up to, during, and immediately following a major natural or manmade disaster. This enhancement will provide ubiquitous and immediate access to applications and systems throughout the District. This includes LAN and Wireless network equipment upgrades at all facilities. FEMS will implement ubiquitous Wi-Fi coverage to support life safety technology and applications used by members managing emergencies and within emergency dispatch vehicles. This will improve user access and application performance on the network and provide them with the ability to maintain and increase network uptime and minimize hardware downtime, along with improving network security posture. This project will pave the path to roll out new applications in support of critical public safety services.</p>

38. Please provide the number of members currently under investigation for serious misconduct.

There are currently 12 open cases under investigation.

39. Please provide a breakdown of personnel by division according to gender, race/ethnicity, and District residency.

A. Gender

Divison	F	M	Grand Total
EMS Operations	49	40	89
Fire Prevention Division	25	38	63
Fleet Maintenance Division	8	30	38
IAD	2	2	4
Logistics Division	9	7	16
MSO	1	2	3
OFC	26	20	46
OMD	6	3	9
Operations	144	1478	1622
Professional Standards Office		7	7
Risk Management	2		2
Training Academy	31	90	121
Grand Total	303	1717	2020

Gender is not reported for 47 current employees of the current workforce of 2,067 in PeopleSoft.

B. Race/Ethnicity

Division	American Indian/ Alaskan Native	Asian or Pacific Islander	Black, not of Hispanic origin	Hispanic	Native Hawaiian/ Oth Pac Islander	Not Hispanic in P.R.	Not Reported	White not of Hispanic origin	All Other Asian or Pac. Islander	Total
EMS Ops		1	66	6			3	13		89
Fire Prevention Division			48	2				13		63
Fleet Maintenance Division			31	1	1		2	3		38
IAD			3					1		4
Logistics			15	1						16
MSO			2					1		3
OFC	1	1	28	1			1	14		46
OMD		1	3	1				2		7
Operations	5	9	725	36		1	51	795		1622
Professional Standards			3				1	3		7
Risk Mgt.			1					1		2
Training Academy		1	77	4			2	36	1	121
Grand Total	6	13	1002	52	1	1	60	882	1	2018

Race/Ethnicity is not reported for 47 current employees of the current workforce of 2,067 in PeopleSoft.

C. Residency

Division	DC Residency Claim Preference	DC Residency No Claim Preference	Domicile- Residency Requirement	Fulfilled Residency Requirement	Not DC Residency - No Preference	Grand Total
EMS Operations	1	41			47	89
Fire Prevention Division		28		4	31	63
Fleet Maintenance Division	4	8		1	25	38
IAD					4	4
Logistics Division	3	7			6	16
MSO		2			1	3
OFC	7	14	2	5	18	46
OMD	1	1		2	3	7
Operations	142	325	1	66	1088	1622
Professional Standards		4			3	7
Risk Management	1	1				2
Training Academy	30	36			55	121
Grand Total	189	467	3	78	1281	2018

Adjusted Workforce	2067
Total Residents	737
Total Non-Residents	1281
Adjusted Percentage of Residents	35.60%

Residency is not reported for 49 current employees of the current workforce of 2,067 in PeopleSoft. A “resident” is defined for this purpose based on the address in the PeopleSoft employee record divided by the adjusted number of employees.

a. How many women currently hold the rank of captain or above?

There are 13 female Captains and two female Battalion Fire Chiefs.

40. For each month during FY18 and FY19, to date, please provide the attrition for sworn personnel, by reason for departure. Please also describe any strategies the agency has implemented to address attrition.

	Death	Resignations	Retirement	Terminations	Grand Total
FY18					
Oct-17		5	3		8
Nov-17			6	1	7
Dec-17		1	8	1	10
Jan-18		4	13	3	20
Feb-18		2	1	1	4
Mar-18		5	5		10
Apr-18	1	1	2		4
May-18		1	2	2	5
Jun-18		1	2		3
Jul-18	1	3	2	3	9
Aug-18		5	3	1	9
Sep-18		2	2	1	5
FY18 TOTAL	2	30	49	13	94

FY19					
Oct-18		2	4	2	8
Nov-18		7	4		11
Dec-18		2	10	2	14
FY19 TOTAL		11	18	4	33

The Department continues to use multiple strategies to retain employees. First, it should be noted that the primary driver for separations in FY18 and FY19 is retirements. The Department is currently experiencing a retirement “bubble” and is aggressively hiring to fill the resulting vacancies. The Department also sees an expected number of separations of recruits before the end of the rigorous recruit training process; we changed our practice in recent years to give recruits the option of resignation in lieu of termination. For the resulting resignations, the recent trend in the reason given by departing members is changing life circumstances that require them to resign or move from the area, as well as different career opportunities that they wish to pursue. We ask every departing member to participate in an exit interview and we review that information to inform our management policies and practices.

41. Please describe the agency's efforts in FY18 and FY19, to date, to decrease its reliance on overtime.

The Department has made some progress in reducing its reliance on overtime in certain areas since FY15, but continues to face challenges in overall spending. First, the AMR contract has decreased significantly the need for the Department to deploy power shift ambulances funded by overtime. The Department historically deployed power shift ambulances as a routine to keep up with its daily call volume. Since the launch of the AMR contract, this practice has decreased and is only used during call volume spikes, for example, during the busiest weeks of summer or during other weather-related events, during K-2 spikes, or during large scale special events. Second, the AMR contract has allowed the Department to schedule more of its EMS training during members' shifts, rather than doing the majority of training using overtime, as was a past practice. Third, the Department has eliminated many long-term detail assignments to administrative divisions that required the detailed members' operational positions to be back filled using overtime. And fourth, the Department's aggressive hiring since FY15 has reduced the need to fill daily operational vacancies using overtime.

Nonetheless, the Department's overall overtime spending has increased since FY15. This is due primarily to two factors. First, as a result of an arbitration decision, members of Local 36 now earn time and a half when they work overtime, rather than straight time. Second, the passage of Paid Family Leave (PFL) legislation for District employees has led to a sky rocketing of Department members taking leave for that purpose. In FY18, the Department revised its PFL policy to clarify how PFL is approved and managed, including by adding a requirement that members must make efforts to schedule their leave and appointments in advance and on their days off, when possible and when consistent with the law. The impact of these changes is being monitored.

a. How much did the agency budget for overtime in FY15, FY16, FY17, FY18, and FY19?

FEMS Overtime Budget and Spending by FY					
	2015	2016	2017	2018	2019*
Original OT Budget	\$ 2,344,686	\$ 14,188,370	\$ 14,391,237	\$ 15,804,189	\$ 17,593,718
OT Budget Adjustment (reprogrammings or supplemental)	\$ -	\$ -	\$ 2,000,000	\$ 6,471,340	\$ -
Revised Budget	\$ 2,344,686	\$ 14,188,370	\$ 16,391,237	\$ 22,275,529	\$ 17,593,718
Total OT Spending	\$ 10,451,024	\$ 21,205,044	\$ 21,442,275	\$ 23,539,383	\$ 13,375,150
Calculated Spending Due to PFL	\$ -	\$ 2,807,309	\$ 3,586,622	\$ 4,367,859	\$ 1,222,283
* FY19 data through 12/31/19. Approximately \$7.7M of the \$13.4M Q1 FY19 OT spending will be adjusted off to Workforce Investment for Local 36 back-pay, and a correction to the December month-end accrual.					

b. How much did the agency also receive in reprogrammings for overtime in those fiscal years?

See above table.

c. How much did the agency spend on overtime in those fiscal years?

See above table.

d. What are the metrics the agency uses to analyze overtime use?

The Department tracks overtime using the following categories:

- Administrative Assignment Overtime
- Background Checks
- Continuation of Duty
- Court Appearance
- Emancipation Day
- Emergency Mobilization
- EMS - Power Shift
- Events DC (RFK, Convention Center, DC Armory)
- Federal Reimbursements (*N.B.*: not local funds)
- Fire Prevention - Inspect. OT
- Fire Prevention - Invest. OT
- First Amendment Demonstrations
- Fleet Overtime
- Hazardous Material Response
- Homeland Security Full Scale
- HSEMA Sub-grant Projects
- Independence Day
- K-9 Overtime
- Logistics Overtime
- Mayoral Events
- Operations Train.-Instructor OT
- Operations Training Student OT
- Public Health Education (including Hands on Hearts)
- Regional Task Force (MD,VA,Other)
- Reimbursable Special Events
- State Safety Oversight Overtime
- Stress First Aid
- WMATA (Metro) Liaison
- Working Day Off OT

- 42. Please describe the agency's efforts in FY18 and FY19, to date, to ensure that paid family leave is utilized according to agency or District protocols.**
- a. How much did the agency budget for paid family leave in FY15, FY16, FY17, FY18, and FY19?**
 - b. How much did the agency also receive in reprogrammings for paid family leave in those fiscal years?**
 - c. How much did the agency spend on paid family leave in those fiscal years?**

For subparts (a) through (c), please see the answer to Question 41.

- d. Please provide leave hours, by category, for FY18 and FY19, to date.**

- FY18 DCFMLA:** 13,962
- FY18 PFL:** 116,320

- FY19 Q1 DCFMLA:** 11,804
- FY19 Q1 PFL:** 29,984

- e. What is the relationship between paid family leave and overtime use?**

There is a direct relationship between PFL and overtime use, particularly in the Operations Division. The Department must fill every operational seat on every apparatus on every shift for operational, service, and safety reasons. When a member is on leave and therefore does not work his or her shift, the Department does not leave the seat vacant, because that would require taking the unit out of service, which can have a negative impact on response times and capabilities for the affected neighborhood. Instead, the Department backfills that vacancy by paying an off duty member to work overtime. In relation to overtime as a whole, anytime someone takes an hour of PFL it is backfilled at time and a half for overtime.

43. How did the agency collect Emergency Medical Services fees in FY18? Will this plan be modified in FY19?

The Department continues to use a contracted ambulance billing service for collecting EMS fees. The contractor is paid on a percentage basis of ambulance charges collected. The Department does not anticipate modifying this plan during FY 2019. Information reported in responding to these questions was provided by the Department's ambulance billing contractor's patient account management system.

a. Please provide the total amount of EMS fees collected in FY18 and FY19, to date.

The total amount of EMS fees collected ("Net Collections") during FY18 (10/1/2017 to 9/30/2018) was \$24,725,928.65. The total amount of EMS fees collected ("Net Collections") during Q1 of FY19 (10/1/2018 to 12/31/2018) was \$6,349,056.19.

b. How many times in FY18 and FY19, to date, did the agency collect EMS fees?

For the 104,398 patient accounts with dates-of-service between 10/1/2017 and 9/30/2018 (FY18), the Department's ambulance billing contractor received full or partial payment on 73,128 accounts (as of 2/5/2019). For the 25,316 patient accounts with dates-of-service between 10/1/2018 and 12/31/2018 (FY19), the Department's ambulance billing contractor received full or partial payment on 13,058 accounts (as of 2/5/2019).

c. Please provide the total amount of EMS fees that the agency failed to collect in FY18 and FY19, to date.

For the 104,398 patient accounts with dates-of-service between 10/1/2017 and 9/30/2018 (FY18), the Department's ambulance billing contractor processed and billed \$48,924,472.85 in EMS fees ("Gross Charges") as of 2/05/2019. Mandated "Contractual Adjustments" (including fee reductions for "allowable" charges to Medicare, Medicaid, and other government insurance programs or plans) totaled \$14,382,034.22, resulting in a "Net Charges" balance of \$34,542,438.63. Of this amount, \$24,207,728.67 has been collected ("Net Collections") as of 2/5/2019. An additional \$538,851.61 in "Net Charges" was "written off" (as authorized by Department billing policy), leaving \$9,795,858.35 in currently unpaid but still "due and owing" charges.

For the 25,316 patient accounts with dates-of-service between 10/1/2018 and 12/31/2018 (FY19), the Department's ambulance billing contractor processed and billed \$11,996,649.15 in EMS fees ("Gross Charges") as of 2/5/2019. Mandated "Contractual Adjustments" (including fee reductions for "allowable" charges to Medicare, Medicaid, and other government insurance programs or plans) totaled \$2,928,645.84, resulting in a "Net Charges" balance of \$9,068,003.31. Of this amount, \$4,530,265.29 has been collected ("Net Collections") as of 2/5/2019. An additional \$97,149.77 in "Net Charges" was "written off" (as authorized by Department billing policy), leaving \$4,440,588.25 in currently unpaid but still "due and owing" charges.

44. With regard to the agency's fleet, please respond to the following:

- a. In table format, list all emergency response apparatus (including Battalion Chief and EMS Supervisor "buggies") in the agency. Provide a brief description of the vehicle (e.g., Engine-22, Ambulance 9, etc.), the model and year of the vehicle, where the vehicle is assigned, whether the vehicle is in regular operations or part of the reserve fleet, and the vehicle's inspection history.**

Please see the attachment to Question 4(a) for the Department's emergency response apparatus inventory.

We are compiling the inspection history data. The Department looks forward to working with the Committee to submit a response for this question.

- b. How does the agency measure the availability of each type of vehicle in its reserve fleet? Please provide relevant data.**

The agency uses an enterprise Fleet Management Software System, FASTER, for all Fleet management related functions. FASTER calculates the time assets are available for use and calculates time being repaired. FASTER also has been programmed to differentiate between frontline assets and reserve assets. FASTER calculates the total hours available in a specific time frame and pulls the time an asset is being repaired to generate downtime. The inverse calculation of downtime is uptime or asset availability. This function can be used to calculate availability on many different groupings of assets or identify single asset types to calculate availability. Reserve asset availability was calculated on 139 assets. The FY18 availability of all reserve assets was 67.24%.

- c. How many vehicles does the agency lease, and of which type of vehicle?**

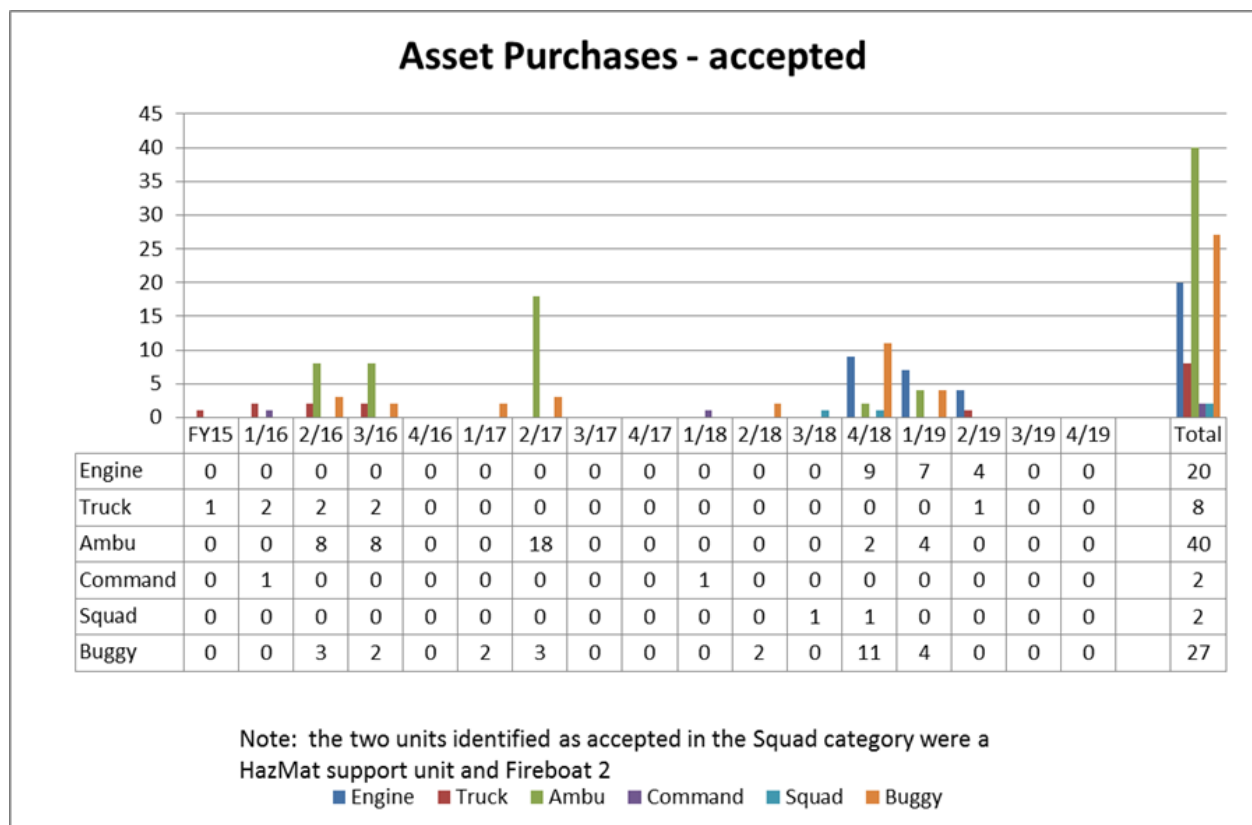
The vehicles that FEMS leases are used in administrative functions. The use of leased vehicles improves the cost effectiveness of the fleet by allowing technicians to focus repair activities on fire apparatus, which is much more specialized and not widely supported through vendor resources. These administrative vehicles are widely supported through a competitive market place that allows the FEMS resources of labor, parts, and infrastructure to be focused in fire operations.

The Department leases 43 vehicles. Please see the attachment to Question 4(a) for the Department's leased vehicle inventory.

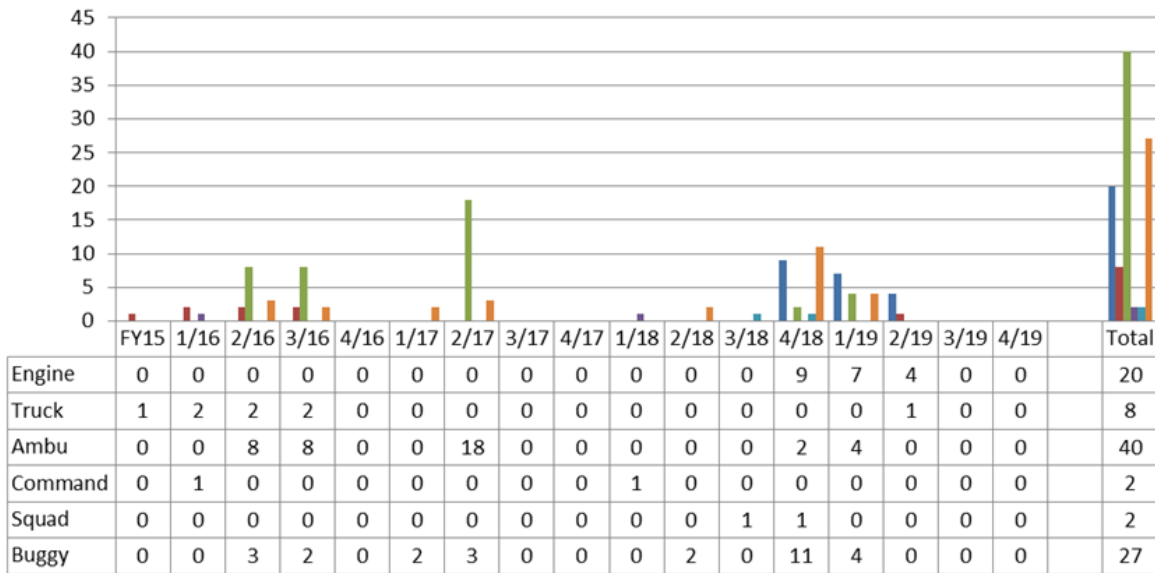
45. Please discuss the current apparatus replacement plan and please provide a chart documenting apparatus procurement and deliveries for FY15, FY16, FY17, FY18, and FY19, to date, which includes the apparatus type, cost, placement within the agency, and time between being ordered and delivered.

The Department saw significant influx of fire apparatus in FY18 and the first quarter of FY19. Twenty-four new engines were delivered, with 13 of them already in service. A new 95' Seagrave Tower Ladder was also delivered. It is projected to go in service during the second quarter of FY19. This new apparatus should increase the Department's fire apparatus reserve capacity, as well as the "up time" for engines and ladder trucks.

The charts below are divided by quarter and corresponding fiscal year.



Asset Purchases - accepted



Note: the two units identified as accepted in the Squad category were a HazMat support unit and Fireboat 2

■ Engine ■ Truck ■ Ambu ■ Command ■ Squad ■ Buggy

Unit	PO	RC	Total Price	Order date	EST Delivery	In Service	Days between Order and delivery	Assignment
508	PO517720	RC1183484	\$231,061	3/30/15	Feb-16	2/12/16	319	M24
509	PO517720	RC1183484	\$228,048	3/30/15	Feb-16	2/12/16	319	M21
504	PO517720	RC1183497	\$230,720	3/30/15	Jan-16	2/11/16	318	M33
505	PO517720	RC1184449	\$230,129	3/30/15	Jan-16	3/9/16	345	M31
506	PO517720	RC1184450	\$231,027	3/30/15	Feb-16	2/11/16	318	M5
507	PO517720	RC1184451	\$228,982	3/30/15	Feb-16	3/11/16	347	A18
510	PO517720	RC1184452	\$230,487	3/30/15	Feb-16	3/19/16	355	M3
511	PO517720	RC1184452	\$231,105	3/30/15	Feb-16	3/12/16	348	M25
513	PO517720	RC1201316	\$229,126	3/30/15	Feb-16	5/16/16	413	M17
512	PO517720	RC1201358	\$230,308	3/30/15	Feb-16	5/16/16	413	A30
514	PO517720	RC1201362	\$235,230	3/30/15	Feb-16	5/16/16	413	M2
515	PO517720	RC1201365	\$233,268	3/30/15	Feb-16	5/17/16	414	M14
519	PO517720	RC1201367	\$226,954	3/30/15	Mar-16	5/17/16	414	A19
516	PO517720	RC1201371	\$230,668	3/30/15	Mar-16	5/23/16	420	A20
518	PO517720	RC1203455	\$230,490	3/30/15	Mar-16	5/23/16	420	A13
517	PO517720	RC1203475	\$231,952	3/30/15	Mar-16	6/5/16	433	M27
536	PO535408	RC1166665	\$345,651	12/15/15	Jan-17	2/14/17	427	A29
537	PO535408	RC1166665	\$345,651	12/15/15	Jan-17	2/14/17	427	A33
261	PO518590	RC1109405	\$128,880	4/13/15	Jan-16	1/25/16	287	BFC1

Unit	PO	RC	Total Price	Order date	EST Delivery	In Service	Days between Order and delivery	Assignment
262	PO518590	RC1109405	\$127,880	4/13/15	Jan-16	1/25/16	287	BFC2
263	PO518590	RC1109405	\$127,880	4/13/15	Jan-16	1/25/16	287	BFC3
271	PO517231	RC1117077	\$102,815	3/20/15	Jan-16	1/25/17	677	EMS1
273	PO517231	RC1117077	\$101,815	3/20/15	Jan-16	1/25/17	677	EMS3
276	PO517231	RC1117077	\$101,815	3/20/15	Jan-16	1/25/17	677	EMS6
315	PO524564-V2	RC1155368	\$881,883	7/28/15	Nov-15	10/12/15	76	T15
318	PO490631	RC1065515	\$1,094,908	1/27/14	Jan-16	1/25/17	1094	T9
317	PO490631	RC1174009	\$1,065,058	1/27/14	Jan-16	1/25/16	728	T6
316	PO490631	RC1174009	\$1,065,058	1/27/14	Jan-16	1/13/16	716	T14
314	PO510922	RC1065374	\$875,000	11/20/14	Mar-15	3/13/15	113	T5
319	PO461379	RC1061852	\$1,094,908	5/3/13	Apr-16	5/13/16	1106	T7
320	PO461379	RC1210714	\$1,094,908	5/3/13	Apr-16	5/16/16	1109	T13
299	PO518873	RC1098989	\$28,829	4/17/15	Sep-15	11/1/15	198	RMD
103	PO535846	RC1398483	\$788,648	12/22/15	Feb-18	7/13/18	934	E21
193	PO533565	RC1282702	\$847,783	11/18/15	Jun-18	10/29/18	1076	E7
105	PO559175	RC1409962	\$842,444	2/21/17	Jan-18	7/17/18	511	E26
104	PO559175	RC1414582	\$840,444	2/21/17	Mar-18	7/18/18	512	E4
106	PO559175	RC1414807	\$840,444	2/21/17	Mar-18	7/30/18	524	E6
107	PO559175	RC1414807	\$840,444	2/21/17	Apr-18	7/20/18	514	E23
108	PO559175	RC1414807	\$840,444	2/21/17	Apr-18	9/7/18	563	E3
109	PO559175	RC1414807	\$840,444	2/21/17	May-18	7/19/18	513	E9
110	PO559175	RC1414807	\$840,444	2/21/17	May-18	7/20/18	514	E10
111	PO559175	RC1414807	\$840,444	2/21/17	May-18	7/30/18	524	E11
194	PO559395	RC1423859	\$867,768	2/24/17	Mar-18		pending	E8
195	PO559395	RC1423859	\$865,768	2/24/17	Mar-18		pending	E12
196	PO559395	RC1423859	\$865,768	2/24/17	Mar-18		pending	E16
197	PO559395	RC1423859	\$865,768	2/24/17	Mar-18		pending	E18
198	PO559395		\$865,768	2/24/17	Apr-18		pending	E19
199	PO559395		\$865,768	2/24/17	Apr-18		pending	E25
101	PO559395		\$865,768	2/24/17	Apr-18		pending	E27
102	PO559395		\$865,768	2/24/17	Apr-18		pending	E32
523	PO531039	RC1153640	\$307,171	10/14/15	Dec-16	1/18/17	462	A23
520	PO531039	RC1264984	\$307,171	10/14/15	Dec-16	1/18/17	462	A16
522	PO531039	RC1264984	\$307,171	10/14/15	Dec-16	1/7/17	451	A12
521	PO531039	RC1265234	\$307,171	10/14/15	Dec-16	1/18/17	462	A1
525	PO531039	RC1265234	\$307,171	10/14/15	Dec-16	1/7/17	451	A15
527	PO531039	RC1265234	\$307,171	10/14/15	Dec-16	1/18/17	462	A9
526	PO531039	RC1266623	\$307,171	10/14/15	Dec-16	1/7/17	451	A26
528	PO531039	RC1266623	\$307,171	10/14/15	Dec-16	1/8/17	452	M10
532	PO531039	RC1267536	\$307,171	10/14/15	Jan-17	1/16/17	460	M1
531	PO531039	RC1267536	\$307,171	10/14/15	Jan-17	1/16/17	460	M30
524	PO531039	RC1267536	\$307,171	10/14/15	Jan-17	1/18/17	462	A11
529	PO531039	RC1267536	\$307,171	10/14/15	Jan-17	1/18/17	462	M8
530	PO531039	RC1269630	\$307,171	10/14/15	Jan-17	1/17/17	461	A14

Unit	PO	RC	Total Price	Order date	EST Delivery	In Service	Days between Order and delivery	Assignment
534	PO531039	RC1269630	\$307,171	10/14/15	Jan-17	1/17/17	461	M19
533	PO531039	RC1270556	\$307,171	10/14/15	Jan-17	1/18/17	462	A4
535	PO531039	RC1270556	\$307,171	10/14/15	Jan-17	1/18/17	462	A22
280	PO542698	RC1203716	\$46,552	5/17/16	Jul-16	7/14/16	58	FC
272	PO542459	RC1214612	\$104,440	5/12/16	Nov-16	11/8/16	180	EMS2
274	PO542459	RC1214612	\$103,440	5/12/16	Nov-16	11/8/16	180	EMS4
266	PO546894	RC1231700	\$130,989	8/3/16	May-16	8/26/16	23	BFC6
264	PO546894	RC1231700	\$130,989	8/3/16	May-16	8/26/16	23	BFC4
558	PO583435	RC1442050	\$382,300	5/8/18	7/15/18	10/12/18	157	A27
570	PO583435	RC1408079	\$382,300	5/8/18	7/15/18	9/28/18	143	M7
569	PO583435	RC1408079	\$382,300	5/8/18	7/15/18	9/28/18	143	A32
579	PO583435	RC1408079	\$382,300	5/8/18	7/15/18	10/12/18	157	A28
560	PO583435	RC1408079	\$382,300	5/8/18	7/15/18	10/12/18	157	A6
564	PO583435	RC1408079	\$382,300	5/8/18	7/15/18	10/15/18	160	A18
538	PO572547		\$368,501	10/23/17	6/6/18		pending	
539	PO572547		\$371,501	10/23/17	6/6/18		pending	
540	PO572547		\$371,501	10/23/17	6/6/18		pending	
541	PO572547		\$371,501	10/23/17	6/6/18		pending	
613	PO572547		\$371,501	10/23/17	6/6/18		pending	
614	PO572547		\$371,501	10/23/17	6/6/18		pending	
615	PO572547		\$371,501	10/23/17	6/6/18		pending	
281	PO562070	RC1325838	\$52,289	4/26/17	Dec-17	12/20/17	238	AFCEMS
282	PO562070	RC1325838	\$56,220	4/26/17	Dec-17	12/20/17	238	AFCOPS
283	PO562070	RC1325838	\$51,890	4/26/17	Dec-17	12/20/17	238	DFCSO
284	PO562070	RC1364875	\$51,890	4/26/17	Dec-17	12/20/17	238	AFC SVC
285	PO562070	RC1366420	\$56,220	4/26/17	Dec-17	12/21/17	239	AFCTS
269	PO576242	RC1391850	\$142,770	12/6/17	Sep-18	11/13/18	342	DFCOPS
265	PO576242	RC1456315	\$142,770	12/6/17	Sep-18	11/13/18	342	BFC-5
267	PO576242	RC1456315	\$142,770	12/6/17	Sep-18	11/13/18	342	BFC SO
268	PO576242	RC1456315	\$142,770	12/6/17	Sep-18	11/13/18	342	BFC SAF
321	PO561742	RC1464720	\$1,799,167	4/19/17	Apr-18	1/7/19	628	T3
836	PO558215		\$1,253,204	1/27/17	Mar-18		pending	HazM1
837	PO560577	RC1289824	\$966,361	3/23/17	Mar-18		pending	HMSU
758	PO569009		\$899,634	9/13/17	Jun-18		pending	Air1
117	PO591892	RC1462961	\$858,525	10/10/18	Dec-18		pending	E33
116	PO591892	RC1462961	\$858,525	10/10/18	Dec-18		pending	E14
115	PO591892	RC1462961	\$858,526	10/10/18	Dec-18		pending	E15
112	PO572117	RC1423801	\$823,737	10/17/17	Sep-18	10/1/18	349	E17
113	PO572117	RC1423801	\$823,737	10/17/17	Sep-18	10/1/18	349	E30
114	PO572117	RC1423801	\$823,737	10/17/17	Sep-18	10/1/18	349	E24
103	PO582046	RC1398483	\$68,179	4/6/18	May-18	7/13/18	98	E21
HORTON AMBULANCE	PO591966		\$379,767	10/11/18	Feb-19		pending	

Unit	PO	RC	Total Price	Order date	EST Delivery	In Service	Days between Order and delivery	Assignment
HORTON AMBULANCE	PO591966		\$379,767	10/11/18	Feb-19		pending	
HORTON AMBULANCE	PO591966		\$379,767	10/11/18	Feb-19		pending	
HORTON AMBULANCE	PO591966		\$379,767	10/11/18	Feb-19		pending	
HORTON AMBULANCE	PO591966		\$379,767	10/11/18	Feb-19		pending	
HORTON AMBULANCE	PO591966		\$379,767	10/11/18	Feb-19		pending	
FRAZER AMBULANCE	PO585354		\$397,951	1/20/18	Feb-19		pending	
FRAZER AMBULANCE	PO585354		\$397,951	1/20/18	Feb-19		pending	
FRAZER AMBULANCE	PO585354		\$397,951	1/20/18	Feb-19		pending	
FRAZER AMBULANCE	PO585354		\$397,951	1/20/18	Feb-19		pending	
FRAZER AMBULANCE	PO585354		\$397,951	1/20/18	Feb-19		pending	
FRAZER AMBULANCE	PO585354		\$397,951	1/20/18	Feb-19		pending	
FRAZER AMBULANCE	PO585354		\$397,951	1/20/18	Feb-19		pending	
277	PO576334	RC1391057	\$114,818	12/7/17	Jun-18	7/11/18	216	EMS7
275	PO576334	RC1391057	\$113,333	12/7/17	Jun-18	7/11/18	216	EMS5
278	PO576334	RC1391057	\$113,333	12/7/17	Jun-18	7/11/18	216	EMSBC
40	PO580167	RC1395678	\$43,119	2/23/18	Jul-18	3/27/18	32	FIU
41	PO580167	RC1395678	\$43,119	2/23/18	Jul-18	3/27/18	32	FIU
42	PO580167	RC1423790	\$43,119	2/23/18	Jul-18	7/3/18	130	FIU
43	PO580167	RC1423790	\$43,119	2/23/18	Jul-18	7/3/18	130	OIA
44	PO580167	RC1423790	\$43,119	2/23/18	Jul-18	7/3/18	130	OIA
45	PO580167	RC1423790	\$43,119	2/23/18	Jul-18	7/3/18	130	HS
46	PO580167	RC1423790	\$43,119	2/23/18	Jul-18	7/3/18	130	PSO
47	PO580167	RC1423790	\$43,119	2/23/18	Jul-18	7/3/18	130	MSO
48	PO580167	RC1423790	\$43,119	2/23/18	Jul-18	7/3/18	130	FPD
49	PO580167	RC1427032	\$43,119	2/23/18	Jul-18	7/13/18	140	TA
SEAGRAVE TRUCK	PO583990		\$1,376,520	5/22/18	Dec-18		pending	#N/A
SEAGRAVE TRUCK	PO583990		\$1,376,520	5/22/18	Dec-18		pending	#N/A
SEAGRAVE TRUCK	PO583990		\$1,376,520	5/22/18	Dec-18		pending	#N/A
757	PO575141		\$899,634	11/20/17	Mar-19		152	Air2
802	PO581812-V2	RC1420183	\$58,288	1/20/18	Feb-18	6/21/18	pending	FB2

Unit	PO	RC	Total Price	Order date	EST Delivery	In Service	Days between Order and delivery	Assignment
SEAGRAVE ENGINE	RK103558		\$883,952		pending		pending	#N/A
SEAGRAVE ENGINE	RK103558		\$883,952		pending		pending	#N/A
SEAGRAVE ENGINE	RK103558		\$883,952		pending		pending	#N/A
SEAGRAVE ENGINE	RK103558		\$883,952		pending		pending	#N/A
SEAGRAVE ENGINE	RK103558		\$883,952		pending		pending	#N/A
SEAGRAVE ENGINE	RK103558		\$883,952		pending		pending	#N/A
HORTON AMBULANCE	RK103560		\$395,700		pending		pending	#N/A
HORTON AMBULANCE	RK103560		\$395,700		pending		pending	#N/A
HORTON AMBULANCE	RK103560		\$395,700		pending		pending	#N/A
HORTON AMBULANCE	RK103560		\$395,700		pending		pending	#N/A
HORTON AMBULANCE	RK103560		\$395,700		pending		pending	#N/A
HORTON AMBULANCE	RK103560		\$395,700		pending		pending	#N/A
HORTON AMBULANCE	RK103560		\$395,700		pending		pending	#N/A
HORTON AMBULANCE	RK103560		\$395,700		pending		pending	#N/A
ROAD RESCUE AMBULANCE	RK108284		\$389,000		pending		pending	#N/A
ROAD RESCUE AMBULANCE	RK108284		\$389,000		pending		pending	#N/A
ROAD RESCUE AMBULANCE	RK108284		\$389,000		pending		pending	#N/A
EMS BUGGY	RK108199		\$119,411		pending		pending	#N/A
EMS BUGGY	RK108199		\$133,000		pending		pending	#N/A
BFC BUGGY	RK108199		\$133,000		pending		pending	#N/A
BFC BUGGY	RK108199		\$133,000		pending		pending	#N/A
BFC BUGGY	RK108199		\$133,000		pending		pending	#N/A
SEAGRAVE TRUCK	RK105881		\$1,445,346		pending		pending	#N/A
SEAGRAVE TRUCK	RK105881		\$1,445,346		pending		pending	#N/A
SEAGRAVE TRUCK	RK105881		\$1,445,346		pending		pending	#N/A
SEAGRAVE TRUCK	RK105881		\$1,445,346		pending		pending	#N/A

Unit	PO	RC	Total Price	Order date	EST Delivery	In Service	Days between Order and delivery	Assignment
Tahoe	PO598087		\$60,531	1/2/19			pending	#N/A
Tahoe	PO598087		\$60,531	1/2/19			pending	#N/A
Tahoe	PO598087		\$60,531	1/2/19			pending	#N/A
Tahoe	PO598087		\$60,531	1/2/19			pending	#N/A
Tahoe	PO598087		\$60,531	1/2/19			pending	#N/A
RESCUE SQUAD	RK107019		\$1,330,000		pending		pending	#N/A
RESCUE SQUAD	RK107019		\$1,330,000		pending		pending	#N/A
UTILITY PICK UP	PO597901		\$115,000	12/27/18			pending	#N/A
UTILITY PICK UP	PO597901		\$115,000	12/27/18			pending	#N/A
UTILITY PICK UP	PO597901		\$115,000	12/27/18			pending	#N/A
UTILITY PICK UP	PO597901		\$115,000	12/27/18			pending	#N/A
UTILITY PICK UP	PO597901		\$115,000	12/27/18			pending	#N/A
UTILITY PICK UP	PO597901		\$115,000	12/27/18			pending	#N/A

46. Please provide all apparatus audits conducted in FY18 and FY19, to date.

The Department did not conduct any apparatus audits in FY18 or FY19, to date.

47. Please provide the plan and timeline to certify agency ladder trucks and engine pumpers. Include how many certifications are expired and how many certifications are valid.

The Department has made significant progress in achieving National Fire Protection Association (NFPA) apparatus certification for its ladder trucks and engines.

The Department has 16 frontline aerial units operating District-wide on a daily basis. All units operating as frontline units, and 19 of 24 total aerials, are NFPA-certified. Of the remaining five aerials:

- One expired February 1, 2019; it is scheduled for certification on March 5, 2019.
- One truck is out of service at a vendor for vehicle repairs since March 2018. The aerial was last tested in February 2017. It will be tested for aerial certification when the truck is tested for return to service.
- Three were tested and were not certified due to:
 - Cat track repairs (electrical lines on the aerial). It will be retested once part is installed.
 - Hydraulic lines leaking (2 trucks) and in need of replacement. Both are at vendors. One has been repaired and not tested, and one is at a vendor being repaired.
 - Worn roller (parts ordered).

Forty-seven of 74 engines are certified (the Department has 33 engines operating District-wide on a daily basis).

Apparatus that is not current on certification may require maintenance to achieve full compliance, but is not necessarily required to be taken out of service. According to NFPA 1911, Chapter 6 (Out-of-service Criteria 6.10), these items require a qualified technician to perform an evaluation and a recommendation to the AHJ. The Department uses a third-party vendor on-site for all annual testing. We use two third party vendors during annual testing. UL (Underwriter Laboratories) performs the test. FVS (First Vehicle Services) represents the agency and makes necessary repairs that can be made on-site to improve our success rate during testing and provide the evaluation and recommendation to the Fleet regarding out of service criteria. The Department uses these vendors because they meet the qualifications in NFPA 1911 and NFPA 1071.

- a. Does the agency perform any other annual certifications for equipment, tools, or apparatus? Please list each annual certification. Please also the total number that are currently certified.

A. Engine and Truck

Through the remainder of calendar year 2019, each engine and truck in the District's inventory will go through the certification inspection according to the following schedule:

2019 Dates	Trucks	Engines	Fire boat	Unit
March				
5	1			303
6	1			311
7		3		163 103 161
19	1			307
20	1			308
21		3		105 104 187
April				
9	1			310
10		3		157 189 106
11		3		183 107 159
23	1			312
24	1			371
25		3		180 181 182
May				
14	1			306
15	1			313
16		3		108 170 171
June				
4	1			316
5		3		156 109 172
6		3		147 146 193
25	1			319
26		3		190 150 151
27		3		110 111 174
July				
9	1			314
10	1			301
11		3		177 178 179
23	1			315
24	1			318
25		3		186 191 112
August				
1			1	801
14			2	802 803
15		3		169 192 113
September				
3	1			399
4	1			317
5		3		158 166 167

24	1			398
25		3		173 114 115
26		3		184 116 188
October				
8	1			309
9		3		117 162 165
10		3		185 168 160
22	1			304
23		3		176 702 716
24		3		194 195 196
November				
12	1			320
13	1			391
14		3		393
December				
3	1			305
4	1			197
5		3		TBD

B. Fire Hose

The Department initiated a program of certification testing for fire hose in FY17. In FY18, there were 122,020 feet of hose tested and 116,820 feet were certified. All fire hose currently in service are certified.

C. Ground Ladders

FY18 Testing
6,560 feet tested
3,806 feet certified
864 feet not required
1,000 feet not tested (out of service)

In FY17, the Department disposed of 2,000 feet of ladders. In FY18, the Department began the process of disposing of approximately 800 feet of ground ladders.

During FY18, pumpers were delivered with 864 feet of new ground ladders that do not require testing until FY19. Several ground ladders (approximately 1000 feet) were not tested due to apparatus being out of service at vendors.

D. Nozzles

In FY18, the department expanded the annual testing to include nozzles. Two hundred thirty-one nozzles were tested and passed in FY18.

48. What are the achievements of the Apparatus Division in FY18 and FY19, to date?

The Department doubled down on our efforts, which have been ongoing since 2015, to ensure that every vehicle on the street is in a safe working condition, and that we have a strong reserve fleet available.

As the Committee knows, a 2014 report by the consulting firm BDA Global (“BDA report”)¹ recommended that the Department follow a replacement schedule for the purchase of all of its vehicles. Since 2015, the Mayor and Council have funded our vehicle replacement schedule consistent with the BDA report’s recommendations, resulting in an unprecedented financial investment in our fleet. This funding followed a period of time when there was a slowing down in the purchase of apparatus. That pause in purchasing, combined with the time it took to update to NFPA compliant specifications for fire apparatus, means that it has taken a few years to get the Department back to where we want to be. Nonetheless, we have made significant progress.

Since 2016, we have had a full reserve of ambulances on a regular basis, which has enabled us to improve our preventive maintenance and “up time” for those vehicles. After extensive planning and some engine purchases from 2016 to 2018, we had a large infusion of new engines this year – 18 total. With the new arrivals, our engine fleet has finally stabilized to the point that we have had approximately four engines per day in reserve since this summer. We have taken delivery of an additional six new Engines that we plan to place in service before the end of this fiscal quarter.

Our biggest challenge has been with ladder trucks, and this is reflective of the fact that these are the most complicated and time-consuming apparatus to design and purchase. Nonetheless, we just received a new tower vehicle, and we have seven new ladder trucks in the procurement process. Of the seven, we have a requisition in procurement for four, which will be sent for Council approval soon. Three of the seven ladder trucks are expected to be delivered by the end of this fiscal year. In the meantime, we are working on strategies to maintain and improve availability of ladder trucks on a daily basis.

We have made the most progress in the following areas: use of the FASTER system and data to track performance of personnel and of vehicles; training of shop personnel to Emergency Vehicle Technician (EVT) standards; restructuring the Division’s organization; pump and ladder certification testing according to NFPA and Underwriter Laboratories standards; improving our emphasis on safety in the shop; standardizing the type of vehicles we purchase; and improving the efficiency of small procurements.

Areas that are a work in progress include: launching FASTER’s new customer service portal, which will improve communications between the field and the shop about repairs; training all staff to the certification levels recommended by the BDA report; consistently doing preventive maintenance of fire apparatus; addressing the limitations of our facility by finding a new location

¹ *Audit and Assessment of the DC Fire and Emergency Medical Services Department’s Fleet Inventory and Fleet Maintenance Operations to Further Improve Fleet Management Study.*

and building a new facility; training firehouse personnel to do minor repairs; and improving procurement efficiency across the board.

The Apparatus Division has collaborated with the OCFO to model the Department's apparatus needs, as well as replacement cost structures. CARRS is being utilized for FY19 capital asset purchases.

a. What are the FY19 goals for the Apparatus Division, including goals for improving training of personnel?

The Apparatus Division FY19 goals are:

- Establish and maintain a consistent reserve fleet capability across ambulances, pumpers, and ladder trucks simultaneously.
- Become fully staffed.
- Continue to work towards personnel meeting qualification goals in accordance with National Fire Protection Association, NFPA 1071-Standard for Emergency Vehicle Technician Professional Qualifications.
- Perform preventative maintenance on all assets at all required intervals without exception.

b. What are the relevant apparatus-related certifications for each type of personnel in the Apparatus Division? For each type of personnel, how many have obtained that certification?

The figure in parentheses denotes number of technicians who have certification in the corresponding course. A technician must be certified in all corresponding courses to achieve a technical level qualification.

FIRE APPARATUS TECHNICIAN LEVEL REQUIREMENTS							
MECHANICS and SUPERVISORS						SUPERVISORS	
Level I (2)			Level II (0)			Level III (0)	
ASE Exams:		EVT Exam:	ASE Exams:		EVT Exams:	EVT Exams:	
T4 – Truck, Brakes (2)		F1 – Maintenance, Inspection, and Testing of Fire Apparatus (10)	T2 – Truck, Diesel Engines (2)		F3 – Fire Pumps & Accessories (5)	M1 – Management Level I Supervisor	
T5 – Truck, Suspension and Steering (2)		F2 – Design & Performance Standards of Fire Apparatus (8)	T3 – Truck, Drive Train (0)		F4 – Fire Apparatus Electrical Systems (3)		
			T6 – Truck, Electrical Systems (1)				
NFPA 1071 SPECIALIZED APPARATUS CERTIFICATION REQUIREMENTS							
MACHINIST	BODY TECHNICIAN	INVENTORY MANAGEMENT SPECIALIST	PROGRAM SUPPORT ASSISTANT PARTS	PROGRAM SUPPORT ASSISTANT SERVICE WRITER	WELDER	HELPER	INFORMATION TECHNOLOGY
ASE Exams:					SMWA:	No requirements.	
M Series Engine Machinist	B SERIES Collision and Repair and Refinish	P Series Parts Specialist	P Series Parts Specialist	C1 Automobile Service Consultant	Groove and Fillet Series		

c. How does FEMS track the completion of apparatus maintenance in the Apparatus Division?

Maintenance Activities are recorded into the FASTER system which is then able to track and report on completed maintenance activities.

49. Please discuss the employee structure in the Apparatus Division.

The Apparatus Division is broken into four primary functions:

- Shop floor technicians – those responsible for making repairs to FEMS assets.
- Parts room personnel – those responsible for procuring and documenting replacement parts and supplies.
- Service Writers – those responsible for documenting the work flow process in the enterprise software system and performing initial administrative duties.
- Management – those responsible for supervising shop floor operations, managing fleet activities, and coordinating Apparatus Division activities with other departments and agencies.

a. Are there vacancies in the Apparatus Division? How long have those vacancies been vacant?

Position	Grade	Vacancy Date	Details
Heavy Mobile Equipment Mechanic	11	12/1/17	Identified candidate declined offer. Position reposted.
Heavy Mobile Equipment Mechanic	10	11/25/2018	No candidate was identified from latest posting. Position reposted.
Heavy Mobile Equipment Mechanic	10	3/5/2017	Position posted.
Foreman	11	5/27/2018	Appeal to hiring process at DCHR, will be posted or filled once appeal is resolved.
Inventory Management Specialist	11	11/8/18	On hold, pending change in position description.
Fleet Management Officer	14	10/8/18	Position filled by two Battalion Fire Chiefs as of October 15, 2018.

50. The Training Division has partnered with the following educational institutions to deliver training and certifications:

The Training Division has partnered with the following educational institutions to deliver training and certifications:

University of Maryland, Maryland Fire and Rescue Institute (MFRI)

- Rescue Technician-Vehicle and Machinery Extrication
- Rescue Technician-Trench Rescue
- Rescue Technician – Confined Space Rescue
- Rescue Technician – Structural Collapse
- Fire Service Officer II
- Fire Service Officer III
- Health and Safety Officer

National Fire Academy (NFA)

- NFA – Emergency Response to Terrorism
- NFA – Leadership and Supervision
- NFA – Leadership Thru Difficult Conversation
- NFA – Strategy and Tactics for Initial Operations

Children’s National Medical Center

- Pediatric Advanced Life Support
 - Certification
 - Re-certification
- Pediatric Education for Pre-Hospital Professionals

George Washington University

- Anatomy Lab Training

George Washington University – Medical Faculty Associates

- Pediatric Advanced Life Support
 - Certification
 - Re-certification
- Advanced Cardiac Life Support
 - Certification
 - Re-certification
 - Experienced Provider
- 12 Lead ECG

Medical Doctors of the Washington Hospital Center

- Burn Injury Training

Poison Control Center

- Carbon Monoxide Poisoning

Pacific Agency Training Council

- Fire Pattern Recognition Class

Homeland Security and Emergency Management Agency

- NIMS - ICS 300/400
- NIMS - All Hazards Safety Officer

Pierce Manufacturer

- New Pumper Operator Training

Seagrave Manufacturer

- New Pumper Operator Training

George Mason University

- Infectious Disease Response Training

O2X Human Performance

- Human Performance Training
 - Strength and Conditioning
 - Nutrition
 - Sleep
 - Stress Mitigation
 - Resilience for Post-Traumatic Stress

Prince William County Resiliency Center

- Stress First Aid Peer Support Team Training

First Responder Center for Excellence

- Stress First Aid Team – Train the Trainer

Washington Metropolitan Area Transit Authority

- Joint Supervisor Training
- Metro Tunnel Drill

The Office of the Medical Director also partners with District hospitals and universities to deliver its quarterly Paramedic Grand Rounds trainings.

51. How does the agency evaluate whether the Office of Unified Communications (OUC) properly dispatches FEMS personnel according to dispatching protocol?

a. What actions did FEMS undertake in FY18 and FY19, to date, to ensure that OUC properly codes for which calls should be considered ALS or BLS?

The Office of Unified Communications (OUC) together with FEMS have three functions that assist with proper dispatching protocol. They are the following: Quality Assurance team, Fire Liaison Officer (FLO) and Emergency Medical Liaison (ELO). This is a partnership between both agencies: we are committed to making sure the proper resources are quickly and appropriately deployed to respond to the reported emergency situation.

A. Quality Assurance Team

The FEMS Quality Assurance (QA) Team at the Office of Unified Communication randomly reviews calls for Fire and EMS and reviews 100 percent of cardiac arrest calls, to ensure that they are processed and dispatched in accordance with Criteria Based Dispatch guidelines. The FEMS QA team provides the FEMS Medical Director and the OUC Quality Assurance team with regular reports of the reviewed cases, in an attempt to address any issues that are identified. They regularly attend the various committee meetings to provide feedback and recommendations to insure compliance with standards.

B. Fire Liaison Officer (FLO)

The FLO monitors OUC's Fire Dispatchers to ensure that the appropriate resources are being properly dispatched according to our fire response plans and in accordance with the event type description as identified in Criteria Based Dispatch system and in accordance with the Department's policies and procedures. This is accomplished by monitoring the OUC operations and recommending changes in dispatching resources where needed. The FLO also has the responsibility of facilitating training to OUC personnel on FEMS policies and procedures, monitoring dispatch and fire ground tactical radio channels, monitoring applications for Computer Automatic Dispatch (CAD), and assisting with managing Maydays and other significant events.

C. Emergency Medical Liaison (ELO)

The ELO position has duties and responsibilities similar to the FLO position but for EMS calls. ELOs also oversee and provide system management for hospital transports, to ensure they are evenly distributed across District hospitals. The ELO serves as the primary point of operational contact between the Department and hospitals in the National Capital Region.

52. How did FEMS work with OUC in FY18 and FY19, to date, to ensure that individuals who are CPR-trained are connected to a nearby person who needs assistance and to the nearest AED?

FEMS partners with the Office of Unified Communications (OUC) on the following strategies: PulsePoint, Atrus National AED Registry, and Telephone CPR (T-CPR)

A. PulsePoint Responders

PulsePoint empowers everyday citizens to provide life-saving assistance to victims of sudden cardiac arrest. App users who have indicated they are trained in cardiopulmonary resuscitation (CPR) and willing to assist in case of an emergency can be notified if someone nearby and in public space is having a cardiac emergency and may require CPR. The location of patients is provided, before or simultaneously with the dispatch of advanced medical care. The application also directs these potential rescuers to the exact location of the closest Automated External Defibrillator (AED). The Department encourages all individuals trained through its Hands on Hearts and CPR certification programs to register for PulsePoint.

B. Telephone CPR (T-CPR)

T-CPR is a critical link in the cardiac arrest chain of survival. The Department has trained OUC call takers in how to recognize cardiac arrest from a 911 caller's description of a patient, and how to give pre-arrival instructions, which include instructions on how to give CPR and how to locate the nearest AED. We provide this training on a regular basis and our Quality Assurance team reviews 100 percent of cardiac arrest calls to evaluate the quality of T-CPR provided. In December, Mayor Bowser, the Department, and OUC recognized an OUC call taker for providing effective T-CPR for a cardiac arrest call, which likely played a large role in that patient's survival and release from the hospital.

C. Atrus National AED Registry

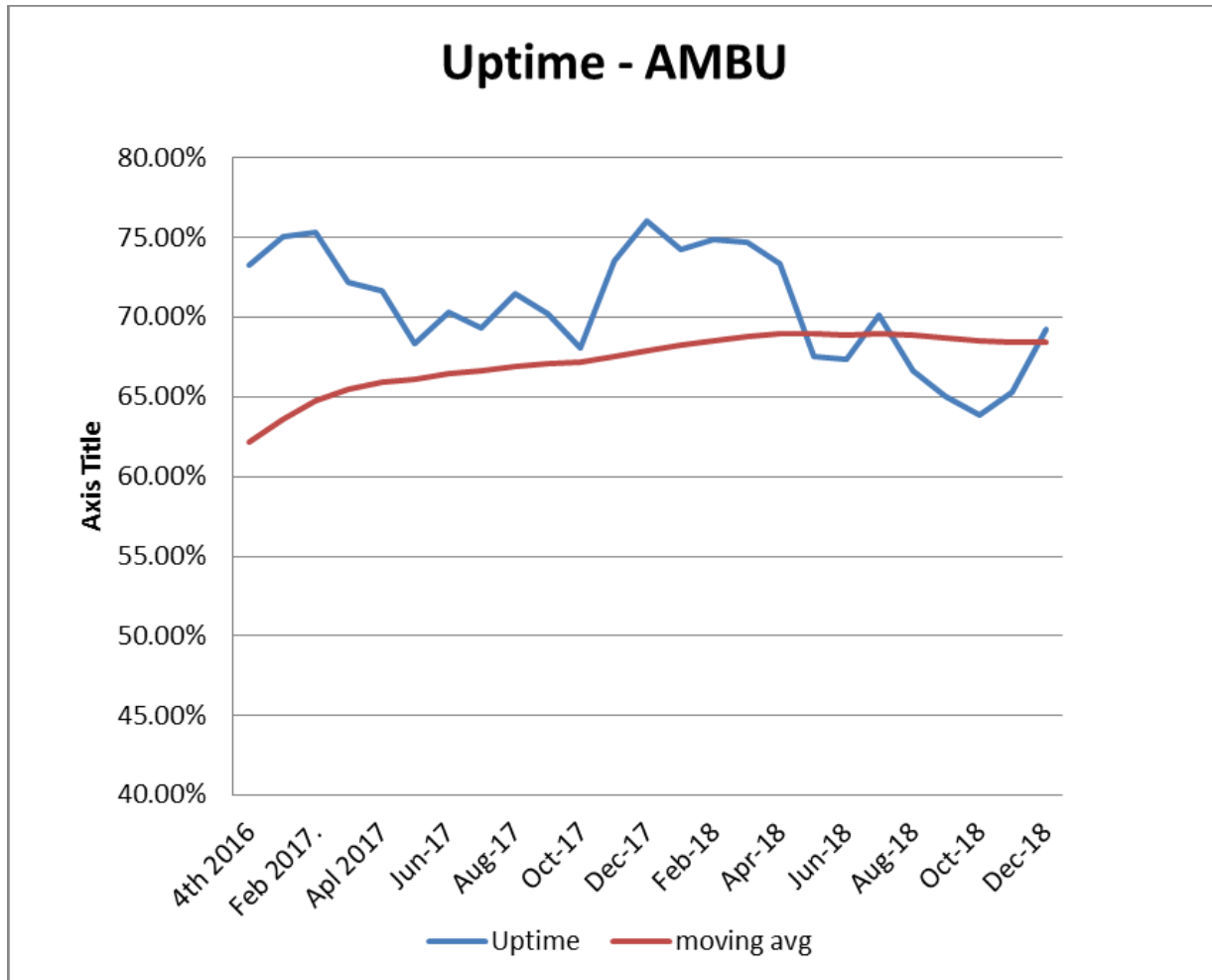
The National AED Registry is a data repository containing information about the presence and location of registered, publicly accessible AEDs. This information is used by the AED Link system to generate and transmit a GIS map layer showing OUC personnel the locations of registered AEDs nearby Sudden Cardiac Arrest victims. This information is shared with the caller and PulsePoint app holders. Registering AEDs can help save lives by letting participating emergency response agencies know where AEDs are located. AED owners are also required to register AEDs with the Department.

53. Please provide ALS and BLS transport availability data since FEMS entered into the AMR contract.

We are still compiling this data. The Department looks forward to working with the Committee to submit a response for this question.

54. Please provide FEMS ambulance uptime percentage and moving average data for FY17, FY18, and FY19, to date.

The ambulance uptime percentage and moving average are noted in the table below.



55. Please provide monthly FEMS response time data, by classification of incident, for FY17, FY18, and FY19, to date.

- a. For EMS response time, include: the percentage of high priority EMS calls when a first responding EMT arrived in 5 minutes or less; the percentage of higher priority EMS calls when a first responding EMT arrived in 5 minutes or less and a Paramedic arrived in 9 minutes or less; the percentage of highest priority EMS calls when a first responding EMT arrived in 5 minutes or less and two Paramedics arrived in 9 minutes or less; and the percentage of high priority EMS calls when a FEMS transport unit arrived in 9 minutes or less.**
- b. For fire response time, include: the percentage of structure fire calls when a first responding fire engine arrived in 5 minutes 20 seconds or less; and the percentage of structure fire calls when a first alarm assignment arrived in 9 minutes 20 seconds or less.**

Please see the following data, which was excerpted from the Department's FY19 Key Performance Indicator Reporting – Quarter 1 report:

KPI Description	FY17 Actual	FY18 ACTUAL	FY18 Target	FY19 Quarter 1	FY19 Target	Percentage of FY19 Target	Direction Preference
Percentage of higher priority EMS calls when a first responding EMT arrived in 5 minutes or less.	63.3%	61.7%	90.0%	57.2%	90%	64	Up
Percentage of higher priority EMS calls when a first responding EMT arrived in 5 minutes or less and a Paramedic arrived in 9 minutes or less.	50.6%	51.2%	90.0%	46.8%	90%	52	Up
Percentage of highest priority EMS calls when a first responding EMT arrived in 5 minutes or less and two Paramedics arrived in 9 minutes or less.	63.7%	66.1%	90.0%	65.3%	90%	73	Up
Percentage of higher priority EMS calls when a FEMS transport unit arrived in 9 minutes or less.	81.9%	82.9%	90.0%	81.1%	90%	90	Up
Percentage of structure fire calls when a first responding fire engine arrived in 5 minutes 20 seconds or less.	96.6%	95.2%	90.0%	93.4%	90%	104	Up
Percentage of structure fire calls when a first alarm assignment arrived in 9 minutes 20 seconds or less.	95.0%	92.2%	90.0%	85.5%	90%	95	Up

56. What is the rate of BLS transports by ALS providers for FY18 and FY19, to date, and vice versa?

We are still compiling this data. The Department looks forward to working with the Committee to submit a response for this question.

57. How many BLS and ALS calls did FEMS receive in FY17 and FY18, to date, by month?

We are still compiling this data. The Department looks forward to working with the Committee to submit a response for this question.

We are pleased to report that Criteria Based Dispatch (CBD) has been very successful at better matching all types of EMS calls with the right resources. Prior to the launch of CBD, approximately 50 percent of EMS dispatches were Basic Life Support (BLS) dispatches and 50 percent were Advanced Life Support (ALS) dispatches, although only 30 percent of our transports are ALS transports. From April 19 through December 31, 68 percent of dispatches have been BLS dispatches and 32 percent have been ALS. This means that we are saving our ALS resources for our most critical patients, which was one of the goals of the program. Another improvement from CBD has been a reduction in dispatch times for the most critical calls.

58. How does FEMS reduce the strain on high-volume engine companies? Please list each engine company in the District, by volume of calls.

a. For areas in the District with a high volume of incidents, i.e. “hotspots”, how does the agency work with its sister agencies to better understand the factors driving those numbers and then intervene to reduce call volume?

The Department has protocols in place to move Fire and EMS resources on a real-time basis when necessary. We also use a multi-agency strategy in coordination with HSEMA that includes law enforcement, EMS response, behavioral health outreach, education, and prevention when appropriate.

As in the case of the increased call volume related to synthetic drug use, we continue to monitor call volume daily and monitor hot spots. When this occurs, we deploy the assets and capabilities of our sister agencies and increase Fire and EMS resources.

We are still compiling this data. The Department looks forward to working with the Committee to submit a response for this question.

59. How have patient outcomes changed in FY18 and FY19, to date? Please provide any relevant data tracked by the agency.

Please see the attachments for Question 59 for the Department's FY18 CARES or Utstein reports, as well as charts indicating cardiac arrest survival.

The most comprehensive patient outcome data the Department has measured over time is cardiac arrest survival data. The Department submits this data to the CARES (Cardiac Arrest Registry to Enhance Survival) database, which is a national database used by EMS jurisdictions across the country. We report this data on an annual basis because of the lag time of getting reports from hospitals; therefore, complete year-to-date FY19 data is not available. We are pleased to report that the District is now above the national average in *all seven* Utstein categories (cardiac etiology) tracked by the CARES database, up from five categories last year.

The following is a summary comparing FY18 to FY17 for cases with cardiac etiology:²

- **Overall.** The percentage (shown) is calculated by dividing the number of all patients “discharged alive” (numerator) appearing at the bottom of each page on the Utstein Report, all added together (not shown), by the total number of cases presenting with “Cardiac Etiology” (denominator) appearing near the top of the first page on the Utstein Report (shown as the number in parenthesis next to the percentage). For FEMS, this measure was 9.7%. For national, it was 8.8%. During FY 2017 (last fiscal year), for FEMS, this measure was 10.8%. For national, it was 9.0%.
- **Bystander Witnessed.** The percentage (shown) is calculated by dividing the number of patients “discharged alive” (numerator) appearing only at the bottom of the first page on the Utstein Report, each added together (not shown), by the total number of cases of “Witnessed Arrest (Bystanders)” (denominator) appearing near the middle of the first page on the Utstein Report (shown as the number in parenthesis next to the percentage). For FEMS, this measure was 15.8%. For national, it was 13.8%. During FY 2017 (last fiscal year), for FEMS, this measure was 18.1%. For national, it was 14.3%.
- **Unwitnessed.** The percentage (shown) is calculated by dividing the number of patients “discharged alive” (numerator) appearing only at the bottom of the second page on the Utstein Report, each added together (not shown), by the total number of cases of “Unwitnessed Arrest” (denominator) appearing at the top of the second page on the Utstein Report (shown as the number in parenthesis next to the percentage). For FEMS, this measure was 4.1%. For national, it was 3.3%. During FY 2017 (last fiscal year), for FEMS, this measure was 4.8%. For national, it was 3.4%.
- **Utstein (1).** This is the commonly compared “Survival Rate.” The percentage (shown) is calculated by dividing the number of patients “discharged alive” (numerator) appearing ONLY at the bottom of the FIRST page in the MIDDLE column on the Utstein Report, by the total number of cases with an “Initial Rhythm VF/VT ” (denominator) appearing near the

² This data is as of February 4, 2019.

middle of the FIRST page on the Utstein Report (shown as the number in parenthesis next to the percentage). For FEMS, this measure was 43.1%. For national, it was 29.8%. During FY 2017 (last fiscal year), for FEMS, this measure was 28.9%. For national, it was 29.9%.

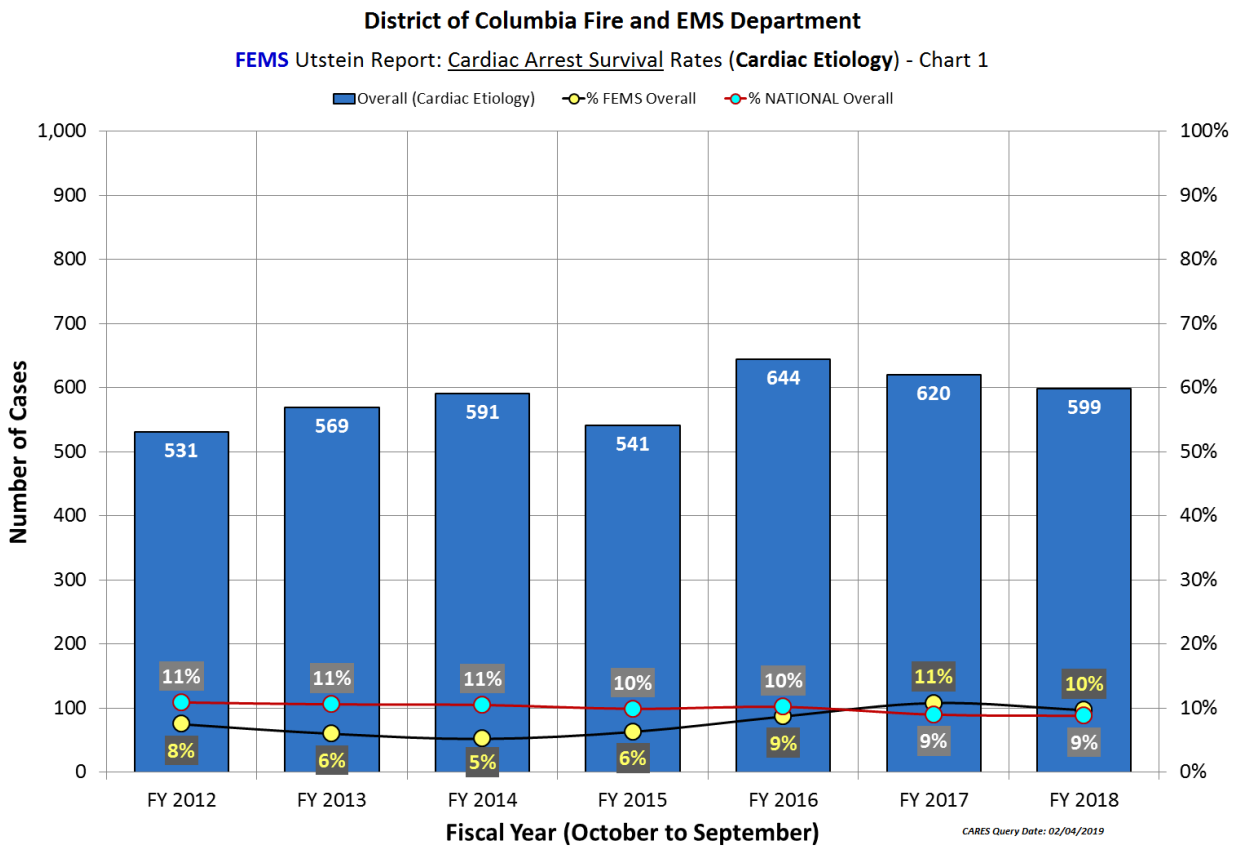
- **Utstein Bystander (2).** This is a “Survival Rate” for cases included in the Utstein (1) measure which exclusively received “Bystander CPR Participation.” For example, if there were 100 cases identified by Utstein (1), and 50 of such cases received bystander CPR, this measure, or Utstein Bystander (2), only calculates the survival rate for patients who received bystander CPR (or 50 out of the 100 overall cases). The percentage (shown) is calculated by dividing the number of patients “discharged alive” (numerator) not appearing on the Utstein Report, by the total number of cases presenting with “cardiac etiology,” “witnessed by a bystander (other than 9-1-1 personnel),” when the patient was found in an initial rhythm of VF/VT, and when CPR and/or AED use was provided by “a lay person, lay person family member or lay person medical provider (excluding first responders and/or EMS personnel)” (denominator), also not appearing on the Utstein Report (shown as the number in parenthesis next to the percentage). For FEMS, this measure was 48.6%. For national, it was 32.9%. During FY 2017 (last fiscal year), for FEMS, this measure was 42.1% For NATIONAL, it was 33.4%.

The following is a summary comparing FY17 to FY18 for cases with bystander intervention:

- **CPR (Bystander Intervention).** The percentage (shown) is calculated by dividing the number of patients receiving CPR from “a lay person, lay person family member or lay person medical provider (excluding first responders and/or EMS personnel)” (numerator), not appearing on the Utstein Report, by the total number of cases presenting with “cardiac etiology,” not occurring in a “nursing home” or “healthcare facility,” and not occurring “After Arrival of 911 Responder” (denominator), also not appearing on the Utstein Report (shown as the number in parenthesis next to the percentage). For FEMS, this measure was 29.2%. For national, it was 39.3%. During FY 2017 (last fiscal year), for FEMS, this measure was 25.9%. For national, it was 38.7%.
- **Public AED Use (Bystander Intervention).** The percentage (shown) is calculated by dividing the number of patients receiving CPR from “a lay person, lay person family member or lay person medical provider (excluding first responders and/or EMS personnel)” (numerator), not appearing on the Utstein Report, by the total number of cases presenting with “cardiac etiology,” not occurring in a “home/residence,” “nursing home” or “healthcare facility,” and not occurring “After Arrival of 911 Responder” (denominator), also not appearing on the Utstein Report (shown as the number in parenthesis next to the percentage). For FEMS, this measure was 9.8%. For national, it was 13.1%. During FY 2017 (last fiscal year), for FEMS, this measure was 8.8%. For national, it was 12.1%.

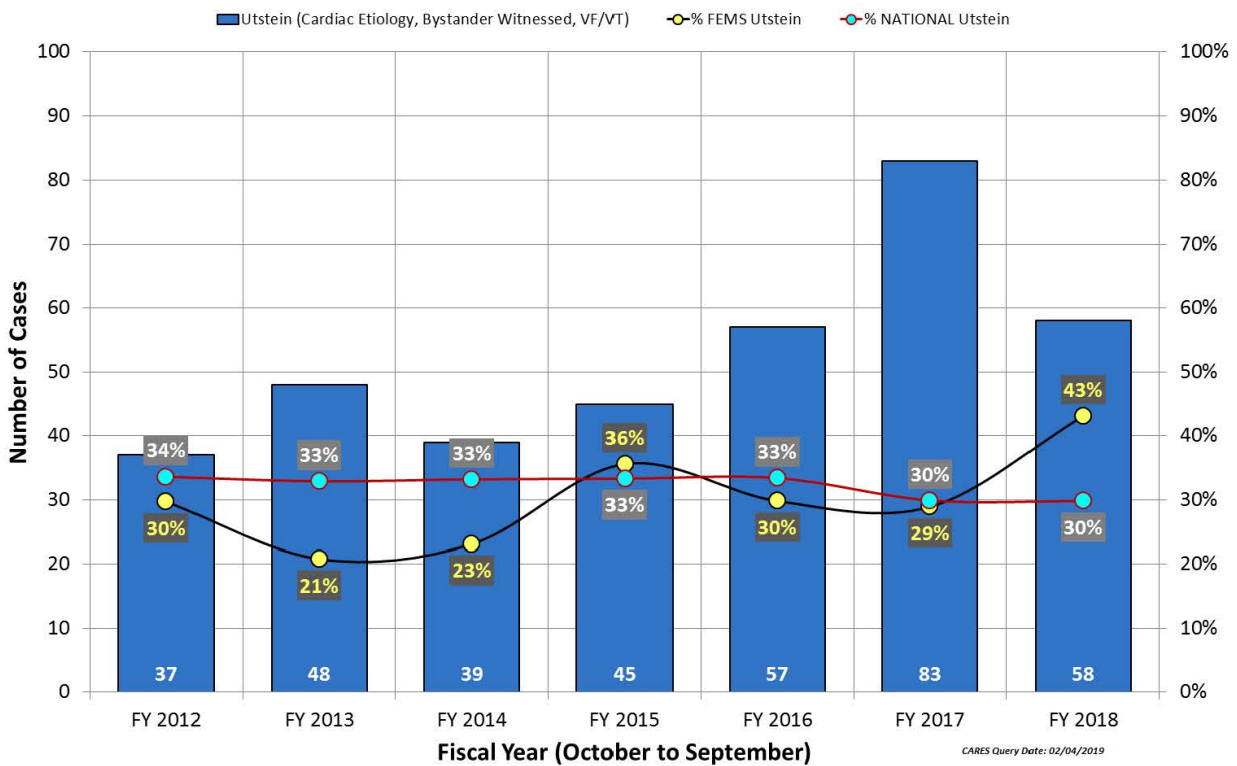
It is difficult to draw conclusions about cause and effect with respect to cardiac arrest survival rates on a year-to-year basis as these are small data sets with many factors determining patient outcomes. But we are encouraged the rate has remained on a positive trend upwards for the past five years in the category of overall survival (cardiac etiology), and has increased every year for the past five years in the category of CPR (bystander intervention). Most exciting, is that for

patients with a ventricular fibrillation rhythm, which is a “shockable” rhythm where EMS intervention is most likely to make a difference in a patient’s outcome, we shot above the national average to 41 percent, compared to a national average of 27 percent. These trends are shown in the following charts:



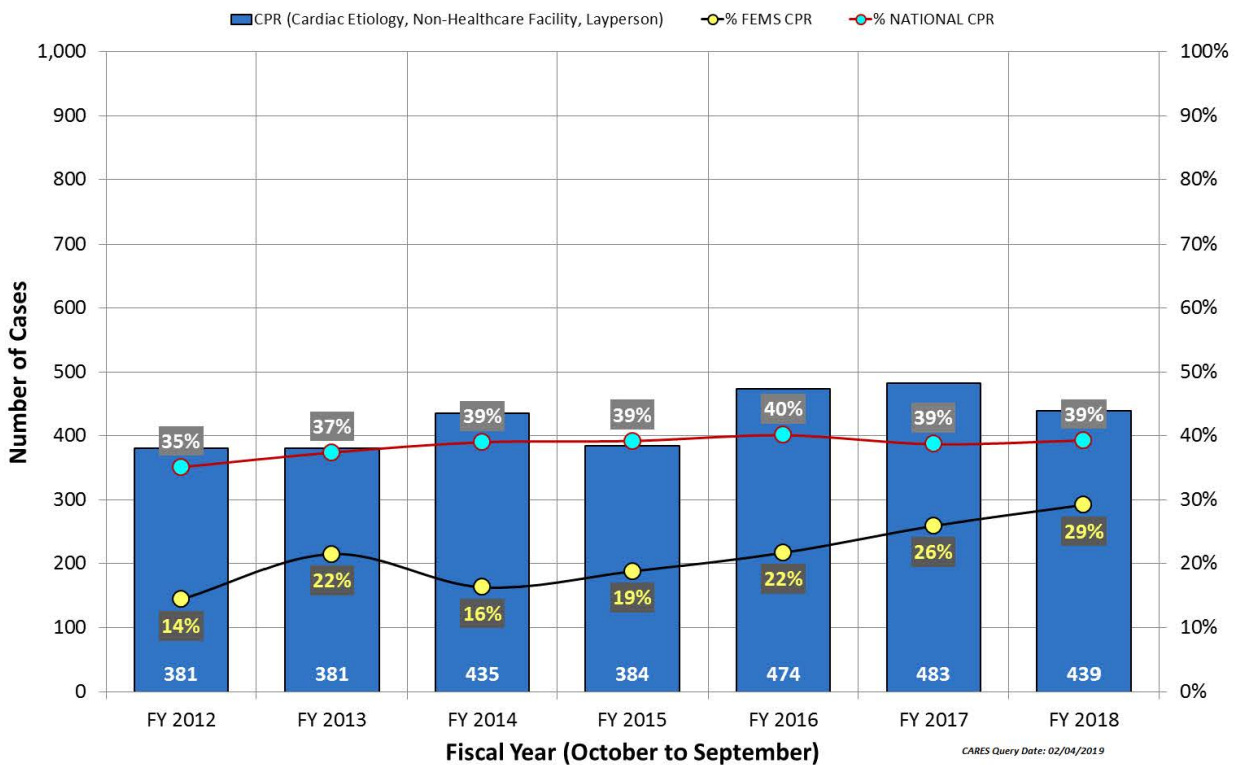
District of Columbia Fire and EMS Department

FEMS Utstein Report: Cardiac Arrest Survival Rates (Cardiac Etiology, Bystander Witnessed, VF/VT) - Chart 4



District of Columbia Fire and EMS Department

FEMS Utstein Report: Bystander Intervention Rates (Cardiac Etiology, Non-Healthcare Facility, Layperson) - Chart 6



Please also refer to our CQI KPIs for data on the quality of our patient care for time sensitive illnesses, such as STEMI, stroke, and trauma.

60. Please describe and provide relevant data for FEMS and AMR unit availability in FY18 and FY19, to date.

We are still compiling this data. The Department looks forward to working with the Committee to submit a response for this question.

61. Please discuss changes to training provided to personnel after FEMS' entrance into the AMR contract. How many hours of training have personnel received due to the execution of the AMR contract, specifically?

EMS Training

As we previously reported in our reports to the Council on implementation of the AMR contract, we have continued to deliver EMS recertification training on a quarterly basis in module format. As a result of this training implementation we have continued to increase our members training hours. The new EMS module program allows us to train our members in EMS more frequently so that they are continuously maintaining and updating their skills. It also allows us to introduce new training topics in the short term when the need arises.

Please refer to the chart below, for a comparison of previous training.

Table I: EMS Training Hours Delivered (October 1, 2017 – December 31, 2018)

Class Type	Number of participants	Number of hours per class	Total
Advanced Cardiac Life Support (Experienced Provider)	2	16	16
Advanced Cardiovascular Life Support (Refresher)	168	8	1344
Pediatric Advanced Life Support (Provider)	39	16	624
Pediatric Advanced Life Support (Refresher)	194	8	1552
Advanced Medical Life Support (Provider)	72	16	1152
Advanced Medical Life Support (Refresher)	95	8	760
Geriatric Education for EMS (GEMS) (Provider)	75	8	600
Prehospital Trauma Life Support (Provider)	51	16	816
Module 2: Trauma & Excited Delirium Syndrome (ExDS)	142	4	568
Module 3: Cardiovascular and Respiratory Emergencies, Pharmacology	122	4	488
Module 4: Altered Mental Status	285	4	1140

Module 5: High Performance CPR/Wellness	535	4	2140
Module 6: Handtevy Pediatric System	1065	4	4260
Module 7: Unusual Emergencies	1736	4	6944
Module 8: Mental Health and Safety	1312	4	5248
Module 9: OB and Pediatric Emergencies	1285	4	5140
Module 10: MCI and Field Triage	1414	4	5656
Paramedic Grand Rounds: ALS Skills	266	4	1060
Paramedic Grand Rounds: Cardiac Arrest	193	4	772
Paramedic Grand Rounds: Pediatrics	144	4	576
Paramedic Grand Rounds: Burns and CO	217	4	868
Pediatric Education for Prehospital Providers (PEPP)	88	16	1408
Distance Learning Modules (Target Safety Courses)	Variable	Variable	18320
EMT Certification Course	100	310	31,000
		2018 Total:	92,452

In addition to the EMS module program, we have introduced the following new Advanced Life Support (ALS) and All Provider (Basic Life Support (BLS) and (ALS)) training initiatives since the entrance into the AMR contract:

- **Paramedic Grand Rounds:** Four rotating four-hour symposiums conducted by the local medical schools/teaching hospitals. Participation is mandatory for all ALS providers and optional for BLS providers.
- **Enhanced Pediatric Training:** Eight-hour clinical rotations at Children's National Medical Center (CNMC) under the supervision of the medical staff and faculty of CNMC. Participation is mandatory for all ALS providers.

In order to add further structural improvements to the Department's training capabilities, the Training Division has expanded its pool of adjunct faculty by inviting clinical experts from local

universities and hospitals to develop and deliver continuing medical education. The Training Division (in conjunction with the Medical Directors) has also identified active operational providers within FEMS who have strong clinical and teaching skills and has developed a new cadre of certified adjunct instructors who are bringing fresh energy and insight to the delivery of EMS training and education. These adjunct instructors are managed and supported by a core group of uniformed and civilian training staff who are responsible for course logistics, curriculum development, and performance management. The Medical Directors perform clinical oversight and quality management of all EMS training staff and adjunct instructors, as well as clinical competency evaluations for both new and veteran providers.

Other recent structural improvements to EMS Training (in addition to the new initiatives discussed previously) include reducing the reliance on distributive (online) education during the recertification process and improving the efficiency and convenience of class scheduling by moving to an online registration system for specific courses.

Fire-Based/Related Training

We have not tracked on an hourly basis the Department's provision of fire-based/related training before and after the AMR contract, but can summarize the training that has taken place in FY 2018 as follows:

The Engine Company Operations In-service training and Self-Contained Breathing Apparatus (SCBA) In-service training that was started in FY 2017 is ongoing with an expected ending date of March 30, 2018. Other in-service/module trainings in Calendar Year 2018 (subject to change) include:

Training	Dates
EMS Module Make-Ups	January 1 through March 27, 2018
ICS/SOG Training	January 1 through March 2, 2018
Sexual Harassment Training/Diversity	April 2 through May 25, 2018
SCBA Sustainment Training	January 2 through March 29, 2018
SCBA Sustainment Training	November 13 through December 21, 2018
Multi-Company Evolutions	September 24 through November 9, 2018
1403 Live Burn Training	February 12 through February 15, 2018
1403 Live Burn Training	March 7 through March 8, 2018
1403 Live Burn Training	March 5 through March 6, 2018
1403 Live Burn Training	March 26 through March 29, 2018
Engine Company Operations	October 16 through November 9, 2017
Engine Company Operations	April 9, through August 30, 2018
HazMat Technician Certification	December 3, December 14, 2018
Leadership Development: Mission Command Workshop	December 10, 2018
Leadership Development: Mission Command Workshop	December 17, 2018

In the first quarter of FY 2018, the Department also rolled out new Standard Operating Guidelines (SOGs) for fire suppression that are designed to move the Department into closer

compliance with national standards on incident command and firefighter safety. Training on the new SOGs was included in the Department-wide rollout of the new SOGs.

In addition to the above, please see the table below for the remaining FY 2018 training schedule at the Training Academy:

Course Title	Start Date	End Date
FIRE OFFICER II	1/8/2018	1/19/2018
FIRE OFFICER III	1/22/2018	2/2/2018
SUPERVISOR II	2/5/2018	2/9/2018
SUPERVISOR II	2/12/2018	2/16/2018
SUPERVISOR I	2/20/2018	3/2/2018
FIRE OFFICER II	3/5/2018	3/9/2018
NFA-EMERGENCY RESPONSE to TERRORISM	3/5/2018	3/6/2018
INSTRUCTOR I	3/12/2018	3/16/2018
NIMS 300 and 400	3/12/2018	3/14/2018
INSTRUCTOR II	3/19/2018	3/23/2018
NIMS 300 and 400	4/4/2018	4/6/2018
VEHICLE AND MACHINERY RESCUE	4/9/2018	4/12/2018
MSHA TUNNEL RESCUE	4/16/2018	4/27/2018
INSTRUCTOR II	4/23/2018	4/27/2018
SUPERVISOR I	4/30/2018	5/11/2018
SWIFTWATER RESCUE	5/14/2018	5/18/2018
MARINE FIREFIGHTING	5/21/2018	5/25/2018
SUPERVISOR II	6/4/2018	6/8/2018
VEHICLE AND MACHINERY RESCUE	6/11/2018	6/14/2018
INSTRUCTOR I	6/18/2018	6/22/2018
TRENCH RESCUE	6/25/2018	6/28/2018
EMERGENCY BOAT OPERATIONS & RESCUE	7/9/2018	7/12/2018
SWIFTWATER RESCUE	7/16/2018	7/20/2018
NIMS 300 and 400	7/25/2018	7/27/2018
VEHICLE AND MACHINERY RESCUE	8/13/2018	8/16/2018
SUPERVISOR II	8/6/2018	8/10/2018
ROPE RESCUE	8/20/2018	8/24/2018
SUPERVISOR I	9/10/2018	9/21/2018
CONFINED SPACE RESCUE	9/10/2018	9/14/2018
EMERGENCY BOAT OPERATIONS & RESCUE	9/17/2018	9/20/2018
INSTRUCTOR I	9/24/2018	9/28/2018
EMERGENCY BOAT OPERATIONS & RESCUE	9/24/2018	9/27/2018
STRUCTURAL COLLAPSE RESCUE	10/1/2018	10/12/2018
HAZ-MAT TECHNICIAN	10/15/2018	10/26/2018
INCIDENT SAFETY OFFICER	10/29/2018	11/2/2018
SUPERVISOR I	10/29/2018	11/9/2018
INSTRUCTOR I	11/13/2018	11/16/2018
HEALTH AND SAFETY OFFICER	11/26/2018	11/30/2018
AIRCRAFT FIREFIGHTING AND RESCUE	11/12/2018	11/16/2018
SUPERVISOR II	12/3/2018	12/7/2018

62. What percentage of AMR employees under the contract are District residents? For those who are not District residents, where do they reside? How, specifically, have FEMS and AMR worked to increase this number?

- DC residence – 23%
- MD residence – 56%
- VA residence – 16%
- Other states of residence – 5%³

AMR is continuing to work toward becoming an EMS education provider in the District of Columbia (through the Office of the State Superintendent of Education), so that it can sponsor an EMT training program that would be marketed toward District residents. AMR is currently reconfiguring the layout of its property to meet the ADA requirements for an educational facility, which is a barrier to achieving authority to sponsor the program. Once this reconfiguration is complete, AMR should meet all qualifications and be able to resubmit for approval to all of the required agencies within the District Government.

In the meantime, FEMS has connected AMR with the Eastern Senior High School EMT program. AMR has engaged with Eastern High School to assist with the classroom and hands-on training of those students.

³ This category represents AMR supervisors who have some level of oversight for the AMR operations in Washington, DC, but are located in various locations throughout the United States.

- 63. Has FEMS considered dispatching AMR ambulances simultaneously with a FEMS ambulance when responding to calls in order to reduce wait times for FEMS providers? If not, why not?**
- a. Has FEMS considered implementing any other alternative solutions for reducing wait times?**

Yes, the Department has considered changing operational procedures. When we rolled out the AMR initiative with Mayor Bowser, an important part of the message to the Council and the public was that the Department would continue to respond to every 911 call and that its employees would continue to assess patients before making a decision about whether to transfer the patient to AMR. Now that AMR has been in service for almost three years, the effectiveness of this strategy has been demonstrated and the public is more familiar with it, the Department is evaluating the effectiveness of this model in the long-term. In the meantime, the current AMR model still allows the Department to save time associated with transporting low acuity patients to hospitals and waiting to transfer them to emergency departments, which helps to preserve its unit availability for critical patients. Referring patients to the Nurse Triage Line also preserves unit availability for FEMS and AMR units, although the scale of that time savings is currently modest.

64. What has FEMS done to divert low-acuity callers from utilizing EMS services in FY18 and FY19, to date?

On April 19, 2018, FEMS launched the *Right Care, Right Now* Nurse Triage Line (NTL). The goals of this initiative are to improve patients' health outcomes and to preserve FEMS resources for those patients with life threatening injuries and illnesses. It should also free up beds in crowded hospital emergency departments, which will benefit all critically injured or ill emergency patients. The District has the highest per capita EMS call volume in the nation. Our high non-emergency call volume strains the Department's resources for emergencies.

Under the NTL program, callers to 911 with non-emergency injuries or illnesses may be transferred to a nurse. The nurse asks the caller questions and assesses his or her symptoms so that the nurse can refer the caller to the most appropriate non-emergency medical care available, either self-care or care at a community clinic or urgent care clinic in the caller's neighborhood. Medicaid and DC Healthcare Alliance enrollees are provided with free transportation to and from the clinic.

For the first nine months of the program, the NTL was active from 7 a.m. to 11 p.m., seven days a week. We noticed that a significant number of NTL-eligible calls were made during the overnight hours, so in January we expanded the line to 24 hours a day.

Our data from the first nine months of the program is very encouraging in terms of the experience of the patients participating in the program. Between April 19 and January 19, 377 911 callers were referred to a clinic by our nurses, and 323 patients were referred to self-care. For these calls, the average time that it took the nurse to answer the transferred call from 911 was nine seconds. The average length of time a patient spends on the phone with the nurse was approximately six minutes. For those patients receiving non-emergency transportation to clinics, the average time from dispatch to arrival to the patient was 13 minutes. In total, the average time from dispatch to arriving at the clinic was 37 minutes. A comparison of these metrics to traveling by ambulance to a hospital across town, and then waiting potentially hours in an emergency room before seeing a doctor, the benefits of the program are clear.

Our patients' feedback on their experience with the program thus far reflects these benefits. Our nurses call 100 percent of patients within 24 hours of their call to 911. Since the launch, nurses made 818 calls, and actually spoke to 107 patients, for a response rate of 13 percent. Of those, 93 percent of responses were positive.

The numbers of patients referred to the program, however, has been lower than we anticipated before the launch. This is not surprising for a program that is so new to District residents and to the EMS system. We also expect telephone screening from the 911 center to be an appropriately risk-averse process, with many calls being referred for dispatch, because the nurse does not conduct an in-person assessment of the patient.

In order to reach as many eligible patients as possible, and to grow on the positive transportation and patient care experience during the first nine months of the program, we will move to the next phase of this program in March. During the next phase, our field providers will begin referring

patients to the nurse from the field on a pilot basis, starting in the second and fourth battalions. If the pilot goes smoothly, we hope to expand the field provider referral process city-wide in the coming months. As we did last year before the launch of *Right Care, Right Now*, we will conduct comprehensive public education outreach before the pilot starts. This month, members of our leadership team are attending community and ANC meetings in all eight wards to share data from the first nine months of the program, and to explain how the next phase will work. We will also engage local media to help us with public education as we get closer to March 1.

65. How many District-wide CPR in-community training programs for District students, employees, and residents did FEMS conduct in FY18 and FY19, to date?

The agency issued 840 CPR certifications for in-community members in FY18 and the first quarter of FY19.

66. Please describe the status of the Hands on Hearts program.

The following numbers are total individuals trained:

- FY18: 17,698
- FY19 (First Quarter): 1,543

Since the start of the program, the Department has trained 53,684 individuals.

The Department does not track the residency of people training in Hands on Hearts CPR.

a. How has the Hands on Hearts program been further enhanced by launching the PulsePoint app?

We encourage everyone trained in Hands on Hearts to register on the PulsePoint app. The app alerts trained individuals to the location of cardiac arrest calls within one quarter mile of the individual so they can initiate the Chain of Survival by providing CPR and locating the closest AED. It gives trained individuals the opportunity to use the skills learned and to contribute to saving someone's life.

b. How many users are registered with the PulsePoint app?

There are 5,133 users registered for the PulsePoint app, as of February 1, 2019.

c. How does FEMS measure the success of the PulsePoint app?

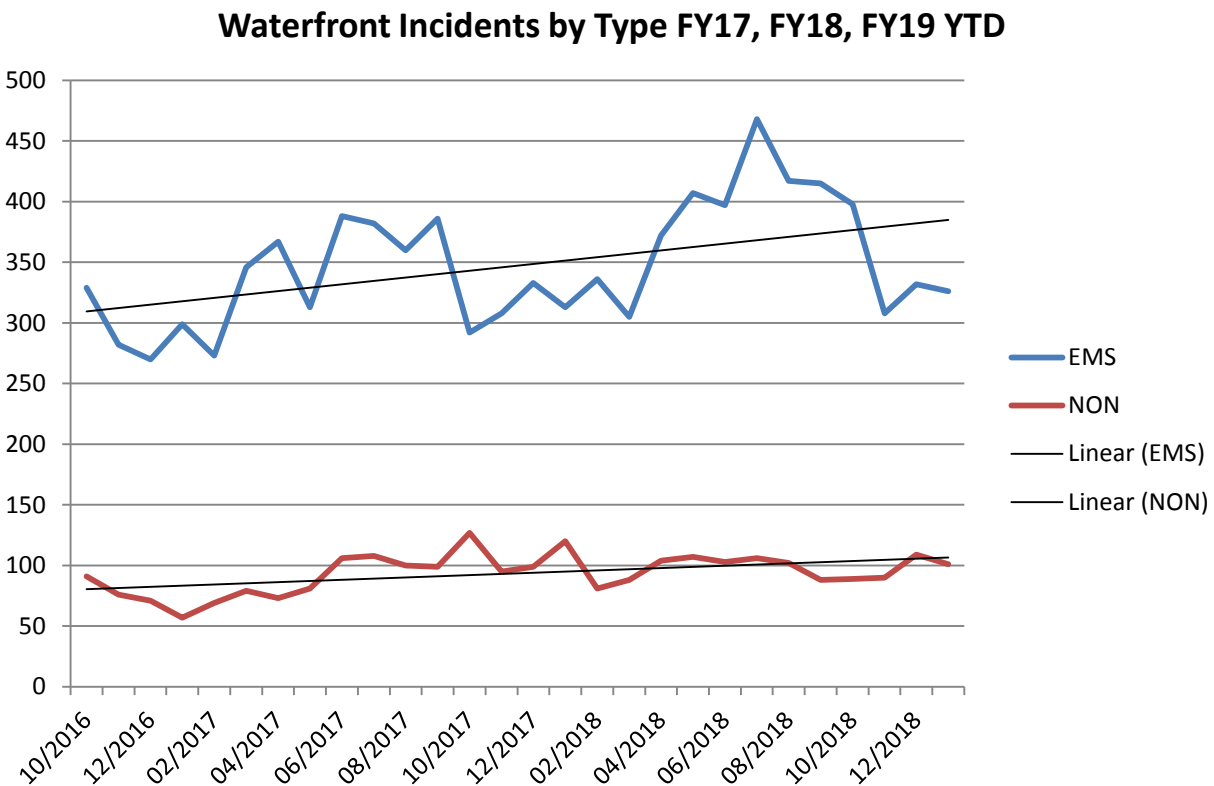
We review the data on a monthly basis and would like to see an increase in FY19. We continue to promote the app when we train people in CPR and also through social media, local media stories, and other strategies.

67. Please describe FEMS' plans to assess and address the growing needs of the Southwest Waterfront for fire and emergency medical services, including the Marine Firefighting Unit.

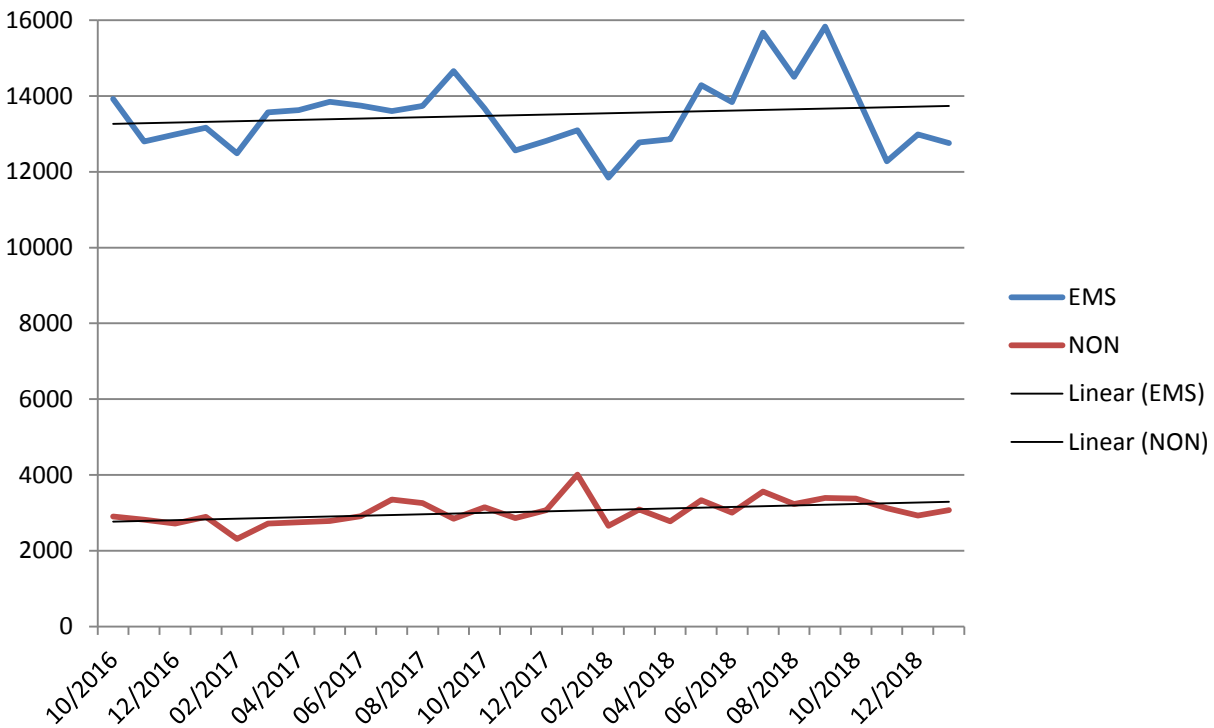
Please see below answer to Question 67(a).

a. Since the Wharf opened in October 2017, has FEMS experienced an increase in call volume in that geographic area? If so, what types of calls?

The following is a comparison of calls for service in the Wharf area in FY 2018, compared to FY 2017, as well as similar city-wide data. While there was an increase in calls in the Wharf area in the summer months, the increase was not out of proportion with the overall increase in calls city-wide. The Department continues to monitor the level of calls in this area and adjusts its resources as necessary.



NON-Waterfront Incidents by Type FY17, FY18, FY19 YTD



b. How does FEMS coordinate with HSEMA on issues relating to the Waterfront?

The lead officials from each of the Emergency Support agencies meet regularly at meetings organized by HSEMA. The purpose of these meetings is to:

- Improve preparedness through coordination of plans;
- Review incidents and identify strengths and areas for improvement;
- Function as the SARA Title III - Emergency Planning Council; and
- Update the District Response Plan.

These agencies coordinate on response issues affecting the city, including the waterfront. Past topics have included a review of pollution control and marina fire responses. In addition, the agency continues to work closely with HSEMA and the Mayor's Special Events Task Group to ensure that all events are properly supported with Fire and EMS resources.

- 68. In July of 2017, BDA Global produced a report entitled “Recommendations and Strategies for Improving the Marine Firefighting Unit.” Appendix C of the report (page A-5) provides 33 recommendations for improvement. Please provide a description, by recommendation, of what the MFU and FEMS as a whole have been doing to address these recommendations.**

NO.	RECOMMENDATION	FIRE AND EMS UPDATE
1	Replace FB-1. The new fireboat should continue to be the largest vessel in the fleet and an NFPA Type II vessel.	Currently conducting research on naval design consultants for new FB-1 and beginning development of the Statement of Work for these services
2	The new FB-1 should be a jet-propulsion boat of approximately the same length as the current FB-1.	This recommendation is under consideration.
3	Consider having the new FB-1 be capable of breaking ice up to 6 inches thick.	This recommendation is under consideration.
4	Purchase at least two airboats to provide rapid over-the-ice and shallow water response capability.	Airboat capability is under consideration for future grant applications; MPD and MWAA/National Airport have airboats in service and availability to support emergency operations. A Port Security Grant has been approved for \$175,000 for procurement of a new All Hazard Low Profile Rapid Response Boat capable of shallow water response. Delivery expected in FY19 or early FY20.
5	Contract with a naval design consultant to assist in the development of final specifications for, review of the design of, and oversee acceptance testing of the new fireboat.	Currently conducting research on naval design consultants for new FB-1 and beginning development of the Statement of Work for these services.
6	Ensure a consistent complement of equipment is carried on MFU boats.	Completed; equipment is standardized between vessels.
7	Maintain a fleet with a variety of vessel designs and capabilities because no one vessel design or size can operate successfully in the District’s different marine environments.	DC Fire and EMS continues to maintain a diverse fleet capable of responding to any expected emergency on the waterway and adjacent land areas. Capabilities will be expanded with the procurement of the new All Hazard Low Profile Rapid Response Boat in FY19-20.

NO.	RECOMMENDATION	FIRE AND EMS UPDATE
8	Work with allied marine public safety responders to update the Potomac River Emergency Incident Response Plan to clearly define incident command authorities in the area covered by the Plan.	COG Tech Rescue Group has been tasked with updating the Potomac River Emergency Incident Response Plan. Final draft is anticipated to be submitted for approval in Spring 2019. The Washington DC Waterway Working Group is currently working on specific details of response in Washington DC waters. This group includes USCG, MPD, AFD, ACFD, PGFD. The output of the Washington DC Waterway Group is SOG refinement, inter-agency communications, command, and incident management considerations. Marine Incident Command radio channel (MIC-1) has been designated and will improve inter-agency communications with regional partners. An Assistance to Firefighters Grant has been submitted to further enhance marine communications and interoperability.
9	Work with the OUC to add Common Place Names, navigational waypoints, and Aids to Navigation to the Computer-Assisted Dispatch (CAD) system.	DC FEMS initiated a Washington DC Waterways working group on January 13, 2017. This group includes MPD, OUC, USCG, MWAA, and Alexandria Fire, and is working to resolve command issues, address communications challenges, and conduct training and exercises to improve coordination. The group meets on the 2nd Tuesday of each month at MPD. This group continues to work to add these updates to the CAD.
10	Improve communications between the Harbor Patrol and MFU so that when one unit learns of an incident, it automatically alerts the other about the call.	This item will be completed by the Washington DC Waterways working group. Draft Protocols for Harbor Patrol and automatic mutual aid have been created and submitted for review. Completion of this is tied into Items 8 and 9. The Assistance to Firefighters Grant submitted to further enhance marine communications and interoperability may assist in completing this.
11	More fully develop the ability of the MFU to supply water on land over long distances.	6th Battalion Companies developed and delivered a water supply drill with FB1 for Water Supply Operations with FB1 on inland water supply. This training will continue during the Spring and Summer of FY19.
12	Do not establish a stand-alone dive-rescue capability.	FEMS is not establishing a stand-alone dive rescue capability. FEMS received \$185,000 for dive rescue training in 2017. The partnership with MPD is improving the team concept. In November 2017, fireboat members received training as line tenders for dive operations. Training will continue to expand the ability of FEMS to support MPD dive operations during FY19-20.

NO.	RECOMMENDATION	FIRE AND EMS UPDATE
13	The Incident Commander on an MFU incident should designate an Incident Safety Officer, especially during nighttime or other low-light operations.	An incident safety officer is dispatched on all marine responses. Additionally, a rescue group specific safety officer is designated for all working incidents and works directly under the incident safety officer.
14	Continue efforts to communicate the importance of high-quality CAD and National Fire Incident Reporting System (NFIRS) data.	This recommendation is being implemented; the Department is monitoring daily compliance with reporting.
15	Invest in proper training, tools, and manuals to permit marine engineers to better perform needed repairs.	A 2017 Port Security Grant of \$77,236 was approved for training. Marine Engineers have started outside technical training which will continue through FY19-20. Procurement of tools and technical information for marine engineers is ongoing and will continue through FY19-20.
16	Ensure that two boats can respond on any emergency with a crew of sufficient size to permit safe operations on the water.	FEMS agrees with the recommendation.
17	Consider hiring (or contracting for) a part-time mechanic to maintain the MFU fleet.	FEMS disagrees with this recommendation. FEMS promotes and compensates USCG certified Marine Engineers and Assistant Marine Engineers for this function.
18	Consider increasing the preference points for USCG licensure and other relevant certifications such as diesel mechanic.	The Selection Criteria are currently under review with Local 36.
19	The Department should strive to ensure that any personnel temporarily filling vacancies at the MFU are competent swimmers and have received MFU-specific training that enables them to operate safely and confidently as a deckhand on any of the fireboats.	FEMS agrees with this recommendation. Policies are in place to support this recommendation. The new selection process for rescue squad members adds a swim test to candidate qualifications. Additional policies are under development or revision to improve training and accountability. Deputy Fire Chief – Special Operations is responsible for compliance.
20	Provide MFU personnel with additional training specifically tailored to the marine operational environment.	The department received a 2017 Port Security Grant Award \$77,236 for Marine FF, BRP Outboard Motor Mechanic Training/Certification and Emergency Boat Operations. In 2018, the department received a Port Security Grant Award for the National Association of State Boating Law Administrators (NASBLA) Boat Operations and Training (BOAT) Certification which consists of four different training courses for members assigned to the fireboat as well as multiple spots for MPD Harbor Patrol members; \$283,800.

NO.	RECOMMENDATION	FIRE AND EMS UPDATE
21	Adopt clear training and certification requirements for the rescue swimmer position and maintain a list of qualified land-based personnel who can be used in that role when detailing personnel to the fireboats.	FEMS agrees with this recommendation. Improvements to the 90-Day Detail Manual and Examination have been completed and adopted. DFC SPOPS is examining the feasibility of creating a list of qualified land-based personnel. MFU personnel have initiated a second revision to the 90 day manual and are developing criteria and training for members of land-based companies based on NASBLA standards.
22	Update requirements for the deckhand position and ensure that any personnel assigned to this position meet these requirements.	Updates to the Deckhand Manual are nearing completion. . This training guideline is being revised to meet requirements based on NASBLA standards.
23	Strengthen the swift water rescue training program by instituting recurring training and ensuring thorough record-keeping of such training.	FEMS swiftwater rescue instructors are developing in-service recurring training to maintain proficiency in compliance with NFPA 1006 “Technical Rescue Personnel Professional Qualifications”, NFPA 1670 “Operations and Training for Technical Search and Rescue Incidents” and the National Incident Management System team resource typing.
24	Establish a progressive, multi-year exercise program to ensure the MFU can test its capabilities by participating in a series of increasingly complex exercises, with each successive exercise building upon the previous one.	The Waterway Operation Group continues to meet the 2nd Tuesday of each month and coordinates the exercise program. A multi-agency exercise was successfully conducted in Fall 2017. A regional tabletop exercise was conducted in Summer 2018. A full scale regional exercise simulating a fire in a large water taxi with injuries and mass evacuation is scheduled for June 2019.
25	Base MFU exercise scenarios on current threat analysis and risk assessment data relevant to the Port of Washington.	FEMS has a liaison from Special Operations and Fire Prevention Division assigned to the fusion center. Their briefings and products inform threat scenarios.
26	Ensure that during MFU exercises, designated personnel collect and analyze all appropriate exercise data, identify strengths and areas for improvement, and report exercise outcomes in an After Action Report.	Exercises will follow FEMA HSEEP format to assure compliance.
27	Continue including traditional exercise partners in regular MFU exercises, and extend participation to relevant federal, state, local, non-profit, and private sector partners.	The continued operation of the Waterway Operation Group assures this task will be completed.
28	Consider building new fireboat facilities or refurbishing the existing one as quickly as possible.	This recommendation is under consideration.
29	Establish a daytime summertime fireboat station in Georgetown.	This recommendation is not currently in FEMS’s plans, but the Department will consider it for future planning.
30	Reserve land for and start planning to build a fireboat station on the Anacostia River.	This recommendation is not currently in FEMS’s plans, but the Department will consider it for future planning.

NO.	RECOMMENDATION	FIRE AND EMS UPDATE
31	The Department should inspect and replace any MFU personal protective equipment that is outdated or in poor condition.	A 2017 Port Security Grant Award in the amount of \$77,827 will be used to purchase every member a new, full set off personal protective equipment. The department has invested in the training, test equipment, and repair kits to allow in-house testing and repair of dry suits, ice rescue suits, and other water rescue personal protective equipment (PPE). Inspection and pressure testing of dry suits and ice rescue suits occurs at least annually.
32	Submit a well-written, well-documented PSGP grant application that makes a strong case for funding the acquisition of a new large-platform fireboat.	USCG has repeatedly stated that they will not fund replacement for FB1 through Port Security. The 2017 Port Grant application included costs for design of FB1 replacement. This portion of the application was not awarded.
33	In addition to submitting a PSGP grant application, explore and pursue other funding mechanisms which may be available to support MFU operations and capital needs.	The Department applied for the Assistance to Firefighters Grant for unfunded Port Security Grant Program projects and will continue to research and pursue additional funding opportunities.

69. The FY19 budget, the Council fully funded the remaining costs of the Fire and Emergency Medical Services Employee Presumptive Disability Amendment Act of 2012 (D.C. Law 19-331). Please describe FEMS' implementation of the law in FY18 and FY19, to date, including: (1) the development of policy guidance and communication of information about the coverage to members; (2) the number of personnel seen by the Police and Fire Clinic; (3) the results of any determinations by a third-party medical specialist; and (4) how the funding appropriated by the Council in the last three budgets has been used. Was any funding reprogrammed from the PFC contract or presumptive disability funding for other uses, either internal or external to the agency?

The Fire and Emergency Medical Services Employee Presumptive Disability Amendment Act of 2012 (D.C. Law 19-331) was implemented over a three-year period. Specific cancers were covered as of October 1, 2016, infectious diseases as of October 1, 2017, and chronic diseases were covered as of October 2018. In FY 2017, FEMS issued Bulletin 13, "Presumptive Disability" which is the agency's policy regarding the law, to the membership which describes the law, its prerequisites, and benefits available to the employees. An update to Bulletin 13 covering chronic diseases is pending release (expected February 2019).

Three cases of illness covered under the statute have been confirmed to date, including two cases in FY18 and one case in FY19. Each member in these three cases has been confirmed eligible for coverage under the law by outside specialists, as well as confirmed by the Medical Director of the Police & Fire Clinic.

	FY17	FY18	FY19*
Original Budget for Contract and Presumptive	\$ 5,224,922	\$ 6,320,144	\$ 7,508,271
Revised Budget for Contract and Presumptive	\$ 5,224,922	\$ 6,274,425	\$ 7,508,271
Contract and Presumptive Expenditures	\$ 4,921,579	\$ 5,083,658	\$ 127,591
Amount Reprogrammed for Other Uses Within Agency	\$ -	\$ 55,000	\$ -
Amount Reprogrammed to Another Agency	\$ -	\$ -	\$ -

Amounts initially allocated by Council for Presumptive only were:

FY17: \$774,872 (granted to MPD and sent via intra-District to FEMS)

FY18: \$1,413,647

FY19: \$2,468,647

70. Please describe the status of the Nurse Triage Line (“NTL”).

a. Please document any changes that have been made to the program since its launch on April 19, 2018.

Please see the answer to Question 64.

b. What outreach has FEMS undertaken to promote the NTL and help the public properly utilize the NTL since its rollout?

Prior to the launch of the NTL, the Department did extensive public education on the program, including through attendance at community and ANC meetings in all eight wards; earned media with local TV, radio and print reporters; and a contract with Granicus to conduct digital engagement with government and non-government partners, as well as FEMS patients. Since the launch of the program, Granicus has continued its digital outreach to a growing list of text and email subscribers that includes FEMS high volume utilizers, every patient referred to the NTL since launch, and individuals who sign up for the list. The *Washington Post* also published an article on the status of the program in September 2018.^[1]

c. What type of feedback have participating medical providers and clinics provided on the NTL?

Participating medical providers and clinics have provided positive feedback about the NTL since its launch. So far, the volume of referred patients has been lower than anticipated so there have been no issues with clinic capacity or long waiting times.

d. How, specifically, did/will FEMS use the funding allocated for the NTL in FY18 and FY19, to date?

In FY18, FEMS used its funding to launch the program as described in the answer to Question 64. The spending in FY18 included the technology investment/development to launch, the personnel required to staff and manage the NTL, and the funds required to support the program at the OUC. In FY19, the required technology investment has decreased, and the related savings were put towards expanding the NTL to 24 hours a day, and creating the capacity that is anticipated to be required when the study control group is eliminated (anticipated for April 2019) and FEMS first responders begin referring calls to the NTL.

e. Please provide the number of calls diverted to the NTL each day since its launch, as well as the number of calls returned from a nurse.

The following is a breakdown of all of the calls that have been sent to the nurse between April 19, 2018 and January 19, 2019:

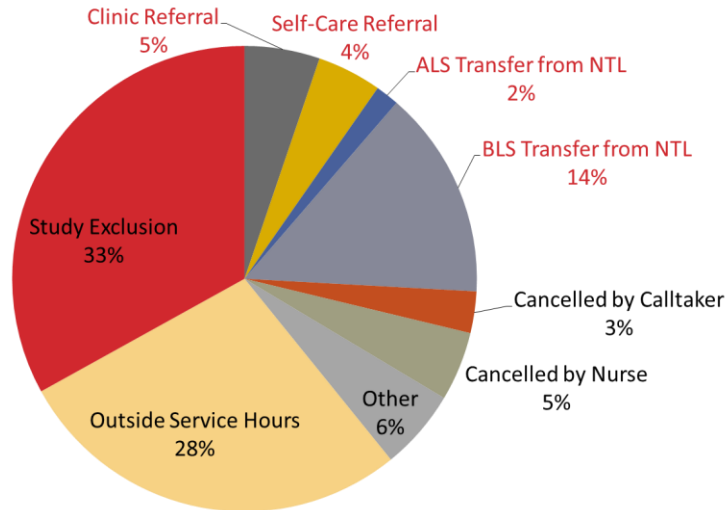
^[1] “Nurses in D.C.’s 911 center are helping cut some unnecessary ambulance runs, but not most,” Clarence Williams, *The Washington Post*, September 23, 2018.

April 19, 2018 – January 19, 2019

Event Status	Total
Clinic Referral	377
Self-Care Referral	323
ALS Transfer from NTL	118
BLS Transfer from NTL	1045
Cancelled by Calltaker	208
Cancelled by Nurse	346
Other	403
Outside Service Hours	2003
Study Exclusion	2379

7202 total calls

Approx. 800 calls/month
Approx. 27 calls/day



f. How has the NTL impacted overall call volume since its launch? Was any funding reprogrammed from the NTL for other uses, either internal or external to the agency or within OUC?

The NTL has had a negligible impact on overall call volume since its launch. But we anticipate that the number of calls referred to the NTL will increase in FY 2019 due to its expansion to 24 hours a day; the conclusion of data collection for the Lab @ DC study in April 2019, which preserves 50 percent of nurse eligible calls as the control group for the study; and the launch of field provider referrals to the NTL. Very little funding has been diverted from the NTL because of this anticipated increase. The savings that resulted from the completion of the technology development have been dedicated to this expansion, as explained in the answer to Question 70(d). \$80,000 was reprogrammed from this program in FY 2019 for other agency needs.

g. Does the agency plan to make any changes to the program in FY19?

Please see the answer to Question 64.

h. What does the agency identify as challenges that must be addressed to allow for the NTL's full implementation and success?

The NTL is a work in progress. It is a significant change in EMS service in the District, as the Department has historically offered ambulance transportation to any patient who requested it, no matter how low acuity or even non-medical the patient's complaint. This is new not only for patients, but for OUC personnel and FEMS personnel. Just as we saw a hesitancy to refer patients to AMR during the early days of that program, we are experiencing a hesitancy to refer patients to the NTL during these early days of the program. With AMR, patients and FEMS personnel eventually adjusted and accepted AMR as a new part of the EMS system. We expect the same evolution to occur with NTL, although it will take longer because it is a much more significant change than AMR.

Nonetheless, the most important result of the last nine months is that the vast majority of patients served by the NTL with which we have spoken have had a positive experience. The Department has worked closely with participating clinics to ensure that those clinics who serve NTL patients educate the patients to not call 911 for low acuity complaints in the future. The literature that the Department reviewed before launch of the program suggested that it may take a few years for patient behavior to change. We believe that as long as the system we have created remains safe, efficient, and responsive to patient's health care needs, patients eventually will stop using 911 and hospitals for their primary care needs.

**71. How does FEMS measure utilization of its services by high-volume utilizers?
Please provide any relevant data.**

The Department measures utilization of its services by high-volume utilizers on a quarterly basis with the following two KPIs:

- Percentage of all patients who were individually identified as being transported 10 or more times during a 12 month period by an FEMS transport unit.

FY17 Actual: 0.6%

FY18 Actual: 0.4%

- Percentage of all patient transports for patients individually identified as being transported 10 or more times during a 12 month period by an FEMS transport unit.

FY17 Actual: 7.2%

FY18 Actual: 4.5%

a. In FY18 and FY19, to date, how has FEMS prevented misuse of EMS services by high-volume utilizers?

As the above data shows, the number of HVUs in FY18 decreased substantially. The Department is still analyzing what the reason may be for this decrease.

b. Has FEMS undertaken any related public information campaigns?

The Department has continued its efforts to educate the public, in general, and HVUs, specifically, as described in the answer to Question 64. The Department's experience is that HVUs do not respond to general public education campaigns, and that personal outreach and linkage to services is a more effective approach. This is done with HVUs through the NTL, and through the Street Calls program, which is a team of paramedics who conduct individual outreach with HVUs and connect those patients to services in partnership with our health and human services partners.

72. How did FEMS continue the work of the Integrated Healthcare Collaborative (IHC) in FY18 and FY19, to date, following the Final Report's publication in February 2017? Do the IHC's members continue to meet, and if so, what is the nature of these meetings?

IHC members have met on an as-needed basis since the launch of the NTL on April 19, 2018, as described in the answer to Question 28.

73. In FY18 and FY19, to date, did FEMS offer EMTs training or funding for training to become paramedics, as recommended by the Committee in its FY18 Budget Report?

Yes, the Department continues to use the tuition reimbursement process to support EMTs training to become paramedics. The Department also provides administrative leave or schedule changes to support attending the training.

a. If so, how many took advantage of the training, and how many successfully became paramedics?

- Five (5) EMTs took advantage of the program to upgrade from EMT to paramedic. Two employees are still in training and three have become paramedics.
- Three (3) Intermediate paramedics took advantage of the program to upgrade to Paramedics. All three were successful in obtaining certification as a paramedic.

b. If this funding is offered through tuition reimbursement, what is the wait period for receiving the reimbursement?

The waiting period for our tuition reimbursement is an average of sixty days.

c. How many EMTs have been reimbursed?

Two employees have requested and received reimbursement, one in FY18 (\$5,745) and one in FY19 (\$6,985.24). The other eight employees who participated in the program have not submitted for reimbursements during FY 2018 and year-to-date FY 2019.

74. Please detail all uniform and protective gear procurements in FY18 and FY19, to date, including how many members were provided uniforms and gear due to the procurement.

PPE procured and Member Count by one item only			
Item	Total	FY 18	FY19
Boot Purchased	343	343	0
Members Issued	269	269	0
Helmet Purchased	294	292	2
Members Issued	232	230	2
Coat Purchased	1111	897	214
Members Issued	1004	797	207
Pant Purchased	1169	995	174
Member Issued	1054	886	168

Note: Purchased and distributed count is actually higher. Members who received gear and are no longer with DCFEMS are not included in this table.

Uniforms procured and Member Count		
Item	FY18	FY19
Pants	2094	Order placed
Shirt	2094	Order placed
Members	527	

- a. What are FEMS' plans for procurements in the remainder of FY18 and FY19?

Budget Expenditure of Personal Protective Gear			
Contract	FY18	FY19 (Spent)	Remaining
Globe	\$854,932.00	See Below	\$243,784.70
Maryland Fire	\$886,503.00	See below	
Total	\$1,741,435.00		
	*These totals include gloves and protective hoods		
Budget Expenditures of Uniforms			
Contract	FY18	FY19	Remaining
Morgans	\$601,356.00	\$150,000.00	
Safeware	\$9,997.00		\$491,095.00
Total	\$611,353.00		

FY19 Purchase Orders to 1/31/2019				
PO	FY19 Purchases To Date	QTYs Purchased	Date	Total
Personal Protective Equipment				
PO598745	FY19-FBO-DCFEMS (Structural and Proximity Firefighting PPE)	160 Firefighting Turnout Coats; 160 Firefighting PPE Trousers	11/20/2018	\$414,979.20
PO598377	FY19 FBO Firefighter Boots	404 Pairs Globe Firefighting Boots	11/21/2018	\$145,924.80
PO599134	FY19 FBO Cairns Firefighter Helmet & ESS Goggles	360 Cairn Helmets; 108 Cairn Helmets	11/21/2018	\$104,878.80
RK112294	FY19 FBO Cairns MSA 1010 Traditional Fire Helmet Fronts Various Ranks	875 Helmet Frontice Piece	1/15/2019	\$30,432.50
TOTAL				\$696,215.30
Uniform				
PO598163	FY19 FBO Firefighter Uniform Pants	Tecasafe Pants (693 each)	1/3/2019	\$58,905.00
PO598383	FY19 FEMS Uniforms (Funding) Various Uniforms and Accessories		1/3/2019	\$150,000.00
TOTAL				\$208,905.00

b. What gear, uniforms, or other supplies are members required to purchase and pay for themselves? What would it cost for the agency to pay for such supplies, instead of having members pay?

Members are required to purchase work shoes, white or blue T-shirt, and black or blue socks.

Pricing for these items would be contingent on contracting and procurement begun after a budget allocation. The Department does not have funds allocated in the FY19 budget for this purpose. The Mayor's FY20 budget will be submitted to Council in March 2019.

c. What type of uniform and protective gear is issued to new recruits upon graduation from the Training Academy, including how many of each item?

Personal Protective Gear		Class A Uniform	
Hood	2	Coat	1
Helmets with Frontal Piece	2	Pants	1
Gloves	2	Light blue Shirt	1
Boots	2	Hat with Badge	1
PPE Coat	2	Collar Brass	1
PPE Pants	2		
Safety Goggles	1		
Safety Glasses	1		
Gear Bag	1		
Go Bag	1		
Uniforms and Station wear			
Station Wear Pants	4		
Station Wear Shirts Long	3		
Station Wear Shirts Short	3		
Belt	1		
Recruit T-Shirts Long or Short (depending on season)	4		

75. Has FEMS placed AEDs in all District schools, as required by the Office of Unified Communications Training, CPR, and Modernization Amendment Act?

- 100 percent of DC Public Schools have an AED.
- 100 percent of DC Public Charter Schools have an AED.

a. Who is DCPS' AED Coordinator?

The Department does not have an identified AED Coordinator with DCPS. FEMS collaborates with the Health and Wellness Division in the Office of Equity and the Office of the Chief Operations Officer.

- 76. What progress has been made with the District of Columbia Housing Authority on the plan and timelines for moving the Half Street repair facility in Southwest, which will allow for that location to become “parcel zero” for the development of the new Greenleaf properties?**

As of today, no plan for the Half Street repair facility site has been finalized.

- a. Please provide a copy of the Department of General Services report on the new fleet maintenance facility that was funded in the FY19 budget.**

This report was commissioned by the Office of the City Administrator (OCA). The Department has notified OCA of the Committee’s request.

- b. How has agency used/does the agency plan to use the \$1 million appropriated by the Committee in FY19 to begin the first two phases of design?**

Please see the response to Question 9(A)(2).

- c. What are the agency’s next steps?**

Please see the response to Question 9(A)(2).

77. What improvements have been made at the Training Academy in FY18 and FY19, to date?

In addition to the information provided in response to Question 61, in FY18 the Training Academy had two improvement initiatives:

- Created a comprehensive training calendar for Department personnel. The development of the comprehensive training calendar was completed and has allowed for better strategic planning and budgeting for the year and continuing into FY19.
- Focused leadership development efforts on higher education. The Department has provided over \$90,000.00 in tuition reimbursement to members and has contracted with Maryland Fire and Rescue Institute (MFRI) for Fire Officer III training and certification. Fire Officer I & II certification training and certification are ongoing and quarterly leadership seminars have been formulated (open to all employees).

The primary initiative for the Training Academy in FY19 is to standardize the recruit training curriculum. The Department will develop and implement new manuals for the recruit training program that will allow for more consistent teaching and instruction. The training program administration manuals will include emergency medical services and firefighter training topics and will outline training practices, establish standards and serve as guidelines to better assist instructors.

In the first quarter, a curriculum outline of the new recruit fire training manual was completed, and a course of instruction developed. Also in the first quarter, the revision of the Emergency Medical Technician curriculum was completed and implemented.

a. The FY19 budget included three new positions for Training Academy instructors. Have these positions been filled? What, specifically, will each FTE do?

The Department received an enhancement for one new instructor position and two new administrative positions, which allow our current staff to better focus on training and the development of training curriculum. The Instructor vacancy will be posted in the coming weeks. The Department has developed position descriptions for the two administrative positions, one of which is filled, as follows:

A. Management Analyst (Credentialing)

- Incumbent serves as an integral part of the Training Academy's special projects and works in a senior capacity in close coordination with the Administrative and Operations Captains to oversee and monitor training credentials and databases.
- Serves as the agency's designated Training Coordinator and is responsible for approving and tracking FEMS employee training requests and completions.

- Manages, organizes, and monitors the credentialing process for completion and accurate reporting of members.
- The incumbent will be responsible for integrating administrative activities to support and improve efficiencies. The incumbent will coach and motivate staff professionals to excel in creating positive solutions to improve service delivery. The incumbent will work with counterparts throughout the Training Academy Division to build and sustain best practices in all administrative management areas by providing guidance and direction for professional development.
- Promotes positive customer-focused communication to improve customer service by obtaining feedback from internal and external customers on their needs, and services provided. Assesses customer satisfaction, and provides feedback. Ensures that employees act promptly and accurately, and that service is provided in a cordial and professional manner.
- Manages and monitors all Training Division's Performance Management data to ensure that data reporting is timely and accurate. Conducts internal system audits, as necessary, to ensure that employee's position mapping are updated to guarantee the accuracy of data being reported.
- Maintains the Training Division's administrative staff roster, entry access, leave calendar, position descriptions and assist with approval of Time & Attendance when needed.
- Researches and recommends new or revised operations and measures that will enhance the completion of standard programs and special projects. Conducts needs assessment of front-end analysis on prioritized agency services to locate opportunities for performance improvements.
- Recommends improvements or solutions to problems or determines appropriate actions to resolve issues related to unique personnel needs and responds to special problems.
- Performs other related duties as assigned.

B. Services Captain

- This position description depicts generalized duties and responsibilities required of a position with the primary responsibility of directing and monitoring various administrative tasks and functions at the D.C. Fire and EMS Training Division. The Services Captain will also carry out shared tasks with both the Operations Captain and Administrative Captain when needed.
- The incumbent supervises training staff, performs interval program needs assessments, and assist in the development of short- and long-term training plans. The incumbent monitors training program delivery, recommends and initiates revisions as necessary, and oversees scheduled training delivery for FEMS personnel.

- The incumbent will also, at the direction of the Deputy Fire Chief of Training, serve on various committees in support agency initiatives, goals, and mission. In cases of absence, serves as the Acting Battalion Fire Chief of Training.
- The incumbent provides coordination, oversight, and direction over various programs conducted at the training Academy. These duties are inclusive of but not limited to the following: Driver Training Program, Candidate Physical Abilities Testing (CPAT) Liaison, Personnel Limited Duty Liaison, CPR Program, Logistics Support, Facilities Support Liaison, GSA and service vehicle management, Medical Service Liaison – Return to Work Program.

ATTACHMENT LIST (Question# - Topic):

PART A – General Questions	PART B – Agency Operations
1 – Organization Chart	59 – Patient Outcome Changes
2 – Schedule A	
4(a) – Fleet Assets	
4(b) – Expenses (Travel)	
9(a) – Capital Projects	
20 – FY 2018 Performance Accountability Report (PAR)	
21 – FY 2019 Performance Plan	
24 – Salaries over \$100K	

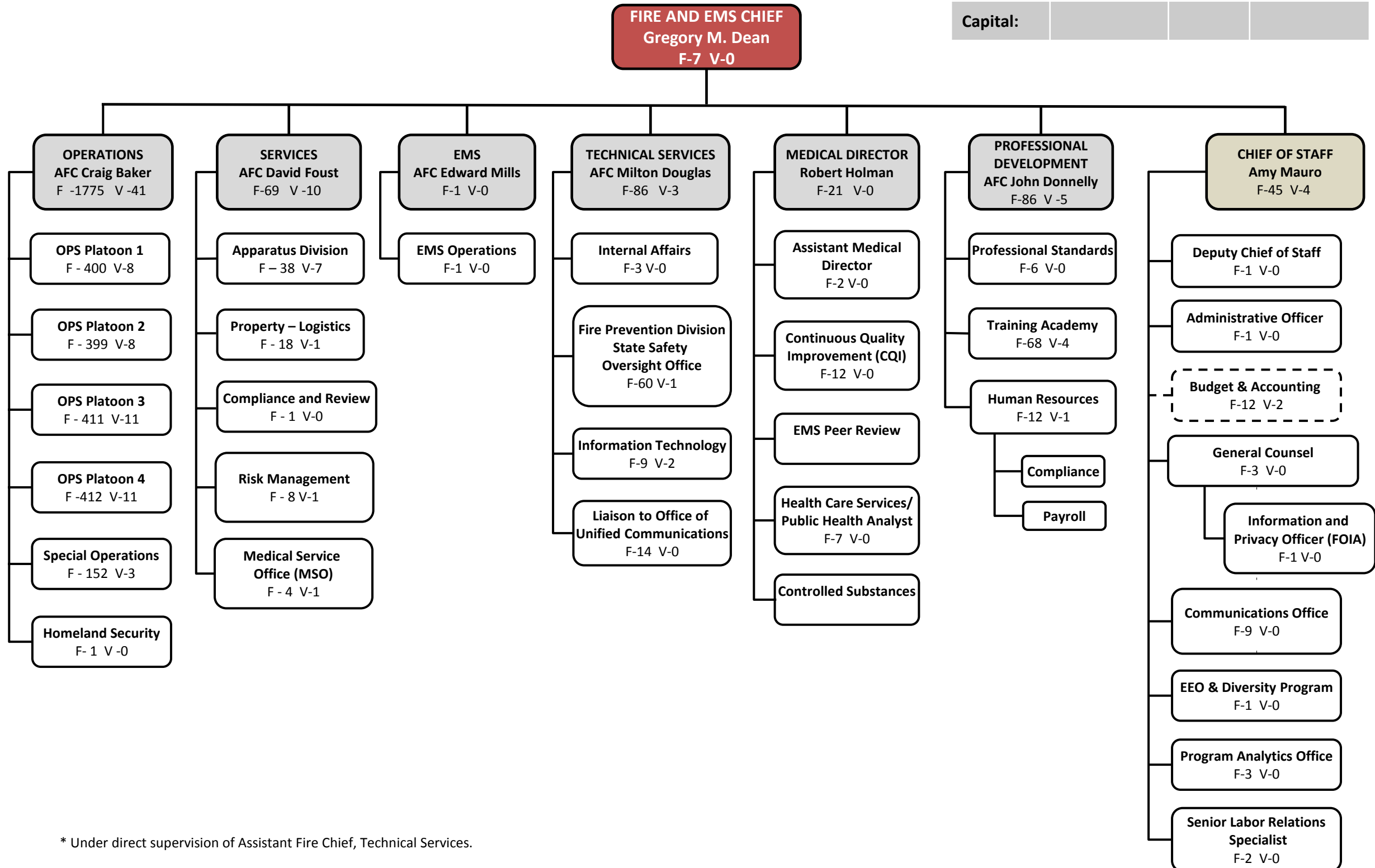


District of Columbia Fire and EMS Department
Office of the Fire and EMS Chief

FEMS Organizational Chart (OFC)

FTE Breakdown

Local:	2152	SPR:	1
Federal:		Other:	
Capital:			



FIRE AND EMERGENCY MEDICAL SERVICES
FY 2019 SCHEDULE A - As of December 31, 2018

Vacancy Status	FTE
Filled	2,046.00
Vacant	63.00
Filled (waiting for processing)	44.00
Total	2,153.00

Agency Code	Fiscal Year	Program Code	Activity Code	Filled, Vacant or Frozen	Position Title	Employee Name	Hire Date	Grade	Step	Salary	Fringe	FTE	Reg/Temp/ Term	Length of Time w/ Agency	Hiring Status	Filled by Law Y/N
FB0	2019	2000	2011	F	Administrative Officer	Taylor,Alysia Y.	1/3/2011	13	7	101,523.00	19,187.85	1.00	Reg	7 yrs		
FB0	2019	2000	2011	F	Chief Of Staff - Excepted	Mauro,Amy Constance	1/20/2015	10	0	172,870.98	32,672.62	1.00	Reg	3 yrs		
FB0	2019	2000	2011	F	DEPUTY CHIEF OF STAFF - Excepted	Coombs,John H	5/11/2010	8	1	122,603.97	23,172.15	1.00	Reg	8 yrs		
FB0	2019	2000	2011	F	EXECUTIVE ASSISTANT	Scott,Deborah Y	9/18/2005	12	8	89,957.00	17,001.87	1.00	Reg	13 yrs		
FB0	2019	2000	2011	F	FIRE CHIEF	Dean,Gregory	5/4/2015	PS2	0	235,539.22	44,516.91	1.00	Reg	3 yrs		
FB0	2019	2000	2011	F	Paralegal Specialist	Woods,Kristin N	6/25/2018	12	4	80,785.00	15,268.37	1.00	Reg	0 yrs		
FB0	2019	2000	2011	F	Program Support Assistant	Bailey,Kim M.	12/11/2007	7	10	58,267.00	11,012.46	1.00	Reg	11 yrs		
FB0	2019	2000	2011	F	STAFF ASSISTANT	Long,Karen B	10/6/2003	11	5	67,407.00	12,739.92	1.00	Reg	15 yrs		
FB0	2019	2000	2011	F	STAFF ASSISTANT - Fire Chief	Reyes,Susan	6/27/2016	11	3	63,567.00	12,014.16	1.00	Reg	2 yrs		
FB0	2019	2000	2011	V	Training Specialist (EOM)			12	7	73,906.00	13,968.23	1.00	Term		Frozen for DCHR Centralization	
FB0	2019	2000	2108	F	ATTORNEY ADVISOR	Chounoune,Rudy	5/16/2016	14	2	121,760.00	23,012.64	1.00	Reg	2 yrs		
FB0	2019	2000	2108	F	SUPERVISORY ATTORNEY ADVISOR	Jefferson,Dwayne C.	3/31/2008	1	0	170,600.41	32,243.48	1.00	Reg	10 yrs		
FB0	2019	2000	2108	F	SUPERVISORY ATTORNEY ADVISOR	Alexander,Marceline Denise	3/3/1986	2	0	191,201.09	36,137.01	1.00	Reg	32 yrs		
FB0	2019	2000	2109	F	INFORMATION & PRIVACY OFFICER	Washington,Angela Y.	9/22/2014	14	1	121,247.17	22,915.72	1.00	Reg	4 yrs		
FB0	2019	2000	2109	F	PROGRAM ANALYST	Washington,Dashauna T	11/24/2014	9	5	55,910.00	10,566.99	1.00	Reg	4 yrs		
FB0	2019	2000	2205	F	HUMAN RESOURCES OFFICER II	Bishop,Kevette	2/11/1995	13	9	106,981.00	20,219.41	1.00	Reg	23 yrs		
FB0	2019	2000	2205	F	Management Liaison Specialist	Coachman,Thornal T.	10/3/2016	9	3	52,740.00	9,967.86	1.00	Reg	2 yrs		
FB0	2019	2000	2205	F	Management Liaison Specialist	Littles,Bernadette	3/5/2007	12	3	78,492.00	14,834.99	1.00	Reg	11 yrs		
FB0	2019	2000	2205	F	Management Liaison Specialist	Thomas,Deja	7/23/2018	12	5	83,078.00	15,701.74	1.00	Reg	0 yrs		
FB0	2019	2000	2205	F	Management Liaison Specialist	Evans,Erika	3/11/2002	13	4	93,336.00	17,640.50	1.00	Reg	16 yrs		
FB0	2019	2000	2205	V	HUMAN RESOURCES MANAGER			14	1	125,642.00	23,746.34	1.00	Reg		Hired in January	
FB0	2019	2000	2206	F	COMPLIANCE SPECIALIST	Washington,Patricia D	3/31/1986	12	9	92,250.00	17,435.25	1.00	Reg	32 yrs		
FB0	2019	2000	2206	F	HEARING REP	Little,Sandra	2/29/1988	12	9	92,250.00	17,435.25	1.00	Reg	30 yrs		
FB0	2019	2000	2206	F	Paralegal Specialist	Daniels Obiora,Sharita M.	11/13/2018	12	3	78,492.00	14,834.99	1.00	Reg	0 yrs		
FB0	2019	2000	2206	F	PROGRAM ANALYST	Wayns,Shelly K	10/17/1994	12	6	85,371.00	16,135.12	1.00	Reg	24 yrs		
FB0	2019	2000	2308	F	CHIEF COMMUNICATIONS OFFICER - Excepted	Buchanan,Douglas J.	4/11/2016	8	0	152,080.98	28,743.31	1.00	Reg	2 yrs		
FB0	2019	2000	2308	F	COMMUNITY RELATIONS SPECIALIST	Butler Jr.,Calvin	2/7/2011	12	6	85,371.00	16,135.12	1.00	Reg	7 yrs		
FB0	2019	2000	2308	F	CUSTOMER SERVICE SPEC	Wright,William	11/14/2004	12	9	92,250.00	17,435.25	1.00	Reg	14 yrs		
FB0	2019	2000	2308	F	PUBLIC AFFAIRS SPECIALIST	Maggiolo,Vito E	5/23/2016	6	1	102,800.70	19,429.33	1.00	Reg	2 yrs		
FB0	2019	2000	2308	F	PUBLIC AFFAIRS SPECIALIST	Levine,Daryl R	11/2/2015	12	7	87,664.00	16,568.50	1.00	Reg	3 yrs		
FB0	2019	2000	2308	F	PUBLIC AFFAIRS SPECIALIST	Magruder,DeAngela N	10/18/2005	12	8	89,957.00	17,001.87	1.00	Reg	13 yrs		
FB0	2019	2000	2401	F	MGMT PROGRAM ANALYST	Beaton,Andrew R.	3/17/2008	14	10	129,654.33	24,504.67	1.00	Reg	10 yrs		
FB0	2019	2000	2401	F	PROGRAM ANALYST	Whiting,Cherita	1/30/2017	12	1	73,906.00	13,968.23	1.00	Term	1 yrs		
FB0	2019	2000	2401	F	PROGRAM ANALYST	Agers,Julius	9/24/2012	12	6	85,371.00	16,135.12	1.00	Reg	6 yrs		
FB0	2019	2000	2401	F	Program Analyst (GIS)	Johnson,Erik L	11/21/1988	13	10	109,710.00	20,735.19	1.00	Reg	30 yrs		
FB0	2019	2000	2501	F	Diversity Program Manager	McDaniel,Kim T.	4/4/2016	14	0	146,581.54	27,703.91	1.00	Reg	2 yrs		
FB0	2019	2000	2601	F	Paralegal Specialist	Daniels,India A	3/20/2017	12	6	85,371.00	16,135.12	1.00	Term	1 yrs		
FB0	2019	2000	2601	F	Senior Labor Relations Specialist	Blivess,Steven N.	1/3/2012	15	0	138,610.91	26,197.46	1.00	Reg	6 yrs		
FB0	2019	3000	3011	F	ASST FIRE CHIEF OF OPERATIONS	Baker,Craig S	6/24/1985	10	3	218,492.00	41,294.99	1.00	Reg	33 yrs		

FB0	2019	3000	3011	F	CAPTAIN - AFC Operations Admin	Cosker,Michael R	12/15/2003	7	3	116,603.00	22,037.97	1.00	Reg	15 yrs		
FB0	2019	3000	3101	F	DEPUTY FIRE CHIEF	Dean,Thomas P	7/22/1985	9	2	166,766.00	31,518.77	1.00	Reg	33 yrs		
FB0	2019	3000	3101	F	DEPUTY FIRE CHIEF	Knight,Michael	11/30/1992	9	2	166,766.00	31,518.77	1.00	Reg	26 yrs		
FB0	2019	3000	3101	F	DEPUTY FIRE CHIEF	Jeffery,Timothy A	3/30/1987	9	4	198,121.00	37,444.87	1.00	Reg	31 yrs		
FB0	2019	3000	3101	F	DEPUTY FIRE CHIEF	Moore,Kenneth R	11/29/1988	9	4	189,866.00	35,884.67	1.00	Reg	30 yrs		
FB0	2019	3000	3101	F	LIEUTENANT - Telestaff Officer - 1	White,Daniel J	5/27/1986	5	5	125,668.00	23,751.25	1.00	Reg	32 yrs		
FB0	2019	3000	3101	F	LIEUTENANT - Telestaff Officer - 2	Kalinowski,Ronnie R	12/15/2003	5	4	104,329.00	19,718.18	1.00	Reg	15 yrs		
FB0	2019	3000	3101	F	LIEUTENANT - Telestaff Officer - 3	Thorpe,Anthony D	5/4/1992	5	5	120,431.00	22,761.46	1.00	Reg	26 yrs		
FB0	2019	3000	3101	F	LIEUTENANT - Telestaff Officer - 4	Pitter,Leighton G	5/27/1986	5	5	125,668.00	23,751.25	1.00	Reg	32 yrs		
FB0	2019	3000	3102	F	BATTALION FIRE CHIEF	Auth,Jason C.	4/10/2000	8	1	121,602.00	22,982.78	1.00	Reg	18 yrs		
FB0	2019	3000	3102	F	BATTALION FIRE CHIEF	Chenworth,Thomas W	12/15/2003	8	1	121,602.00	22,982.78	1.00	Reg	15 yrs		
FB0	2019	3000	3102	F	BATTALION FIRE CHIEF	Downs,Shawn M	12/15/2003	8	1	121,602.00	22,982.78	1.00	Reg	15 yrs		
FB0	2019	3000	3102	F	BATTALION FIRE CHIEF	Kannry,Mitchell H	6/14/2004	8	1	115,811.00	21,888.28	1.00	Reg	14 yrs		
FB0	2019	3000	3102	F	BATTALION FIRE CHIEF	Dolby Sr.,Michael A	3/9/1992	8	2	140,107.00	26,480.22	1.00	Reg	26 yrs		
FB0	2019	3000	3102	F	BATTALION FIRE CHIEF	Grover II,Jon C	3/31/1997	8	2	134,015.00	25,328.84	1.00	Reg	21 yrs		
FB0	2019	3000	3102	F	BATTALION FIRE CHIEF	Kauffman,Edward F.	4/10/2000	8	2	127,924.00	24,177.64	1.00	Reg	18 yrs		
FB0	2019	3000	3102	F	BATTALION FIRE CHIEF	Poust,Daniel L	6/22/1987	8	2	140,107.00	26,480.22	1.00	Reg	31 yrs		
FB0	2019	3000	3102	F	BATTALION FIRE CHIEF	Steen,Gary W	1/27/1992	8	2	140,107.00	26,480.22	1.00	Reg	26 yrs		
FB0	2019	3000	3102	F	BATTALION FIRE CHIEF	Alston,Brian L	1/21/1986	8	3	147,391.00	27,856.90	1.00	Reg	32 yrs		
FB0	2019	3000	3102	F	BATTALION FIRE CHIEF	Bowers,Eric M.	10/10/2000	8	3	134,574.00	25,434.49	1.00	Reg	18 yrs		
FB0	2019	3000	3102	F	BATTALION FIRE CHIEF	Griffin,William C	1/27/1985	8	3	140,983.00	26,645.79	1.00	Reg	33 yrs		
FB0	2019	3000	3102	F	BATTALION FIRE CHIEF	Rice Jr.,Edward C	9/30/1996	8	3	140,983.00	26,645.79	1.00	Reg	22 yrs		
FB0	2019	3000	3102	F	BATTALION FIRE CHIEF	Westfield,Angelo T	12/17/1990	8	3	147,391.00	27,856.90	1.00	Reg	28 yrs		
FB0	2019	3000	3102	F	BATTALION FIRE CHIEF	Young,Jerome A	5/4/1992	8	3	147,391.00	27,856.90	1.00	Reg	26 yrs		
FB0	2019	3000	3102	F	BATTALION FIRE CHIEF	Anunay,Queen Angelique	10/4/1992	8	4	155,058.00	29,305.96	1.00	Reg	26 yrs		
FB0	2019	3000	3102	F	BATTALION FIRE CHIEF	Baltimore Jr.,William J	4/16/1984	8	4	161,800.00	30,580.20	1.00	Reg	34 yrs		
FB0	2019	3000	3102	F	BATTALION FIRE CHIEF	Battle,Charles E	7/31/1989	8	4	155,058.00	29,305.96	1.00	Reg	29 yrs		
FB0	2019	3000	3102	F	BATTALION FIRE CHIEF	Carter,Sean	7/31/1989	8	4	155,058.00	29,305.96	1.00	Reg	29 yrs		
FB0	2019	3000	3102	F	BATTALION FIRE CHIEF	Graham,James K	2/13/1989	8	4	155,058.00	29,305.96	1.00	Reg	29 yrs		
FB0	2019	3000	3102	F	BATTALION FIRE CHIEF	Greene,Sean M	3/11/1991	8	4	155,058.00	29,305.96	1.00	Reg	27 yrs		
FB0	2019	3000	3102	F	BATTALION FIRE CHIEF	Mclain,David	7/25/1983	8	4	161,800.00	30,580.20	1.00	Reg	35 yrs		
FB0	2019	3000	3102	F	BATTALION FIRE CHIEF	Reynolds,Terry L	4/10/1989	8	4	155,058.00	29,305.96	1.00	Reg	29 yrs		
FB0	2019	3000	3102	F	BATTALION FIRE CHIEF	Schaefer,Paul M	3/31/1986	8	4	161,800.00	30,580.20	1.00	Reg	32 yrs		
FB0	2019	3000	3102	F	CAPTAIN	Hopkins,Derek J	10/16/2006	7	1	100,341.00	18,964.45	1.00	Reg	12 yrs		
FB0	2019	3000	3102	F	CAPTAIN	Davis,Jonathan A	7/15/2002	7	2	110,838.00	20,948.38	1.00	Reg	16 yrs		
FB0	2019	3000	3102	F	CAPTAIN	Moose,Adam O	12/15/2003	7	2	110,838.00	20,948.38	1.00	Reg	15 yrs		
FB0	2019	3000	3102	F	CAPTAIN	Adams,Jack M	12/2/1991	7	3	122,155.00	23,087.30	1.00	Reg	27 yrs		
FB0	2019	3000	3102	F	CAPTAIN	Bobo Jr.,Ronald E	7/8/1996	7	3	122,155.00	23,087.30	1.00	Reg	22 yrs		
FB0	2019	3000	3102	F	CAPTAIN	Breen,Chad M.	4/10/2000	7	3	116,603.00	22,037.97	1.00	Reg	18 yrs		
FB0	2019	3000	3102	F	CAPTAIN	Cormicle,Matthew C.	1/3/2000	7	3	116,603.00	22,037.97	1.00	Reg	18 yrs		
FB0	2019	3000	3102	F	CAPTAIN	Engels,Michael S.	3/26/2001	7	3	116,603.00	22,037.97	1.00	Reg	17 yrs		
FB0	2019	3000	3102	F	CAPTAIN	Gray,Brian F.	3/26/2001	7	3	116,603.00	22,037.97	1.00	Reg	17 yrs		
FB0	2019	3000	3102	F	CAPTAIN	Kavlick,Craig M	8/12/1991	7	3	127,708.00	24,136.81	1.00	Reg	27 yrs		
FB0	2019	3000	3102	F	CAPTAIN	Lawson Jr.,Porter	6/7/1988	7	3	122,155.00	23,087.30	1.00	Reg	30 yrs		
FB0	2019	3000	3102	F	CAPTAIN	Lewis,Todd O	1/28/1991	7	3	127,708.00	24,136.81	1.00	Reg	27 yrs		
FB0	2019	3000	3102	F	CAPTAIN	Mcallister,Brian	3/26/2001	7	3	116,603.00	22,037.97	1.00	Reg	17 yrs		
FB0	2019	3000	3102	F	CAPTAIN	Moore,Jason R	1/3/2000	7	3	116,603.00	22,037.97	1.00	Reg	18 yrs		
FB0	2019	3000	3102	F	CAPTAIN	O'Conner,Paul M	4/10/2000	7	3	116,603.00	22,037.97	1.00	Reg	18 yrs		
FB0	2019	3000	3102	F	CAPTAIN	Patton,Jeffrey L	5/4/1992	7	3	127,708.00	24,136.81	1.00	Reg	26 yrs		
FB0	2019	3000	3102	F	CAPTAIN	Poles,Michael	7/8/1996	7	3	116,603.00	22,037.97	1.00	Reg	22 yrs		
FB0	2019	3000	3102	F	CAPTAIN	Simister,William	1/3/2000	7	3	116,603.00	22,037.97	1.00	Reg	18 yrs		
FB0	2019	3000	3102	F	CAPTAIN	Smith Iv,Russell P	12/15/2003	7	3	116,603.00	22,037.97	1.00	Reg	15 yrs		
FB0	2019	3000	3102	F	CAPTAIN	Banks,Patrick	4/17/1995	7	4	134,351.00	25,392.34	1.00	Reg	23 yrs		

FB0	2019	3000	3102	F	CAPTAIN	Basinger Jr.,Cecil M	1/9/1994	7	4	134,351.00	25,392.34	1.00	Reg	24 yrs		
FB0	2019	3000	3102	F	CAPTAIN	Brown,David R	7/1/1991	7	4	134,351.00	25,392.34	1.00	Reg	27 yrs		
FB0	2019	3000	3102	F	CAPTAIN	Clemencia,Kishia T	6/29/1992	7	4	128,510.00	24,288.39	1.00	Reg	26 yrs		
FB0	2019	3000	3102	F	CAPTAIN	Frazier,Troy L	8/12/1991	7	4	134,351.00	25,392.34	1.00	Reg	27 yrs		
FB0	2019	3000	3102	F	CAPTAIN	Gobantes,Dennis O	7/31/1989	7	4	134,351.00	25,392.34	1.00	Reg	29 yrs		
FB0	2019	3000	3102	F	CAPTAIN	Gooding III,Wallace E	6/29/1992	7	4	134,351.00	25,392.34	1.00	Reg	26 yrs		
FB0	2019	3000	3102	F	CAPTAIN	Gordon,James E	7/8/1996	7	4	128,510.00	24,288.39	1.00	Reg	22 yrs		
FB0	2019	3000	3102	F	CAPTAIN	Hamm,Spencer A	6/29/1992	7	4	134,351.00	25,392.34	1.00	Reg	26 yrs		
FB0	2019	3000	3102	F	CAPTAIN	Jenkins,Tyrone A	6/1/1992	7	4	128,510.00	24,288.39	1.00	Reg	26 yrs		
FB0	2019	3000	3102	F	CAPTAIN	Leland,Robert S	12/17/1990	7	4	134,351.00	25,392.34	1.00	Reg	28 yrs		
FB0	2019	3000	3102	F	CAPTAIN	Lord,Douglas A	8/12/1991	7	4	134,351.00	25,392.34	1.00	Reg	27 yrs		
FB0	2019	3000	3102	F	CAPTAIN	Matthews Jr.,James R	8/12/1991	7	4	134,351.00	25,392.34	1.00	Reg	27 yrs		
FB0	2019	3000	3102	F	CAPTAIN	Mayhew,Donald N	8/12/1991	7	4	134,351.00	25,392.34	1.00	Reg	27 yrs		
FB0	2019	3000	3102	F	CAPTAIN	Mills,Steven D	8/9/1992	7	4	134,351.00	25,392.34	1.00	Reg	26 yrs		
FB0	2019	3000	3102	F	CAPTAIN	Nickens,Keith D	3/12/1990	7	4	134,351.00	25,392.34	1.00	Reg	28 yrs		
FB0	2019	3000	3102	F	CAPTAIN	Roberts,Kwame Q	3/26/1990	7	4	134,351.00	25,392.34	1.00	Reg	28 yrs		
FB0	2019	3000	3102	F	CAPTAIN	Rudy,Brian	1/3/2000	7	4	122,668.00	23,184.25	1.00	Reg	18 yrs		
FB0	2019	3000	3102	F	CAPTAIN	Shymansky,Mychael S	6/29/1992	7	4	128,510.00	24,288.39	1.00	Reg	26 yrs		
FB0	2019	3000	3102	F	CAPTAIN	Smith,Scott A	5/22/1989	7	4	134,351.00	25,392.34	1.00	Reg	29 yrs		
FB0	2019	3000	3102	F	CAPTAIN	Stewart,Charles	8/10/1992	7	4	134,351.00	25,392.34	1.00	Reg	26 yrs		
FB0	2019	3000	3102	F	CAPTAIN	Troxell,Daniel M	8/19/1985	7	4	140,192.00	26,496.29	1.00	Reg	33 yrs		
FB0	2019	3000	3102	F	CAPTAIN	White,Michael G	1/3/2000	7	4	122,668.00	23,184.25	1.00	Reg	18 yrs		
FB0	2019	3000	3102	F	CAPTAIN	Wilhelm,Jerry D	12/13/1992	7	4	134,351.00	25,392.34	1.00	Reg	26 yrs		
FB0	2019	3000	3102	F	CAPTAIN - K9	Holmes,Christopher Y.	4/10/2000	7	3	116,603.00	22,037.97	1.00	Reg	18 yrs		
FB0	2019	3000	3102	F	CAPTAIN - WMATA FIRE LIAISON	Troy,Donnell D	7/18/1988	7	3	133,260.00	25,186.14	1.00	Reg	30 yrs		
FB0	2019	3000	3102	F	CAPTAIN PARAMEDIC	Loughnane,Daniel G.	4/2/2007	7B	1	108,434.00	20,494.03	1.00	Reg	11 yrs		
FB0	2019	3000	3102	F	CAPTAIN PARAMEDIC	Omasere,Oluwafunmike Ayc	6/14/2004	7B	2	125,019.00	23,628.59	1.00	Reg	14 yrs		
FB0	2019	3000	3102	F	CAPTAIN PARAMEDIC	Boling Jr.,Joseph D	5/4/1992	7B	3	137,013.00	25,895.46	1.00	Reg	26 yrs		
FB0	2019	3000	3102	F	CAPTAIN PARAMEDIC	Long,Keith T	12/19/1988	7B	4	149,902.00	28,331.48	1.00	Reg	30 yrs		
FB0	2019	3000	3102	F	DEPUTY FIRE CHIEF	Donlon,Michael S	5/27/1986	9	4	198,121.00	37,444.87	1.00	Reg	32 yrs		
FB0	2019	3000	3102	F	FIRE INVESTIGATOR	Drapeau,Wayne A	12/16/2002	2C	7	92,596.00	17,500.64	1.00	Reg	16 yrs		
FB0	2019	3000	3102	F	FIREFIGHTER EMT	Bittel,Nicholas C	7/9/2018	1	1	53,951.00	10,196.74	1.00	Reg	0 yrs		
FB0	2019	3000	3102	F	FIREFIGHTER EMT	Blanchard,Kenneth M	8/21/2017	1	1	53,951.00	10,196.74	1.00	Reg	1 yrs		
FB0	2019	3000	3102	F	FIREFIGHTER EMT	Brady,Richard D	8/20/2007	1	1	72,448.57	13,692.78	1.00	Reg	11 yrs		
FB0	2019	3000	3102	F	FIREFIGHTER EMT	Brown,Brittany N	7/9/2018	1	1	53,951.00	10,196.74	1.00	Reg	0 yrs		
FB0	2019	3000	3102	F	FIREFIGHTER EMT	Brown,Zakia M	8/21/2017	1	1	53,951.00	10,196.74	1.00	Reg	1 yrs		
FB0	2019	3000	3102	F	FIREFIGHTER EMT	Brunner,Joseph R	4/17/2018	1	1	53,951.00	10,196.74	1.00	Reg	0 yrs		
FB0	2019	3000	3102	F	FIREFIGHTER EMT	Butler,Chris J	4/17/2018	1	1	53,951.00	10,196.74	1.00	Reg	0 yrs		
FB0	2019	3000	3102	F	FIREFIGHTER EMT	Butler,Taylor E	8/21/2017	1	1	53,951.00	10,196.74	1.00	Reg	1 yrs		
FB0	2019	3000	3102	F	FIREFIGHTER EMT	Ceasar,Traes K	8/21/2017	1	1	53,951.00	10,196.74	1.00	Reg	1 yrs		
FB0	2019	3000	3102	F	FIREFIGHTER EMT	Clements,Brittany M.	7/9/2018	1	1	53,951.00	10,196.74	1.00	Reg	0 yrs		
FB0	2019	3000	3102	F	FIREFIGHTER EMT	Cloyd,Danny Q	4/17/2018	1	1	53,951.00	10,196.74	1.00	Reg	0 yrs		
FB0	2019	3000	3102	F	FIREFIGHTER EMT	Collet,Anthony J	4/17/2018	1	1	52,893.00	9,996.78	1.00	Reg	0 yrs		
FB0	2019	3000	3102	F	FIREFIGHTER EMT	Cooper,Adrian	4/17/2018	1	1	53,951.00	10,196.74	1.00	Reg	0 yrs		
FB0	2019	3000	3102	F	FIREFIGHTER EMT	Crump,Taniya A	8/21/2017	1	1	53,951.00	10,196.74	1.00	Reg	1 yrs		
FB0	2019	3000	3102	F	FIREFIGHTER EMT	DiLoretto,Matthew V	7/9/2018	1	1	53,951.00	10,196.74	1.00	Reg	0 yrs		
FB0	2019	3000	3102	F	FIREFIGHTER EMT	Dodson,Tyhe M	4/17/2018	1	1	53,951.00	10,196.74	1.00	Reg	0 yrs		
FB0	2019	3000	3102	F	FIREFIGHTER EMT	Dominguez,Fernando A	4/17/2018	1	1	53,951.00	10,196.74	1.00	Reg	0 yrs		
FB0	2019	3000	3102	F	FIREFIGHTER EMT	Eckels,Craig A	4/17/2018	1	1	53,951.00	10,196.74	1.00	Reg	0 yrs		
FB0	2019	3000	3102	F	FIREFIGHTER EMT	Egbon,Joyce L	8/21/2017	1	1	53,951.00	10,196.74	1.00	Reg	1 yrs		
FB0	2019	3000	3102	F	FIREFIGHTER EMT	Evans,Saquan R	8/21/2017	1	1	53,951.00	10,196.74	1.00	Reg	1 yrs		
FB0	2019	3000	3102	F	FIREFIGHTER EMT	Franklin,Natasha N	4/17/2018	1	1	53,951.00	10,196.74	1.00	Reg	0 yrs		
FB0	2019	3000	3102	F	FIREFIGHTER EMT	Frazier,Tim	8/11/2014	1	1	53,951.00	10,196.74	1.00	Reg	4 yrs		

FB0	2019	3000	3102	F	FIREFIGHTER EMT	Frapp, Terri D	4/17/2018	1	1	53,951.00	10,196.74	1.00	Reg	0 yrs		
FB0	2019	3000	3102	F	FIREFIGHTER EMT	Goodwin, Sheena E	4/17/2018	1	1	53,951.00	10,196.74	1.00	Reg	0 yrs		
FB0	2019	3000	3102	F	FIREFIGHTER EMT	Jackson, Kenneth E	4/17/2018	1	1	53,951.00	10,196.74	1.00	Reg	0 yrs		
FB0	2019	3000	3102	F	FIREFIGHTER EMT	James, Alexis A	8/21/2017	1	1	53,951.00	10,196.74	1.00	Reg	1 yrs		
FB0	2019	3000	3102	F	FIREFIGHTER EMT	James, Marvette	8/6/2017	1	1	53,951.00	10,196.74	1.00	Reg	1 yrs		
FB0	2019	3000	3102	F	FIREFIGHTER EMT	Johnson, Brianna M	8/21/2017	1	1	53,951.00	10,196.74	1.00	Reg	1 yrs		
FB0	2019	3000	3102	F	FIREFIGHTER EMT	Jones, Anthony C	8/21/2017	1	1	53,951.00	10,196.74	1.00	Reg	1 yrs		
FB0	2019	3000	3102	F	FIREFIGHTER EMT	Jones, Jasmine A	7/9/2018	1	1	53,951.00	10,196.74	1.00	Reg	0 yrs		
FB0	2019	3000	3102	F	FIREFIGHTER EMT	Jones, Rasheed Q	8/21/2017	1	1	53,951.00	10,196.74	1.00	Reg	1 yrs		
FB0	2019	3000	3102	F	FIREFIGHTER EMT	Jones, Valencia A	4/17/2018	1	1	53,951.00	10,196.74	1.00	Reg	0 yrs		
FB0	2019	3000	3102	F	FIREFIGHTER EMT	Lee, Jamal E	7/9/2018	1	1	53,951.00	10,196.74	1.00	Reg	0 yrs		
FB0	2019	3000	3102	F	FIREFIGHTER EMT	Love, Louis E	7/9/2018	1	1	53,951.00	10,196.74	1.00	Reg	0 yrs		
FB0	2019	3000	3102	F	FIREFIGHTER EMT	Mason, Dominique B	7/9/2018	1	1	53,951.00	10,196.74	1.00	Reg	0 yrs		
FB0	2019	3000	3102	F	FIREFIGHTER EMT	McFadden, Arthur A	7/9/2018	1	1	53,951.00	10,196.74	1.00	Reg	0 yrs		
FB0	2019	3000	3102	F	FIREFIGHTER EMT	Miller, Seth M	4/17/2018	1	1	53,951.00	10,196.74	1.00	Reg	0 yrs		
FB0	2019	3000	3102	F	FIREFIGHTER EMT	Murchison, Christopher L	3/3/2014	1	1	53,951.00	10,196.74	1.00	Reg	4 yrs		
FB0	2019	3000	3102	F	FIREFIGHTER EMT	Murray, Jajuan A	4/17/2018	1	1	53,951.00	10,196.74	1.00	Reg	0 yrs		
FB0	2019	3000	3102	F	FIREFIGHTER EMT	Newman, Seth M	4/17/2018	1	1	53,951.00	10,196.74	1.00	Reg	0 yrs		
FB0	2019	3000	3102	F	FIREFIGHTER EMT	Nguyen, Tu D	4/17/2018	1	1	53,951.00	10,196.74	1.00	Reg	0 yrs		
FB0	2019	3000	3102	F	FIREFIGHTER EMT	Pardlow, Shamia K	8/21/2017	1	1	53,951.00	10,196.74	1.00	Reg	1 yrs		
FB0	2019	3000	3102	F	FIREFIGHTER EMT	Ray, Kevin L	8/21/2017	1	1	53,951.00	10,196.74	1.00	Reg	1 yrs		
FB0	2019	3000	3102	F	FIREFIGHTER EMT	Rembert, Tondelaya L	7/9/2018	1	1	53,951.00	10,196.74	1.00	Reg	0 yrs		
FB0	2019	3000	3102	F	FIREFIGHTER EMT	Robinson, John K	4/17/2018	1	1	53,951.00	10,196.74	1.00	Reg	0 yrs		
FB0	2019	3000	3102	F	FIREFIGHTER EMT	Rose, Darryl D	4/17/2018	1	1	53,951.00	10,196.74	1.00	Reg	0 yrs		
FB0	2019	3000	3102	F	FIREFIGHTER EMT	Russo, Anthony R	7/9/2018	1	1	53,951.00	10,196.74	1.00	Reg	0 yrs		
FB0	2019	3000	3102	F	FIREFIGHTER EMT	Seeman, Lawrence C	4/17/2018	1	1	53,951.00	10,196.74	1.00	Reg	0 yrs		
FB0	2019	3000	3102	F	FIREFIGHTER EMT	Settles, Anthony	9/18/2017	1	1	53,951.00	10,196.74	1.00	Reg	1 yrs		
FB0	2019	3000	3102	F	FIREFIGHTER EMT	Shafer, Deverule S	7/9/2018	1	1	53,951.00	10,196.74	1.00	Reg	0 yrs		
FB0	2019	3000	3102	F	FIREFIGHTER EMT	Taylor, Dayante K	8/21/2017	1	1	53,951.00	10,196.74	1.00	Reg	1 yrs		
FB0	2019	3000	3102	F	FIREFIGHTER EMT	Titus, Tyrec S	7/9/2018	1	1	53,951.00	10,196.74	1.00	Reg	0 yrs		
FB0	2019	3000	3102	F	FIREFIGHTER EMT	Torres, Jose J	8/21/2017	1	1	53,951.00	10,196.74	1.00	Reg	1 yrs		
FB0	2019	3000	3102	F	FIREFIGHTER EMT	Toyer, Deonte M	8/21/2017	1	1	53,951.00	10,196.74	1.00	Reg	1 yrs		
FB0	2019	3000	3102	F	FIREFIGHTER EMT	Ward, Valencia S	8/21/2017	1	1	53,951.00	10,196.74	1.00	Reg	1 yrs		
FB0	2019	3000	3102	F	FIREFIGHTER EMT	Warrington, Andzie A	4/17/2018	1	1	53,951.00	10,196.74	1.00	Reg	0 yrs		
FB0	2019	3000	3102	F	FIREFIGHTER EMT	Williams, Raymond J	4/17/2018	1	1	53,951.00	10,196.74	1.00	Reg	0 yrs		
FB0	2019	3000	3102	F	FIREFIGHTER EMT	Williams, Tranese A	7/9/2018	1	1	53,951.00	10,196.74	1.00	Reg	0 yrs		
FB0	2019	3000	3102	F	FIREFIGHTER EMT	Woods, Andre L	4/17/2018	1	1	53,951.00	10,196.74	1.00	Reg	0 yrs		
FB0	2019	3000	3102	F	FIREFIGHTER EMT	Yaksoe, Ryan M	7/9/2018	1	1	53,951.00	10,196.74	1.00	Reg	0 yrs		
FB0	2019	3000	3102	F	FIREFIGHTER EMT	Arnold, James	3/6/2017	1	2	55,572.00	10,503.11	1.00	Reg	1 yrs		
FB0	2019	3000	3102	F	FIREFIGHTER EMT	Barron, AcQuan T	3/3/2014	1	2	55,572.00	10,503.11	1.00	Reg	4 yrs		
FB0	2019	3000	3102	F	FIREFIGHTER EMT	Bartee, Mario	11/30/2015	1	2	55,572.00	10,503.11	1.00	Reg	3 yrs		
FB0	2019	3000	3102	F	FIREFIGHTER EMT	Black, Devon A	9/18/2017	1	2	55,572.00	10,503.11	1.00	Reg	1 yrs		
FB0	2019	3000	3102	F	FIREFIGHTER EMT	Body, Anthony	3/6/2017	1	2	55,572.00	10,503.11	1.00	Reg	1 yrs		
FB0	2019	3000	3102	F	FIREFIGHTER EMT	Bonner II, Ricky K	8/8/2016	1	2	55,572.00	10,503.11	1.00	Reg	2 yrs		
FB0	2019	3000	3102	F	FIREFIGHTER EMT	Burris, Davon T	8/8/2016	1	2	55,572.00	10,503.11	1.00	Reg	2 yrs		
FB0	2019	3000	3102	F	FIREFIGHTER EMT	Butler Jr., Donnell E	8/8/2016	1	2	55,572.00	10,503.11	1.00	Reg	2 yrs		
FB0	2019	3000	3102	F	FIREFIGHTER EMT	Caron-Schuler, Alexander	9/18/2017	1	2	55,572.00	10,503.11	1.00	Reg	1 yrs		
FB0	2019	3000	3102	F	FIREFIGHTER EMT	Carter, Amanda T	11/27/2017	1	2	55,572.00	10,503.11	1.00	Reg	1 yrs		
FB0	2019	3000	3102	F	FIREFIGHTER EMT	Carter, Darrien Y	11/27/2017	1	2	55,572.00	10,503.11	1.00	Reg	1 yrs		
FB0	2019	3000	3102	F	FIREFIGHTER EMT	Coates, Q Juan P	8/8/2016	1	2	55,572.00	10,503.11	1.00	Reg	2 yrs		
FB0	2019	3000	3102	F	FIREFIGHTER EMT	Cole, Leonard	3/6/2017	1	2	55,572.00	10,503.11	1.00	Reg	1 yrs		
FB0	2019	3000	3102	F	FIREFIGHTER EMT	Cooke, Vincent H	8/8/2016	1	2	55,572.00	10,503.11	1.00	Reg	2 yrs		
FB0	2019	3000	3102	F	FIREFIGHTER EMT	Cosby, Ashley H	8/8/2016	1	2	55,572.00	10,503.11	1.00	Reg	2 yrs		

FB0	2019	3000	3102	F	FIREFIGHTER EMT	Costello,Elijah D	8/8/2016	1	2	55,572.00	10,503.11	1.00	Reg	2 yrs		
FB0	2019	3000	3102	F	FIREFIGHTER EMT	Davis,Tony S	8/8/2016	1	2	55,572.00	10,503.11	1.00	Reg	2 yrs		
FB0	2019	3000	3102	F	FIREFIGHTER EMT	Delgado,Herson G	9/18/2017	1	2	55,572.00	10,503.11	1.00	Reg	1 yrs		
FB0	2019	3000	3102	F	FIREFIGHTER EMT	Dorsey,Allysha Z	8/8/2016	1	2	55,572.00	10,503.11	1.00	Reg	2 yrs		
FB0	2019	3000	3102	F	FIREFIGHTER EMT	Draper,Nigel E	10/5/2010	1	2	55,572.00	10,503.11	1.00	Reg	8 yrs		
FB0	2019	3000	3102	F	FIREFIGHTER EMT	Drayton,Anthony	3/6/2017	1	2	55,572.00	10,503.11	1.00	Reg	1 yrs		
FB0	2019	3000	3102	F	FIREFIGHTER EMT	Dziekan,Gary G	9/18/2017	1	2	55,572.00	10,503.11	1.00	Reg	1 yrs		
FB0	2019	3000	3102	F	FIREFIGHTER EMT	Faulkner,John M	11/27/2017	1	2	55,572.00	10,503.11	1.00	Reg	1 yrs		
FB0	2019	3000	3102	F	FIREFIGHTER EMT	Fields,Niya	3/6/2017	1	2	55,572.00	10,503.11	1.00	Reg	1 yrs		
FB0	2019	3000	3102	F	FIREFIGHTER EMT	Ford,Glenden L.	11/27/2017	1	2	55,572.00	10,503.11	1.00	Reg	1 yrs		
FB0	2019	3000	3102	F	FIREFIGHTER EMT	Foster,Gaylon J	8/8/2016	1	2	55,572.00	10,503.11	1.00	Reg	2 yrs		
FB0	2019	3000	3102	F	FIREFIGHTER EMT	Fuller,Gary Jay	11/27/2017	1	2	55,572.00	10,503.11	1.00	Reg	1 yrs		
FB0	2019	3000	3102	F	FIREFIGHTER EMT	Gavin,Marcel T	9/18/2017	1	2	55,572.00	10,503.11	1.00	Reg	1 yrs		
FB0	2019	3000	3102	F	FIREFIGHTER EMT	Gigger,Deontre' J	9/18/2017	1	2	55,572.00	10,503.11	1.00	Reg	1 yrs		
FB0	2019	3000	3102	F	FIREFIGHTER EMT	Graham,Christopher D	11/27/2017	1	2	55,572.00	10,503.11	1.00	Reg	1 yrs		
FB0	2019	3000	3102	F	FIREFIGHTER EMT	Harden,Adam	12/27/2016	1	2	55,572.00	10,503.11	1.00	Reg	2 yrs		
FB0	2019	3000	3102	F	FIREFIGHTER EMT	Hawkins,Mark A	9/18/2017	1	2	55,572.00	10,503.11	1.00	Reg	1 yrs		
FB0	2019	3000	3102	F	FIREFIGHTER EMT	Hellams,Rickia D	11/27/2017	1	2	55,572.00	10,503.11	1.00	Reg	1 yrs		
FB0	2019	3000	3102	F	FIREFIGHTER EMT	Henry,Delawnta	3/6/2017	1	2	55,572.00	10,503.11	1.00	Reg	1 yrs		
FB0	2019	3000	3102	F	FIREFIGHTER EMT	Holness,Alphonso	3/6/2017	1	2	55,572.00	10,503.11	1.00	Reg	1 yrs		
FB0	2019	3000	3102	F	FIREFIGHTER EMT	Hood,Quinton E	11/27/2017	1	2	55,572.00	10,503.11	1.00	Reg	1 yrs		
FB0	2019	3000	3102	F	FIREFIGHTER EMT	Irving,Jessica	3/6/2017	1	2	55,572.00	10,503.11	1.00	Reg	1 yrs		
FB0	2019	3000	3102	F	FIREFIGHTER EMT	Jones,Trevor	3/6/2017	1	2	55,572.00	10,503.11	1.00	Reg	1 yrs		
FB0	2019	3000	3102	F	FIREFIGHTER EMT	Kinney,Rico C	9/6/2016	1	2	55,572.00	10,503.11	1.00	Reg	2 yrs		
FB0	2019	3000	3102	F	FIREFIGHTER EMT	Knight,Renard L	8/8/2016	1	2	55,572.00	10,503.11	1.00	Reg	2 yrs		
FB0	2019	3000	3102	F	FIREFIGHTER EMT	Lane,Shantevia	3/6/2017	1	2	55,572.00	10,503.11	1.00	Reg	1 yrs		
FB0	2019	3000	3102	F	FIREFIGHTER EMT	Lea,D'Andre L	9/18/2017	1	2	55,572.00	10,503.11	1.00	Reg	1 yrs		
FB0	2019	3000	3102	F	FIREFIGHTER EMT	Liverpool,Jeffrey D	5/16/2016	1	2	55,571.64	10,503.04	1.00	Reg	2 yrs		
FB0	2019	3000	3102	F	FIREFIGHTER EMT	Lopez-Contreras,Fredys	8/8/2016	1	2	55,572.00	10,503.11	1.00	Reg	2 yrs		
FB0	2019	3000	3102	F	FIREFIGHTER EMT	Lyon,Darlene	3/6/2017	1	2	55,572.00	10,503.11	1.00	Reg	1 yrs		
FB0	2019	3000	3102	F	FIREFIGHTER EMT	Mayhew,Matthew K	9/18/2017	1	2	55,572.00	10,503.11	1.00	Reg	1 yrs		
FB0	2019	3000	3102	F	FIREFIGHTER EMT	McQueen,Joshua G	9/18/2017	1	2	55,572.00	10,503.11	1.00	Reg	1 yrs		
FB0	2019	3000	3102	F	FIREFIGHTER EMT	McRae,Da`Von A	8/22/2016	1	2	55,572.00	10,503.11	1.00	Reg	2 yrs		
FB0	2019	3000	3102	F	FIREFIGHTER EMT	Mitchell,Tamika N	9/18/2017	1	2	55,572.00	10,503.11	1.00	Reg	1 yrs		
FB0	2019	3000	3102	F	FIREFIGHTER EMT	Myatt,Nicholas L	11/27/2017	1	2	55,572.00	10,503.11	1.00	Reg	1 yrs		
FB0	2019	3000	3102	F	FIREFIGHTER EMT	Pegues,James	3/6/2017	1	2	55,572.00	10,503.11	1.00	Reg	1 yrs		
FB0	2019	3000	3102	F	FIREFIGHTER EMT	Peterson,Tarkeyia L	8/8/2016	1	2	55,572.00	10,503.11	1.00	Reg	2 yrs		
FB0	2019	3000	3102	F	FIREFIGHTER EMT	Pingshaw,Ikeem	11/27/2017	1	2	55,572.00	10,503.11	1.00	Reg	1 yrs		
FB0	2019	3000	3102	F	FIREFIGHTER EMT	Pinnix,Jalisa	3/6/2017	1	2	55,572.00	10,503.11	1.00	Reg	1 yrs		
FB0	2019	3000	3102	F	FIREFIGHTER EMT	Plater,Jerron F	8/8/2016	1	2	55,572.00	10,503.11	1.00	Reg	2 yrs		
FB0	2019	3000	3102	F	FIREFIGHTER EMT	Poole,Shean E	11/27/2017	1	2	55,572.00	10,503.11	1.00	Reg	1 yrs		
FB0	2019	3000	3102	F	FIREFIGHTER EMT	Potts,Christopher S	8/8/2016	1	2	55,572.00	10,503.11	1.00	Reg	2 yrs		
FB0	2019	3000	3102	F	FIREFIGHTER EMT	Richards,Christopher J	9/18/2017	1	2	55,572.00	10,503.11	1.00	Reg	1 yrs		
FB0	2019	3000	3102	F	FIREFIGHTER EMT	Robinson,Antwon J	9/18/2017	1	2	55,572.00	10,503.11	1.00	Reg	1 yrs		
FB0	2019	3000	3102	F	FIREFIGHTER EMT	Sanders,Sheena L	11/27/2017	1	2	55,572.00	10,503.11	1.00	Reg	1 yrs		
FB0	2019	3000	3102	F	FIREFIGHTER EMT	Schoolnick,David D	11/27/2017	1	2	55,572.00	10,503.11	1.00	Reg	1 yrs		
FB0	2019	3000	3102	F	FIREFIGHTER EMT	Seace,Reginald	11/27/2017	1	2	55,572.00	10,503.11	1.00	Reg	1 yrs		
FB0	2019	3000	3102	F	FIREFIGHTER EMT	Seldon Jr,Kenneth	3/6/2017	1	2	55,572.00	10,503.11	1.00	Reg	1 yrs		
FB0	2019	3000	3102	F	FIREFIGHTER EMT	Shorter,Dominique D	11/27/2017	1	2	55,572.00	10,503.11	1.00	Reg	1 yrs		
FB0	2019	3000	3102	F	FIREFIGHTER EMT	Smith,Malik	3/6/2017	1	2	55,572.00	10,503.11	1.00	Reg	1 yrs		
FB0	2019	3000	3102	F	FIREFIGHTER EMT	Solberg,Suzanne B	11/27/2017	1	2	55,572.00	10,503.11	1.00	Reg	1 yrs		
FB0	2019	3000	3102	F	FIREFIGHTER EMT	Soto-Ortiz,Gerardo E	9/18/2017	1	2	55,572.00	10,503.11	1.00	Reg	1 yrs		
FB0	2019	3000	3102	F	FIREFIGHTER EMT	Taborn,Joshua W	5/16/2016	1	2	55,572.00	10,503.11	1.00	Reg	2 yrs		

FB0	2019	3000	3102	F	FIREFIGHTER EMT	Taylor,Roy	6/6/2016	1	2	55,571.64	10,503.04	1.00	Reg	2 yrs		
FB0	2019	3000	3102	F	FIREFIGHTER EMT	Thomas,Sean R	9/18/2017	1	2	55,572.00	10,503.11	1.00	Reg	1 yrs		
FB0	2019	3000	3102	F	FIREFIGHTER EMT	Thompson,William	3/6/2017	1	2	55,572.00	10,503.11	1.00	Reg	1 yrs		
FB0	2019	3000	3102	F	FIREFIGHTER EMT	Veney,Dion W	8/8/2016	1	2	55,572.00	10,503.11	1.00	Reg	2 yrs		
FB0	2019	3000	3102	F	FIREFIGHTER EMT	Walker,Tarrick	11/27/2017	1	2	55,572.00	10,503.11	1.00	Reg	1 yrs		
FB0	2019	3000	3102	F	FIREFIGHTER EMT	Watson,Leeshia	3/6/2017	1	2	55,572.00	10,503.11	1.00	Reg	1 yrs		
FB0	2019	3000	3102	F	FIREFIGHTER EMT	White,Shbria J	9/18/2017	1	2	55,572.00	10,503.11	1.00	Reg	1 yrs		
FB0	2019	3000	3102	F	FIREFIGHTER EMT	Williams,Shawn D	11/27/2017	1	2	55,572.00	10,503.11	1.00	Reg	1 yrs		
FB0	2019	3000	3102	F	FIREFIGHTER EMT	Wilson,Dearay A	8/8/2016	1	2	55,572.00	10,503.11	1.00	Reg	2 yrs		
FB0	2019	3000	3102	F	FIREFIGHTER EMT	Wilson,Justin D	11/27/2017	1	2	55,572.00	10,503.11	1.00	Reg	1 yrs		
FB0	2019	3000	3102	F	FIREFIGHTER EMT	Wright,Erik B	9/18/2017	1	2	55,572.00	10,503.11	1.00	Reg	1 yrs		
FB0	2019	3000	3102	F	FIREFIGHTER EMT	Ajayi,Nichelle S	1/12/2015	1	3	58,266.00	11,012.27	1.00	Reg	3 yrs		
FB0	2019	3000	3102	F	FIREFIGHTER EMT	Baggage,Maurice	3/21/2016	1	3	58,266.00	11,012.27	1.00	Reg	2 yrs		
FB0	2019	3000	3102	F	FIREFIGHTER EMT	Banks,Timothy	3/21/2016	1	3	58,266.00	11,012.27	1.00	Reg	2 yrs		
FB0	2019	3000	3102	F	FIREFIGHTER EMT	Bell,Matthew	3/21/2016	1	3	58,266.00	11,012.27	1.00	Reg	2 yrs		
FB0	2019	3000	3102	F	FIREFIGHTER EMT	Bohannon-Bey,James	3/21/2016	1	3	58,266.00	11,012.27	1.00	Reg	2 yrs		
FB0	2019	3000	3102	F	FIREFIGHTER EMT	Brown,Porsha	3/21/2016	1	3	58,266.00	11,012.27	1.00	Reg	2 yrs		
FB0	2019	3000	3102	F	FIREFIGHTER EMT	Campbell,Kevin	9/19/2016	1	3	58,266.00	11,012.27	1.00	Reg	2 yrs		
FB0	2019	3000	3102	F	FIREFIGHTER EMT	Craig,Maurice	9/19/2016	1	3	58,266.00	11,012.27	1.00	Reg	2 yrs		
FB0	2019	3000	3102	F	FIREFIGHTER EMT	Drew,Michael	3/21/2016	1	3	55,491.43	10,487.88	1.00	Reg	2 yrs		
FB0	2019	3000	3102	F	FIREFIGHTER EMT	Elliott,Larenzo	9/19/2016	1	3	58,266.00	11,012.27	1.00	Reg	2 yrs		
FB0	2019	3000	3102	F	FIREFIGHTER EMT	Ford,Charles	9/19/2016	1	3	58,266.00	11,012.27	1.00	Reg	2 yrs		
FB0	2019	3000	3102	F	FIREFIGHTER EMT	Gibson,Kendall A	3/21/2016	1	3	58,266.00	11,012.27	1.00	Reg	2 yrs		
FB0	2019	3000	3102	F	FIREFIGHTER EMT	Glover,Nii-Odoi	9/19/2016	1	3	58,266.00	11,012.27	1.00	Reg	2 yrs		
FB0	2019	3000	3102	F	FIREFIGHTER EMT	Goodwin,Mohamed	9/19/2016	1	3	58,266.00	11,012.27	1.00	Reg	2 yrs		
FB0	2019	3000	3102	F	FIREFIGHTER EMT	Gorham,Kimberly	9/19/2016	1	3	58,266.00	11,012.27	1.00	Reg	2 yrs		
FB0	2019	3000	3102	F	FIREFIGHTER EMT	Hoston,Tabatha	3/21/2016	1	3	58,266.00	11,012.27	1.00	Reg	2 yrs		
FB0	2019	3000	3102	F	FIREFIGHTER EMT	Jones,Dennis	9/19/2016	1	3	58,266.00	11,012.27	1.00	Reg	2 yrs		
FB0	2019	3000	3102	F	FIREFIGHTER EMT	Jones,William	9/19/2016	1	3	58,266.00	11,012.27	1.00	Reg	2 yrs		
FB0	2019	3000	3102	F	FIREFIGHTER EMT	Mahone,Lamont	3/21/2016	1	3	58,266.00	11,012.27	1.00	Reg	2 yrs		
FB0	2019	3000	3102	F	FIREFIGHTER EMT	Mason,Alvin	9/19/2016	1	3	58,266.00	11,012.27	1.00	Reg	2 yrs		
FB0	2019	3000	3102	F	FIREFIGHTER EMT	Mattocks,Sherrnise	9/19/2016	1	3	58,266.00	11,012.27	1.00	Reg	2 yrs		
FB0	2019	3000	3102	F	FIREFIGHTER EMT	Maynor,Kevin	3/21/2016	1	3	58,266.00	11,012.27	1.00	Reg	2 yrs		
FB0	2019	3000	3102	F	FIREFIGHTER EMT	Merriweather,Chris D	3/21/2016	1	3	58,266.00	11,012.27	1.00	Reg	2 yrs		
FB0	2019	3000	3102	F	FIREFIGHTER EMT	Morris,Demille J	9/19/2016	1	3	58,266.00	11,012.27	1.00	Reg	2 yrs		
FB0	2019	3000	3102	F	FIREFIGHTER EMT	Nunez-Rodriguez,Juan	9/19/2016	1	3	58,266.00	11,012.27	1.00	Reg	2 yrs		
FB0	2019	3000	3102	F	FIREFIGHTER EMT	Okhiku,Ayo	8/10/2015	1	3	58,266.00	11,012.27	1.00	Reg	3 yrs		
FB0	2019	3000	3102	F	FIREFIGHTER EMT	O'Mara,Sean	9/19/2016	1	3	58,266.00	11,012.27	1.00	Reg	2 yrs		
FB0	2019	3000	3102	F	FIREFIGHTER EMT	Page,Christopher	3/21/2016	1	3	58,266.00	11,012.27	1.00	Reg	2 yrs		
FB0	2019	3000	3102	F	FIREFIGHTER EMT	Ross,DeLonte	9/19/2016	1	3	58,266.00	11,012.27	1.00	Reg	2 yrs		
FB0	2019	3000	3102	F	FIREFIGHTER EMT	Rowel,Danard T	1/12/2015	1	3	58,266.00	11,012.27	1.00	Reg	3 yrs		
FB0	2019	3000	3102	F	FIREFIGHTER EMT	Russell,Donovan	9/19/2016	1	3	58,266.00	11,012.27	1.00	Reg	2 yrs		
FB0	2019	3000	3102	F	FIREFIGHTER EMT	Sanders,Jawun	3/21/2016	1	3	58,266.00	11,012.27	1.00	Reg	2 yrs		
FB0	2019	3000	3102	F	FIREFIGHTER EMT	Smith,Dominique N	1/12/2015	1	3	55,491.43	10,487.88	1.00	Reg	3 yrs		
FB0	2019	3000	3102	F	FIREFIGHTER EMT	Smothers Jr.,Dane T	8/12/2013	1	3	58,266.00	11,012.27	1.00	Reg	5 yrs		
FB0	2019	3000	3102	F	FIREFIGHTER EMT	Takesuye,Joseph	3/21/2016	1	3	58,266.00	11,012.27	1.00	Reg	2 yrs		
FB0	2019	3000	3102	F	FIREFIGHTER EMT	Thomas,Cortni	9/19/2016	1	3	58,266.00	11,012.27	1.00	Reg	2 yrs		
FB0	2019	3000	3102	F	FIREFIGHTER EMT	Thomas,Terrell	9/19/2016	1	3	58,266.00	11,012.27	1.00	Reg	2 yrs		
FB0	2019	3000	3102	F	FIREFIGHTER EMT	Trolli,Chelsea	3/21/2016	1	3	58,266.00	11,012.27	1.00	Reg	2 yrs		
FB0	2019	3000	3102	F	FIREFIGHTER EMT	Waller,Ronald	9/19/2016	1	3	58,266.00	11,012.27	1.00	Reg	2 yrs		
FB0	2019	3000	3102	F	FIREFIGHTER EMT	Washington,Michael	9/19/2016	1	3	58,266.00	11,012.27	1.00	Reg	2 yrs		
FB0	2019	3000	3102	F	FIREFIGHTER EMT	Waymer,Kelvin	9/19/2016	1	3	58,266.00	11,012.27	1.00	Reg	2 yrs		
FB0	2019	3000	3102	F	FIREFIGHTER EMT	White,Conrad	9/19/2016	1	3	58,266.00	11,012.27	1.00	Reg	2 yrs		

FB0	2019	3000	3102	F	FIREFIGHTER EMT	Williams,McArthur	3/21/2016	1	3	58,266.00	11,012.27	1.00	Reg	2 yrs		
FB0	2019	3000	3102	F	FIREFIGHTER EMT	Willis,Christian	9/19/2016	1	3	55,491.43	10,487.88	1.00	Reg	2 yrs		
FB0	2019	3000	3102	F	FIREFIGHTER EMT	Yiare Jr.,Simon	9/19/2016	1	3	58,266.00	11,012.27	1.00	Reg	2 yrs		
FB0	2019	3000	3102	F	FIREFIGHTER EMT	Anders,David	6/1/2015	1	4	60,965.00	11,522.39	1.00	Reg	3 yrs		
FB0	2019	3000	3102	F	FIREFIGHTER EMT	Badgett,Isaiah C	1/12/2015	1	4	60,965.00	11,522.39	1.00	Reg	3 yrs		
FB0	2019	3000	3102	F	FIREFIGHTER EMT	Bowen,Maurice S	12/2/2013	1	4	60,965.00	11,522.39	1.00	Reg	5 yrs		
FB0	2019	3000	3102	F	FIREFIGHTER EMT	Braxton,Carl	4/21/2014	1	4	60,965.00	11,522.39	1.00	Reg	4 yrs		
FB0	2019	3000	3102	F	FIREFIGHTER EMT	Bray,Travone A	4/21/2014	1	4	60,965.00	11,522.39	1.00	Reg	4 yrs		
FB0	2019	3000	3102	F	FIREFIGHTER EMT	Campbell,Hayden	6/1/2015	1	4	60,965.00	11,522.39	1.00	Reg	3 yrs		
FB0	2019	3000	3102	F	FIREFIGHTER EMT	Crosswhite,Jeffrey L	6/1/2015	1	4	60,965.00	11,522.39	1.00	Reg	3 yrs		
FB0	2019	3000	3102	F	FIREFIGHTER EMT	Dugger,Garee	4/21/2014	1	4	60,965.00	11,522.39	1.00	Reg	4 yrs		
FB0	2019	3000	3102	F	FIREFIGHTER EMT	Fox,Christopher A	6/1/2015	1	4	60,965.00	11,522.39	1.00	Reg	3 yrs		
FB0	2019	3000	3102	F	FIREFIGHTER EMT	Garrett,Arrion A	12/3/2014	1	4	60,965.00	11,522.39	1.00	Reg	4 yrs		
FB0	2019	3000	3102	F	FIREFIGHTER EMT	Gill,Robert	4/21/2014	1	4	60,965.00	11,522.39	1.00	Reg	4 yrs		
FB0	2019	3000	3102	F	FIREFIGHTER EMT	Griffin,Sequan L	4/21/2014	1	4	60,965.00	11,522.39	1.00	Reg	4 yrs		
FB0	2019	3000	3102	F	FIREFIGHTER EMT	Hardy,Michael D	4/21/2014	1	4	60,965.00	11,522.39	1.00	Reg	4 yrs		
FB0	2019	3000	3102	F	FIREFIGHTER EMT	Harris,Jazmin K S	12/3/2014	1	4	60,965.00	11,522.39	1.00	Reg	4 yrs		
FB0	2019	3000	3102	F	FIREFIGHTER EMT	Henson,Devon N	1/12/2015	1	4	60,965.00	11,522.39	1.00	Reg	3 yrs		
FB0	2019	3000	3102	F	FIREFIGHTER EMT	Hernandez,Jason E	1/12/2015	1	4	60,965.00	11,522.39	1.00	Reg	3 yrs		
FB0	2019	3000	3102	F	FIREFIGHTER EMT	Holliday III,Theodore N	12/2/2013	1	4	60,965.00	11,522.39	1.00	Reg	5 yrs		
FB0	2019	3000	3102	F	FIREFIGHTER EMT	Holt,Matthew G	6/1/2015	1	4	60,965.00	11,522.39	1.00	Reg	3 yrs		
FB0	2019	3000	3102	F	FIREFIGHTER EMT	Hutchinson,Brett R	6/1/2015	1	4	60,965.00	11,522.39	1.00	Reg	3 yrs		
FB0	2019	3000	3102	F	FIREFIGHTER EMT	Johnson,Javelle	4/21/2014	1	4	60,965.00	11,522.39	1.00	Reg	4 yrs		
FB0	2019	3000	3102	F	FIREFIGHTER EMT	Jones,Domonique A	1/12/2015	1	4	60,965.00	11,522.39	1.00	Reg	3 yrs		
FB0	2019	3000	3102	F	FIREFIGHTER EMT	Jordan Jr.,Paul E	1/12/2015	1	4	60,965.00	11,522.39	1.00	Reg	3 yrs		
FB0	2019	3000	3102	F	FIREFIGHTER EMT	Kessler,John P	6/1/2015	1	4	60,965.00	11,522.39	1.00	Reg	3 yrs		
FB0	2019	3000	3102	F	FIREFIGHTER EMT	Kinard,Eriq A	1/12/2015	1	4	60,965.00	11,522.39	1.00	Reg	3 yrs		
FB0	2019	3000	3102	F	FIREFIGHTER EMT	Kraus,Adam C	6/1/2015	1	4	60,965.00	11,522.39	1.00	Reg	3 yrs		
FB0	2019	3000	3102	F	FIREFIGHTER EMT	Lockwood,Cody C	6/1/2015	1	4	60,965.00	11,522.39	1.00	Reg	3 yrs		
FB0	2019	3000	3102	F	FIREFIGHTER EMT	Mavaddat,Michael	6/1/2015	1	4	60,965.00	11,522.39	1.00	Reg	3 yrs		
FB0	2019	3000	3102	F	FIREFIGHTER EMT	McCord,Daquon M	4/21/2014	1	4	60,965.00	11,522.39	1.00	Reg	4 yrs		
FB0	2019	3000	3102	F	FIREFIGHTER EMT	McKay,Cameron S	6/1/2015	1	4	60,965.00	11,522.39	1.00	Reg	3 yrs		
FB0	2019	3000	3102	F	FIREFIGHTER EMT	McKnight,James	6/1/2015	1	4	60,965.00	11,522.39	1.00	Reg	3 yrs		
FB0	2019	3000	3102	F	FIREFIGHTER EMT	Mills,Jamal G	4/21/2014	1	4	60,965.00	11,522.39	1.00	Reg	4 yrs		
FB0	2019	3000	3102	F	FIREFIGHTER EMT	Mills,Quentin	6/1/2015	1	4	60,965.00	11,522.39	1.00	Reg	3 yrs		
FB0	2019	3000	3102	F	FIREFIGHTER EMT	Morris,Tonnisha M	1/12/2015	1	4	60,965.00	11,522.39	1.00	Reg	3 yrs		
FB0	2019	3000	3102	F	FIREFIGHTER EMT	Newnam,Robert	6/1/2015	1	4	60,965.00	11,522.39	1.00	Reg	3 yrs		
FB0	2019	3000	3102	F	FIREFIGHTER EMT	Ogunfiditimi,Oluweseyi K	1/12/2015	1	4	60,965.00	11,522.39	1.00	Reg	3 yrs		
FB0	2019	3000	3102	F	FIREFIGHTER EMT	Royster,Elon J	4/21/2014	1	4	60,965.00	11,522.39	1.00	Reg	4 yrs		
FB0	2019	3000	3102	F	FIREFIGHTER EMT	Scott,Jasminlee R	4/21/2014	1	4	60,965.00	11,522.39	1.00	Reg	4 yrs		
FB0	2019	3000	3102	F	FIREFIGHTER EMT	Simons,Rodney	6/1/2015	1	4	60,965.00	11,522.39	1.00	Reg	3 yrs		
FB0	2019	3000	3102	F	FIREFIGHTER EMT	Stapleton,Kevin	6/1/2015	1	4	60,965.00	11,522.39	1.00	Reg	3 yrs		
FB0	2019	3000	3102	F	FIREFIGHTER EMT	Terry,Naeem	4/21/2014	1	4	60,965.00	11,522.39	1.00	Reg	4 yrs		
FB0	2019	3000	3102	F	FIREFIGHTER EMT	Velasquez,Xavier	6/1/2015	1	4	60,965.00	11,522.39	1.00	Reg	3 yrs		
FB0	2019	3000	3102	F	FIREFIGHTER EMT	Walker,Shane	6/1/2015	1	4	60,965.00	11,522.39	1.00	Reg	3 yrs		
FB0	2019	3000	3102	F	FIREFIGHTER EMT	Webster,Erlesha B	4/21/2014	1	4	60,965.00	11,522.39	1.00	Reg	4 yrs		
FB0	2019	3000	3102	F	FIREFIGHTER EMT	Wedlock,Aaron H	4/21/2014	1	4	60,965.00	11,522.39	1.00	Reg	4 yrs		
FB0	2019	3000	3102	F	FIREFIGHTER EMT	White,Carlton A	4/21/2014	1	4	60,965.00	11,522.39	1.00	Reg	4 yrs		
FB0	2019	3000	3102	F	FIREFIGHTER EMT	Willoby,Franzeel E	4/21/2014	1	4	60,965.00	11,522.39	1.00	Reg	4 yrs		
FB0	2019	3000	3102	F	FIREFIGHTER EMT	Wilson,Anthony L	5/5/2014	1	4	60,965.00	11,522.39	1.00	Reg	4 yrs		
FB0	2019	3000	3102	F	FIREFIGHTER EMT	Windsor,Aaron	6/1/2015	1	4	60,965.00	11,522.39	1.00	Reg	3 yrs		
FB0	2019	3000	3102	F	FIREFIGHTER EMT	Wittenberg,Joshua	6/1/2015	1	4	60,965.00	11,522.39	1.00	Reg	3 yrs		
FB0	2019	3000	3102	F	FIREFIGHTER EMT	Woodland,Dejuan W	12/2/2013	1	4	60,965.00	11,522.39	1.00	Reg	5 yrs		

FB0	2019	3000	3102	F	FIREFIGHTER EMT	Yates,James H	1/12/2015	1	4	60,965.00	11,522.39	1.00	Reg	3 yrs		
FB0	2019	3000	3102	F	FIREFIGHTER EMT	Zimmerman,Travis	6/1/2015	1	4	60,965.00	11,522.39	1.00	Reg	3 yrs		
FB0	2019	3000	3102	F	FIREFIGHTER EMT	Artigliere,Ryan	7/15/2013	1	5	64,745.00	12,236.81	1.00	Reg	5 yrs		
FB0	2019	3000	3102	F	FIREFIGHTER EMT	Belle,TySean D	12/2/2013	1	5	64,745.00	12,236.81	1.00	Reg	5 yrs		
FB0	2019	3000	3102	F	FIREFIGHTER EMT	Betts,Brian S	11/5/2012	1	5	64,745.00	12,236.81	1.00	Reg	6 yrs		
FB0	2019	3000	3102	F	FIREFIGHTER EMT	Black,Ryan	7/15/2013	1	5	64,745.00	12,236.81	1.00	Reg	5 yrs		
FB0	2019	3000	3102	F	FIREFIGHTER EMT	Blackman,Jamil D	12/2/2013	1	5	64,745.00	12,236.81	1.00	Reg	5 yrs		
FB0	2019	3000	3102	F	FIREFIGHTER EMT	Boddy,James A	7/29/2013	1	5	64,745.00	12,236.81	1.00	Reg	5 yrs		
FB0	2019	3000	3102	F	FIREFIGHTER EMT	Brand,Michael	7/15/2013	1	5	64,745.00	12,236.81	1.00	Reg	5 yrs		
FB0	2019	3000	3102	F	FIREFIGHTER EMT	Brandon,Daquan C	12/2/2013	1	5	64,745.00	12,236.81	1.00	Reg	5 yrs		
FB0	2019	3000	3102	F	FIREFIGHTER EMT	Briscoe,Joshua	7/29/2013	1	5	64,745.00	12,236.81	1.00	Reg	5 yrs		
FB0	2019	3000	3102	F	FIREFIGHTER EMT	Brown,Dequandre	1/14/2013	1	5	64,745.00	12,236.81	1.00	Reg	5 yrs		
FB0	2019	3000	3102	F	FIREFIGHTER EMT	Brown,Lawrence	1/14/2013	1	5	64,745.00	12,236.81	1.00	Reg	5 yrs		
FB0	2019	3000	3102	F	FIREFIGHTER EMT	Bullock,Khalid	1/14/2013	1	5	64,745.00	12,236.81	1.00	Reg	5 yrs		
FB0	2019	3000	3102	F	FIREFIGHTER EMT	Butler,LaShay M	12/2/2013	1	5	64,745.00	12,236.81	1.00	Reg	5 yrs		
FB0	2019	3000	3102	F	FIREFIGHTER EMT	Cober,Brandon A	7/15/2013	1	5	64,745.00	12,236.81	1.00	Reg	5 yrs		
FB0	2019	3000	3102	F	FIREFIGHTER EMT	Dade,Jade A	12/2/2013	1	5	64,745.00	12,236.81	1.00	Reg	5 yrs		
FB0	2019	3000	3102	F	FIREFIGHTER EMT	Dyott,Phillip	7/15/2013	1	5	64,745.00	12,236.81	1.00	Reg	5 yrs		
FB0	2019	3000	3102	F	FIREFIGHTER EMT	Edwards,Timothy	7/15/2013	1	5	64,745.00	12,236.81	1.00	Reg	5 yrs		
FB0	2019	3000	3102	F	FIREFIGHTER EMT	Elie,Joshua P	7/29/2013	1	5	64,745.00	12,236.81	1.00	Reg	5 yrs		
FB0	2019	3000	3102	F	FIREFIGHTER EMT	Ferguson,Anthony	1/14/2013	1	5	64,745.00	12,236.81	1.00	Reg	5 yrs		
FB0	2019	3000	3102	F	FIREFIGHTER EMT	Freeman Jr.,Antonio J	1/14/2013	1	5	64,745.00	12,236.81	1.00	Reg	5 yrs		
FB0	2019	3000	3102	F	FIREFIGHTER EMT	Garnett,Angelo R	12/2/2013	1	5	64,745.00	12,236.81	1.00	Reg	5 yrs		
FB0	2019	3000	3102	F	FIREFIGHTER EMT	Green,Tiffany	1/14/2013	1	5	64,745.00	12,236.81	1.00	Reg	5 yrs		
FB0	2019	3000	3102	F	FIREFIGHTER EMT	Hawkins,Razell D	12/2/2013	1	5	64,745.00	12,236.81	1.00	Reg	5 yrs		
FB0	2019	3000	3102	F	FIREFIGHTER EMT	Johnson,Amir	1/14/2013	1	5	64,745.00	12,236.81	1.00	Reg	5 yrs		
FB0	2019	3000	3102	F	FIREFIGHTER EMT	Johnson,Jeffrey Anthony	1/14/2013	1	5	64,745.00	12,236.81	1.00	Reg	5 yrs		
FB0	2019	3000	3102	F	FIREFIGHTER EMT	Keeton,Antonio E	12/2/2013	1	5	64,745.00	12,236.81	1.00	Reg	5 yrs		
FB0	2019	3000	3102	F	FIREFIGHTER EMT	Lehman,Timothy D	12/2/2013	1	5	64,745.00	12,236.81	1.00	Reg	5 yrs		
FB0	2019	3000	3102	F	FIREFIGHTER EMT	Lewis,Danaryae	1/14/2013	1	5	64,745.00	12,236.81	1.00	Reg	5 yrs		
FB0	2019	3000	3102	F	FIREFIGHTER EMT	Lucas,Quentin L	12/2/2013	1	5	64,745.00	12,236.81	1.00	Reg	5 yrs		
FB0	2019	3000	3102	F	FIREFIGHTER EMT	Matheson,Christopher	7/29/2013	1	5	64,745.00	12,236.81	1.00	Reg	5 yrs		
FB0	2019	3000	3102	F	FIREFIGHTER EMT	Mathews,Timothy	7/15/2013	1	5	64,745.00	12,236.81	1.00	Reg	5 yrs		
FB0	2019	3000	3102	F	FIREFIGHTER EMT	McComas,Eric M	7/29/2013	1	5	64,745.00	12,236.81	1.00	Reg	5 yrs		
FB0	2019	3000	3102	F	FIREFIGHTER EMT	McKnight,J'Quan	1/14/2013	1	5	64,745.00	12,236.81	1.00	Reg	5 yrs		
FB0	2019	3000	3102	F	FIREFIGHTER EMT	Melton,Juan B	12/2/2013	1	5	64,745.00	12,236.81	1.00	Reg	5 yrs		
FB0	2019	3000	3102	F	FIREFIGHTER EMT	Miller,Jr,Jeffrey D	12/2/2013	1	5	64,745.00	12,236.81	1.00	Reg	5 yrs		
FB0	2019	3000	3102	F	FIREFIGHTER EMT	Moore,Davon A	12/2/2013	1	5	64,745.00	12,236.81	1.00	Reg	5 yrs		
FB0	2019	3000	3102	F	FIREFIGHTER EMT	Morant,Indea	1/14/2013	1	5	64,745.00	12,236.81	1.00	Reg	5 yrs		
FB0	2019	3000	3102	F	FIREFIGHTER EMT	Newman,Daniel	7/29/2013	1	5	64,745.00	12,236.81	1.00	Reg	5 yrs		
FB0	2019	3000	3102	F	FIREFIGHTER EMT	Parker,Amber	1/14/2013	1	5	64,745.00	12,236.81	1.00	Reg	5 yrs		
FB0	2019	3000	3102	F	FIREFIGHTER EMT	Pata,Nicholas	7/15/2013	1	5	64,745.00	12,236.81	1.00	Reg	5 yrs		
FB0	2019	3000	3102	F	FIREFIGHTER EMT	Payton,Bernard	12/2/2013	1	5	64,745.00	12,236.81	1.00	Reg	5 yrs		
FB0	2019	3000	3102	F	FIREFIGHTER EMT	Potts,Robert	1/14/2013	1	5	64,745.00	12,236.81	1.00	Reg	5 yrs		
FB0	2019	3000	3102	F	FIREFIGHTER EMT	Price,Torrence	1/14/2013	1	5	64,745.00	12,236.81	1.00	Reg	5 yrs		
FB0	2019	3000	3102	F	FIREFIGHTER EMT	Pye II,Nathaniel	7/29/2013	1	5	64,745.00	12,236.81	1.00	Reg	5 yrs		
FB0	2019	3000	3102	F	FIREFIGHTER EMT	Risper,Kelly	7/29/2013	1	5	64,745.00	12,236.81	1.00	Reg	5 yrs		
FB0	2019	3000	3102	F	FIREFIGHTER EMT	Roane,Gregory	1/14/2013	1	5	64,745.00	12,236.81	1.00	Reg	5 yrs		
FB0	2019	3000	3102	F	FIREFIGHTER EMT	Robinson,Damian N K	12/2/2013	1	5	64,745.00	12,236.81	1.00	Reg	5 yrs		
FB0	2019	3000	3102	F	FIREFIGHTER EMT	Robinson,Emani A	1/14/2013	1	5	64,745.00	12,236.81	1.00	Reg	5 yrs		
FB0	2019	3000	3102	F	FIREFIGHTER EMT	Royster,Malik A	12/2/2013	1	5	64,745.00	12,236.81	1.00	Reg	5 yrs		
FB0	2019	3000	3102	F	FIREFIGHTER EMT	Rust,Dominque	10/9/2012	1	5	64,745.00	12,236.81	1.00	Reg	6 yrs		
FB0	2019	3000	3102	F	FIREFIGHTER EMT	Samuels,Shantice	1/14/2013	1	5	64,745.00	12,236.81	1.00	Reg	5 yrs		

FB0	2019	3000	3102	F	FIREFIGHTER EMT	Segears,Brandon	1/14/2013	1	5	64,745.00	12,236.81	1.00	Reg	5 yrs		
FB0	2019	3000	3102	F	FIREFIGHTER EMT	Shaw,Erica	1/14/2013	1	5	64,745.00	12,236.81	1.00	Reg	5 yrs		
FB0	2019	3000	3102	F	FIREFIGHTER EMT	Simmons,Naiya	11/7/2011	1	5	64,745.00	12,236.81	1.00	Reg	7 yrs		
FB0	2019	3000	3102	F	FIREFIGHTER EMT	Sirmons,James B	8/26/2013	1	5	64,745.00	12,236.81	1.00	Reg	5 yrs		
FB0	2019	3000	3102	F	FIREFIGHTER EMT	Thomas,Neil Anthony	12/2/2013	1	5	64,745.00	12,236.81	1.00	Reg	5 yrs		
FB0	2019	3000	3102	F	FIREFIGHTER EMT	Ticson,Brian	7/15/2013	1	5	64,745.00	12,236.81	1.00	Reg	5 yrs		
FB0	2019	3000	3102	F	FIREFIGHTER EMT	Wallace,Donnell	7/29/2013	1	5	64,745.00	12,236.81	1.00	Reg	5 yrs		
FB0	2019	3000	3102	F	FIREFIGHTER EMT	Williams,Jeremy	7/29/2013	1	5	64,745.00	12,236.81	1.00	Reg	5 yrs		
FB0	2019	3000	3102	F	FIREFIGHTER EMT	Williams,Robin	1/14/2013	1	5	64,745.00	12,236.81	1.00	Reg	5 yrs		
FB0	2019	3000	3102	F	FIREFIGHTER EMT	Wilson,Devaughn	1/14/2013	1	5	64,745.00	12,236.81	1.00	Reg	5 yrs		
FB0	2019	3000	3102	F	FIREFIGHTER EMT	Wulf,Ian Charles	7/29/2013	1	5	64,745.00	12,236.81	1.00	Reg	5 yrs		
FB0	2019	3000	3102	F	FIREFIGHTER EMT	Wyatt,Daniel	7/15/2013	1	5	64,745.00	12,236.81	1.00	Reg	5 yrs		
FB0	2019	3000	3102	F	FIREFIGHTER EMT	Anderson,John	10/9/2012	1	6	68,521.00	12,950.47	1.00	Reg	6 yrs		
FB0	2019	3000	3102	F	FIREFIGHTER EMT	Barnett,Daryle	10/9/2012	1	6	68,521.00	12,950.47	1.00	Reg	6 yrs		
FB0	2019	3000	3102	F	FIREFIGHTER EMT	Bost,Henry	10/24/2011	1	6	68,521.00	12,950.47	1.00	Reg	7 yrs		
FB0	2019	3000	3102	F	FIREFIGHTER EMT	Boyd,Anaje	10/24/2011	1	6	68,521.00	12,950.47	1.00	Reg	7 yrs		
FB0	2019	3000	3102	F	FIREFIGHTER EMT	Buie,Erik Adrian	10/9/2012	1	6	68,521.00	12,950.47	1.00	Reg	6 yrs		
FB0	2019	3000	3102	F	FIREFIGHTER EMT	Burkley,Milford Karin	10/24/2011	1	6	68,521.00	12,950.47	1.00	Reg	7 yrs		
FB0	2019	3000	3102	F	FIREFIGHTER EMT	Burnett,Tiffany	11/7/2011	1	6	68,521.00	12,950.47	1.00	Reg	7 yrs		
FB0	2019	3000	3102	F	FIREFIGHTER EMT	Burris,Tremain	10/9/2012	1	6	68,521.00	12,950.47	1.00	Reg	6 yrs		
FB0	2019	3000	3102	F	FIREFIGHTER EMT	Cato,Bell	11/7/2011	1	6	68,521.00	12,950.47	1.00	Reg	7 yrs		
FB0	2019	3000	3102	F	FIREFIGHTER EMT	Cooper,Shaquita	11/7/2011	1	6	67,177.00	12,696.45	1.00	Reg	7 yrs		
FB0	2019	3000	3102	F	FIREFIGHTER EMT	Dent,Theodore	10/9/2012	1	6	68,521.00	12,950.47	1.00	Reg	6 yrs		
FB0	2019	3000	3102	F	FIREFIGHTER EMT	Engle,Robert	10/9/2012	1	6	68,521.00	12,950.47	1.00	Reg	6 yrs		
FB0	2019	3000	3102	F	FIREFIGHTER EMT	Evans,Andrew	10/9/2012	1	6	68,521.00	12,950.47	1.00	Reg	6 yrs		
FB0	2019	3000	3102	F	FIREFIGHTER EMT	Evans,Howard	10/24/2011	1	6	68,521.00	12,950.47	1.00	Reg	7 yrs		
FB0	2019	3000	3102	F	FIREFIGHTER EMT	Foley,Robert	10/9/2012	1	6	68,521.00	12,950.47	1.00	Reg	6 yrs		
FB0	2019	3000	3102	F	FIREFIGHTER EMT	Gaiter,Tevin	10/24/2011	1	6	68,521.00	12,950.47	1.00	Reg	7 yrs		
FB0	2019	3000	3102	F	FIREFIGHTER EMT	Gant,Timothy A	10/9/2012	1	6	68,521.00	12,950.47	1.00	Reg	6 yrs		
FB0	2019	3000	3102	F	FIREFIGHTER EMT	Gill,Dexter	10/9/2012	1	6	68,521.00	12,950.47	1.00	Reg	6 yrs		
FB0	2019	3000	3102	F	FIREFIGHTER EMT	Gore,Dhameer	11/7/2011	1	6	68,521.00	12,950.47	1.00	Reg	7 yrs		
FB0	2019	3000	3102	F	FIREFIGHTER EMT	Grant,Brandon	10/9/2012	1	6	68,521.00	12,950.47	1.00	Reg	6 yrs		
FB0	2019	3000	3102	F	FIREFIGHTER EMT	Guala,Michael	10/9/2012	1	6	68,521.00	12,950.47	1.00	Reg	6 yrs		
FB0	2019	3000	3102	F	FIREFIGHTER EMT	Hamilton,Corey	10/9/2012	1	6	68,521.00	12,950.47	1.00	Reg	6 yrs		
FB0	2019	3000	3102	F	FIREFIGHTER EMT	Hasselberger,Chad	10/9/2012	1	6	68,521.00	12,950.47	1.00	Reg	6 yrs		
FB0	2019	3000	3102	F	FIREFIGHTER EMT	Herndon,Kiontea	10/24/2011	1	6	68,521.00	12,950.47	1.00	Reg	7 yrs		
FB0	2019	3000	3102	F	FIREFIGHTER EMT	Holley,Jarell	11/7/2011	1	6	68,521.00	12,950.47	1.00	Reg	7 yrs		
FB0	2019	3000	3102	F	FIREFIGHTER EMT	Hughes,Renarday	10/24/2011	1	6	68,521.00	12,950.47	1.00	Reg	7 yrs		
FB0	2019	3000	3102	F	FIREFIGHTER EMT	Javid,Shane	10/9/2012	1	6	68,521.00	12,950.47	1.00	Reg	6 yrs		
FB0	2019	3000	3102	F	FIREFIGHTER EMT	Kelly,Timothy JP	1/12/2015	1	6	68,521.00	12,950.47	1.00	Reg	3 yrs		
FB0	2019	3000	3102	F	FIREFIGHTER EMT	Keys,D'Ante	11/7/2011	1	6	67,177.00	12,696.45	1.00	Reg	7 yrs		
FB0	2019	3000	3102	F	FIREFIGHTER EMT	May,Steven	10/9/2012	1	6	68,521.00	12,950.47	1.00	Reg	6 yrs		
FB0	2019	3000	3102	F	FIREFIGHTER EMT	Mayhew,William	10/9/2012	1	6	68,521.00	12,950.47	1.00	Reg	6 yrs		
FB0	2019	3000	3102	F	FIREFIGHTER EMT	Mckinney,Deyon	10/9/2012	1	6	68,521.00	12,950.47	1.00	Reg	6 yrs		
FB0	2019	3000	3102	F	FIREFIGHTER EMT	Miedzinski,Joseph	10/9/2012	1	6	68,521.00	12,950.47	1.00	Reg	6 yrs		
FB0	2019	3000	3102	F	FIREFIGHTER EMT	Mills,Tarik	11/7/2011	1	6	68,521.00	12,950.47	1.00	Reg	7 yrs		
FB0	2019	3000	3102	F	FIREFIGHTER EMT	Mobley,Theodore	10/24/2011	1	6	68,521.00	12,950.47	1.00	Reg	7 yrs		
FB0	2019	3000	3102	F	FIREFIGHTER EMT	Nelson,Delonte	10/9/2012	1	6	68,521.00	12,950.47	1.00	Reg	6 yrs		
FB0	2019	3000	3102	F	FIREFIGHTER EMT	Quick Jr.,Darryl Anthony	10/12/2010	1	6	68,521.00	12,950.47	1.00	Reg	8 yrs		
FB0	2019	3000	3102	F	FIREFIGHTER EMT	Settle,Jaquan	11/7/2011	1	6	68,521.00	12,950.47	1.00	Reg	7 yrs		
FB0	2019	3000	3102	F	FIREFIGHTER EMT	Stevenson,Michael	10/9/2012	1	6	68,521.00	12,950.47	1.00	Reg	6 yrs		
FB0	2019	3000	3102	F	FIREFIGHTER EMT	Tate,Jonathan	10/9/2012	1	6	68,521.00	12,950.47	1.00	Reg	6 yrs		
FB0	2019	3000	3102	F	FIREFIGHTER EMT	Thomas,Anthony	10/9/2012	1	6	68,521.00	12,950.47	1.00	Reg	6 yrs		

FB0	2019	3000	3102	F	FIREFIGHTER EMT	Thomas,Takeva	10/9/2012	1	6	68,521.00	12,950.47	1.00	Reg	6 yrs		
FB0	2019	3000	3102	F	FIREFIGHTER EMT	Thompson,David	10/9/2012	1	6	68,521.00	12,950.47	1.00	Reg	6 yrs		
FB0	2019	3000	3102	F	FIREFIGHTER EMT	Thompson,Ryan	10/24/2011	1	6	68,521.00	12,950.47	1.00	Reg	7 yrs		
FB0	2019	3000	3102	F	FIREFIGHTER EMT	Toland,Dureyea	10/9/2012	1	6	68,521.00	12,950.47	1.00	Reg	6 yrs		
FB0	2019	3000	3102	F	FIREFIGHTER EMT	Waby,William	10/9/2012	1	6	68,521.00	12,950.47	1.00	Reg	6 yrs		
FB0	2019	3000	3102	F	FIREFIGHTER EMT	White,Andrew	11/7/2011	1	6	68,521.00	12,950.47	1.00	Reg	7 yrs		
FB0	2019	3000	3102	F	FIREFIGHTER EMT	Wimbush,Mathew W.	2/23/2015	1	6	68,521.00	12,950.47	1.00	Reg	3 yrs		
FB0	2019	3000	3102	F	FIREFIGHTER EMT	Woods,Jamal Kawan	10/12/2010	1	6	68,521.00	12,950.47	1.00	Reg	8 yrs		
FB0	2019	3000	3102	F	FIREFIGHTER EMT	Bernard,Daniel M	4/27/2009	1	7	72,297.00	13,664.13	1.00	Reg	9 yrs		
FB0	2019	3000	3102	F	FIREFIGHTER EMT	Boone,Shavon R	10/12/2010	1	7	72,297.00	13,664.13	1.00	Reg	8 yrs		
FB0	2019	3000	3102	F	FIREFIGHTER EMT	Burns,Andre	10/12/2010	1	7	72,297.00	13,664.13	1.00	Reg	8 yrs		
FB0	2019	3000	3102	F	FIREFIGHTER EMT	Clark,Brian E	4/26/2009	1	7	72,297.00	13,664.13	1.00	Reg	9 yrs		
FB0	2019	3000	3102	F	FIREFIGHTER EMT	Clark,Zachary T	4/27/2009	1	7	72,297.00	13,664.13	1.00	Reg	9 yrs		
FB0	2019	3000	3102	F	FIREFIGHTER EMT	Coll,Philip J	10/12/2010	1	7	72,297.00	13,664.13	1.00	Reg	8 yrs		
FB0	2019	3000	3102	F	FIREFIGHTER EMT	Cooper,David C	4/27/2009	1	7	72,297.00	13,664.13	1.00	Reg	9 yrs		
FB0	2019	3000	3102	F	FIREFIGHTER EMT	Fannin,Kyle D	10/12/2010	1	7	72,297.00	13,664.13	1.00	Reg	8 yrs		
FB0	2019	3000	3102	F	FIREFIGHTER EMT	Flores,Julio M	10/12/2010	1	7	72,297.00	13,664.13	1.00	Reg	8 yrs		
FB0	2019	3000	3102	F	FIREFIGHTER EMT	Forquer,Brian Joseph	10/12/2010	1	7	72,297.00	13,664.13	1.00	Reg	8 yrs		
FB0	2019	3000	3102	F	FIREFIGHTER EMT	Gale,Tyrone M	8/25/2003	1	7	75,912.00	14,347.37	1.00	Reg	15 yrs		
FB0	2019	3000	3102	F	FIREFIGHTER EMT	Gardner,Travaughn W	4/27/2009	1	7	72,297.00	13,664.13	1.00	Reg	9 yrs		
FB0	2019	3000	3102	F	FIREFIGHTER EMT	Gregory,Daniel H	10/12/2010	1	7	72,297.00	13,664.13	1.00	Reg	8 yrs		
FB0	2019	3000	3102	F	FIREFIGHTER EMT	Griffith,Olani H	10/12/2010	1	7	72,297.00	13,664.13	1.00	Reg	8 yrs		
FB0	2019	3000	3102	F	FIREFIGHTER EMT	Gryskewicz,James A	4/27/2009	1	7	72,297.00	13,664.13	1.00	Reg	9 yrs		
FB0	2019	3000	3102	F	FIREFIGHTER EMT	Hasan,Selchuk K	4/27/2009	1	7	72,297.00	13,664.13	1.00	Reg	9 yrs		
FB0	2019	3000	3102	F	FIREFIGHTER EMT	Hegedus,Andrew J	4/27/2009	1	7	72,297.00	13,664.13	1.00	Reg	9 yrs		
FB0	2019	3000	3102	F	FIREFIGHTER EMT	Henderson,Donta T	10/12/2010	1	7	72,297.00	13,664.13	1.00	Reg	8 yrs		
FB0	2019	3000	3102	F	FIREFIGHTER EMT	Hinde,Christopher A	10/12/2010	1	7	72,297.00	13,664.13	1.00	Reg	8 yrs		
FB0	2019	3000	3102	F	FIREFIGHTER EMT	Hobson,Maurice	4/27/2009	1	7	72,297.00	13,664.13	1.00	Reg	9 yrs		
FB0	2019	3000	3102	F	FIREFIGHTER EMT	Johnson,Joseph B	4/27/2009	1	7	72,297.00	13,664.13	1.00	Reg	9 yrs		
FB0	2019	3000	3102	F	FIREFIGHTER EMT	Johnson,Ricardo Andre	10/12/2010	1	7	72,297.00	13,664.13	1.00	Reg	8 yrs		
FB0	2019	3000	3102	F	FIREFIGHTER EMT	Midkiff,Raleigh	10/12/2010	1	7	72,297.00	13,664.13	1.00	Reg	8 yrs		
FB0	2019	3000	3102	F	FIREFIGHTER EMT	Otte,Kenneth August	10/12/2010	1	7	72,297.00	13,664.13	1.00	Reg	8 yrs		
FB0	2019	3000	3102	F	FIREFIGHTER EMT	Pitts Jr.,Vance L	7/26/1993	1	7	83,142.00	15,713.84	1.00	Reg	25 yrs		
FB0	2019	3000	3102	F	FIREFIGHTER EMT	Pollard,Deonte Marquette	10/12/2010	1	7	72,297.00	13,664.13	1.00	Reg	8 yrs		
FB0	2019	3000	3102	F	FIREFIGHTER EMT	Rhodes Jr.,Charles T	4/27/2009	1	7	72,297.00	13,664.13	1.00	Reg	9 yrs		
FB0	2019	3000	3102	F	FIREFIGHTER EMT	Rust,Nicole R	2/10/2003	1	7	75,912.00	14,347.37	1.00	Reg	15 yrs		
FB0	2019	3000	3102	F	FIREFIGHTER EMT	Schuler,Thomas M	10/12/2010	1	7	72,297.00	13,664.13	1.00	Reg	8 yrs		
FB0	2019	3000	3102	F	FIREFIGHTER EMT	Seltzer,Troy A	4/27/2009	1	7	72,297.00	13,664.13	1.00	Reg	9 yrs		
FB0	2019	3000	3102	F	FIREFIGHTER EMT	Shaw,Devin F	10/12/2010	1	7	72,297.00	13,664.13	1.00	Reg	8 yrs		
FB0	2019	3000	3102	F	FIREFIGHTER EMT	Smith,Tameka L	10/12/2010	1	7	72,297.00	13,664.13	1.00	Reg	8 yrs		
FB0	2019	3000	3102	F	FIREFIGHTER EMT	Stanton,Michael J	10/12/2010	1	7	72,297.00	13,664.13	1.00	Reg	8 yrs		
FB0	2019	3000	3102	F	FIREFIGHTER EMT	Staton,Jaquante R.	2/2/2009	1	7	72,297.00	13,664.13	1.00	Reg	9 yrs		
FB0	2019	3000	3102	F	FIREFIGHTER EMT	Stewart Jr.,Michael T	10/12/2010	1	7	72,297.00	13,664.13	1.00	Reg	8 yrs		
FB0	2019	3000	3102	F	FIREFIGHTER EMT	Stewart,James E	4/27/2009	1	7	72,297.00	13,664.13	1.00	Reg	9 yrs		
FB0	2019	3000	3102	F	FIREFIGHTER EMT	Stonestreet,Daniel J	10/12/2010	1	7	72,297.00	13,664.13	1.00	Reg	8 yrs		
FB0	2019	3000	3102	F	FIREFIGHTER EMT	Tommasini,Anthony J	4/27/2009	1	7	72,297.00	13,664.13	1.00	Reg	9 yrs		
FB0	2019	3000	3102	F	FIREFIGHTER EMT	Vella,Anthony	4/27/2009	1	7	72,297.00	13,664.13	1.00	Reg	9 yrs		
FB0	2019	3000	3102	F	FIREFIGHTER EMT	Wallace,Yusef A	10/12/2010	1	7	72,297.00	13,664.13	1.00	Reg	8 yrs		
FB0	2019	3000	3102	F	FIREFIGHTER EMT	Wright,Kecia A.	6/4/2001	1	7	75,912.00	14,347.37	1.00	Reg	17 yrs		
FB0	2019	3000	3102	F	FIREFIGHTER EMT	Adams,Michael	4/2/2007	1	8	76,071.00	14,377.42	1.00	Reg	11 yrs		
FB0	2019	3000	3102	F	FIREFIGHTER EMT	Adams,Patrick Kyle	10/30/2006	1	8	76,071.00	14,377.42	1.00	Reg	12 yrs		
FB0	2019	3000	3102	F	FIREFIGHTER EMT	Barnes,Courtney R	4/30/2007	1	8	76,071.00	14,377.42	1.00	Reg	11 yrs		
FB0	2019	3000	3102	F	FIREFIGHTER EMT	Barnes,Enrique	4/2/2007	1	8	76,071.00	14,377.42	1.00	Reg	11 yrs		

FB0	2019	3000	3102	F	FIREFIGHTER EMT	Basti,Matthew D	1/7/2008	1	8	76,071.00	14,377.42	1.00	Reg	10 yrs		
FB0	2019	3000	3102	F	FIREFIGHTER EMT	Beach,Jeff A	10/29/2007	1	8	76,071.00	14,377.42	1.00	Reg	11 yrs		
FB0	2019	3000	3102	F	FIREFIGHTER EMT	Bekure,Messay N	1/7/2008	1	8	76,071.00	14,377.42	1.00	Reg	10 yrs		
FB0	2019	3000	3102	F	FIREFIGHTER EMT	Bell,Jason E	9/17/2007	1	8	76,071.00	14,377.42	1.00	Reg	11 yrs		
FB0	2019	3000	3102	F	FIREFIGHTER EMT	Best,James E.	4/17/2007	1	8	76,071.00	14,377.42	1.00	Reg	11 yrs		
FB0	2019	3000	3102	F	FIREFIGHTER EMT	Braxton,Glen J	4/17/2007	1	8	76,071.00	14,377.42	1.00	Reg	11 yrs		
FB0	2019	3000	3102	F	FIREFIGHTER EMT	Brooks,Norman	4/2/2007	1	8	76,071.00	14,377.42	1.00	Reg	11 yrs		
FB0	2019	3000	3102	F	FIREFIGHTER EMT	Brown,Raymond Lamont	7/23/2007	1	8	76,071.00	14,377.42	1.00	Reg	11 yrs		
FB0	2019	3000	3102	F	FIREFIGHTER EMT	Brown,Shanetra L.	7/23/2007	1	8	76,071.00	14,377.42	1.00	Reg	11 yrs		
FB0	2019	3000	3102	F	FIREFIGHTER EMT	Buffington,Andrew J	1/7/2008	1	8	76,071.00	14,377.42	1.00	Reg	10 yrs		
FB0	2019	3000	3102	F	FIREFIGHTER EMT	Bunn,Rodney	7/23/2007	1	8	76,071.00	14,377.42	1.00	Reg	11 yrs		
FB0	2019	3000	3102	F	FIREFIGHTER EMT	Campbell Jr.,Cornelius	9/15/2008	1	8	76,071.00	14,377.42	1.00	Reg	10 yrs		
FB0	2019	3000	3102	F	FIREFIGHTER EMT	Capps,Timothy M	3/17/2008	1	8	76,071.00	14,377.42	1.00	Reg	10 yrs		
FB0	2019	3000	3102	F	FIREFIGHTER EMT	Cave,Joshua S.B	10/29/2007	1	8	76,071.00	14,377.42	1.00	Reg	11 yrs		
FB0	2019	3000	3102	F	FIREFIGHTER EMT	Chapman,James J.	4/17/2007	1	8	76,071.00	14,377.42	1.00	Reg	11 yrs		
FB0	2019	3000	3102	F	FIREFIGHTER EMT	Chichester,Arthur M.	9/15/2008	1	8	76,071.00	14,377.42	1.00	Reg	10 yrs		
FB0	2019	3000	3102	F	FIREFIGHTER EMT	Clary,Joseph F	9/17/2007	1	8	76,071.00	14,377.42	1.00	Reg	11 yrs		
FB0	2019	3000	3102	F	FIREFIGHTER EMT	Clement,Bryan Arthur	4/2/2007	1	8	76,071.00	14,377.42	1.00	Reg	11 yrs		
FB0	2019	3000	3102	F	FIREFIGHTER EMT	COHEY III,ALLEN H	7/23/2007	1	8	76,071.00	14,377.42	1.00	Reg	11 yrs		
FB0	2019	3000	3102	F	FIREFIGHTER EMT	Crouse,Kelly F	10/29/2007	1	8	76,071.00	14,377.42	1.00	Reg	11 yrs		
FB0	2019	3000	3102	F	FIREFIGHTER EMT	Curry Jr.,John W.	4/2/2007	1	8	76,071.00	14,377.42	1.00	Reg	11 yrs		
FB0	2019	3000	3102	F	FIREFIGHTER EMT	Davies,Amanda M	10/30/2006	1	8	76,071.00	14,377.42	1.00	Reg	12 yrs		
FB0	2019	3000	3102	F	FIREFIGHTER EMT	Dean,David Michael	10/30/2006	1	8	76,071.00	14,377.42	1.00	Reg	12 yrs		
FB0	2019	3000	3102	F	FIREFIGHTER EMT	Deavers,Timothy W	1/7/2008	1	8	76,071.00	14,377.42	1.00	Reg	10 yrs		
FB0	2019	3000	3102	F	FIREFIGHTER EMT	Demaree,Nathan A.	9/15/2008	1	8	76,071.00	14,377.42	1.00	Reg	10 yrs		
FB0	2019	3000	3102	F	FIREFIGHTER EMT	Denmark Jr.,Alan L.	4/17/2007	1	8	76,071.00	14,377.42	1.00	Reg	11 yrs		
FB0	2019	3000	3102	F	FIREFIGHTER EMT	Dennis,Kevin J	1/7/2008	1	8	76,071.00	14,377.42	1.00	Reg	10 yrs		
FB0	2019	3000	3102	F	FIREFIGHTER EMT	Dinkins Jr.,Johnny	4/17/2007	1	8	76,071.00	14,377.42	1.00	Reg	11 yrs		
FB0	2019	3000	3102	F	FIREFIGHTER EMT	Donnelly,David R	9/17/2007	1	8	76,071.00	14,377.42	1.00	Reg	11 yrs		
FB0	2019	3000	3102	F	FIREFIGHTER EMT	Donnelly,Douglas P.	1/10/2005	1	8	76,071.00	14,377.42	1.00	Reg	13 yrs		
FB0	2019	3000	3102	F	FIREFIGHTER EMT	Douglas,Christopher A	9/17/2007	1	8	76,071.00	14,377.42	1.00	Reg	11 yrs		
FB0	2019	3000	3102	F	FIREFIGHTER EMT	Ellis II,Arlester A	9/17/2007	1	8	76,071.00	14,377.42	1.00	Reg	11 yrs		
FB0	2019	3000	3102	F	FIREFIGHTER EMT	Finelli,Christopher M.	7/23/2007	1	8	76,071.00	14,377.42	1.00	Reg	11 yrs		
FB0	2019	3000	3102	F	FIREFIGHTER EMT	Fitzgerald,Alexander R	7/23/2007	1	8	76,071.00	14,377.42	1.00	Reg	11 yrs		
FB0	2019	3000	3102	F	FIREFIGHTER EMT	Fitzgerald,James Joseph	1/8/2007	1	8	76,071.00	14,377.42	1.00	Reg	11 yrs		
FB0	2019	3000	3102	F	FIREFIGHTER EMT	Flores,Ismael A	12/11/2006	1	8	76,071.00	14,377.42	1.00	Reg	12 yrs		
FB0	2019	3000	3102	F	FIREFIGHTER EMT	Fouch,Delonte	4/17/2007	1	8	76,071.00	14,377.42	1.00	Reg	11 yrs		
FB0	2019	3000	3102	F	FIREFIGHTER EMT	Gaddis,Bernard E.	9/15/2008	1	8	76,071.00	14,377.42	1.00	Reg	10 yrs		
FB0	2019	3000	3102	F	FIREFIGHTER EMT	Gaetano,Kenneth B	10/30/2006	1	8	76,071.00	14,377.42	1.00	Reg	12 yrs		
FB0	2019	3000	3102	F	FIREFIGHTER EMT	George,Duane C	10/28/2007	1	8	76,071.00	14,377.42	1.00	Reg	11 yrs		
FB0	2019	3000	3102	F	FIREFIGHTER EMT	Gibson,Dermain C	4/3/2006	1	8	76,071.00	14,377.42	1.00	Reg	12 yrs		
FB0	2019	3000	3102	F	FIREFIGHTER EMT	Gillis,Floyd E.	1/7/2008	1	8	76,071.00	14,377.42	1.00	Reg	10 yrs		
FB0	2019	3000	3102	F	FIREFIGHTER EMT	Gladden,Harold M	8/20/2007	1	8	76,071.00	14,377.42	1.00	Reg	11 yrs		
FB0	2019	3000	3102	F	FIREFIGHTER EMT	Goode,Brian D	3/17/2008	1	8	76,071.00	14,377.42	1.00	Reg	10 yrs		
FB0	2019	3000	3102	F	FIREFIGHTER EMT	Grenke,Rodney W.	10/29/2007	1	8	76,071.00	14,377.42	1.00	Reg	11 yrs		
FB0	2019	3000	3102	F	FIREFIGHTER EMT	Hatcher,Nathan A	7/23/2007	1	8	76,071.00	14,377.42	1.00	Reg	11 yrs		
FB0	2019	3000	3102	F	FIREFIGHTER EMT	Heinrich,David M.	1/7/2008	1	8	76,071.00	14,377.42	1.00	Reg	10 yrs		
FB0	2019	3000	3102	F	FIREFIGHTER EMT	Helwig,Russell S.	9/17/2007	1	8	76,071.00	14,377.42	1.00	Reg	11 yrs		
FB0	2019	3000	3102	F	FIREFIGHTER EMT	Henry,Christopher P	10/29/2007	1	8	76,071.00	14,377.42	1.00	Reg	11 yrs		
FB0	2019	3000	3102	F	FIREFIGHTER EMT	HILBERT,ANDREW R	7/23/2007	1	8	76,071.00	14,377.42	1.00	Reg	11 yrs		
FB0	2019	3000	3102	F	FIREFIGHTER EMT	Hill,Augustus H	9/15/2008	1	8	76,071.00	14,377.42	1.00	Reg	10 yrs		
FB0	2019	3000	3102	F	FIREFIGHTER EMT	HILLIARD,CHRISTIAN A	7/23/2007	1	8	76,071.00	14,377.42	1.00	Reg	11 yrs		
FB0	2019	3000	3102	F	FIREFIGHTER EMT	Hines,Antwon H.	9/15/2008	1	8	76,071.00	14,377.42	1.00	Reg	10 yrs		

FB0	2019	3000	3102	F	FIREFIGHTER EMT	Howard,Christopher M	8/20/2007	1	8	76,071.00	14,377.42	1.00	Reg	11 yrs		
FB0	2019	3000	3102	F	FIREFIGHTER EMT	Hunnicutt,Vincent H.	9/15/2008	1	8	76,071.00	14,377.42	1.00	Reg	10 yrs		
FB0	2019	3000	3102	F	FIREFIGHTER EMT	Jeffcoat,Jeremiah A	10/29/2007	1	8	76,071.00	14,377.42	1.00	Reg	11 yrs		
FB0	2019	3000	3102	F	FIREFIGHTER EMT	Jeffery,Keyonna Denise	4/17/2007	1	8	76,071.00	14,377.42	1.00	Reg	11 yrs		
FB0	2019	3000	3102	F	FIREFIGHTER EMT	Jenkins,David E.	9/17/2007	1	8	76,071.00	14,377.42	1.00	Reg	11 yrs		
FB0	2019	3000	3102	F	FIREFIGHTER EMT	Johnson,Aaron D	7/23/2007	1	8	76,071.00	14,377.42	1.00	Reg	11 yrs		
FB0	2019	3000	3102	F	FIREFIGHTER EMT	Johnson,Ashley Maurice	4/30/2007	1	8	76,071.00	14,377.42	1.00	Reg	11 yrs		
FB0	2019	3000	3102	F	FIREFIGHTER EMT	Johnson,Michael P.	9/15/2008	1	8	76,071.00	14,377.42	1.00	Reg	10 yrs		
FB0	2019	3000	3102	F	FIREFIGHTER EMT	Jones,Julian B.	9/15/2008	1	8	76,071.00	14,377.42	1.00	Reg	10 yrs		
FB0	2019	3000	3102	F	FIREFIGHTER EMT	Jones,Ryan S	9/17/2007	1	8	76,071.00	14,377.42	1.00	Reg	11 yrs		
FB0	2019	3000	3102	F	FIREFIGHTER EMT	Keller,Joey R	7/23/2007	1	8	76,071.00	14,377.42	1.00	Reg	11 yrs		
FB0	2019	3000	3102	F	FIREFIGHTER EMT	Kennedy,Theodore J	10/29/2007	1	8	76,071.00	14,377.42	1.00	Reg	11 yrs		
FB0	2019	3000	3102	F	FIREFIGHTER EMT	Kephart,Ryan C.	4/2/2007	1	8	76,071.00	14,377.42	1.00	Reg	11 yrs		
FB0	2019	3000	3102	F	FIREFIGHTER EMT	Kiatta Jr.,Gregory A	8/20/2007	1	8	76,071.00	14,377.42	1.00	Reg	11 yrs		
FB0	2019	3000	3102	F	FIREFIGHTER EMT	Kittrell,Darren V.	4/17/2007	1	8	76,071.00	14,377.42	1.00	Reg	11 yrs		
FB0	2019	3000	3102	F	FIREFIGHTER EMT	Krauss,Dustin K.	3/17/2008	1	8	76,071.00	14,377.42	1.00	Reg	10 yrs		
FB0	2019	3000	3102	F	FIREFIGHTER EMT	Kueppers,Matthew D.	8/20/2007	1	8	72,448.57	13,692.78	1.00	Reg	11 yrs		
FB0	2019	3000	3102	F	FIREFIGHTER EMT	Lee,Cyprian O	7/23/2007	1	8	72,448.57	13,692.78	1.00	Reg	11 yrs		
FB0	2019	3000	3102	F	FIREFIGHTER EMT	Lescure,John L	10/29/2007	1	8	76,071.00	14,377.42	1.00	Reg	11 yrs		
FB0	2019	3000	3102	F	FIREFIGHTER EMT	Lockett,Gerell	10/29/2007	1	8	76,071.00	14,377.42	1.00	Reg	11 yrs		
FB0	2019	3000	3102	F	FIREFIGHTER EMT	Lord,Joshua R	8/20/2007	1	8	76,071.00	14,377.42	1.00	Reg	11 yrs		
FB0	2019	3000	3102	F	FIREFIGHTER EMT	Love,Antonio T	3/17/2008	1	8	76,071.00	14,377.42	1.00	Reg	10 yrs		
FB0	2019	3000	3102	F	FIREFIGHTER EMT	Lusby,Jason R	7/23/2007	1	8	76,071.00	14,377.42	1.00	Reg	11 yrs		
FB0	2019	3000	3102	F	FIREFIGHTER EMT	Mackall,Andre D	4/17/2007	1	8	76,071.00	14,377.42	1.00	Reg	11 yrs		
FB0	2019	3000	3102	F	FIREFIGHTER EMT	Mason,Tikeeia I	4/30/2007	1	8	74,579.00	14,095.43	1.00	Reg	11 yrs		
FB0	2019	3000	3102	F	FIREFIGHTER EMT	Mathias,Jeffrey A.	8/20/2007	1	8	76,071.00	14,377.42	1.00	Reg	11 yrs		
FB0	2019	3000	3102	F	FIREFIGHTER EMT	Matthews,Vickter M	4/30/2007	1	8	76,071.00	14,377.42	1.00	Reg	11 yrs		
FB0	2019	3000	3102	F	FIREFIGHTER EMT	May Jr.,Reginald E	4/3/2006	1	8	76,071.00	14,377.42	1.00	Reg	12 yrs		
FB0	2019	3000	3102	F	FIREFIGHTER EMT	McKnight,Clemente J	4/3/2006	1	8	76,071.00	14,377.42	1.00	Reg	12 yrs		
FB0	2019	3000	3102	F	FIREFIGHTER EMT	Meckley,William J.	4/2/2007	1	8	76,071.00	14,377.42	1.00	Reg	11 yrs		
FB0	2019	3000	3102	F	FIREFIGHTER EMT	MENDES,DEMARCO	7/23/2007	1	8	76,071.00	14,377.42	1.00	Reg	11 yrs		
FB0	2019	3000	3102	F	FIREFIGHTER EMT	Moening,Nicholas D	1/7/2008	1	8	76,071.00	14,377.42	1.00	Reg	10 yrs		
FB0	2019	3000	3102	F	FIREFIGHTER EMT	Myers,Robert Allen	1/8/2007	1	8	76,071.00	14,377.42	1.00	Reg	11 yrs		
FB0	2019	3000	3102	F	FIREFIGHTER EMT	Negley,Jason K.	3/17/2008	1	8	76,071.00	14,377.42	1.00	Reg	10 yrs		
FB0	2019	3000	3102	F	FIREFIGHTER EMT	Nero Sr.,Rashid A	9/17/2007	1	8	76,071.00	14,377.42	1.00	Reg	11 yrs		
FB0	2019	3000	3102	F	FIREFIGHTER EMT	Nicks,Gerald O	4/17/2007	1	8	76,071.00	14,377.42	1.00	Reg	11 yrs		
FB0	2019	3000	3102	F	FIREFIGHTER EMT	Norris,Eric J	9/17/2007	1	8	76,071.00	14,377.42	1.00	Reg	11 yrs		
FB0	2019	3000	3102	F	FIREFIGHTER EMT	Nowlin,Ron O.	9/15/2008	1	8	76,071.00	14,377.42	1.00	Reg	10 yrs		
FB0	2019	3000	3102	F	FIREFIGHTER EMT	O'Neil,Michael J	3/17/2008	1	8	76,071.00	14,377.42	1.00	Reg	10 yrs		
FB0	2019	3000	3102	F	FIREFIGHTER EMT	Ordile,K. Gregory	3/17/2008	1	8	76,071.00	14,377.42	1.00	Reg	10 yrs		
FB0	2019	3000	3102	F	FIREFIGHTER EMT	Owen,Matthew T	7/23/2007	1	8	76,071.00	14,377.42	1.00	Reg	11 yrs		
FB0	2019	3000	3102	F	FIREFIGHTER EMT	Page,Brian M	7/23/2007	1	8	76,071.00	14,377.42	1.00	Reg	11 yrs		
FB0	2019	3000	3102	F	FIREFIGHTER EMT	PALMER,JUSTIN L.	8/20/2007	1	8	76,071.00	14,377.42	1.00	Reg	11 yrs		
FB0	2019	3000	3102	F	FIREFIGHTER EMT	Parrish,Laurie C	7/23/2007	1	8	76,071.00	14,377.42	1.00	Reg	11 yrs		
FB0	2019	3000	3102	F	FIREFIGHTER EMT	Peterson,Paul M.	9/17/2007	1	8	76,071.00	14,377.42	1.00	Reg	11 yrs		
FB0	2019	3000	3102	F	FIREFIGHTER EMT	Pettis,Tekola A	7/23/2007	1	8	76,071.00	14,377.42	1.00	Reg	11 yrs		
FB0	2019	3000	3102	F	FIREFIGHTER EMT	Quintanilla,Japheth Melvin C	4/17/2007	1	8	76,071.00	14,377.42	1.00	Reg	11 yrs		
FB0	2019	3000	3102	F	FIREFIGHTER EMT	Ringgold,Joshua	1/7/2008	1	8	76,071.00	14,377.42	1.00	Reg	10 yrs		
FB0	2019	3000	3102	F	FIREFIGHTER EMT	Roberts Jr.,Robert Owen	1/8/2007	1	8	76,071.00	14,377.42	1.00	Reg	11 yrs		
FB0	2019	3000	3102	F	FIREFIGHTER EMT	Roberts,Krystal D	6/14/2004	1	8	76,071.00	14,377.42	1.00	Reg	14 yrs		
FB0	2019	3000	3102	F	FIREFIGHTER EMT	Robinson,Eboni L	10/29/2007	1	8	76,071.00	14,377.42	1.00	Reg	11 yrs		
FB0	2019	3000	3102	F	FIREFIGHTER EMT	Rose,William S.	9/15/2008	1	8	76,071.00	14,377.42	1.00	Reg	10 yrs		
FB0	2019	3000	3102	F	FIREFIGHTER EMT	Scaife,Sade A	9/17/2007	1	8	76,071.00	14,377.42	1.00	Reg	11 yrs		

FB0	2019	3000	3102	F	FIREFIGHTER EMT	Schaefer,Katherine Fuertes	7/15/2013	1	8	79,875.00	15,096.38	1.00	Reg	5 yrs		
FB0	2019	3000	3102	F	FIREFIGHTER EMT	Schenemann,Troy	4/30/2007	1	8	76,071.00	14,377.42	1.00	Reg	11 yrs		
FB0	2019	3000	3102	F	FIREFIGHTER EMT	Schrader,Joshua P	9/15/2008	1	8	76,071.00	14,377.42	1.00	Reg	10 yrs		
FB0	2019	3000	3102	F	FIREFIGHTER EMT	Scott,Matthew W	7/23/2007	1	8	76,071.00	14,377.42	1.00	Reg	11 yrs		
FB0	2019	3000	3102	F	FIREFIGHTER EMT	Seavey Jr.,James P.	9/15/2008	1	8	76,071.00	14,377.42	1.00	Reg	10 yrs		
FB0	2019	3000	3102	F	FIREFIGHTER EMT	Simmons,Michael G.	9/17/2007	1	8	76,071.00	14,377.42	1.00	Reg	11 yrs		
FB0	2019	3000	3102	F	FIREFIGHTER EMT	Smith,Eric R	1/7/2008	1	8	76,071.00	14,377.42	1.00	Reg	10 yrs		
FB0	2019	3000	3102	F	FIREFIGHTER EMT	Spencer,Delano W	10/29/2007	1	8	76,071.00	14,377.42	1.00	Reg	11 yrs		
FB0	2019	3000	3102	F	FIREFIGHTER EMT	Steinhardt,Michael J.	8/20/2007	1	8	76,071.00	14,377.42	1.00	Reg	11 yrs		
FB0	2019	3000	3102	F	FIREFIGHTER EMT	Swenson,Patrick M	4/2/2007	1	8	76,071.00	14,377.42	1.00	Reg	11 yrs		
FB0	2019	3000	3102	F	FIREFIGHTER EMT	Tatum II,Idaryon R	8/20/2007	1	8	76,071.00	14,377.42	1.00	Reg	11 yrs		
FB0	2019	3000	3102	F	FIREFIGHTER EMT	Taylor,Reginal L	5/3/2004	1	8	76,071.00	14,377.42	1.00	Reg	14 yrs		
FB0	2019	3000	3102	F	FIREFIGHTER EMT	Taylor,Tracee Y	9/22/2003	1	8	76,071.00	14,377.42	1.00	Reg	15 yrs		
FB0	2019	3000	3102	F	FIREFIGHTER EMT	Thompson Jr.,Gregory	10/29/2007	1	8	76,071.00	14,377.42	1.00	Reg	11 yrs		
FB0	2019	3000	3102	F	FIREFIGHTER EMT	Thompson,John Christopher	1/8/2007	1	8	76,071.00	14,377.42	1.00	Reg	11 yrs		
FB0	2019	3000	3102	F	FIREFIGHTER EMT	Thompson,William C.	9/17/2007	1	8	76,071.00	14,377.42	1.00	Reg	11 yrs		
FB0	2019	3000	3102	F	FIREFIGHTER EMT	Tyner Jr.,Reginald H	4/17/2007	1	8	76,071.00	14,377.42	1.00	Reg	11 yrs		
FB0	2019	3000	3102	F	FIREFIGHTER EMT	Vitielliss,Dustin A	1/7/2008	1	8	76,071.00	14,377.42	1.00	Reg	10 yrs		
FB0	2019	3000	3102	F	FIREFIGHTER EMT	Vogt,Jason Eduard	1/8/2007	1	8	76,071.00	14,377.42	1.00	Reg	11 yrs		
FB0	2019	3000	3102	F	FIREFIGHTER EMT	Voigt,Jeremiah C.	7/23/2007	1	8	76,071.00	14,377.42	1.00	Reg	11 yrs		
FB0	2019	3000	3102	F	FIREFIGHTER EMT	Warren III,Granison M.	4/17/2007	1	8	76,071.00	14,377.42	1.00	Reg	11 yrs		
FB0	2019	3000	3102	F	FIREFIGHTER EMT	Washington Jr.,Wayne D.	10/29/2007	1	8	76,071.00	14,377.42	1.00	Reg	11 yrs		
FB0	2019	3000	3102	F	FIREFIGHTER EMT	Washington,Patrick	7/23/2007	1	8	76,071.00	14,377.42	1.00	Reg	11 yrs		
FB0	2019	3000	3102	F	FIREFIGHTER EMT	Watson II,William L.	10/29/2007	1	8	76,071.00	14,377.42	1.00	Reg	11 yrs		
FB0	2019	3000	3102	F	FIREFIGHTER EMT	Welch,Rian J.	4/2/2007	1	8	76,071.00	14,377.42	1.00	Reg	11 yrs		
FB0	2019	3000	3102	F	FIREFIGHTER EMT	Whistleman,Jacob O.	10/29/2007	1	8	76,071.00	14,377.42	1.00	Reg	11 yrs		
FB0	2019	3000	3102	F	FIREFIGHTER EMT	White,Adrienne N	4/17/2007	1	8	76,071.00	14,377.42	1.00	Reg	11 yrs		
FB0	2019	3000	3102	F	FIREFIGHTER EMT	White,David A.	10/29/2007	1	8	76,071.00	14,377.42	1.00	Reg	11 yrs		
FB0	2019	3000	3102	F	FIREFIGHTER EMT	Williams,Kenneth	8/20/2007	1	8	76,071.00	14,377.42	1.00	Reg	11 yrs		
FB0	2019	3000	3102	F	FIREFIGHTER EMT	Williams,Timothy M	4/17/2007	1	8	76,071.00	14,377.42	1.00	Reg	11 yrs		
FB0	2019	3000	3102	F	FIREFIGHTER EMT	Wilson,Sean P.	7/23/2007	1	8	76,071.00	14,377.42	1.00	Reg	11 yrs		
FB0	2019	3000	3102	F	FIREFIGHTER EMT	Wright,William D	10/29/2007	1	8	76,071.00	14,377.42	1.00	Reg	11 yrs		
FB0	2019	3000	3102	F	FIREFIGHTER EMT	Yager,Matthew A	8/20/2007	1	8	76,071.00	14,377.42	1.00	Reg	11 yrs		
FB0	2019	3000	3102	F	FIREFIGHTER EMT	Young,Herbert J.	9/15/2008	1	8	76,071.00	14,377.42	1.00	Reg	10 yrs		
FB0	2019	3000	3102	F	FIREFIGHTER EMT	Zieglar,Clarence A.	4/2/2007	1	8	76,071.00	14,377.42	1.00	Reg	11 yrs		
FB0	2019	3000	3102	F	FIREFIGHTER EMT	Adams,Darin W	2/8/1997	1	9	87,836.00	16,601.00	1.00	Reg	21 yrs		
FB0	2019	3000	3102	F	FIREFIGHTER EMT	Amaya,Marta C	4/3/2006	1	9	79,851.00	15,091.84	1.00	Reg	12 yrs		
FB0	2019	3000	3102	F	FIREFIGHTER EMT	Andrews,Darrell L	12/16/2002	1	9	83,844.00	15,846.52	1.00	Reg	16 yrs		
FB0	2019	3000	3102	F	FIREFIGHTER EMT	Artis,Maiesha	4/3/2006	1	9	79,851.00	15,091.84	1.00	Reg	12 yrs		
FB0	2019	3000	3102	F	FIREFIGHTER EMT	Avents,Krystle R	10/17/2004	1	9	79,851.00	15,091.84	1.00	Reg	14 yrs		
FB0	2019	3000	3102	F	FIREFIGHTER EMT	Baer,Justin P.	10/10/2000	1	9	83,844.00	15,846.52	1.00	Reg	18 yrs		
FB0	2019	3000	3102	F	FIREFIGHTER EMT	Baldwin,Lateef O	5/2/2005	1	9	78,285.00	14,795.87	1.00	Reg	13 yrs		
FB0	2019	3000	3102	F	FIREFIGHTER EMT	Banner,Wesley D	6/14/2004	1	9	79,851.00	15,091.84	1.00	Reg	14 yrs		
FB0	2019	3000	3102	F	FIREFIGHTER EMT	Beach,Joseph T	7/31/1989	1	9	91,829.00	17,355.68	1.00	Reg	29 yrs		
FB0	2019	3000	3102	F	FIREFIGHTER EMT	Becker,Kevin J	4/7/2003	1	9	83,844.00	15,846.52	1.00	Reg	15 yrs		
FB0	2019	3000	3102	F	FIREFIGHTER EMT	Bedney,Earl R	9/12/1988	1	9	91,829.00	17,355.68	1.00	Reg	30 yrs		
FB0	2019	3000	3102	F	FIREFIGHTER EMT	Beheler,Sean M	6/14/2004	1	9	79,851.00	15,091.84	1.00	Reg	14 yrs		
FB0	2019	3000	3102	F	FIREFIGHTER EMT	Bennett,Shantel B	10/17/2004	1	9	79,851.00	15,091.84	1.00	Reg	14 yrs		
FB0	2019	3000	3102	F	FIREFIGHTER EMT	Bishop,Roy D	12/16/2002	1	9	83,844.00	15,846.52	1.00	Reg	16 yrs		
FB0	2019	3000	3102	F	FIREFIGHTER EMT	Bolding,Maurice D	10/17/2004	1	9	79,851.00	15,091.84	1.00	Reg	14 yrs		
FB0	2019	3000	3102	F	FIREFIGHTER EMT	Brooke,John M	10/16/2006	1	9	79,851.00	15,091.84	1.00	Reg	12 yrs		
FB0	2019	3000	3102	F	FIREFIGHTER EMT	Brown,Artis O	10/20/2003	1	9	79,851.00	15,091.84	1.00	Reg	15 yrs		
FB0	2019	3000	3102	F	FIREFIGHTER EMT	Bryan,Curtis E.	3/26/2001	1	9	83,844.00	15,846.52	1.00	Reg	17 yrs		

FB0	2019	3000	3102	F	FIREFIGHTER EMT	Bunch,Deangelo D	10/20/2003	1	9	79,851.00	15,091.84	1.00	Reg	15 yrs		
FB0	2019	3000	3102	F	FIREFIGHTER EMT	Butler,Dustin L	12/18/2000	1	9	83,844.00	15,846.52	1.00	Reg	18 yrs		
FB0	2019	3000	3102	F	FIREFIGHTER EMT	Carroll,Jamien A	4/3/2006	1	9	79,851.00	15,091.84	1.00	Reg	12 yrs		
FB0	2019	3000	3102	F	FIREFIGHTER EMT	Celestine,Sean K	1/3/2000	1	9	83,844.00	15,846.52	1.00	Reg	18 yrs		
FB0	2019	3000	3102	F	FIREFIGHTER EMT	Coates,Dorian T	10/17/2004	1	9	79,851.00	15,091.84	1.00	Reg	14 yrs		
FB0	2019	3000	3102	F	FIREFIGHTER EMT	Collins,Jason S	1/29/2014	1	9	79,851.00	15,091.84	1.00	Reg	4 yrs		
FB0	2019	3000	3102	F	FIREFIGHTER EMT	Conrad,Karl E.	1/3/2000	1	9	83,844.00	15,846.52	1.00	Reg	18 yrs		
FB0	2019	3000	3102	F	FIREFIGHTER EMT	Contee,Gregory A	3/31/1997	1	9	87,836.00	16,601.00	1.00	Reg	21 yrs		
FB0	2019	3000	3102	F	FIREFIGHTER EMT	Counce,James W	5/27/1997	1	9	87,836.00	16,601.00	1.00	Reg	21 yrs		
FB0	2019	3000	3102	F	FIREFIGHTER EMT	Culver,John S	12/15/2003	1	9	83,844.00	15,846.52	1.00	Reg	15 yrs		
FB0	2019	3000	3102	F	FIREFIGHTER EMT	Curley,Kena W	10/4/1992	1	9	91,829.00	17,355.68	1.00	Reg	26 yrs		
FB0	2019	3000	3102	F	FIREFIGHTER EMT	Davis,Curtis	4/16/1995	1	9	87,836.00	16,601.00	1.00	Reg	23 yrs		
FB0	2019	3000	3102	F	FIREFIGHTER EMT	Davis,Reginal P	9/30/1996	1	9	87,836.00	16,601.00	1.00	Reg	22 yrs		
FB0	2019	3000	3102	F	FIREFIGHTER EMT	Davis,Timothy R	6/14/2004	1	9	79,851.00	15,091.84	1.00	Reg	14 yrs		
FB0	2019	3000	3102	F	FIREFIGHTER EMT	Deale,Jason	5/2/2005	1	9	79,851.00	15,091.84	1.00	Reg	13 yrs		
FB0	2019	3000	3102	F	FIREFIGHTER EMT	Delaney,Eric J	10/4/1992	1	9	91,829.00	17,355.68	1.00	Reg	26 yrs		
FB0	2019	3000	3102	F	FIREFIGHTER EMT	Doctor,Alfonso L	7/19/1999	1	9	83,844.00	15,846.52	1.00	Reg	19 yrs		
FB0	2019	3000	3102	F	FIREFIGHTER EMT	Douglas,Theodore B.	10/10/2000	1	9	83,844.00	15,846.52	1.00	Reg	18 yrs		
FB0	2019	3000	3102	F	FIREFIGHTER EMT	Dunham,Charles R	4/7/2003	1	9	83,844.00	15,846.52	1.00	Reg	15 yrs		
FB0	2019	3000	3102	F	FIREFIGHTER EMT	Dunmore,Eric M	8/9/2004	1	9	79,851.00	15,091.84	1.00	Reg	14 yrs		
FB0	2019	3000	3102	F	FIREFIGHTER EMT	Dyson,Jon T	3/8/2004	1	9	79,851.00	15,091.84	1.00	Reg	14 yrs		
FB0	2019	3000	3102	F	FIREFIGHTER EMT	Dziekan,Dennis J.	10/10/2000	1	9	83,844.00	15,846.52	1.00	Reg	18 yrs		
FB0	2019	3000	3102	F	FIREFIGHTER EMT	Edgerton,Bryant E.	3/26/2001	1	9	83,844.00	15,846.52	1.00	Reg	17 yrs		
FB0	2019	3000	3102	F	FIREFIGHTER EMT	Edwards Jr.,Louis	7/6/1998	1	9	87,836.00	16,601.00	1.00	Reg	20 yrs		
FB0	2019	3000	3102	F	FIREFIGHTER EMT	Eggleston,Raymond S	10/27/1986	1	9	87,836.00	16,601.00	1.00	Reg	32 yrs		
FB0	2019	3000	3102	F	FIREFIGHTER EMT	Embrey,Clark M	9/30/1996	1	9	87,836.00	16,601.00	1.00	Reg	22 yrs		
FB0	2019	3000	3102	F	FIREFIGHTER EMT	Ernsberger,Davin B.	11/14/2005	1	9	79,851.00	15,091.84	1.00	Reg	13 yrs		
FB0	2019	3000	3102	F	FIREFIGHTER EMT	Felder,Sean P	8/25/2003	1	9	83,844.00	15,846.52	1.00	Reg	15 yrs		
FB0	2019	3000	3102	F	FIREFIGHTER EMT	Firkin Jr.,Ernie Melvin	10/16/2006	1	9	79,851.00	15,091.84	1.00	Reg	12 yrs		
FB0	2019	3000	3102	F	FIREFIGHTER EMT	Fleming,Alton R	10/17/2004	1	9	79,851.00	15,091.84	1.00	Reg	14 yrs		
FB0	2019	3000	3102	F	FIREFIGHTER EMT	Fletcher,Pierre R	5/4/1992	1	9	91,829.00	17,355.68	1.00	Reg	26 yrs		
FB0	2019	3000	3102	F	FIREFIGHTER EMT	Foster Jr.,Roy T	3/31/1997	1	9	87,836.00	16,601.00	1.00	Reg	21 yrs		
FB0	2019	3000	3102	F	FIREFIGHTER EMT	Foster,Aaron R	3/8/2004	1	9	79,851.00	15,091.84	1.00	Reg	14 yrs		
FB0	2019	3000	3102	F	FIREFIGHTER EMT	Freeman,Delmar L	10/17/2004	1	9	79,851.00	15,091.84	1.00	Reg	14 yrs		
FB0	2019	3000	3102	F	FIREFIGHTER EMT	Frye III,George L	3/31/1997	1	9	87,836.00	16,601.00	1.00	Reg	21 yrs		
FB0	2019	3000	3102	F	FIREFIGHTER EMT	Gardner,Travis W	6/14/2004	1	9	79,851.00	15,091.84	1.00	Reg	14 yrs		
FB0	2019	3000	3102	F	FIREFIGHTER EMT	Garner,Norman A	3/31/1997	1	9	87,836.00	16,601.00	1.00	Reg	21 yrs		
FB0	2019	3000	3102	F	FIREFIGHTER EMT	Gilchrist,Lynnette A	3/12/1990	1	9	91,829.00	17,355.68	1.00	Reg	28 yrs		
FB0	2019	3000	3102	F	FIREFIGHTER EMT	Glover,Tye M	4/12/1999	1	9	83,844.00	15,846.52	1.00	Reg	19 yrs		
FB0	2019	3000	3102	F	FIREFIGHTER EMT	Goderre,Gordon F	10/16/2006	1	9	79,851.00	15,091.84	1.00	Reg	12 yrs		
FB0	2019	3000	3102	F	FIREFIGHTER EMT	Godinez,Alvaro N	8/9/2004	1	9	79,851.00	15,091.84	1.00	Reg	14 yrs		
FB0	2019	3000	3102	F	FIREFIGHTER EMT	Goldsmith,James B	12/18/2000	1	9	83,844.00	15,846.52	1.00	Reg	18 yrs		
FB0	2019	3000	3102	F	FIREFIGHTER EMT	Gomez,Andres A	10/17/2004	1	9	79,851.00	15,091.84	1.00	Reg	14 yrs		
FB0	2019	3000	3102	F	FIREFIGHTER EMT	Greene,Javon D.	7/2/2001	1	9	83,844.00	15,846.52	1.00	Reg	17 yrs		
FB0	2019	3000	3102	F	FIREFIGHTER EMT	Gregg Jr.,David T	12/16/2002	1	9	83,844.00	15,846.52	1.00	Reg	16 yrs		
FB0	2019	3000	3102	F	FIREFIGHTER EMT	Griffith,Sean C	3/26/2012	1	9	79,851.00	15,091.84	1.00	Reg	6 yrs		
FB0	2019	3000	3102	F	FIREFIGHTER EMT	Hall,Clifton A	12/8/1997	1	9	87,836.00	16,601.00	1.00	Reg	21 yrs		
FB0	2019	3000	3102	F	FIREFIGHTER EMT	Hammill,Alessandra N	10/16/2006	1	9	79,851.00	15,091.84	1.00	Reg	12 yrs		
FB0	2019	3000	3102	F	FIREFIGHTER EMT	Hammond,Eric B	9/30/1996	1	9	87,836.00	16,601.00	1.00	Reg	22 yrs		
FB0	2019	3000	3102	F	FIREFIGHTER EMT	Hardesty,Heather A	12/16/2002	1	9	83,844.00	15,846.52	1.00	Reg	16 yrs		
FB0	2019	3000	3102	F	FIREFIGHTER EMT	Harley,Laveine W	12/7/1997	1	9	87,836.00	16,601.00	1.00	Reg	21 yrs		
FB0	2019	3000	3102	F	FIREFIGHTER EMT	Harris,Angelo E	12/16/2002	1	9	83,844.00	15,846.52	1.00	Reg	16 yrs		
FB0	2019	3000	3102	F	FIREFIGHTER EMT	Harrison,Michael C.	4/10/2000	1	9	83,844.00	15,846.52	1.00	Reg	18 yrs		

FB0	2019	3000	3102	F	FIREFIGHTER EMT	Harrison,Tyrone	7/18/1988	1	9	91,829.00	17,355.68	1.00	Reg	30 yrs		
FB0	2019	3000	3102	F	FIREFIGHTER EMT	Hess,James F	8/9/2004	1	9	79,851.00	15,091.84	1.00	Reg	14 yrs		
FB0	2019	3000	3102	F	FIREFIGHTER EMT	Hicks,Anthony P	12/2/2002	1	9	79,851.00	15,091.84	1.00	Reg	16 yrs		
FB0	2019	3000	3102	F	FIREFIGHTER EMT	Hunter,Cooksey P.	11/14/2005	1	9	79,851.00	15,091.84	1.00	Reg	13 yrs		
FB0	2019	3000	3102	F	FIREFIGHTER EMT	Hunter,Stephon D	4/3/2006	1	9	79,851.00	15,091.84	1.00	Reg	12 yrs		
FB0	2019	3000	3102	F	FIREFIGHTER EMT	Hurley,Randolph W	4/19/2004	1	9	79,851.00	15,091.84	1.00	Reg	14 yrs		
FB0	2019	3000	3102	F	FIREFIGHTER EMT	Ince,Paul D	5/3/1992	1	9	91,829.00	17,355.68	1.00	Reg	26 yrs		
FB0	2019	3000	3102	F	FIREFIGHTER EMT	Jackson,David A	7/8/1996	1	9	87,836.00	16,601.00	1.00	Reg	22 yrs		
FB0	2019	3000	3102	F	FIREFIGHTER EMT	Jackson,Jon W	3/12/1990	1	9	91,829.00	17,355.68	1.00	Reg	28 yrs		
FB0	2019	3000	3102	F	FIREFIGHTER EMT	Johnson,Briana D	7/2/2001	1	9	83,844.00	15,846.52	1.00	Reg	17 yrs		
FB0	2019	3000	3102	F	FIREFIGHTER EMT	Johnson,Dino L	9/9/2002	1	9	79,851.43	15,091.92	1.00	Reg	16 yrs		
FB0	2019	3000	3102	F	FIREFIGHTER EMT	Johnson,Marc A	7/8/1996	1	9	87,836.00	16,601.00	1.00	Reg	22 yrs		
FB0	2019	3000	3102	F	FIREFIGHTER EMT	Johnson,Tonya M	12/7/1997	1	9	87,836.00	16,601.00	1.00	Reg	21 yrs		
FB0	2019	3000	3102	F	FIREFIGHTER EMT	Kelley,James R	11/29/2004	1	9	79,851.00	15,091.84	1.00	Reg	14 yrs		
FB0	2019	3000	3102	F	FIREFIGHTER EMT	Kinard,Patrick C	4/3/2006	1	9	79,851.00	15,091.84	1.00	Reg	12 yrs		
FB0	2019	3000	3102	F	FIREFIGHTER EMT	King,Michael C	6/14/2004	1	9	79,851.00	15,091.84	1.00	Reg	14 yrs		
FB0	2019	3000	3102	F	FIREFIGHTER EMT	Kingsbury,Ricardo L	7/1/1991	1	9	91,829.00	17,355.68	1.00	Reg	27 yrs		
FB0	2019	3000	3102	F	FIREFIGHTER EMT	Kline,Kevin W	1/3/2000	1	9	83,844.00	15,846.52	1.00	Reg	18 yrs		
FB0	2019	3000	3102	F	FIREFIGHTER EMT	Krug,William J	8/9/2004	1	9	79,851.00	15,091.84	1.00	Reg	14 yrs		
FB0	2019	3000	3102	F	FIREFIGHTER EMT	Kues,Dennis H	9/30/1996	1	9	87,836.00	16,601.00	1.00	Reg	22 yrs		
FB0	2019	3000	3102	F	FIREFIGHTER EMT	Lancaster,Christopher R	4/11/2000	1	9	83,844.00	15,846.52	1.00	Reg	18 yrs		
FB0	2019	3000	3102	F	FIREFIGHTER EMT	Lance,Pernelle R	12/8/1997	1	9	87,836.00	16,601.00	1.00	Reg	21 yrs		
FB0	2019	3000	3102	F	FIREFIGHTER EMT	Lawson Jr.,Arthur R	9/30/1996	1	9	87,836.00	16,601.00	1.00	Reg	22 yrs		
FB0	2019	3000	3102	F	FIREFIGHTER EMT	Lee,Derrick L	5/1/1997	1	9	87,836.00	16,601.00	1.00	Reg	21 yrs		
FB0	2019	3000	3102	F	FIREFIGHTER EMT	Leizear,Richard W	4/7/2003	1	9	83,844.00	15,846.52	1.00	Reg	15 yrs		
FB0	2019	3000	3102	F	FIREFIGHTER EMT	Lewis,Daniel E	1/20/1987	1	9	95,821.00	18,110.17	1.00	Reg	31 yrs		
FB0	2019	3000	3102	F	FIREFIGHTER EMT	Lewis,Stephanie C	8/9/2004	1	9	79,851.00	15,091.84	1.00	Reg	14 yrs		
FB0	2019	3000	3102	F	FIREFIGHTER EMT	Lomax,Keyon W	10/16/2006	1	9	79,851.00	15,091.84	1.00	Reg	12 yrs		
FB0	2019	3000	3102	F	FIREFIGHTER EMT	Lovato,Daniel A.	11/16/2005	1	9	79,851.00	15,091.84	1.00	Reg	13 yrs		
FB0	2019	3000	3102	F	FIREFIGHTER EMT	Lowry Jr.,Robert	1/26/2004	1	9	78,285.00	14,795.87	1.00	Reg	14 yrs		
FB0	2019	3000	3102	F	FIREFIGHTER EMT	Lozupone,Joseph V.	12/18/2000	1	9	83,844.00	15,846.52	1.00	Reg	18 yrs		
FB0	2019	3000	3102	F	FIREFIGHTER EMT	Lucas,Paul E	7/18/1988	1	9	91,829.00	17,355.68	1.00	Reg	30 yrs		
FB0	2019	3000	3102	F	FIREFIGHTER EMT	Luckett,Mark E	6/1/2004	1	9	79,851.00	15,091.84	1.00	Reg	14 yrs		
FB0	2019	3000	3102	F	FIREFIGHTER EMT	Lynch,Lorenzo W	9/9/2002	1	9	83,844.00	15,846.52	1.00	Reg	16 yrs		
FB0	2019	3000	3102	F	FIREFIGHTER EMT	Martin Jr.,George R	12/16/2002	1	9	83,844.00	15,846.52	1.00	Reg	16 yrs		
FB0	2019	3000	3102	F	FIREFIGHTER EMT	Martin,Robert C.	12/18/2000	1	9	83,844.00	15,846.52	1.00	Reg	18 yrs		
FB0	2019	3000	3102	F	FIREFIGHTER EMT	Mason,Christopher R	12/16/2002	1	9	83,844.00	15,846.52	1.00	Reg	16 yrs		
FB0	2019	3000	3102	F	FIREFIGHTER EMT	Mayo,Garry W	3/12/1990	1	9	91,829.00	17,355.68	1.00	Reg	28 yrs		
FB0	2019	3000	3102	F	FIREFIGHTER EMT	Mccoy Jr.,James M	1/26/2004	1	9	79,851.00	15,091.84	1.00	Reg	14 yrs		
FB0	2019	3000	3102	F	FIREFIGHTER EMT	McDowney,Calvin L	6/8/1987	1	9	95,821.00	18,110.17	1.00	Reg	31 yrs		
FB0	2019	3000	3102	F	FIREFIGHTER EMT	Mckinney,Jared R	10/17/2004	1	9	79,851.00	15,091.84	1.00	Reg	14 yrs		
FB0	2019	3000	3102	F	FIREFIGHTER EMT	Mcmillan,Kermit J	12/16/2002	1	9	83,844.00	15,846.52	1.00	Reg	16 yrs		
FB0	2019	3000	3102	F	FIREFIGHTER EMT	McNulty,Robert	5/2/2005	1	9	79,851.00	15,091.84	1.00	Reg	13 yrs		
FB0	2019	3000	3102	F	FIREFIGHTER EMT	Meinhardt,Craig J	5/2/2005	1	9	79,851.00	15,091.84	1.00	Reg	13 yrs		
FB0	2019	3000	3102	F	FIREFIGHTER EMT	Miller,Charles F	7/8/1996	1	9	87,836.00	16,601.00	1.00	Reg	22 yrs		
FB0	2019	3000	3102	F	FIREFIGHTER EMT	Moon II,Thomas E	8/9/2004	1	9	79,851.00	15,091.84	1.00	Reg	14 yrs		
FB0	2019	3000	3102	F	FIREFIGHTER EMT	Mooney,Robert A	11/29/2004	1	9	79,851.00	15,091.84	1.00	Reg	14 yrs		
FB0	2019	3000	3102	F	FIREFIGHTER EMT	Moton - El,Michael D	10/16/2006	1	9	79,851.00	15,091.84	1.00	Reg	12 yrs		
FB0	2019	3000	3102	F	FIREFIGHTER EMT	Moye,Niggora A	2/10/2003	1	9	83,844.00	15,846.52	1.00	Reg	15 yrs		
FB0	2019	3000	3102	F	FIREFIGHTER EMT	Mueller,Christian S	4/7/2003	1	9	83,844.00	15,846.52	1.00	Reg	15 yrs		
FB0	2019	3000	3102	F	FIREFIGHTER EMT	Mullins,Anthony L	11/22/1999	1	9	83,844.00	15,846.52	1.00	Reg	19 yrs		
FB0	2019	3000	3102	F	FIREFIGHTER EMT	Munford,Bryan O	8/8/2004	1	9	83,844.00	15,846.52	1.00	Reg	14 yrs		
FB0	2019	3000	3102	F	FIREFIGHTER EMT	Nicholson,Dominic D	10/20/2003	1	9	79,851.00	15,091.84	1.00	Reg	15 yrs		

FB0	2019	3000	3102	F	FIREFIGHTER EMT	Oliff,Christopher F	9/9/2002	1	9	83,844.00	15,846.52	1.00	Reg	16 yrs		
FB0	2019	3000	3102	F	FIREFIGHTER EMT	Oliphant,Christopher H	4/12/1999	1	9	83,844.00	15,846.52	1.00	Reg	19 yrs		
FB0	2019	3000	3102	F	FIREFIGHTER EMT	Ortenzo,Joseph	1/26/2004	1	9	79,851.00	15,091.84	1.00	Reg	14 yrs		
FB0	2019	3000	3102	F	FIREFIGHTER EMT	Palmer,Victor D	1/3/2000	1	9	79,851.43	15,091.92	1.00	Reg	18 yrs		
FB0	2019	3000	3102	F	FIREFIGHTER EMT	Parker,David H	10/30/1995	1	9	87,836.00	16,601.00	1.00	Reg	23 yrs		
FB0	2019	3000	3102	F	FIREFIGHTER EMT	Payne,Ernest E	6/22/1992	1	9	91,829.00	17,355.68	1.00	Reg	26 yrs		
FB0	2019	3000	3102	F	FIREFIGHTER EMT	Payton,Ronald	12/16/2002	1	9	83,844.00	15,846.52	1.00	Reg	16 yrs		
FB0	2019	3000	3102	F	FIREFIGHTER EMT	Pegues,James	10/10/2000	1	9	83,844.00	15,846.52	1.00	Reg	18 yrs		
FB0	2019	3000	3102	F	FIREFIGHTER EMT	Peters,Anthony M	3/31/1997	1	9	87,836.00	16,601.00	1.00	Reg	21 yrs		
FB0	2019	3000	3102	F	FIREFIGHTER EMT	Pickel,Vincent P	11/28/2004	1	9	83,844.00	15,846.52	1.00	Reg	14 yrs		
FB0	2019	3000	3102	F	FIREFIGHTER EMT	Piedrahita,William	1/29/2016	1	9	83,197.00	15,724.23	1.00	Reg	2 yrs		
FB0	2019	3000	3102	F	FIREFIGHTER EMT	Pierce,Francis I	1/26/2004	1	9	87,836.00	16,601.00	1.00	Reg	14 yrs		
FB0	2019	3000	3102	F	FIREFIGHTER EMT	Porter,John S	10/10/2000	1	9	83,844.00	15,846.52	1.00	Reg	18 yrs		
FB0	2019	3000	3102	F	FIREFIGHTER EMT	Powell Jr.,Melvin M	7/15/2018	1	9	90,028.00	17,015.29	1.00	Reg	0 yrs		
FB0	2019	3000	3102	F	FIREFIGHTER EMT	Pratt,Donald J	6/14/2004	1	9	79,851.00	15,091.84	1.00	Reg	14 yrs		
FB0	2019	3000	3102	F	FIREFIGHTER EMT	Price,Woodrow B	4/7/2003	1	9	83,844.00	15,846.52	1.00	Reg	15 yrs		
FB0	2019	3000	3102	F	FIREFIGHTER EMT	Prince,Anthony M	7/1/1991	1	9	91,829.00	17,355.68	1.00	Reg	27 yrs		
FB0	2019	3000	3102	F	FIREFIGHTER EMT	Pringle,Kevin A.	12/18/2000	1	9	83,844.00	15,846.52	1.00	Reg	18 yrs		
FB0	2019	3000	3102	F	FIREFIGHTER EMT	Puifory,Darren J	3/9/1992	1	9	91,829.00	17,355.68	1.00	Reg	26 yrs		
FB0	2019	3000	3102	F	FIREFIGHTER EMT	Ramirez,Michael A	10/20/2003	1	9	79,851.00	15,091.84	1.00	Reg	15 yrs		
FB0	2019	3000	3102	F	FIREFIGHTER EMT	Reed,Trevor	2/13/1989	1	9	91,829.00	17,355.68	1.00	Reg	29 yrs		
FB0	2019	3000	3102	F	FIREFIGHTER EMT	Reynolds,Charles J	3/8/2004	1	9	79,851.00	15,091.84	1.00	Reg	14 yrs		
FB0	2019	3000	3102	F	FIREFIGHTER EMT	Rhone,Theodore A	12/8/1997	1	9	87,836.00	16,601.00	1.00	Reg	21 yrs		
FB0	2019	3000	3102	F	FIREFIGHTER EMT	Riccione,Burke R.	12/18/2000	1	9	83,844.00	15,846.52	1.00	Reg	18 yrs		
FB0	2019	3000	3102	F	FIREFIGHTER EMT	Rimm,Andrew J	11/29/2004	1	9	79,851.00	15,091.84	1.00	Reg	14 yrs		
FB0	2019	3000	3102	F	FIREFIGHTER EMT	Santos,Steffen W	12/16/2002	1	9	83,844.00	15,846.52	1.00	Reg	16 yrs		
FB0	2019	3000	3102	F	FIREFIGHTER EMT	Schaefer,Matthews P	4/7/2003	1	9	83,844.00	15,846.52	1.00	Reg	15 yrs		
FB0	2019	3000	3102	F	FIREFIGHTER EMT	Scott,Lee A	10/4/1992	1	9	91,829.00	17,355.68	1.00	Reg	26 yrs		
FB0	2019	3000	3102	F	FIREFIGHTER EMT	Sealey,Toby R	5/19/2003	1	9	83,844.00	15,846.52	1.00	Reg	15 yrs		
FB0	2019	3000	3102	F	FIREFIGHTER EMT	Shanklin,Lincoln L	10/20/2003	1	9	79,851.00	15,091.84	1.00	Reg	15 yrs		
FB0	2019	3000	3102	F	FIREFIGHTER EMT	Shepard III,William T	10/16/2006	1	9	79,851.00	15,091.84	1.00	Reg	12 yrs		
FB0	2019	3000	3102	F	FIREFIGHTER EMT	Shipp Jr.,stephen william	4/19/2004	1	9	79,851.00	15,091.84	1.00	Reg	14 yrs		
FB0	2019	3000	3102	F	FIREFIGHTER EMT	Simba,Frelimo D	1/10/1993	1	9	91,829.00	17,355.68	1.00	Reg	25 yrs		
FB0	2019	3000	3102	F	FIREFIGHTER EMT	Sistare,Gwendolyn T	7/18/1988	1	9	91,829.00	17,355.68	1.00	Reg	30 yrs		
FB0	2019	3000	3102	F	FIREFIGHTER EMT	Slutman,Bryan Douglas e	1/26/2004	1	9	79,851.00	15,091.84	1.00	Reg	14 yrs		
FB0	2019	3000	3102	F	FIREFIGHTER EMT	Slye,Christopher M	3/26/2001	1	9	83,844.00	15,846.52	1.00	Reg	17 yrs		
FB0	2019	3000	3102	F	FIREFIGHTER EMT	Stevens,James A	12/14/1992	1	9	91,829.00	17,355.68	1.00	Reg	26 yrs		
FB0	2019	3000	3102	F	FIREFIGHTER EMT	Stewart,David K	9/30/1996	1	9	87,836.00	16,601.00	1.00	Reg	22 yrs		
FB0	2019	3000	3102	F	FIREFIGHTER EMT	Sullivan,Graham R	10/16/2006	1	9	79,851.00	15,091.84	1.00	Reg	12 yrs		
FB0	2019	3000	3102	F	FIREFIGHTER EMT	Suto,Chuck B	4/7/2003	1	9	83,844.00	15,846.52	1.00	Reg	15 yrs		
FB0	2019	3000	3102	F	FIREFIGHTER EMT	Sutton,Neal S	12/7/1997	1	9	87,836.00	16,601.00	1.00	Reg	21 yrs		
FB0	2019	3000	3102	F	FIREFIGHTER EMT	Thomas,Jumanne P	4/7/2003	1	9	83,844.00	15,846.52	1.00	Reg	15 yrs		
FB0	2019	3000	3102	F	FIREFIGHTER EMT	Thomas,Shantielle A	10/17/2004	1	9	79,851.00	15,091.84	1.00	Reg	14 yrs		
FB0	2019	3000	3102	F	FIREFIGHTER EMT	Tolbert,Earl H	4/7/2003	1	9	83,844.00	15,846.52	1.00	Reg	15 yrs		
FB0	2019	3000	3102	F	FIREFIGHTER EMT	Torres,John J	8/17/2000	1	9	83,844.00	15,846.52	1.00	Reg	18 yrs		
FB0	2019	3000	3102	F	FIREFIGHTER EMT	Tucker,Denise Y	3/8/2004	1	9	79,851.00	15,091.84	1.00	Reg	14 yrs		
FB0	2019	3000	3102	F	FIREFIGHTER EMT	Turner,Andre R	7/6/1998	1	9	87,836.00	16,601.00	1.00	Reg	20 yrs		
FB0	2019	3000	3102	F	FIREFIGHTER EMT	Umrani,Hassan A	4/22/1986	1	9	91,829.00	17,355.68	1.00	Reg	32 yrs		
FB0	2019	3000	3102	F	FIREFIGHTER EMT	Wagoner,Derrick R	5/2/2005	1	9	79,851.00	15,091.84	1.00	Reg	13 yrs		
FB0	2019	3000	3102	F	FIREFIGHTER EMT	Waldbauer,Richard E	10/10/2000	1	9	83,844.00	15,846.52	1.00	Reg	18 yrs		
FB0	2019	3000	3102	F	FIREFIGHTER EMT	Walker Jr.,Curtis	4/2/2006	1	9	87,836.00	16,601.00	1.00	Reg	12 yrs		
FB0	2019	3000	3102	F	FIREFIGHTER EMT	Walker,Hubert	8/16/1999	1	9	83,844.00	15,846.52	1.00	Reg	19 yrs		
FB0	2019	3000	3102	F	FIREFIGHTER EMT	Wallace,Marlyn R	3/31/1997	1	9	87,836.00	16,601.00	1.00	Reg	21 yrs		

FB0	2019	3000	3102	F	FIREFIGHTER EMT	Warley,Elliott L.	5/27/1997	1	9	83,844.00	15,846.52	1.00	Reg	21 yrs		
FB0	2019	3000	3102	F	FIREFIGHTER EMT	Warren,James S	7/2/1990	1	9	91,829.00	17,355.68	1.00	Reg	28 yrs		
FB0	2019	3000	3102	F	FIREFIGHTER EMT	Washington,David V	7/6/1998	1	9	87,836.00	16,601.00	1.00	Reg	20 yrs		
FB0	2019	3000	3102	F	FIREFIGHTER EMT	Watson,Richard	9/9/2002	1	9	83,844.00	15,846.52	1.00	Reg	16 yrs		
FB0	2019	3000	3102	F	FIREFIGHTER EMT	Wheeler,Berl D	8/9/2004	1	9	79,851.00	15,091.84	1.00	Reg	14 yrs		
FB0	2019	3000	3102	F	FIREFIGHTER EMT	Wheeler,Douglas W	6/14/2004	1	9	79,851.00	15,091.84	1.00	Reg	14 yrs		
FB0	2019	3000	3102	F	FIREFIGHTER EMT	Wheeler,Wesley L	5/27/1997	1	9	87,836.00	16,601.00	1.00	Reg	21 yrs		
FB0	2019	3000	3102	F	FIREFIGHTER EMT	Williams,Alfred C	7/5/1998	1	9	87,836.00	16,601.00	1.00	Reg	20 yrs		
FB0	2019	3000	3102	F	FIREFIGHTER EMT	Williams,Anthony F	7/8/1996	1	9	87,836.00	16,601.00	1.00	Reg	22 yrs		
FB0	2019	3000	3102	F	FIREFIGHTER EMT	Williams,Antoine D	4/7/2003	1	9	83,844.00	15,846.52	1.00	Reg	15 yrs		
FB0	2019	3000	3102	F	FIREFIGHTER EMT	Williams,Shawnte B	4/3/2006	1	9	79,851.00	15,091.84	1.00	Reg	12 yrs		
FB0	2019	3000	3102	F	FIREFIGHTER EMT	Wimbish,William M	1/16/1990	1	9	83,844.00	15,846.52	1.00	Reg	28 yrs		
FB0	2019	3000	3102	F	FIREFIGHTER EMT	Wingfield,Derek L	4/17/1995	1	9	87,836.00	16,601.00	1.00	Reg	23 yrs		
FB0	2019	3000	3102	F	FIREFIGHTER EMT	Winkler,Mark T	10/16/2006	1	9	79,851.00	15,091.84	1.00	Reg	12 yrs		
FB0	2019	3000	3102	F	FIREFIGHTER EMT	Wolf,Brian P	4/19/2004	1	9	79,851.00	15,091.84	1.00	Reg	14 yrs		
FB0	2019	3000	3102	F	FIREFIGHTER EMT	Woodburn,Brian M.	11/14/2005	1	9	79,851.00	15,091.84	1.00	Reg	13 yrs		
FB0	2019	3000	3102	F	FIREFIGHTER EMT	Wooten,Jessica D	5/2/2005	1	9	79,851.00	15,091.84	1.00	Reg	13 yrs		
FB0	2019	3000	3102	F	FIREFIGHTER EMT	Wright,Derrick E	4/19/2004	1	9	79,851.00	15,091.84	1.00	Reg	14 yrs		
FB0	2019	3000	3102	F	FIREFIGHTER EMT	Zagrodnichek,Richard E	9/9/2002	1	9	83,844.00	15,846.52	1.00	Reg	16 yrs		
FB0	2019	3000	3102	F	FIREFIGHTER EMT	Lantz,Timothy M.	9/15/2008	1B	8	78,767.00	14,886.96	1.00	Reg	10 yrs		
FB0	2019	3000	3102	F	FIREFIGHTER EMT	Lowe,Anthony R	2/13/1989	1B	9	94,933.00	17,942.34	1.00	Reg	29 yrs		
FB0	2019	3000	3102	F	FIREFIGHTER EMT	Bennett,Jonathan H	4/17/2018	1C	1	62,045.00	11,726.51	1.00	Reg	0 yrs		
FB0	2019	3000	3102	F	FIREFIGHTER EMT	Soloduk,Stephen A	10/16/2017	1C	2	63,664.00	12,032.50	1.00	Reg	1 yrs		
FB0	2019	3000	3102	F	FIREFIGHTER EMT	Turner,Stephen J	11/14/2005	1C	9	101,136.00	19,114.70	1.00	Reg	13 yrs		
FB0	2019	3000	3102	F	FIREFIGHTER EMT - Aqua Program	Boozer Sr.,Donovan L	7/23/2007	1	8	76,071.00	14,377.42	1.00	Reg	11 yrs		
FB0	2019	3000	3102	F	FIREFIGHTER EMT - Fitness Coordinator	Craig,Marcus	7/29/1991	1	9	91,829.00	17,355.68	1.00	Reg	27 yrs		
FB0	2019	3000	3102	F	FIREFIGHTER PARAMEDIC	Bazara,Joshua A	3/19/2018	1C	1	62,045.00	11,726.51	1.00	Reg	0 yrs		
FB0	2019	3000	3102	F	FIREFIGHTER PARAMEDIC	Clark,Tyler M	1/8/2018	1C	1	62,045.00	11,726.51	1.00	Reg	0 yrs		
FB0	2019	3000	3102	F	FIREFIGHTER PARAMEDIC	Crowell,Ryan D	3/19/2018	1C	1	62,045.00	11,726.51	1.00	Reg	0 yrs		
FB0	2019	3000	3102	F	FIREFIGHTER PARAMEDIC	Cutrone,James	5/16/2016	1C	1	59,635.00	11,271.02	1.00	Reg	2 yrs		
FB0	2019	3000	3102	F	FIREFIGHTER PARAMEDIC	Dimakas,Spiro W	9/17/2018	1C	1	62,045.00	11,726.51	1.00	Reg	0 yrs		
FB0	2019	3000	3102	F	FIREFIGHTER PARAMEDIC	Dorr,Jacob Gilbert	3/19/2018	1C	1	62,045.00	11,726.51	1.00	Reg	0 yrs		
FB0	2019	3000	3102	F	FIREFIGHTER PARAMEDIC	Erslev,Brian	9/17/2018	1C	1	62,045.00	11,726.51	1.00	Reg	0 yrs		
FB0	2019	3000	3102	F	FIREFIGHTER PARAMEDIC	Gagne,Patrick	9/17/2018	1C	1	62,045.00	11,726.51	1.00	Reg	0 yrs		
FB0	2019	3000	3102	F	FIREFIGHTER PARAMEDIC	Huebner,Charles G	3/19/2018	1C	1	62,045.00	11,726.51	1.00	Reg	0 yrs		
FB0	2019	3000	3102	F	FIREFIGHTER PARAMEDIC	Johnson III,Eldon Lloyd	9/17/2018	1C	1	62,045.00	11,726.51	1.00	Reg	0 yrs		
FB0	2019	3000	3102	F	FIREFIGHTER PARAMEDIC	Kryssing,William	3/19/2018	1C	1	62,045.00	11,726.51	1.00	Reg	0 yrs		
FB0	2019	3000	3102	F	FIREFIGHTER PARAMEDIC	Magee,Sean James	9/17/2018	1C	1	62,045.00	11,726.51	1.00	Reg	0 yrs		
FB0	2019	3000	3102	F	FIREFIGHTER PARAMEDIC	Mitchem III,Thomas Roland	3/19/2018	1C	1	62,045.00	11,726.51	1.00	Reg	0 yrs		
FB0	2019	3000	3102	F	FIREFIGHTER PARAMEDIC	Mork,Casey N	1/8/2018	1C	1	62,045.00	11,726.51	1.00	Reg	0 yrs		
FB0	2019	3000	3102	F	FIREFIGHTER PARAMEDIC	Rogers,Everette	9/17/2018	1C	1	62,045.00	11,726.51	1.00	Reg	0 yrs		
FB0	2019	3000	3102	F	FIREFIGHTER PARAMEDIC	Russell,Patrick F	3/19/2018	1C	1	62,045.00	11,726.51	1.00	Reg	0 yrs		
FB0	2019	3000	3102	F	FIREFIGHTER PARAMEDIC	Smith,Mike H	3/19/2018	1C	1	62,045.00	11,726.51	1.00	Reg	0 yrs		
FB0	2019	3000	3102	F	FIREFIGHTER PARAMEDIC	Stinson,William C	3/19/2018	1C	1	62,045.00	11,726.51	1.00	Reg	0 yrs		
FB0	2019	3000	3102	F	FIREFIGHTER PARAMEDIC	White,Levin J	1/8/2018	1C	1	62,045.00	11,726.51	1.00	Reg	0 yrs		
FB0	2019	3000	3102	F	FIREFIGHTER PARAMEDIC	Wiley,Preston	3/19/2018	1C	1	62,045.00	11,726.51	1.00	Reg	0 yrs		
FB0	2019	3000	3102	F	FIREFIGHTER PARAMEDIC	Williamson,Tanner	9/17/2018	1C	1	62,045.00	11,726.51	1.00	Reg	0 yrs		
FB0	2019	3000	3102	F	FIREFIGHTER PARAMEDIC	Woitas,Brooks	9/17/2018	1C	1	62,045.00	11,726.51	1.00	Reg	0 yrs		
FB0	2019	3000	3102	F	FIREFIGHTER PARAMEDIC	Adams,Benjamin	4/18/2017	1C	2	63,664.00	12,032.50	1.00	Reg	1 yrs		
FB0	2019	3000	3102	F	FIREFIGHTER PARAMEDIC	Burns,Ryan J	10/16/2017	1C	2	63,664.00	12,032.50	1.00	Reg	1 yrs		
FB0	2019	3000	3102	F	FIREFIGHTER PARAMEDIC	Chung,Daniel S	10/16/2017	1C	2	63,664.00	12,032.50	1.00	Reg	1 yrs		
FB0	2019	3000	3102	F	FIREFIGHTER PARAMEDIC	Coen,Kyle A	10/16/2017	1C	2	63,664.00	12,032.50	1.00	Reg	1 yrs		
FB0	2019	3000	3102	F	FIREFIGHTER PARAMEDIC	Di Bartolo,Christopher	4/18/2017	1C	2	63,664.00	12,032.50	1.00	Reg	1 yrs		

FB0	2019	3000	3102	F	FIREFIGHTER PARAMEDIC	Dowden,Benjamin	4/18/2017	1C	2	63,664.00	12,032.50	1.00	Reg	1 yrs		
FB0	2019	3000	3102	F	FIREFIGHTER PARAMEDIC	Gebelle,Nicholas D	10/16/2017	1C	2	63,664.00	12,032.50	1.00	Reg	1 yrs		
FB0	2019	3000	3102	F	FIREFIGHTER PARAMEDIC	Goggin,Daniel	4/18/2017	1C	2	63,664.00	12,032.50	1.00	Reg	1 yrs		
FB0	2019	3000	3102	F	FIREFIGHTER PARAMEDIC	Hofmann,Mark	4/18/2017	1C	2	63,664.00	12,032.50	1.00	Reg	1 yrs		
FB0	2019	3000	3102	F	FIREFIGHTER PARAMEDIC	Holland,Darrick Charles Abas	10/16/2017	1C	2	63,664.00	12,032.50	1.00	Reg	1 yrs		
FB0	2019	3000	3102	F	FIREFIGHTER PARAMEDIC	Jones,Khalil	4/18/2017	1C	2	63,664.00	12,032.50	1.00	Reg	1 yrs		
FB0	2019	3000	3102	F	FIREFIGHTER PARAMEDIC	Kim,Young-Ju	10/16/2017	1C	2	63,664.00	12,032.50	1.00	Reg	1 yrs		
FB0	2019	3000	3102	F	FIREFIGHTER PARAMEDIC	Korb,Thomas	4/18/2017	1C	2	63,664.00	12,032.50	1.00	Reg	1 yrs		
FB0	2019	3000	3102	F	FIREFIGHTER PARAMEDIC	Mazurek,Christopher J	10/16/2017	1C	2	63,664.00	12,032.50	1.00	Reg	1 yrs		
FB0	2019	3000	3102	F	FIREFIGHTER PARAMEDIC	Miramontes,Nicolas M	10/16/2017	1C	2	63,664.00	12,032.50	1.00	Reg	1 yrs		
FB0	2019	3000	3102	F	FIREFIGHTER PARAMEDIC	Quiroz,Nery N	10/16/2017	1C	2	63,664.00	12,032.50	1.00	Reg	1 yrs		
FB0	2019	3000	3102	F	FIREFIGHTER PARAMEDIC	Rathvon,Bryan F	10/16/2017	1C	2	63,664.00	12,032.50	1.00	Reg	1 yrs		
FB0	2019	3000	3102	F	FIREFIGHTER PARAMEDIC	Richards,Myisha J	10/16/2017	1C	2	63,664.00	12,032.50	1.00	Reg	1 yrs		
FB0	2019	3000	3102	F	FIREFIGHTER PARAMEDIC	Roberts,Jesse	6/15/2015	1C	2	69,058.00	13,051.96	1.00	Reg	3 yrs		
FB0	2019	3000	3102	F	FIREFIGHTER PARAMEDIC	Swartzentruber,James L	10/16/2017	1C	2	63,664.00	12,032.50	1.00	Reg	1 yrs		
FB0	2019	3000	3102	F	FIREFIGHTER PARAMEDIC	Thompson,Ramone	4/18/2017	1C	2	63,664.00	12,032.50	1.00	Reg	1 yrs		
FB0	2019	3000	3102	F	FIREFIGHTER PARAMEDIC	Vukich,Gregory	4/18/2017	1C	2	63,664.00	12,032.50	1.00	Reg	1 yrs		
FB0	2019	3000	3102	F	FIREFIGHTER PARAMEDIC	Wieczorek,Kamil	10/16/2017	1C	2	63,664.00	12,032.50	1.00	Reg	1 yrs		
FB0	2019	3000	3102	F	FIREFIGHTER PARAMEDIC	Williams,Christopher B	10/16/2017	1C	2	63,664.00	12,032.50	1.00	Reg	1 yrs		
FB0	2019	3000	3102	F	FIREFIGHTER PARAMEDIC	Yang,Ger	4/18/2017	1C	2	63,664.00	12,032.50	1.00	Reg	1 yrs		
FB0	2019	3000	3102	F	FIREFIGHTER PARAMEDIC	York,Floyd C	10/16/2017	1C	2	63,664.00	12,032.50	1.00	Reg	1 yrs		
FB0	2019	3000	3102	F	FIREFIGHTER PARAMEDIC	Baker,Stanley	5/16/2016	1C	3	66,360.00	12,542.04	1.00	Reg	2 yrs		
FB0	2019	3000	3102	F	FIREFIGHTER PARAMEDIC	Benson,Christopher	5/16/2016	1C	3	66,360.00	12,542.04	1.00	Reg	2 yrs		
FB0	2019	3000	3102	F	FIREFIGHTER PARAMEDIC	Blanco,Luis	5/16/2016	1C	3	66,360.00	12,542.04	1.00	Reg	2 yrs		
FB0	2019	3000	3102	F	FIREFIGHTER PARAMEDIC	De Lima,Leonardo	5/16/2016	1C	3	66,360.00	12,542.04	1.00	Reg	2 yrs		
FB0	2019	3000	3102	F	FIREFIGHTER PARAMEDIC	Durkee,Jeremy	5/16/2016	1C	3	66,360.00	12,542.04	1.00	Reg	2 yrs		
FB0	2019	3000	3102	F	FIREFIGHTER PARAMEDIC	Dyer,Brandon	5/16/2016	1C	3	66,360.00	12,542.04	1.00	Reg	2 yrs		
FB0	2019	3000	3102	F	FIREFIGHTER PARAMEDIC	Forsee,Gregory A	3/19/2018	1C	3	62,045.00	11,726.51	1.00	Reg	0 yrs		
FB0	2019	3000	3102	F	FIREFIGHTER PARAMEDIC	Harrison,Nicholas	9/19/2016	1C	3	66,360.00	12,542.04	1.00	Reg	2 yrs		
FB0	2019	3000	3102	F	FIREFIGHTER PARAMEDIC	Henry,Alexander	9/19/2016	1C	3	66,360.00	12,542.04	1.00	Reg	2 yrs		
FB0	2019	3000	3102	F	FIREFIGHTER PARAMEDIC	Kuny,Devon	5/16/2016	1C	3	66,360.00	12,542.04	1.00	Reg	2 yrs		
FB0	2019	3000	3102	F	FIREFIGHTER PARAMEDIC	Lenahan,Jason	5/16/2016	1C	3	66,360.00	12,542.04	1.00	Reg	2 yrs		
FB0	2019	3000	3102	F	FIREFIGHTER PARAMEDIC	Marrazzo,Jason	9/19/2016	1C	3	66,360.00	12,542.04	1.00	Reg	2 yrs		
FB0	2019	3000	3102	F	FIREFIGHTER PARAMEDIC	Martin,Franklin	5/16/2016	1C	3	66,360.00	12,542.04	1.00	Reg	2 yrs		
FB0	2019	3000	3102	F	FIREFIGHTER PARAMEDIC	Mudry,Mathew	5/16/2016	1C	3	66,360.00	12,542.04	1.00	Reg	2 yrs		
FB0	2019	3000	3102	F	FIREFIGHTER PARAMEDIC	O'Brien,Cullen	5/16/2016	1C	3	66,360.00	12,542.04	1.00	Reg	2 yrs		
FB0	2019	3000	3102	F	FIREFIGHTER PARAMEDIC	Piel,Garrett	5/16/2016	1C	3	66,360.00	12,542.04	1.00	Reg	2 yrs		
FB0	2019	3000	3102	F	FIREFIGHTER PARAMEDIC	Rose,Lee	5/16/2016	1C	3	66,360.00	12,542.04	1.00	Reg	2 yrs		
FB0	2019	3000	3102	F	FIREFIGHTER PARAMEDIC	Rustin-Madison,Deante	5/16/2016	1C	3	66,360.00	12,542.04	1.00	Reg	2 yrs		
FB0	2019	3000	3102	F	FIREFIGHTER PARAMEDIC	Sharp,Dylan	5/16/2016	1C	3	66,360.00	12,542.04	1.00	Reg	2 yrs		
FB0	2019	3000	3102	F	FIREFIGHTER PARAMEDIC	Stemen,Matthew	5/16/2016	1C	3	66,360.00	12,542.04	1.00	Reg	2 yrs		
FB0	2019	3000	3102	F	FIREFIGHTER PARAMEDIC	Bumbaugh,Brady	6/1/2015	1C	4	69,058.00	13,051.96	1.00	Reg	3 yrs		
FB0	2019	3000	3102	F	FIREFIGHTER PARAMEDIC	Cole,Kevin	6/15/2015	1C	4	69,058.00	13,051.96	1.00	Reg	3 yrs		
FB0	2019	3000	3102	F	FIREFIGHTER PARAMEDIC	Dailey,Thomas	6/15/2015	1C	4	69,058.00	13,051.96	1.00	Reg	3 yrs		
FB0	2019	3000	3102	F	FIREFIGHTER PARAMEDIC	Frazier Pollard,Nicholas	6/15/2015	1C	4	69,058.00	13,051.96	1.00	Reg	3 yrs		
FB0	2019	3000	3102	F	FIREFIGHTER PARAMEDIC	Hanna,Glenn D	10/16/2017	1C	4	63,664.00	12,032.50	1.00	Reg	1 yrs		
FB0	2019	3000	3102	F	FIREFIGHTER PARAMEDIC	Mastri,G Nicholas	6/15/2015	1C	4	69,058.00	13,051.96	1.00	Reg	3 yrs		
FB0	2019	3000	3102	F	FIREFIGHTER PARAMEDIC	Traunero,Lucas	6/15/2015	1C	4	69,058.00	13,051.96	1.00	Reg	3 yrs		
FB0	2019	3000	3102	F	FIREFIGHTER PARAMEDIC	Boone,Cory	12/2/2013	1C	5	72,836.00	13,766.00	1.00	Reg	5 yrs		
FB0	2019	3000	3102	F	FIREFIGHTER PARAMEDIC	Hooks,Terrika Michelle	12/30/2013	1C	5	72,836.00	13,766.00	1.00	Reg	5 yrs		
FB0	2019	3000	3102	F	FIREFIGHTER PARAMEDIC	Marzette,Melanie A.	9/8/2014	1C	5	72,836.00	13,766.00	1.00	Reg	4 yrs		
FB0	2019	3000	3102	F	FIREFIGHTER PARAMEDIC	Nellis,Eric D	10/6/2014	1C	5	72,836.00	13,766.00	1.00	Reg	4 yrs		
FB0	2019	3000	3102	F	FIREFIGHTER PARAMEDIC	Ragucci,Nicholas R	10/6/2014	1C	5	72,836.00	13,766.00	1.00	Reg	4 yrs		

FB0	2019	3000	3102	F	FIREFIGHTER PARAMEDIC	Reed Jr.,Wayne	7/15/2013	1C	5	72,836.00	13,766.00	1.00	Reg	5 yrs		
FB0	2019	3000	3102	F	FIREFIGHTER PARAMEDIC	Smith,Joshua R	10/6/2014	1C	5	72,836.00	13,766.00	1.00	Reg	4 yrs		
FB0	2019	3000	3102	F	FIREFIGHTER PARAMEDIC	Stocking,Spencer Thomas	12/2/2013	1C	5	72,836.00	13,766.00	1.00	Reg	5 yrs		
FB0	2019	3000	3102	F	FIREFIGHTER PARAMEDIC	Wiley,Jordan M	10/6/2014	1C	5	72,836.00	13,766.00	1.00	Reg	4 yrs		
FB0	2019	3000	3102	F	FIREFIGHTER PARAMEDIC	Williams,Tevin D	12/2/2013	1C	5	72,836.00	13,766.00	1.00	Reg	5 yrs		
FB0	2019	3000	3102	F	FIREFIGHTER PARAMEDIC	Snyderman,Jared M.	2/10/2014	1C	6	76,614.00	14,480.05	1.00	Reg	4 yrs		
FB0	2019	3000	3102	F	FIREFIGHTER PARAMEDIC	Baird,Matthew A	10/12/2010	1C	7	80,389.00	15,193.52	1.00	Reg	8 yrs		
FB0	2019	3000	3102	F	FIREFIGHTER PARAMEDIC	Bernardo,Michael R	10/12/2010	1C	7	80,389.00	15,193.52	1.00	Reg	8 yrs		
FB0	2019	3000	3102	F	FIREFIGHTER PARAMEDIC	Brewster,Christopher P	7/6/2009	1C	7	80,389.00	15,193.52	1.00	Reg	9 yrs		
FB0	2019	3000	3102	F	FIREFIGHTER PARAMEDIC	Brown,Andrew K.	12/7/2009	1C	7	80,389.00	15,193.52	1.00	Reg	9 yrs		
FB0	2019	3000	3102	F	FIREFIGHTER PARAMEDIC	Bulford,Eve L.	12/7/2009	1C	7	80,389.00	15,193.52	1.00	Reg	9 yrs		
FB0	2019	3000	3102	F	FIREFIGHTER PARAMEDIC	Clark,Latisha S	4/7/2003	1C	7	84,408.00	15,953.11	1.00	Reg	15 yrs		
FB0	2019	3000	3102	F	FIREFIGHTER PARAMEDIC	Cutler,Samuel A.	10/12/2010	1C	7	80,389.00	15,193.52	1.00	Reg	8 yrs		
FB0	2019	3000	3102	F	FIREFIGHTER PARAMEDIC	DeMeo,Anthony M.	12/7/2009	1C	7	80,389.00	15,193.52	1.00	Reg	9 yrs		
FB0	2019	3000	3102	F	FIREFIGHTER PARAMEDIC	Gabriele III,Rocco J.	10/12/2010	1C	7	80,389.00	15,193.52	1.00	Reg	8 yrs		
FB0	2019	3000	3102	F	FIREFIGHTER PARAMEDIC	Gay,Kevin L.	12/7/2009	1C	7	80,389.00	15,193.52	1.00	Reg	9 yrs		
FB0	2019	3000	3102	F	FIREFIGHTER PARAMEDIC	Hall,Richard W	10/12/2010	1C	7	80,389.00	15,193.52	1.00	Reg	8 yrs		
FB0	2019	3000	3102	F	FIREFIGHTER PARAMEDIC	Korpon,Jason A	2/2/2009	1C	7	80,389.00	15,193.52	1.00	Reg	9 yrs		
FB0	2019	3000	3102	F	FIREFIGHTER PARAMEDIC	Lara,Rudy A	7/2/2001	1C	7	84,408.00	15,953.11	1.00	Reg	17 yrs		
FB0	2019	3000	3102	F	FIREFIGHTER PARAMEDIC	McClellan Jr.,Michael	10/12/2010	1C	7	80,389.00	15,193.52	1.00	Reg	8 yrs		
FB0	2019	3000	3102	F	FIREFIGHTER PARAMEDIC	McMahan,Derek T.	12/7/2009	1C	7	80,389.00	15,193.52	1.00	Reg	9 yrs		
FB0	2019	3000	3102	F	FIREFIGHTER PARAMEDIC	Pinnix,Jacqueline D.	10/22/2001	1C	7	84,408.00	15,953.11	1.00	Reg	17 yrs		
FB0	2019	3000	3102	F	FIREFIGHTER PARAMEDIC	Shannon,Brian A	10/12/2010	1C	7	80,389.00	15,193.52	1.00	Reg	8 yrs		
FB0	2019	3000	3102	F	FIREFIGHTER PARAMEDIC	Snyders,Chad R	7/6/2009	1C	7	80,389.00	15,193.52	1.00	Reg	9 yrs		
FB0	2019	3000	3102	F	FIREFIGHTER PARAMEDIC	Stadler,Jason F.	12/7/2009	1C	7	80,389.00	15,193.52	1.00	Reg	9 yrs		
FB0	2019	3000	3102	F	FIREFIGHTER PARAMEDIC	Wood,Matthew	7/6/2009	1C	7	80,389.00	15,193.52	1.00	Reg	9 yrs		
FB0	2019	3000	3102	F	FIREFIGHTER PARAMEDIC	Wright,Zakarij M.	12/7/2009	1C	7	80,389.00	15,193.52	1.00	Reg	9 yrs		
FB0	2019	3000	3102	F	FIREFIGHTER PARAMEDIC	Free,Justin	7/24/2006	1C	8	84,163.00	15,906.81	1.00	Reg	12 yrs		
FB0	2019	3000	3102	F	FIREFIGHTER PARAMEDIC	Graham,Sharon	4/7/2003	1C	8	88,371.00	16,702.12	1.00	Reg	15 yrs		
FB0	2019	3000	3102	F	FIREFIGHTER PARAMEDIC	Merryman,Dustin Elliott	1/8/2007	1C	8	84,163.00	15,906.81	1.00	Reg	11 yrs		
FB0	2019	3000	3102	F	FIREFIGHTER PARAMEDIC	Rosebrough,William S.	12/8/2008	1C	8	84,163.00	15,906.81	1.00	Reg	10 yrs		
FB0	2019	3000	3102	F	FIREFIGHTER PARAMEDIC	Salmon,Thrifine A	7/23/2007	1C	8	84,163.00	15,906.81	1.00	Reg	11 yrs		
FB0	2019	3000	3102	F	FIREFIGHTER PARAMEDIC	Stocker,Troy M	10/30/2006	1C	8	84,163.00	15,906.81	1.00	Reg	12 yrs		
FB0	2019	3000	3102	F	FIREFIGHTER PARAMEDIC	Tracy,Sean Patrick	7/23/2007	1C	8	84,163.00	15,906.81	1.00	Reg	11 yrs		
FB0	2019	3000	3102	F	FIREFIGHTER PARAMEDIC	Wasarhaley,Robert E.	12/8/2008	1C	8	84,163.00	15,906.81	1.00	Reg	10 yrs		
FB0	2019	3000	3102	F	FIREFIGHTER PARAMEDIC	Bell,Ricardo A	11/14/2005	1C	9	96,738.00	18,283.48	1.00	Reg	13 yrs		
FB0	2019	3000	3102	F	FIREFIGHTER PARAMEDIC	Blyther,Aaron K	7/31/1989	1C	9	101,136.00	19,114.70	1.00	Reg	29 yrs		
FB0	2019	3000	3102	F	FIREFIGHTER PARAMEDIC	Boozer,Kimberly L	12/15/2003	1C	9	92,341.00	17,452.45	1.00	Reg	15 yrs		
FB0	2019	3000	3102	F	FIREFIGHTER PARAMEDIC	Brown,Kila A	5/7/2001	1C	9	92,341.00	17,452.45	1.00	Reg	17 yrs		
FB0	2019	3000	3102	F	FIREFIGHTER PARAMEDIC	Burton,Oscar K	11/29/2004	1C	9	87,944.00	16,621.42	1.00	Reg	14 yrs		
FB0	2019	3000	3102	F	FIREFIGHTER PARAMEDIC	Campbell,Timothy L	6/3/2013	1C	9	83,756.19	15,829.92	1.00	Reg	5 yrs		
FB0	2019	3000	3102	F	FIREFIGHTER PARAMEDIC	Castner,Christopher L	7/24/2006	1C	9	87,944.00	16,621.42	1.00	Reg	12 yrs		
FB0	2019	3000	3102	F	FIREFIGHTER PARAMEDIC	Clark,Ricardo D	7/31/1989	1C	9	101,136.00	19,114.70	1.00	Reg	29 yrs		
FB0	2019	3000	3102	F	FIREFIGHTER PARAMEDIC	Funnyre,Joseph D	2/18/1997	1C	9	96,738.00	18,283.48	1.00	Reg	21 yrs		
FB0	2019	3000	3102	F	FIREFIGHTER PARAMEDIC	Gee,Dana D	7/18/1988	1C	9	105,533.00	19,945.74	1.00	Reg	30 yrs		
FB0	2019	3000	3102	F	FIREFIGHTER PARAMEDIC	Graham,Derick L	3/8/2004	1C	9	87,944.00	16,621.42	1.00	Reg	14 yrs		
FB0	2019	3000	3102	F	FIREFIGHTER PARAMEDIC	Jackson,Jaimie L	4/7/2003	1C	9	92,341.00	17,452.45	1.00	Reg	15 yrs		
FB0	2019	3000	3102	F	FIREFIGHTER PARAMEDIC	Justin,Tanya	10/4/1992	1C	9	101,136.00	19,114.70	1.00	Reg	26 yrs		
FB0	2019	3000	3102	F	FIREFIGHTER PARAMEDIC	Kramer,Lynette	5/1/2005	1C	9	92,341.00	17,452.45	1.00	Reg	13 yrs		
FB0	2019	3000	3102	F	FIREFIGHTER PARAMEDIC	Peyton,David H	1/28/1991	1C	9	101,136.00	19,114.70	1.00	Reg	27 yrs		
FB0	2019	3000	3102	F	FIREFIGHTER PARAMEDIC	Somuah,Marcella	7/6/1998	1C	9	96,738.00	18,283.48	1.00	Reg	20 yrs		
FB0	2019	3000	3102	F	FIREFIGHTER PARAMEDIC	Deskovich,Peter J	4/27/2009	1D	7	83,086.00	15,703.25	1.00	Reg	9 yrs		
FB0	2019	3000	3102	F	FIREFIGHTER PARAMEDIC - FTO	Boyette,Christopher	5/16/2016	1C	1	69,057.55	13,051.88	1.00	Reg	2 yrs		

FB0	2019	3000	3102	F	FIREFIGHTER PARAMEDIC - FTO	Cassidy,Patrick	9/19/2016	1C	3	69,057.55	13,051.88	1.00	Reg	2 yrs		
FB0	2019	3000	3102	F	FIREFIGHTER PARAMEDIC - FTO	Davis,Steven	5/16/2016	1C	3	69,057.55	13,051.88	1.00	Reg	2 yrs		
FB0	2019	3000	3102	F	FIREFIGHTER PARAMEDIC - FTO	Nguyen,Truc	5/16/2016	1C	3	69,057.55	13,051.88	1.00	Reg	2 yrs		
FB0	2019	3000	3102	F	FIREFIGHTER PARAMEDIC - FTO	Weaver,Tye	5/16/2016	1C	3	66,360.00	12,542.04	1.00	Reg	2 yrs		
FB0	2019	3000	3102	F	FIREFIGHTER PARAMEDIC - FTO	Evans Jr.,Robert	6/15/2015	1C	4	71,755.55	13,561.80	1.00	Reg	3 yrs		
FB0	2019	3000	3102	F	FIREFIGHTER PARAMEDIC - FTO	Schatzman,Kyle	6/15/2015	1C	4	71,755.55	13,561.80	1.00	Reg	3 yrs		
FB0	2019	3000	3102	F	FIREFIGHTER PARAMEDIC - FTO	Tuttle,Samuel S	6/15/2015	1C	4	71,755.55	13,561.80	1.00	Reg	3 yrs		
FB0	2019	3000	3102	F	FIREFIGHTER PARAMEDIC - FTO	Budd,Eric S	10/6/2014	1C	5	75,533.55	14,275.84	1.00	Reg	4 yrs		
FB0	2019	3000	3102	F	FIREFIGHTER PARAMEDIC - FTO	Dalboe,Nicholas	12/2/2013	1C	5	75,533.55	14,275.84	1.00	Reg	5 yrs		
FB0	2019	3000	3102	F	FIREFIGHTER PARAMEDIC - FTO	Grinder,Jonathan D	10/6/2014	1C	5	75,533.55	14,275.84	1.00	Reg	4 yrs		
FB0	2019	3000	3102	F	FIREFIGHTER PARAMEDIC - FTO	Jones,Adrienne	12/2/2013	1C	5	72,836.00	13,766.00	1.00	Reg	5 yrs		
FB0	2019	3000	3102	F	FIREFIGHTER PARAMEDIC - FTO	Jones,Michael	12/2/2013	1C	5	75,533.55	14,275.84	1.00	Reg	5 yrs		
FB0	2019	3000	3102	F	FIREFIGHTER PARAMEDIC - FTO	Murphy,Zachariah M	9/9/2014	1C	5	75,533.55	14,275.84	1.00	Reg	4 yrs		
FB0	2019	3000	3102	F	FIREFIGHTER PARAMEDIC - FTO	Tidaback,Donna	12/2/2013	1C	5	75,533.55	14,275.84	1.00	Reg	5 yrs		
FB0	2019	3000	3102	F	FIREFIGHTER PARAMEDIC - FTO	Washabaugh,John A	9/8/2014	1C	5	75,533.55	14,275.84	1.00	Reg	4 yrs		
FB0	2019	3000	3102	F	FIREFIGHTER PARAMEDIC - FTO	Gerber,Stephen Henry	8/26/2013	1C	6	79,311.55	14,989.88	1.00	Reg	5 yrs		
FB0	2019	3000	3102	F	FIREFIGHTER PARAMEDIC - FTO	Hinz,August D	8/26/2013	1C	6	79,311.55	14,989.88	1.00	Reg	5 yrs		
FB0	2019	3000	3102	F	FIREFIGHTER PARAMEDIC - FTO	Long,Kenneth W	8/26/2013	1C	6	79,311.55	14,989.88	1.00	Reg	5 yrs		
FB0	2019	3000	3102	F	FIREFIGHTER PARAMEDIC - FTO	Mokracek,Matthew D	8/26/2013	1C	6	76,614.00	14,480.05	1.00	Reg	5 yrs		
FB0	2019	3000	3102	F	FIREFIGHTER PARAMEDIC - FTO	Ca' Merono,Chazzreno	4/13/2009	1C	7	83,086.55	15,703.36	1.00	Reg	9 yrs		
FB0	2019	3000	3102	F	FIREFIGHTER PARAMEDIC - FTO	Chase,Andrew B.	6/26/2006	1C	7	83,086.55	15,703.36	1.00	Reg	12 yrs		
FB0	2019	3000	3102	F	FIREFIGHTER PARAMEDIC - FTO	Gilbert,Sabrina O	7/19/1999	1C	7	87,105.55	16,462.95	1.00	Reg	19 yrs		
FB0	2019	3000	3102	F	FIREFIGHTER PARAMEDIC - FTO	Patterson,Natalie L	4/7/2003	1C	7	87,105.55	16,462.95	1.00	Reg	15 yrs		
FB0	2019	3000	3102	F	FIREFIGHTER PARAMEDIC - FTO	Perry,Brian A.	12/7/2009	1C	7	83,086.55	15,703.36	1.00	Reg	9 yrs		
FB0	2019	3000	3102	F	FIREFIGHTER PARAMEDIC - FTO	Schott,David T	7/6/2009	1C	7	83,086.55	15,703.36	1.00	Reg	9 yrs		
FB0	2019	3000	3102	F	FIREFIGHTER PARAMEDIC - FTO	Grace,Matthew Eric	1/8/2007	1C	8	86,860.55	16,416.64	1.00	Reg	11 yrs		
FB0	2019	3000	3102	F	FIREFIGHTER PARAMEDIC - FTO	Harrington,Sean P	3/17/2008	1C	8	86,860.55	16,416.64	1.00	Reg	10 yrs		
FB0	2019	3000	3102	F	FIREFIGHTER PARAMEDIC - FTO	Lottes,Daniel A	9/17/2007	1C	8	84,163.00	15,906.81	1.00	Reg	11 yrs		
FB0	2019	3000	3102	F	FIREFIGHTER PARAMEDIC - FTO	Schlegel,Steven J	3/17/2008	1C	8	86,860.55	16,416.64	1.00	Reg	10 yrs		
FB0	2019	3000	3102	F	FIREFIGHTER PARAMEDIC - FTO	Turner,Melissa Y	4/7/2003	1C	8	91,068.55	17,211.96	1.00	Reg	15 yrs		
FB0	2019	3000	3102	F	FIREFIGHTER PARAMEDIC - FTO	Brown,David A.	10/3/2005	1C	9	90,641.55	17,131.25	1.00	Reg	13 yrs		
FB0	2019	3000	3102	F	FIREFIGHTER PARAMEDIC - FTO	Goodyear,Robert D	7/31/1989	1C	9	103,833.55	19,624.54	1.00	Reg	29 yrs		
FB0	2019	3000	3102	F	FIREFIGHTER PARAMEDIC - FTO	Sanders,David L.	10/10/2000	1C	9	95,038.55	17,962.29	1.00	Reg	18 yrs		
FB0	2019	3000	3102	F	FIREFIGHTER PARAMEDIC TECH	Sanchez,Armando	4/18/2017	1C	2	63,664.00	12,032.50	1.00	Reg	1 yrs		
FB0	2019	3000	3102	F	FIREFIGHTER PARAMEDIC TECH	Brooks,Alethea V.	12/7/2009	1D	7	83,086.00	15,703.25	1.00	Reg	9 yrs		
FB0	2019	3000	3102	F	FIREFIGHTER PARAMEDIC TECH	Auerbach,David C.	7/16/2001	1D	9	95,174.00	17,987.89	1.00	Reg	17 yrs		
FB0	2019	3000	3102	F	FIREFIGHTER PARAMEDIC TECH	Contreras,Arturo A	5/1/2005	1D	9	104,238.00	19,700.98	1.00	Reg	13 yrs		
FB0	2019	3000	3102	F	FIREFIGHTER PARAMEDIC TECH	Flammang,Ryan E	3/20/2006	1D	9	90,642.00	17,131.34	1.00	Reg	12 yrs		
FB0	2019	3000	3102	F	FIREFIGHTER PARAMEDIC TECH	Moore,Scott L	3/20/2006	1D	9	90,642.00	17,131.34	1.00	Reg	12 yrs		
FB0	2019	3000	3102	F	FIREFIGHTER TECH	Swerdlow,Paul	7/29/2013	1	5	64,745.00	12,236.81	1.00	Reg	5 yrs		
FB0	2019	3000	3102	F	FIREFIGHTER TECH	Jackson,William	7/29/2013	1B	5	67,440.00	12,746.16	1.00	Reg	5 yrs		
FB0	2019	3000	3102	F	FIREFIGHTER TECH	Brown,Kevin	10/9/2012	1B	6	71,219.00	13,460.39	1.00	Reg	6 yrs		
FB0	2019	3000	3102	F	FIREFIGHTER TECH	Green,Deamonte	11/7/2011	1B	6	71,219.00	13,460.39	1.00	Reg	7 yrs		
FB0	2019	3000	3102	F	FIREFIGHTER TECH	Jones,Marquet	11/7/2011	1B	6	71,219.00	13,460.39	1.00	Reg	7 yrs		
FB0	2019	3000	3102	F	FIREFIGHTER TECH	Bender,Curtis Ray	4/27/2009	1B	7	74,993.00	14,173.68	1.00	Reg	9 yrs		
FB0	2019	3000	3102	F	FIREFIGHTER TECH	Bilotti,Jeremy Samuel	10/12/2010	1B	7	74,993.00	14,173.68	1.00	Reg	8 yrs		
FB0	2019	3000	3102	F	FIREFIGHTER TECH	Bowen,Brian F	10/12/2010	1B	7	74,993.00	14,173.68	1.00	Reg	8 yrs		
FB0	2019	3000	3102	F	FIREFIGHTER TECH	Butler,James E	4/27/2009	1B	7	74,993.00	14,173.68	1.00	Reg	9 yrs		
FB0	2019	3000	3102	F	FIREFIGHTER TECH	Dolinger,Michael J	10/12/2010	1B	7	74,993.00	14,173.68	1.00	Reg	8 yrs		
FB0	2019	3000	3102	F	FIREFIGHTER TECH	Dubon,Jesse V	10/12/2010	1B	7	74,993.00	14,173.68	1.00	Reg	8 yrs		
FB0	2019	3000	3102	F	FIREFIGHTER TECH	Fletcher,Donte D	10/12/2010	1B	7	74,993.00	14,173.68	1.00	Reg	8 yrs		
FB0	2019	3000	3102	F	FIREFIGHTER TECH	Hidalgo,Jose A	10/12/2010	1B	7	74,993.00	14,173.68	1.00	Reg	8 yrs		
FB0	2019	3000	3102	F	FIREFIGHTER TECH	Highsmith,Ernest	4/27/2009	1B	7	74,993.00	14,173.68	1.00	Reg	9 yrs		

FB0	2019	3000	3102	F	FIREFIGHTER TECH	Jeffery IV,Alfred	4/27/2009	1B	7	74,993.00	14,173.68	1.00	Reg	9 yrs		
FB0	2019	3000	3102	F	FIREFIGHTER TECH	Leone,Scott J	10/12/2010	1B	7	74,993.00	14,173.68	1.00	Reg	8 yrs		
FB0	2019	3000	3102	F	FIREFIGHTER TECH	Womack Jr.,Larry	9/15/2008	1B	7	74,993.00	14,173.68	1.00	Reg	10 yrs		
FB0	2019	3000	3102	F	FIREFIGHTER TECH	Artz,Randolph Stuart	9/17/2007	1B	8	78,767.00	14,886.96	1.00	Reg	11 yrs		
FB0	2019	3000	3102	F	FIREFIGHTER TECH	Baldwin,Timothy A	10/30/2006	1B	8	78,767.00	14,886.96	1.00	Reg	12 yrs		
FB0	2019	3000	3102	F	FIREFIGHTER TECH	Ball,Jeremiah N.	9/15/2008	1B	8	78,767.00	14,886.96	1.00	Reg	10 yrs		
FB0	2019	3000	3102	F	FIREFIGHTER TECH	Bauer,Joshua Aaron	4/2/2007	1B	8	78,767.00	14,886.96	1.00	Reg	11 yrs		
FB0	2019	3000	3102	F	FIREFIGHTER TECH	Bedsaul,Kristina Noell	10/30/2006	1B	8	78,767.00	14,886.96	1.00	Reg	12 yrs		
FB0	2019	3000	3102	F	FIREFIGHTER TECH	Bedsaul,Nicholas	4/30/2007	1B	8	78,767.00	14,886.96	1.00	Reg	11 yrs		
FB0	2019	3000	3102	F	FIREFIGHTER TECH	Blevins,Scott A.	4/30/2007	1B	8	78,767.00	14,886.96	1.00	Reg	11 yrs		
FB0	2019	3000	3102	F	FIREFIGHTER TECH	BRADY Jr.,DENNIS P	7/23/2007	1B	8	78,767.00	14,886.96	1.00	Reg	11 yrs		
FB0	2019	3000	3102	F	FIREFIGHTER TECH	Carroll,Hasan J	8/20/2007	1B	8	78,767.00	14,886.96	1.00	Reg	11 yrs		
FB0	2019	3000	3102	F	FIREFIGHTER TECH	Catlett,Wendell	4/17/2007	1B	8	78,767.00	14,886.96	1.00	Reg	11 yrs		
FB0	2019	3000	3102	F	FIREFIGHTER TECH	Corkran,Adam B.	10/29/2007	1B	8	78,767.00	14,886.96	1.00	Reg	11 yrs		
FB0	2019	3000	3102	F	FIREFIGHTER TECH	Cunningham,Richard S	8/20/2007	1B	8	78,767.00	14,886.96	1.00	Reg	11 yrs		
FB0	2019	3000	3102	F	FIREFIGHTER TECH	Davis Warfield,Melissa L.	7/23/2007	1B	8	78,767.00	14,886.96	1.00	Reg	11 yrs		
FB0	2019	3000	3102	F	FIREFIGHTER TECH	Disbrow,David L.	3/17/2008	1B	8	78,767.00	14,886.96	1.00	Reg	10 yrs		
FB0	2019	3000	3102	F	FIREFIGHTER TECH	Dufresne,Christopher Micha	10/30/2006	1B	8	78,767.00	14,886.96	1.00	Reg	12 yrs		
FB0	2019	3000	3102	F	FIREFIGHTER TECH	Fuertes,Matthew Robert	7/23/2007	1B	8	78,767.00	14,886.96	1.00	Reg	11 yrs		
FB0	2019	3000	3102	F	FIREFIGHTER TECH	Gerdy,Daniel S.	4/2/2007	1B	8	78,767.00	14,886.96	1.00	Reg	11 yrs		
FB0	2019	3000	3102	F	FIREFIGHTER TECH	Gibson Jr.,Stephen M.	9/15/2008	1B	8	78,767.00	14,886.96	1.00	Reg	10 yrs		
FB0	2019	3000	3102	F	FIREFIGHTER TECH	Gordon,Frederick Matthew	1/8/2007	1B	8	78,767.00	14,886.96	1.00	Reg	11 yrs		
FB0	2019	3000	3102	F	FIREFIGHTER TECH	Hartlove,Alan M.	3/17/2008	1B	8	78,767.00	14,886.96	1.00	Reg	10 yrs		
FB0	2019	3000	3102	F	FIREFIGHTER TECH	Janosko,Kathleen E.	7/23/2007	1B	8	78,767.00	14,886.96	1.00	Reg	11 yrs		
FB0	2019	3000	3102	F	FIREFIGHTER TECH	Johnson,Mark J.	9/15/2008	1B	8	78,767.00	14,886.96	1.00	Reg	10 yrs		
FB0	2019	3000	3102	F	FIREFIGHTER TECH	Jones,Lawrence E	10/29/2007	1B	8	78,767.00	14,886.96	1.00	Reg	11 yrs		
FB0	2019	3000	3102	F	FIREFIGHTER TECH	Landi,John R	4/30/2007	1B	8	78,767.00	14,886.96	1.00	Reg	11 yrs		
FB0	2019	3000	3102	F	FIREFIGHTER TECH	Lemons,Brandon D	1/7/2008	1B	8	78,767.00	14,886.96	1.00	Reg	10 yrs		
FB0	2019	3000	3102	F	FIREFIGHTER TECH	Lenyk,Justin W	1/8/2007	1B	8	78,767.00	14,886.96	1.00	Reg	11 yrs		
FB0	2019	3000	3102	F	FIREFIGHTER TECH	Loving Jr.,Michael S	7/23/2007	1B	8	78,767.00	14,886.96	1.00	Reg	11 yrs		
FB0	2019	3000	3102	F	FIREFIGHTER TECH	McClellan,Joshua E	8/20/2007	1B	8	78,767.00	14,886.96	1.00	Reg	11 yrs		
FB0	2019	3000	3102	F	FIREFIGHTER TECH	McIntyre,Matthew Robert	7/23/2007	1B	8	78,767.00	14,886.96	1.00	Reg	11 yrs		
FB0	2019	3000	3102	F	FIREFIGHTER TECH	McVey,Kevin Connelly	4/17/2007	1B	8	78,767.00	14,886.96	1.00	Reg	11 yrs		
FB0	2019	3000	3102	F	FIREFIGHTER TECH	O'neil,John Paul	7/23/2007	1B	8	78,767.00	14,886.96	1.00	Reg	11 yrs		
FB0	2019	3000	3102	F	FIREFIGHTER TECH	Owens,Derrell J.	7/23/2007	1B	8	78,767.00	14,886.96	1.00	Reg	11 yrs		
FB0	2019	3000	3102	F	FIREFIGHTER TECH	Phillips,Joshua Thomas	1/8/2007	1B	8	78,767.00	14,886.96	1.00	Reg	11 yrs		
FB0	2019	3000	3102	F	FIREFIGHTER TECH	Pinto,Christopher Joseph	1/8/2007	1B	8	78,767.00	14,886.96	1.00	Reg	11 yrs		
FB0	2019	3000	3102	F	FIREFIGHTER TECH	Poe,Duane	4/2/2007	1B	8	78,767.00	14,886.96	1.00	Reg	11 yrs		
FB0	2019	3000	3102	F	FIREFIGHTER TECH	Rutter,Christopher M.	7/23/2007	1B	8	78,767.00	14,886.96	1.00	Reg	11 yrs		
FB0	2019	3000	3102	F	FIREFIGHTER TECH	Slonaker,Andrew M.	8/20/2007	1B	8	78,767.00	14,886.96	1.00	Reg	11 yrs		
FB0	2019	3000	3102	F	FIREFIGHTER TECH	Smith,David A	4/30/2007	1B	8	78,767.00	14,886.96	1.00	Reg	11 yrs		
FB0	2019	3000	3102	F	FIREFIGHTER TECH	Tate,Joseph M	10/29/2007	1B	8	78,767.00	14,886.96	1.00	Reg	11 yrs		
FB0	2019	3000	3102	F	FIREFIGHTER TECH	Thomas,Demitrius D	4/30/2007	1B	8	78,767.00	14,886.96	1.00	Reg	11 yrs		
FB0	2019	3000	3102	F	FIREFIGHTER TECH	Tombras,Alexandros John	1/8/2007	1B	8	78,767.00	14,886.96	1.00	Reg	11 yrs		
FB0	2019	3000	3102	F	FIREFIGHTER TECH	Verner,Levi C	9/15/2008	1B	8	78,767.00	14,886.96	1.00	Reg	10 yrs		
FB0	2019	3000	3102	F	FIREFIGHTER TECH	Weimer,Shaun A.	4/30/2007	1B	8	78,767.00	14,886.96	1.00	Reg	11 yrs		
FB0	2019	3000	3102	F	FIREFIGHTER TECH	Wells,Kenneth M	7/23/2007	1B	8	78,767.00	14,886.96	1.00	Reg	11 yrs		
FB0	2019	3000	3102	F	FIREFIGHTER TECH	Whalen Jr.,Richard M	10/29/2007	1B	8	78,767.00	14,886.96	1.00	Reg	11 yrs		
FB0	2019	3000	3102	F	FIREFIGHTER TECH	Wilkinson,John A	9/17/2007	1B	8	78,767.00	14,886.96	1.00	Reg	11 yrs		
FB0	2019	3000	3102	F	FIREFIGHTER TECH	Wilson Jr.,Glenn D	4/17/2007	1B	8	78,767.00	14,886.96	1.00	Reg	11 yrs		
FB0	2019	3000	3102	F	FIREFIGHTER TECH	Young,Howard M.	9/15/2008	1B	8	78,767.00	14,886.96	1.00	Reg	10 yrs		
FB0	2019	3000	3102	F	FIREFIGHTER TECH	Allen,Justin B.	10/10/2000	1B	9	86,678.00	16,382.14	1.00	Reg	18 yrs		
FB0	2019	3000	3102	F	FIREFIGHTER TECH	Archie,Dana S	5/3/1992	1B	9	94,933.00	17,942.34	1.00	Reg	26 yrs		

FB0	2019	3000	3102	F	FIREFIGHTER TECH	Arrington,Kevin A	7/1/1991	1B	9	94,933.00	17,942.34	1.00	Reg	27 yrs		
FB0	2019	3000	3102	F	FIREFIGHTER TECH	Ashelford,James R	2/12/1989	1B	9	94,933.00	17,942.34	1.00	Reg	29 yrs		
FB0	2019	3000	3102	F	FIREFIGHTER TECH	Austin,Kenneth J	7/1/1991	1B	9	94,933.00	17,942.34	1.00	Reg	27 yrs		
FB0	2019	3000	3102	F	FIREFIGHTER TECH	Baka,Joseph C	6/29/1992	1B	9	94,933.00	17,942.34	1.00	Reg	26 yrs		
FB0	2019	3000	3102	F	FIREFIGHTER TECH	Ballard,David L	6/29/1992	1B	9	90,805.00	17,162.15	1.00	Reg	26 yrs		
FB0	2019	3000	3102	F	FIREFIGHTER TECH	Basinger,Scott T.	3/26/2001	1B	9	86,678.00	16,382.14	1.00	Reg	17 yrs		
FB0	2019	3000	3102	F	FIREFIGHTER TECH	Batdorff,Stephen T.	4/10/2000	1B	9	86,678.00	16,382.14	1.00	Reg	18 yrs		
FB0	2019	3000	3102	F	FIREFIGHTER TECH	Bieler,Jay R	3/8/1992	1B	9	94,933.00	17,942.34	1.00	Reg	26 yrs		
FB0	2019	3000	3102	F	FIREFIGHTER TECH	Bobo,James A	4/7/2003	1B	9	86,678.00	16,382.14	1.00	Reg	15 yrs		
FB0	2019	3000	3102	F	FIREFIGHTER TECH	Braxton,Carlos K	10/4/1992	1B	9	94,933.00	17,942.34	1.00	Reg	26 yrs		
FB0	2019	3000	3102	F	FIREFIGHTER TECH	Brewster,Chandell O	10/17/2004	1B	9	82,550.00	15,601.95	1.00	Reg	14 yrs		
FB0	2019	3000	3102	F	FIREFIGHTER TECH	Bright,Joseph A	3/11/1991	1B	9	94,933.00	17,942.34	1.00	Reg	27 yrs		
FB0	2019	3000	3102	F	FIREFIGHTER TECH	Brooke III,George R	6/14/2004	1B	9	82,550.00	15,601.95	1.00	Reg	14 yrs		
FB0	2019	3000	3102	F	FIREFIGHTER TECH	Brown,Claude H	7/31/1989	1B	9	94,933.00	17,942.34	1.00	Reg	29 yrs		
FB0	2019	3000	3102	F	FIREFIGHTER TECH	Bureau,Jay L.	4/10/2000	1B	9	86,678.00	16,382.14	1.00	Reg	18 yrs		
FB0	2019	3000	3102	F	FIREFIGHTER TECH	Busi,James M	6/14/2004	1B	9	82,550.00	15,601.95	1.00	Reg	14 yrs		
FB0	2019	3000	3102	F	FIREFIGHTER TECH	Busl,Thomas A	12/18/2000	1B	9	86,678.00	16,382.14	1.00	Reg	18 yrs		
FB0	2019	3000	3102	F	FIREFIGHTER TECH	Butler,Arthenious D	12/15/2003	1B	9	86,678.00	16,382.14	1.00	Reg	15 yrs		
FB0	2019	3000	3102	F	FIREFIGHTER TECH	Butler,Toiland D	4/7/2003	1B	9	86,678.00	16,382.14	1.00	Reg	15 yrs		
FB0	2019	3000	3102	F	FIREFIGHTER TECH	Byers,James D	12/18/2000	1B	9	86,678.00	16,382.14	1.00	Reg	18 yrs		
FB0	2019	3000	3102	F	FIREFIGHTER TECH	Cabico,Ronald Allan e	1/27/1991	1B	9	94,933.00	17,942.34	1.00	Reg	27 yrs		
FB0	2019	3000	3102	F	FIREFIGHTER TECH	Carey,Patrick M	10/10/2000	1B	9	86,678.00	16,382.14	1.00	Reg	18 yrs		
FB0	2019	3000	3102	F	FIREFIGHTER TECH	Carroll III,Thomas F.	10/10/2000	1B	9	86,678.00	16,382.14	1.00	Reg	18 yrs		
FB0	2019	3000	3102	F	FIREFIGHTER TECH	Cary,Alfie A	7/18/1988	1B	9	94,933.00	17,942.34	1.00	Reg	30 yrs		
FB0	2019	3000	3102	F	FIREFIGHTER TECH	Casar Jr.,James k	4/19/2004	1B	9	82,550.00	15,601.95	1.00	Reg	14 yrs		
FB0	2019	3000	3102	F	FIREFIGHTER TECH	Caton,Matthew L	10/16/2006	1B	9	82,550.00	15,601.95	1.00	Reg	12 yrs		
FB0	2019	3000	3102	F	FIREFIGHTER TECH	Chamberlain Jr.,Robert K	1/3/2000	1B	9	86,678.00	16,382.14	1.00	Reg	18 yrs		
FB0	2019	3000	3102	F	FIREFIGHTER TECH	Chapman,Wayne K	6/29/1992	1B	9	94,933.00	17,942.34	1.00	Reg	26 yrs		
FB0	2019	3000	3102	F	FIREFIGHTER TECH	Charland,Andrew T	7/6/1998	1B	9	90,805.00	17,162.15	1.00	Reg	20 yrs		
FB0	2019	3000	3102	F	FIREFIGHTER TECH	Chisholm,Joseph N	1/27/1991	1B	9	94,933.00	17,942.34	1.00	Reg	27 yrs		
FB0	2019	3000	3102	F	FIREFIGHTER TECH	Clark Jr.,George E	12/16/2002	1B	9	86,678.00	16,382.14	1.00	Reg	16 yrs		
FB0	2019	3000	3102	F	FIREFIGHTER TECH	Clark,Curtis J	12/13/1992	1B	9	94,933.00	17,942.34	1.00	Reg	26 yrs		
FB0	2019	3000	3102	F	FIREFIGHTER TECH	Clark,Thomas N	11/28/2005	1B	9	86,678.00	16,382.14	1.00	Reg	13 yrs		
FB0	2019	3000	3102	F	FIREFIGHTER TECH	Clary Jr.,Alfonso C	6/29/1992	1B	9	90,805.00	17,162.15	1.00	Reg	26 yrs		
FB0	2019	3000	3102	F	FIREFIGHTER TECH	Clime,Douglas E	6/14/2004	1B	9	82,550.00	15,601.95	1.00	Reg	14 yrs		
FB0	2019	3000	3102	F	FIREFIGHTER TECH	Colbert,Mark R	12/15/2003	1B	9	86,678.00	16,382.14	1.00	Reg	15 yrs		
FB0	2019	3000	3102	F	FIREFIGHTER TECH	Croson,William W	5/16/1994	1B	9	90,805.00	17,162.15	1.00	Reg	24 yrs		
FB0	2019	3000	3102	F	FIREFIGHTER TECH	Crudup,Mario O	3/8/2004	1B	9	82,550.00	15,601.95	1.00	Reg	14 yrs		
FB0	2019	3000	3102	F	FIREFIGHTER TECH	Cunningham,Christopher M	8/9/2004	1B	9	82,550.00	15,601.95	1.00	Reg	14 yrs		
FB0	2019	3000	3102	F	FIREFIGHTER TECH	Dawkins,Jeffrey A	9/9/2002	1B	9	86,678.00	16,382.14	1.00	Reg	16 yrs		
FB0	2019	3000	3102	F	FIREFIGHTER TECH	Deems,Michael A.	10/10/2000	1B	9	86,678.00	16,382.14	1.00	Reg	18 yrs		
FB0	2019	3000	3102	F	FIREFIGHTER TECH	Dennis,David R.	3/26/2001	1B	9	86,678.00	16,382.14	1.00	Reg	17 yrs		
FB0	2019	3000	3102	F	FIREFIGHTER TECH	Desilva,Sydney S	7/31/1989	1B	9	94,933.00	17,942.34	1.00	Reg	29 yrs		
FB0	2019	3000	3102	F	FIREFIGHTER TECH	Devine,Kevin M.	10/10/2000	1B	9	86,678.00	16,382.14	1.00	Reg	18 yrs		
FB0	2019	3000	3102	F	FIREFIGHTER TECH	Dickey,Margaret K.	1/3/2000	1B	9	86,678.00	16,382.14	1.00	Reg	18 yrs		
FB0	2019	3000	3102	F	FIREFIGHTER TECH	Diehl,Anthony L	12/15/2003	1B	9	86,678.00	16,382.14	1.00	Reg	15 yrs		
FB0	2019	3000	3102	F	FIREFIGHTER TECH	Dominick,Duane	1/28/1991	1B	9	94,933.00	17,942.34	1.00	Reg	27 yrs		
FB0	2019	3000	3102	F	FIREFIGHTER TECH	Durham Sr.,Tyrone A	4/17/1995	1B	9	90,805.00	17,162.15	1.00	Reg	23 yrs		
FB0	2019	3000	3102	F	FIREFIGHTER TECH	Eastman,Keith L	12/18/2000	1B	9	86,678.00	16,382.14	1.00	Reg	18 yrs		
FB0	2019	3000	3102	F	FIREFIGHTER TECH	Eichholz,Steven D	12/18/2000	1B	9	86,678.00	16,382.14	1.00	Reg	18 yrs		
FB0	2019	3000	3102	F	FIREFIGHTER TECH	Evans,Marc A	4/17/1995	1B	9	90,805.00	17,162.15	1.00	Reg	23 yrs		
FB0	2019	3000	3102	F	FIREFIGHTER TECH	Fernandez,Antonio P	8/21/1995	1B	9	90,805.00	17,162.15	1.00	Reg	23 yrs		
FB0	2019	3000	3102	F	FIREFIGHTER TECH	Fitzgerald,John T	10/16/2006	1B	9	82,550.00	15,601.95	1.00	Reg	12 yrs		

FB0	2019	3000	3102	F	FIREFIGHTER TECH	Fitzpatrick,Glenn	10/20/2003	1B	9	86,678.00	16,382.14	1.00	Reg	15 yrs		
FB0	2019	3000	3102	F	FIREFIGHTER TECH	Foster,Matthew B	6/28/1992	1B	9	94,933.00	17,942.34	1.00	Reg	26 yrs		
FB0	2019	3000	3102	F	FIREFIGHTER TECH	Frazier,Kevin J	4/17/1995	1B	9	90,805.00	17,162.15	1.00	Reg	23 yrs		
FB0	2019	3000	3102	F	FIREFIGHTER TECH	Freeland,Jeffrey E	12/17/1990	1B	9	94,933.00	17,942.34	1.00	Reg	28 yrs		
FB0	2019	3000	3102	F	FIREFIGHTER TECH	Fulcher,Michael J	7/1/1991	1B	9	94,933.00	17,942.34	1.00	Reg	27 yrs		
FB0	2019	3000	3102	F	FIREFIGHTER TECH	Gibson Jr.,Percy C	9/30/1996	1B	9	90,805.00	17,162.15	1.00	Reg	22 yrs		
FB0	2019	3000	3102	F	FIREFIGHTER TECH	Goldsmith Jr,David V	3/8/2004	1B	9	82,550.00	15,601.95	1.00	Reg	14 yrs		
FB0	2019	3000	3102	F	FIREFIGHTER TECH	Goodwin,Robert S	3/8/2004	1B	9	82,550.00	15,601.95	1.00	Reg	14 yrs		
FB0	2019	3000	3102	F	FIREFIGHTER TECH	Graham,Alex D	9/9/2002	1B	9	86,678.00	16,382.14	1.00	Reg	16 yrs		
FB0	2019	3000	3102	F	FIREFIGHTER TECH	Green Jr.,Michael	9/30/1996	1B	9	90,805.00	17,162.15	1.00	Reg	22 yrs		
FB0	2019	3000	3102	F	FIREFIGHTER TECH	Green,Jerome J	10/30/1995	1B	9	90,805.00	17,162.15	1.00	Reg	23 yrs		
FB0	2019	3000	3102	F	FIREFIGHTER TECH	Hansford,Michael K	4/17/1995	1B	9	90,805.00	17,162.15	1.00	Reg	23 yrs		
FB0	2019	3000	3102	F	FIREFIGHTER TECH	Harris,David C.	12/18/2000	1B	9	86,678.00	16,382.14	1.00	Reg	18 yrs		
FB0	2019	3000	3102	F	FIREFIGHTER TECH	Harvell,Jarratt E	10/16/2006	1B	9	82,550.00	15,601.95	1.00	Reg	12 yrs		
FB0	2019	3000	3102	F	FIREFIGHTER TECH	Hearne,Robert O	10/17/2004	1B	9	82,550.00	15,601.95	1.00	Reg	14 yrs		
FB0	2019	3000	3102	F	FIREFIGHTER TECH	Hebert,Christopher W.	1/3/2000	1B	9	86,678.00	16,382.14	1.00	Reg	18 yrs		
FB0	2019	3000	3102	F	FIREFIGHTER TECH	Heflin,Jayne M	9/9/2002	1B	9	86,678.00	16,382.14	1.00	Reg	16 yrs		
FB0	2019	3000	3102	F	FIREFIGHTER TECH	Hicks Jr.,Donald A	7/18/1988	1B	9	94,933.00	17,942.34	1.00	Reg	30 yrs		
FB0	2019	3000	3102	F	FIREFIGHTER TECH	Hines,Ronald E.	7/2/2001	1B	9	86,678.00	16,382.14	1.00	Reg	17 yrs		
FB0	2019	3000	3102	F	FIREFIGHTER TECH	Holmes,Toree L	7/18/1988	1B	9	94,933.00	17,942.34	1.00	Reg	30 yrs		
FB0	2019	3000	3102	F	FIREFIGHTER TECH	Holston,Bernard T	7/2/1990	1B	9	94,933.00	17,942.34	1.00	Reg	28 yrs		
FB0	2019	3000	3102	F	FIREFIGHTER TECH	Hopkins,Kirk D	6/29/1992	1B	9	90,805.00	17,162.15	1.00	Reg	26 yrs		
FB0	2019	3000	3102	F	FIREFIGHTER TECH	Humphrey III,Robert E	4/7/2003	1B	9	86,678.00	16,382.14	1.00	Reg	15 yrs		
FB0	2019	3000	3102	F	FIREFIGHTER TECH	Hyde,James A	7/8/1996	1B	9	90,805.00	17,162.15	1.00	Reg	22 yrs		
FB0	2019	3000	3102	F	FIREFIGHTER TECH	Iscoa,Francisco	10/10/2000	1B	9	86,678.00	16,382.14	1.00	Reg	18 yrs		
FB0	2019	3000	3102	F	FIREFIGHTER TECH	Isley,Carlos D	4/3/2006	1B	9	82,550.00	15,601.95	1.00	Reg	12 yrs		
FB0	2019	3000	3102	F	FIREFIGHTER TECH	Isley,Michael T	3/8/1992	1B	9	94,933.00	17,942.34	1.00	Reg	26 yrs		
FB0	2019	3000	3102	F	FIREFIGHTER TECH	Jackson,Damien M	11/14/2004	1B	9	82,550.00	15,601.95	1.00	Reg	14 yrs		
FB0	2019	3000	3102	F	FIREFIGHTER TECH	Jefferson III,Archie	7/18/1988	1B	9	94,933.00	17,942.34	1.00	Reg	30 yrs		
FB0	2019	3000	3102	F	FIREFIGHTER TECH	Jett,Anthony D	4/10/2000	1B	9	86,678.00	16,382.14	1.00	Reg	18 yrs		
FB0	2019	3000	3102	F	FIREFIGHTER TECH	Johnson,Christopher	10/14/1986	1B	9	99,060.00	18,722.34	1.00	Reg	32 yrs		
FB0	2019	3000	3102	F	FIREFIGHTER TECH	Johnson,Joseph W	1/26/2004	1B	9	82,550.00	15,601.95	1.00	Reg	14 yrs		
FB0	2019	3000	3102	F	FIREFIGHTER TECH	Johnson,Shanita M.	12/18/2000	1B	9	86,678.00	16,382.14	1.00	Reg	18 yrs		
FB0	2019	3000	3102	F	FIREFIGHTER TECH	Jones,Eric W	6/14/2004	1B	9	82,550.00	15,601.95	1.00	Reg	14 yrs		
FB0	2019	3000	3102	F	FIREFIGHTER TECH	Keelan,Thomas W	4/17/1995	1B	9	90,805.00	17,162.15	1.00	Reg	23 yrs		
FB0	2019	3000	3102	F	FIREFIGHTER TECH	Keenan,William C	4/7/2003	1B	9	86,678.00	16,382.14	1.00	Reg	15 yrs		
FB0	2019	3000	3102	F	FIREFIGHTER TECH	Kendrick,Kyle J	11/29/2004	1B	9	82,550.00	15,601.95	1.00	Reg	14 yrs		
FB0	2019	3000	3102	F	FIREFIGHTER TECH	Knaggs,Michael V	5/27/1997	1B	9	90,805.00	17,162.15	1.00	Reg	21 yrs		
FB0	2019	3000	3102	F	FIREFIGHTER TECH	Kolarick,Eric S	10/16/2006	1B	9	82,550.00	15,601.95	1.00	Reg	12 yrs		
FB0	2019	3000	3102	F	FIREFIGHTER TECH	Kramer,Blair W	12/8/1997	1B	9	90,805.00	17,162.15	1.00	Reg	21 yrs		
FB0	2019	3000	3102	F	FIREFIGHTER TECH	Labille,Thomas C	12/14/1992	1B	9	94,933.00	17,942.34	1.00	Reg	26 yrs		
FB0	2019	3000	3102	F	FIREFIGHTER TECH	Ladd,Brian F	12/16/2002	1B	9	86,678.00	16,382.14	1.00	Reg	16 yrs		
FB0	2019	3000	3102	F	FIREFIGHTER TECH	Lancaster,Michael A	9/25/2000	1B	9	94,933.00	17,942.34	1.00	Reg	18 yrs		
FB0	2019	3000	3102	F	FIREFIGHTER TECH	Latimer,John E.	3/28/2001	1B	9	86,678.00	16,382.14	1.00	Reg	17 yrs		
FB0	2019	3000	3102	F	FIREFIGHTER TECH	Lewis,Mark E	1/28/1991	1B	9	94,933.00	17,942.34	1.00	Reg	27 yrs		
FB0	2019	3000	3102	F	FIREFIGHTER TECH	Lignelli,Kevin J	3/31/1997	1B	9	90,805.00	17,162.15	1.00	Reg	21 yrs		
FB0	2019	3000	3102	F	FIREFIGHTER TECH	Logan,Kevin B	2/13/1989	1B	9	94,933.00	17,942.34	1.00	Reg	29 yrs		
FB0	2019	3000	3102	F	FIREFIGHTER TECH	Lowe,Charles V	10/20/2003	1B	9	82,550.00	15,601.95	1.00	Reg	15 yrs		
FB0	2019	3000	3102	F	FIREFIGHTER TECH	Macleod,Scott E	1/26/2004	1B	9	82,550.00	15,601.95	1.00	Reg	14 yrs		
FB0	2019	3000	3102	F	FIREFIGHTER TECH	McDuffie,Jimmy G	5/27/1997	1B	9	90,805.00	17,162.15	1.00	Reg	21 yrs		
FB0	2019	3000	3102	F	FIREFIGHTER TECH	Mcknight,Steve A	3/31/1997	1B	9	90,805.00	17,162.15	1.00	Reg	21 yrs		
FB0	2019	3000	3102	F	FIREFIGHTER TECH	Miller,Clifford R	1/26/2004	1B	9	82,550.00	15,601.95	1.00	Reg	14 yrs		
FB0	2019	3000	3102	F	FIREFIGHTER TECH	Miller,Reginald C	3/12/1990	1B	9	94,933.00	17,942.34	1.00	Reg	28 yrs		

FB0	2019	3000	3102	F	FIREFIGHTER TECH	Mims,Darlene J	4/21/1991	1B	9	93,071.00	17,590.42	1.00	Reg	27 yrs		
FB0	2019	3000	3102	F	FIREFIGHTER TECH	Mitchell,Irving L	4/17/1995	1B	9	90,805.00	17,162.15	1.00	Reg	23 yrs		
FB0	2019	3000	3102	F	FIREFIGHTER TECH	Mungo,Daniel R	6/29/1992	1B	9	94,933.00	17,942.34	1.00	Reg	26 yrs		
FB0	2019	3000	3102	F	FIREFIGHTER TECH	Murphy,Michael T	1/26/2004	1B	9	82,550.00	15,601.95	1.00	Reg	14 yrs		
FB0	2019	3000	3102	F	FIREFIGHTER TECH	Osgood,Ted F	3/31/1997	1B	9	94,933.00	17,942.34	1.00	Reg	21 yrs		
FB0	2019	3000	3102	F	FIREFIGHTER TECH	Oudshoorn,Bert	9/29/1997	1B	9	90,805.00	17,162.15	1.00	Reg	21 yrs		
FB0	2019	3000	3102	F	FIREFIGHTER TECH	Palmer,David T.	12/18/2000	1B	9	86,678.00	16,382.14	1.00	Reg	18 yrs		
FB0	2019	3000	3102	F	FIREFIGHTER TECH	Parson,James E	6/29/1992	1B	9	90,805.00	17,162.15	1.00	Reg	26 yrs		
FB0	2019	3000	3102	F	FIREFIGHTER TECH	Payne,Derek M	8/12/1991	1B	9	94,933.00	17,942.34	1.00	Reg	27 yrs		
FB0	2019	3000	3102	F	FIREFIGHTER TECH	Perez,Ronaun L	12/11/1994	1B	9	90,805.00	17,162.15	1.00	Reg	24 yrs		
FB0	2019	3000	3102	F	FIREFIGHTER TECH	Perlmutter,Bryan D	1/26/2004	1B	9	82,550.00	15,601.95	1.00	Reg	14 yrs		
FB0	2019	3000	3102	F	FIREFIGHTER TECH	Peterson,Vernon I	3/9/1992	1B	9	94,933.00	17,942.34	1.00	Reg	26 yrs		
FB0	2019	3000	3102	F	FIREFIGHTER TECH	Pleasant,Tommy T	7/18/1988	1B	9	94,933.00	17,942.34	1.00	Reg	30 yrs		
FB0	2019	3000	3102	F	FIREFIGHTER TECH	Pollard Jr.,Ellis	10/20/2003	1B	9	82,550.00	15,601.95	1.00	Reg	15 yrs		
FB0	2019	3000	3102	F	FIREFIGHTER TECH	Potter,Darren S	4/17/1995	1B	9	90,805.00	17,162.15	1.00	Reg	23 yrs		
FB0	2019	3000	3102	F	FIREFIGHTER TECH	Primus,Celina C	4/26/2004	1B	9	82,550.00	15,601.95	1.00	Reg	14 yrs		
FB0	2019	3000	3102	F	FIREFIGHTER TECH	Qazei,Abdul M	3/31/1997	1B	9	90,805.00	17,162.15	1.00	Reg	21 yrs		
FB0	2019	3000	3102	F	FIREFIGHTER TECH	Reeder,Duane A	9/9/2002	1B	9	86,678.00	16,382.14	1.00	Reg	16 yrs		
FB0	2019	3000	3102	F	FIREFIGHTER TECH	Ridgely,Paul D	10/30/1995	1B	9	90,805.00	17,162.15	1.00	Reg	23 yrs		
FB0	2019	3000	3102	F	FIREFIGHTER TECH	Rine,Thomas E	5/4/1992	1B	9	94,933.00	17,942.34	1.00	Reg	26 yrs		
FB0	2019	3000	3102	F	FIREFIGHTER TECH	Robinson,Terry L	8/10/1992	1B	9	94,933.00	17,942.34	1.00	Reg	26 yrs		
FB0	2019	3000	3102	F	FIREFIGHTER TECH	Robinson,Wayne P	4/11/1982	1B	9	99,060.00	18,722.34	1.00	Reg	36 yrs		
FB0	2019	3000	3102	F	FIREFIGHTER TECH	Rogers,Michael E	2/13/1989	1B	9	94,933.00	17,942.34	1.00	Reg	29 yrs		
FB0	2019	3000	3102	F	FIREFIGHTER TECH	Rooney,John J	9/30/1996	1B	9	90,805.00	17,162.15	1.00	Reg	22 yrs		
FB0	2019	3000	3102	F	FIREFIGHTER TECH	Roundtree Jr.,Ronald B	4/7/2003	1B	9	86,678.00	16,382.14	1.00	Reg	15 yrs		
FB0	2019	3000	3102	F	FIREFIGHTER TECH	Roy,Michael A	12/16/2002	1B	9	86,678.00	16,382.14	1.00	Reg	16 yrs		
FB0	2019	3000	3102	F	FIREFIGHTER TECH	Russell,John A	5/27/1997	1B	9	90,805.00	17,162.15	1.00	Reg	21 yrs		
FB0	2019	3000	3102	F	FIREFIGHTER TECH	Saval,Harry M	9/24/2001	1B	9	86,678.00	16,382.14	1.00	Reg	17 yrs		
FB0	2019	3000	3102	F	FIREFIGHTER TECH	Schaake,David W	8/10/1992	1B	9	94,933.00	17,942.34	1.00	Reg	26 yrs		
FB0	2019	3000	3102	F	FIREFIGHTER TECH	Scire,Jeffrey T	9/30/1996	1B	9	90,805.00	17,162.15	1.00	Reg	22 yrs		
FB0	2019	3000	3102	F	FIREFIGHTER TECH	Seekford,William D	5/27/1997	1B	9	90,805.00	17,162.15	1.00	Reg	21 yrs		
FB0	2019	3000	3102	F	FIREFIGHTER TECH	Seiferd,Bradd L	3/8/2004	1B	9	82,550.00	15,601.95	1.00	Reg	14 yrs		
FB0	2019	3000	3102	F	FIREFIGHTER TECH	Sewell,Landon S	12/8/1997	1B	9	90,805.00	17,162.15	1.00	Reg	21 yrs		
FB0	2019	3000	3102	F	FIREFIGHTER TECH	Shepard,Andre V	4/17/1995	1B	9	90,805.00	17,162.15	1.00	Reg	23 yrs		
FB0	2019	3000	3102	F	FIREFIGHTER TECH	Siegel,Jason D	8/9/2004	1B	9	82,550.00	15,601.95	1.00	Reg	14 yrs		
FB0	2019	3000	3102	F	FIREFIGHTER TECH	Simister,Shannon T.	1/3/2000	1B	9	86,678.00	16,382.14	1.00	Reg	18 yrs		
FB0	2019	3000	3102	F	FIREFIGHTER TECH	Simpson,Christopher L	9/9/2002	1B	9	86,678.00	16,382.14	1.00	Reg	16 yrs		
FB0	2019	3000	3102	F	FIREFIGHTER TECH	Small Jr.,Robert N	1/18/1987	1B	9	99,060.00	18,722.34	1.00	Reg	31 yrs		
FB0	2019	3000	3102	F	FIREFIGHTER TECH	Smith,Daniel J.	3/26/2001	1B	9	86,678.00	16,382.14	1.00	Reg	17 yrs		
FB0	2019	3000	3102	F	FIREFIGHTER TECH	Smith,Gregory D	12/15/2003	1B	9	86,678.00	16,382.14	1.00	Reg	15 yrs		
FB0	2019	3000	3102	F	FIREFIGHTER TECH	Smith,Matthew S	4/19/2004	1B	9	82,550.00	15,601.95	1.00	Reg	14 yrs		
FB0	2019	3000	3102	F	FIREFIGHTER TECH	Soderberg,Tadd N	12/15/2003	1B	9	86,678.00	16,382.14	1.00	Reg	15 yrs		
FB0	2019	3000	3102	F	FIREFIGHTER TECH	Speakes Jr.,Joseph L	2/13/1989	1B	9	94,933.00	17,942.34	1.00	Reg	29 yrs		
FB0	2019	3000	3102	F	FIREFIGHTER TECH	Spencer,John H	12/22/1996	1B	9	90,805.00	17,162.15	1.00	Reg	22 yrs		
FB0	2019	3000	3102	F	FIREFIGHTER TECH	Spencer,Saquan D	12/15/2003	1B	9	82,550.00	15,601.95	1.00	Reg	15 yrs		
FB0	2019	3000	3102	F	FIREFIGHTER TECH	Stanfield,Michael A	6/29/1992	1B	9	90,805.00	17,162.15	1.00	Reg	26 yrs		
FB0	2019	3000	3102	F	FIREFIGHTER TECH	Steele,Donald P	10/17/2004	1B	9	82,550.00	15,601.95	1.00	Reg	14 yrs		
FB0	2019	3000	3102	F	FIREFIGHTER TECH	Stewart,John K	6/14/2004	1B	9	82,550.00	15,601.95	1.00	Reg	14 yrs		
FB0	2019	3000	3102	F	FIREFIGHTER TECH	Stokes,Adrian N	3/11/1991	1B	9	94,933.00	17,942.34	1.00	Reg	27 yrs		
FB0	2019	3000	3102	F	FIREFIGHTER TECH	Suggs,Jeffrey M	7/18/1988	1B	9	94,933.00	17,942.34	1.00	Reg	30 yrs		
FB0	2019	3000	3102	F	FIREFIGHTER TECH	Sullivan,Christopher M	9/19/2009	1B	9	86,678.00	16,382.14	1.00	Reg	9 yrs		
FB0	2019	3000	3102	F	FIREFIGHTER TECH	Sviland,Charles D	1/3/2000	1B	9	86,678.00	16,382.14	1.00	Reg	18 yrs		
FB0	2019	3000	3102	F	FIREFIGHTER TECH	Swartz,Matthew M	6/14/2004	1B	9	82,550.00	15,601.95	1.00	Reg	14 yrs		

FB0	2019	3000	3102	F	FIREFIGHTER TECH	Taylor,James M	8/9/2004	1B	9	82,550.00	15,601.95	1.00	Reg	14 yrs		
FB0	2019	3000	3102	F	FIREFIGHTER TECH	Tayman,Brian C	4/10/2000	1B	9	86,678.00	16,382.14	1.00	Reg	18 yrs		
FB0	2019	3000	3102	F	FIREFIGHTER TECH	Therres,Christopher J	12/8/1997	1B	9	90,805.00	17,162.15	1.00	Reg	21 yrs		
FB0	2019	3000	3102	F	FIREFIGHTER TECH	Thrasher,Brian L.	12/18/2000	1B	9	86,678.00	16,382.14	1.00	Reg	18 yrs		
FB0	2019	3000	3102	F	FIREFIGHTER TECH	Tippen,William M	12/8/1997	1B	9	90,805.00	17,162.15	1.00	Reg	21 yrs		
FB0	2019	3000	3102	F	FIREFIGHTER TECH	Tippett,John G	10/30/1995	1B	9	90,805.00	17,162.15	1.00	Reg	23 yrs		
FB0	2019	3000	3102	F	FIREFIGHTER TECH	Trapp,Artis A	3/9/1992	1B	9	94,933.00	17,942.34	1.00	Reg	26 yrs		
FB0	2019	3000	3102	F	FIREFIGHTER TECH	Utley,Steven A	10/17/2004	1B	9	82,550.00	15,601.95	1.00	Reg	14 yrs		
FB0	2019	3000	3102	F	FIREFIGHTER TECH	Veney,Lamont C	5/27/1986	1B	9	99,060.00	18,722.34	1.00	Reg	32 yrs		
FB0	2019	3000	3102	F	FIREFIGHTER TECH	Vincent,Kelvin K	12/5/1988	1B	9	86,678.00	16,382.14	1.00	Reg	30 yrs		
FB0	2019	3000	3102	F	FIREFIGHTER TECH	Vines,Steven W	5/27/1997	1B	9	90,805.00	17,162.15	1.00	Reg	21 yrs		
FB0	2019	3000	3102	F	FIREFIGHTER TECH	Wessolleck,Harry H	6/22/1992	1B	9	94,933.00	17,942.34	1.00	Reg	26 yrs		
FB0	2019	3000	3102	F	FIREFIGHTER TECH	White,Timothy R	3/10/1991	1B	9	94,933.00	17,942.34	1.00	Reg	27 yrs		
FB0	2019	3000	3102	F	FIREFIGHTER TECH	Williams,Christopher T	7/31/1989	1B	9	94,933.00	17,942.34	1.00	Reg	29 yrs		
FB0	2019	3000	3102	F	FIREFIGHTER TECH	Williams,Teo D	7/2/2001	1B	9	86,678.00	16,382.14	1.00	Reg	17 yrs		
FB0	2019	3000	3102	F	FIREFIGHTER TECH	Wilson,Darrell	2/7/2005	1B	9	82,550.00	15,601.95	1.00	Reg	13 yrs		
FB0	2019	3000	3102	F	FIREFIGHTER TECH	Wilson,Robert J	10/17/2004	1B	9	82,550.00	15,601.95	1.00	Reg	14 yrs		
FB0	2019	3000	3102	F	FIREFIGHTER TECH	Worner,Bryan J	10/10/2000	1B	9	86,678.00	16,382.14	1.00	Reg	18 yrs		
FB0	2019	3000	3102	F	FIREFIGHTER TECH	Wright,Terrence S	2/12/1989	1B	9	94,933.00	17,942.34	1.00	Reg	29 yrs		
FB0	2019	3000	3102	F	FIREFIGHTER TECH	Yates,Derrick W	3/12/1990	1B	9	94,933.00	17,942.34	1.00	Reg	28 yrs		
FB0	2019	3000	3102	F	FIREFIGHTER TECH - FOAM	Lisko,Charles A	4/14/1998	1B	9	90,805.00	17,162.15	1.00	Reg	20 yrs		
FB0	2019	3000	3102	F	LIEUTENANT	Schaefer,Sean P	4/27/2009	5	1	84,857.00	16,037.97	1.00	Reg	9 yrs		
FB0	2019	3000	3102	F	LIEUTENANT	Anderson,Christopher John	4/2/2007	5	2	89,438.00	16,903.78	1.00	Reg	11 yrs		
FB0	2019	3000	3102	F	LIEUTENANT	Kalb,Brian S	3/8/2004	5	2	89,438.00	16,903.78	1.00	Reg	14 yrs		
FB0	2019	3000	3102	F	LIEUTENANT	Moreland,Christopher	10/29/2007	5	2	89,438.00	16,903.78	1.00	Reg	11 yrs		
FB0	2019	3000	3102	F	LIEUTENANT	Robinson,Joseph D.	10/29/2007	5	2	89,438.00	16,903.78	1.00	Reg	11 yrs		
FB0	2019	3000	3102	F	LIEUTENANT	Sheehan,James J	9/17/2007	5	2	89,438.00	16,903.78	1.00	Reg	11 yrs		
FB0	2019	3000	3102	F	LIEUTENANT	Adams,Christopher S	12/16/2002	5	3	98,984.00	18,707.98	1.00	Reg	16 yrs		
FB0	2019	3000	3102	F	LIEUTENANT	Brooke,Michael D	10/30/2006	5	3	94,270.00	17,817.03	1.00	Reg	12 yrs		
FB0	2019	3000	3102	F	LIEUTENANT	Brooke,Paul J	1/26/2004	5	3	94,270.00	17,817.03	1.00	Reg	14 yrs		
FB0	2019	3000	3102	F	LIEUTENANT	Doughty,Phillip John	10/30/2006	5	3	94,270.00	17,817.03	1.00	Reg	12 yrs		
FB0	2019	3000	3102	F	LIEUTENANT	Doyle,Ryan P	8/9/2004	5	3	94,270.00	17,817.03	1.00	Reg	14 yrs		
FB0	2019	3000	3102	F	LIEUTENANT	Evers,Benjamin A	9/17/2007	5	3	94,270.00	17,817.03	1.00	Reg	11 yrs		
FB0	2019	3000	3102	F	LIEUTENANT	Ferek,Lawrence A.	3/26/2001	5	3	98,984.00	18,707.98	1.00	Reg	17 yrs		
FB0	2019	3000	3102	F	LIEUTENANT	Gervais,Phillip E	1/26/2004	5	3	94,270.00	17,817.03	1.00	Reg	14 yrs		
FB0	2019	3000	3102	F	LIEUTENANT	Haynes,Matthew A	3/8/2004	5	3	94,270.00	17,817.03	1.00	Reg	14 yrs		
FB0	2019	3000	3102	F	LIEUTENANT	Himes,Steven	5/2/2005	5	3	94,270.00	17,817.03	1.00	Reg	13 yrs		
FB0	2019	3000	3102	F	LIEUTENANT	Jordan,Antwan D	7/6/1998	5	3	103,697.00	19,598.73	1.00	Reg	20 yrs		
FB0	2019	3000	3102	F	LIEUTENANT	Kelleher,Anthony P	8/9/2004	5	3	94,270.00	17,817.03	1.00	Reg	14 yrs		
FB0	2019	3000	3102	F	LIEUTENANT	Kelly,Chad W	8/9/2004	5	3	94,270.00	17,817.03	1.00	Reg	14 yrs		
FB0	2019	3000	3102	F	LIEUTENANT	Kipple,Zachary A	8/9/2004	5	3	94,270.00	17,817.03	1.00	Reg	14 yrs		
FB0	2019	3000	3102	F	LIEUTENANT	Martin,Scott A	6/14/2004	5	3	94,270.00	17,817.03	1.00	Reg	14 yrs		
FB0	2019	3000	3102	F	LIEUTENANT	McMahon,Martin J	10/30/2006	5	3	94,270.00	17,817.03	1.00	Reg	12 yrs		
FB0	2019	3000	3102	F	LIEUTENANT	Mcneece,Daniel R	1/26/2004	5	3	94,270.00	17,817.03	1.00	Reg	14 yrs		
FB0	2019	3000	3102	F	LIEUTENANT	Moore,Christopher M	12/15/2003	5	3	98,984.00	18,707.98	1.00	Reg	15 yrs		
FB0	2019	3000	3102	F	LIEUTENANT	Muyleart Jr.,Harry I	4/19/2004	5	3	94,270.00	17,817.03	1.00	Reg	14 yrs		
FB0	2019	3000	3102	F	LIEUTENANT	Patterson,Paul Charles	12/15/2003	5	3	98,984.00	18,707.98	1.00	Reg	15 yrs		
FB0	2019	3000	3102	F	LIEUTENANT	Pelekhaty,Oleg	1/8/2007	5	3	94,270.00	17,817.03	1.00	Reg	11 yrs		
FB0	2019	3000	3102	F	LIEUTENANT	Preslipsky,Charles M	10/10/2000	5	3	98,984.00	18,707.98	1.00	Reg	18 yrs		
FB0	2019	3000	3102	F	LIEUTENANT	Stevens,Philip S	1/26/2004	5	3	94,270.00	17,817.03	1.00	Reg	14 yrs		
FB0	2019	3000	3102	F	LIEUTENANT	Taylor,Rodney K	4/17/1995	5	3	103,697.00	19,598.73	1.00	Reg	23 yrs		
FB0	2019	3000	3102	F	LIEUTENANT	Trotter,Marcus A	4/7/2003	5	3	94,270.00	17,817.03	1.00	Reg	15 yrs		
FB0	2019	3000	3102	F	LIEUTENANT	VanMaenen,Peter	5/2/2005	5	3	94,270.00	17,817.03	1.00	Reg	13 yrs		

FB0	2019	3000	3102	F	LIEUTENANT	Welch,Shannon L	12/16/2002	5	3	98,984.00	18,707.98	1.00	Reg	16 yrs		
FB0	2019	3000	3102	F	LIEUTENANT	Williams,Dexter B	10/10/2000	5	3	98,984.00	18,707.98	1.00	Reg	18 yrs		
FB0	2019	3000	3102	F	LIEUTENANT	Anderson,Kevin L.	3/26/2001	5	4	104,329.00	19,718.18	1.00	Reg	17 yrs		
FB0	2019	3000	3102	F	LIEUTENANT	Bass,Courtney X	3/26/2001	5	4	104,329.00	19,718.18	1.00	Reg	17 yrs		
FB0	2019	3000	3102	F	LIEUTENANT	Baylor,Marco R	12/11/1994	5	4	109,297.00	20,657.13	1.00	Reg	24 yrs		
FB0	2019	3000	3102	F	LIEUTENANT	Bozarth,Robert M	12/15/2003	5	4	104,329.00	19,718.18	1.00	Reg	15 yrs		
FB0	2019	3000	3102	F	LIEUTENANT	Candleana,James M.	10/10/2000	5	4	104,329.00	19,718.18	1.00	Reg	18 yrs		
FB0	2019	3000	3102	F	LIEUTENANT	Carman,Michael S	3/12/1990	5	4	114,265.00	21,596.09	1.00	Reg	28 yrs		
FB0	2019	3000	3102	F	LIEUTENANT	Connelly,John A	6/14/2004	5	4	99,361.00	18,779.23	1.00	Reg	14 yrs		
FB0	2019	3000	3102	F	LIEUTENANT	Cramer,Michael L	7/8/1996	5	4	109,297.00	20,657.13	1.00	Reg	22 yrs		
FB0	2019	3000	3102	F	LIEUTENANT	Dickey,Jeffrey L	10/14/1986	5	4	119,233.00	22,535.04	1.00	Reg	32 yrs		
FB0	2019	3000	3102	F	LIEUTENANT	Faunce III,Henry S	1/24/2000	5	4	104,329.00	19,718.18	1.00	Reg	18 yrs		
FB0	2019	3000	3102	F	LIEUTENANT	Finamore,Charles A.	12/18/2000	5	4	104,329.00	19,718.18	1.00	Reg	18 yrs		
FB0	2019	3000	3102	F	LIEUTENANT	Fitzgerald,Michael P	4/10/2000	5	4	99,361.00	18,779.23	1.00	Reg	18 yrs		
FB0	2019	3000	3102	F	LIEUTENANT	Fox,Richard A	9/30/1996	5	4	109,297.00	20,657.13	1.00	Reg	22 yrs		
FB0	2019	3000	3102	F	LIEUTENANT	Garner,Paul G	1/3/2000	5	4	104,329.00	19,718.18	1.00	Reg	18 yrs		
FB0	2019	3000	3102	F	LIEUTENANT	Gaskin,Oliver W	9/9/2002	5	4	104,329.00	19,718.18	1.00	Reg	16 yrs		
FB0	2019	3000	3102	F	LIEUTENANT	Gilligan,Sean J	9/9/2002	5	4	104,329.00	19,718.18	1.00	Reg	16 yrs		
FB0	2019	3000	3102	F	LIEUTENANT	Gochenauer,Ryan J.	1/3/2000	5	4	104,329.00	19,718.18	1.00	Reg	18 yrs		
FB0	2019	3000	3102	F	LIEUTENANT	Hayden,Gerald	9/9/2002	5	4	104,329.00	19,718.18	1.00	Reg	16 yrs		
FB0	2019	3000	3102	F	LIEUTENANT	Hershey,Christopher H	12/8/1997	5	4	109,297.00	20,657.13	1.00	Reg	21 yrs		
FB0	2019	3000	3102	F	LIEUTENANT	Hiligh,Berlin D.	4/19/2004	5	4	104,329.00	19,718.18	1.00	Reg	14 yrs		
FB0	2019	3000	3102	F	LIEUTENANT	Humphries,Kenneth A	7/15/2002	5	4	104,329.00	19,718.18	1.00	Reg	16 yrs		
FB0	2019	3000	3102	F	LIEUTENANT	Hutchins,Robert D.	4/10/2000	5	4	104,329.00	19,718.18	1.00	Reg	18 yrs		
FB0	2019	3000	3102	F	LIEUTENANT	Jaworski,Stanley J	9/30/1996	5	4	109,297.00	20,657.13	1.00	Reg	22 yrs		
FB0	2019	3000	3102	F	LIEUTENANT	Kennedy Jr.,William H	2/13/1989	5	4	114,265.00	21,596.09	1.00	Reg	29 yrs		
FB0	2019	3000	3102	F	LIEUTENANT	Lare,Jeffrey S	4/10/2000	5	4	104,329.00	19,718.18	1.00	Reg	18 yrs		
FB0	2019	3000	3102	F	LIEUTENANT	Mcgann,Timothy S	4/19/2004	5	4	99,361.00	18,779.23	1.00	Reg	14 yrs		
FB0	2019	3000	3102	F	LIEUTENANT	Nehf Jr.,Kenneth E	3/31/1997	5	4	109,297.00	20,657.13	1.00	Reg	21 yrs		
FB0	2019	3000	3102	F	LIEUTENANT	Nieman,Darrell J	3/9/1992	5	4	114,265.00	21,596.09	1.00	Reg	26 yrs		
FB0	2019	3000	3102	F	LIEUTENANT	Pagel,Douglas R	6/14/2004	5	4	99,361.00	18,779.23	1.00	Reg	14 yrs		
FB0	2019	3000	3102	F	LIEUTENANT	Penny,Gary A	10/10/2000	5	4	114,265.00	21,596.09	1.00	Reg	18 yrs		
FB0	2019	3000	3102	F	LIEUTENANT	Phipps Jr.,Fred T	11/20/1989	5	4	109,297.00	20,657.13	1.00	Reg	29 yrs		
FB0	2019	3000	3102	F	LIEUTENANT	Polish,Richard A	4/10/2000	5	4	104,329.00	19,718.18	1.00	Reg	18 yrs		
FB0	2019	3000	3102	F	LIEUTENANT	Pylar,David J	7/18/1988	5	4	104,329.00	19,718.18	1.00	Reg	30 yrs		
FB0	2019	3000	3102	F	LIEUTENANT	Shyab,Charles O	3/8/2004	5	4	99,361.00	18,779.23	1.00	Reg	14 yrs		
FB0	2019	3000	3102	F	LIEUTENANT	Sims,Michael D	3/12/1990	5	4	114,265.00	21,596.09	1.00	Reg	28 yrs		
FB0	2019	3000	3102	F	LIEUTENANT	Sipes,Jan	4/10/2000	5	4	104,329.00	19,718.18	1.00	Reg	18 yrs		
FB0	2019	3000	3102	F	LIEUTENANT	Spriggs,Gregory A	12/17/1990	5	4	114,265.00	21,596.09	1.00	Reg	28 yrs		
FB0	2019	3000	3102	F	LIEUTENANT	Trace,Mark E	3/8/2004	5	4	99,361.00	18,779.23	1.00	Reg	14 yrs		
FB0	2019	3000	3102	F	LIEUTENANT	Alvarado,Robert J	4/10/2000	5	5	109,959.00	20,782.25	1.00	Reg	18 yrs		
FB0	2019	3000	3102	F	LIEUTENANT	Baker III,Jake W	1/19/1986	5	5	125,668.00	23,751.25	1.00	Reg	32 yrs		
FB0	2019	3000	3102	F	LIEUTENANT	Barksdale,Timothy M	7/31/1989	5	5	120,431.00	22,761.46	1.00	Reg	29 yrs		
FB0	2019	3000	3102	F	LIEUTENANT	Barnes,Erik L	1/11/1991	5	5	120,431.00	22,761.46	1.00	Reg	27 yrs		
FB0	2019	3000	3102	F	LIEUTENANT	Bell,Michael T	6/29/1992	5	5	115,195.00	21,771.86	1.00	Reg	26 yrs		
FB0	2019	3000	3102	F	LIEUTENANT	Best,Michael E	8/19/1985	5	5	125,668.00	23,751.25	1.00	Reg	33 yrs		
FB0	2019	3000	3102	F	LIEUTENANT	Blackmon,Nathaniel R	5/4/1992	5	5	120,431.00	22,761.46	1.00	Reg	26 yrs		
FB0	2019	3000	3102	F	LIEUTENANT	Bourassa,Ryan L.	4/10/2000	5	5	109,959.00	20,782.25	1.00	Reg	18 yrs		
FB0	2019	3000	3102	F	LIEUTENANT	Brachetti,Derek A.	1/3/2000	5	5	109,959.00	20,782.25	1.00	Reg	18 yrs		
FB0	2019	3000	3102	F	LIEUTENANT	Burke,Leonard T	5/15/1992	5	5	120,431.00	22,761.46	1.00	Reg	26 yrs		
FB0	2019	3000	3102	F	LIEUTENANT	Burton,Sean A.	10/11/2000	5	5	109,959.00	20,782.25	1.00	Reg	18 yrs		
FB0	2019	3000	3102	F	LIEUTENANT	Capps,Michael T	12/14/1992	5	5	120,431.00	22,761.46	1.00	Reg	26 yrs		
FB0	2019	3000	3102	F	LIEUTENANT	Carey,Michael G	8/12/1991	5	5	120,431.00	22,761.46	1.00	Reg	27 yrs		

FB0	2019	3000	3102	F	LIEUTENANT	Carroll,Jamal D	7/18/1988	5	5	120,431.00	22,761.46	1.00	Reg	30 yrs		
FB0	2019	3000	3102	F	LIEUTENANT	Carroll,Michael A	10/30/1995	5	5	115,195.00	21,771.86	1.00	Reg	23 yrs		
FB0	2019	3000	3102	F	LIEUTENANT	Charron Jr.,Edward J	8/10/1992	5	5	120,431.00	22,761.46	1.00	Reg	26 yrs		
FB0	2019	3000	3102	F	LIEUTENANT	Coleman,Michael E	12/18/2000	5	5	109,959.00	20,782.25	1.00	Reg	18 yrs		
FB0	2019	3000	3102	F	LIEUTENANT	Cooper,Robert W	12/17/1990	5	5	120,431.00	22,761.46	1.00	Reg	28 yrs		
FB0	2019	3000	3102	F	LIEUTENANT	Darmstead,Wayne V	5/16/1994	5	5	115,195.00	21,771.86	1.00	Reg	24 yrs		
FB0	2019	3000	3102	F	LIEUTENANT	Davies III,Marshall W.	10/10/2000	5	5	109,959.00	20,782.25	1.00	Reg	18 yrs		
FB0	2019	3000	3102	F	LIEUTENANT	Delahanty,Robert T	2/13/1989	5	5	120,431.00	22,761.46	1.00	Reg	29 yrs		
FB0	2019	3000	3102	F	LIEUTENANT	Elliott,Peter R.	7/6/1998	5	5	109,959.00	20,782.25	1.00	Reg	20 yrs		
FB0	2019	3000	3102	F	LIEUTENANT	Felder,James W.	4/10/2000	5	5	109,959.00	20,782.25	1.00	Reg	18 yrs		
FB0	2019	3000	3102	F	LIEUTENANT	Forrester,Thomas K	11/24/1985	5	5	125,668.00	23,751.25	1.00	Reg	33 yrs		
FB0	2019	3000	3102	F	LIEUTENANT	Fraley,Bryan R.	10/10/2000	5	5	109,959.00	20,782.25	1.00	Reg	18 yrs		
FB0	2019	3000	3102	F	LIEUTENANT	Goetz,Corey M.	4/10/2000	5	5	109,959.00	20,782.25	1.00	Reg	18 yrs		
FB0	2019	3000	3102	F	LIEUTENANT	Gray Jr.,James L	11/6/1988	5	5	125,668.00	23,751.25	1.00	Reg	30 yrs		
FB0	2019	3000	3102	F	LIEUTENANT	Green,Damien T	12/16/2002	5	5	109,959.00	20,782.25	1.00	Reg	16 yrs		
FB0	2019	3000	3102	F	LIEUTENANT	Hickerson,Calvin N	11/20/1988	5	5	125,668.00	23,751.25	1.00	Reg	30 yrs		
FB0	2019	3000	3102	F	LIEUTENANT	Hicks,Keith A	5/3/1992	5	5	120,431.00	22,761.46	1.00	Reg	26 yrs		
FB0	2019	3000	3102	F	LIEUTENANT	Humphries,Clifton D	4/27/1987	5	5	125,668.00	23,751.25	1.00	Reg	31 yrs		
FB0	2019	3000	3102	F	LIEUTENANT	Jones,Charles R.	10/10/2000	5	5	109,959.00	20,782.25	1.00	Reg	18 yrs		
FB0	2019	3000	3102	F	LIEUTENANT	Kline,Kevin P	1/3/2000	5	5	109,959.00	20,782.25	1.00	Reg	18 yrs		
FB0	2019	3000	3102	F	LIEUTENANT	Lacore,Michael D	7/18/1988	5	5	125,668.00	23,751.25	1.00	Reg	30 yrs		
FB0	2019	3000	3102	F	LIEUTENANT	Layman III,George M	1/3/2000	5	5	109,959.00	20,782.25	1.00	Reg	18 yrs		
FB0	2019	3000	3102	F	LIEUTENANT	Lee Jr.,Cranston V	11/6/1988	5	5	125,668.00	23,751.25	1.00	Reg	30 yrs		
FB0	2019	3000	3102	F	LIEUTENANT	Lehan,Richard K	2/13/1989	5	5	120,431.00	22,761.46	1.00	Reg	29 yrs		
FB0	2019	3000	3102	F	LIEUTENANT	Lewis,Larry E	7/15/1990	5	5	120,431.00	22,761.46	1.00	Reg	28 yrs		
FB0	2019	3000	3102	F	LIEUTENANT	Lorentz,Michael S	12/14/1992	5	5	120,431.00	22,761.46	1.00	Reg	26 yrs		
FB0	2019	3000	3102	F	LIEUTENANT	Lytton,Anthony G	5/5/1987	5	5	125,668.00	23,751.25	1.00	Reg	31 yrs		
FB0	2019	3000	3102	F	LIEUTENANT	Maggi,Christopher S	5/25/1997	5	5	115,195.00	21,771.86	1.00	Reg	21 yrs		
FB0	2019	3000	3102	F	LIEUTENANT	Marconi,Ronnie	8/10/1992	5	5	120,431.00	22,761.46	1.00	Reg	26 yrs		
FB0	2019	3000	3102	F	LIEUTENANT	Mccloskey,Walter W	10/30/1995	5	5	115,195.00	21,771.86	1.00	Reg	23 yrs		
FB0	2019	3000	3102	F	LIEUTENANT	McKoy,Anthony T	9/30/1996	5	5	115,195.00	21,771.86	1.00	Reg	22 yrs		
FB0	2019	3000	3102	F	LIEUTENANT	Mcnally,Joseph K.	3/26/2001	5	5	109,959.00	20,782.25	1.00	Reg	17 yrs		
FB0	2019	3000	3102	F	LIEUTENANT	Norment,Richard W.	4/10/2000	5	5	109,959.00	20,782.25	1.00	Reg	18 yrs		
FB0	2019	3000	3102	F	LIEUTENANT	Pullen,Rych N	1/3/2000	5	5	109,959.00	20,782.25	1.00	Reg	18 yrs		
FB0	2019	3000	3102	F	LIEUTENANT	Reynolds,Vanzago	3/9/1992	5	5	120,431.00	22,761.46	1.00	Reg	26 yrs		
FB0	2019	3000	3102	F	LIEUTENANT	Rinker,Thomas G	1/20/1987	5	5	125,668.00	23,751.25	1.00	Reg	31 yrs		
FB0	2019	3000	3102	F	LIEUTENANT	Robertson,Dion X	12/16/1990	5	5	120,431.00	22,761.46	1.00	Reg	28 yrs		
FB0	2019	3000	3102	F	LIEUTENANT	Robey Jr.,George A	3/31/1986	5	5	125,668.00	23,751.25	1.00	Reg	32 yrs		
FB0	2019	3000	3102	F	LIEUTENANT	Roop,Michael A.	3/26/2001	5	5	109,959.00	20,782.25	1.00	Reg	17 yrs		
FB0	2019	3000	3102	F	LIEUTENANT	Sadowski,Mark R	5/4/1992	5	5	120,431.00	22,761.46	1.00	Reg	26 yrs		
FB0	2019	3000	3102	F	LIEUTENANT	Sampson,Hosea L	5/4/1992	5	5	120,431.00	22,761.46	1.00	Reg	26 yrs		
FB0	2019	3000	3102	F	LIEUTENANT	Shine,Richard B	5/25/1989	5	5	120,431.00	22,761.46	1.00	Reg	29 yrs		
FB0	2019	3000	3102	F	LIEUTENANT	Smith,Michael	12/16/1990	5	5	120,431.00	22,761.46	1.00	Reg	28 yrs		
FB0	2019	3000	3102	F	LIEUTENANT	Spielman,Michael D	10/10/2000	5	5	109,959.00	20,782.25	1.00	Reg	18 yrs		
FB0	2019	3000	3102	F	LIEUTENANT	Thomas Bey,John E	11/20/1988	5	5	125,668.00	23,751.25	1.00	Reg	30 yrs		
FB0	2019	3000	3102	F	LIEUTENANT	Thompson,Ralph L	10/22/1990	5	5	120,431.00	22,761.46	1.00	Reg	28 yrs		
FB0	2019	3000	3102	F	LIEUTENANT	Turner,Christopher John f	4/27/1987	5	5	125,668.00	23,751.25	1.00	Reg	31 yrs		
FB0	2019	3000	3102	F	LIEUTENANT	White,Joseph L	4/27/1987	5	5	125,668.00	23,751.25	1.00	Reg	31 yrs		
FB0	2019	3000	3102	F	LIEUTENANT	Williams,Adrian C	3/12/1990	5	5	120,431.00	22,761.46	1.00	Reg	28 yrs		
FB0	2019	3000	3102	F	LIEUTENANT	Zdobysz,Christopher J	1/3/2000	5	5	109,959.00	20,782.25	1.00	Reg	18 yrs		
FB0	2019	3000	3102	F	LIEUTENANT	Zelonis,Leonard T	1/3/2000	5	5	109,959.00	20,782.25	1.00	Reg	18 yrs		
FB0	2019	3000	3102	F	LIEUTENANT - Local 36 President	Hudson,Dabney S.	12/18/2000	5	4	104,329.00	19,718.18	1.00	Reg	18 yrs		
FB0	2019	3000	3102	F	LIEUTENANT FPD	Gross,Timothy J	8/9/2004	5	4	99,361.00	18,779.23	1.00	Reg	14 yrs		

FB0	2019	3000	3102	F	LIEUTENANT PARAMEDIC	Carroll, Frank W	4/2/2007	5	1	84,857.00	16,037.97	1.00	Reg	11 yrs		
FB0	2019	3000	3102	F	LIEUTENANT PARAMEDIC	Peterson, Richard S	12/15/2003	5	4	104,329.00	19,718.18	1.00	Reg	15 yrs		
FB0	2019	3000	3102	F	LIEUTENANT PARAMEDIC	Ward, Roy J	3/26/2001	5B	1	92,950.00	17,567.55	1.00	Reg	17 yrs		
FB0	2019	3000	3102	F	LIEUTENANT PARAMEDIC	Bailey, Shauna L	7/16/2001	5B	3	107,482.00	20,314.10	1.00	Reg	17 yrs		
FB0	2019	3000	3102	F	LIEUTENANT PARAMEDIC	Botwin, Jonathan M	8/9/2004	5B	3	102,364.00	19,346.80	1.00	Reg	14 yrs		
FB0	2019	3000	3102	F	LIEUTENANT PARAMEDIC	Papariello, Joseph C	3/7/2004	5B	4	112,827.00	21,324.30	1.00	Reg	14 yrs		
FB0	2019	3000	3102	F	LIEUTENANT PARAMEDIC	Ruiz, Rosalio	8/25/2003	5B	4	112,827.00	21,324.30	1.00	Reg	15 yrs		
FB0	2019	3000	3102	F	LIEUTENANT PARAMEDIC	Woolston, Matthew	4/19/2004	5B	4	107,454.00	20,308.81	1.00	Reg	14 yrs		
FB0	2019	3000	3102	F	LIEUTENANT PARAMEDIC	Arnold, Andrew	2/9/2002	5B	5	118,457.00	22,388.37	1.00	Reg	16 yrs		
FB0	2019	3000	3102	F	SERGEANT	Sedegah, Martin E	10/12/2010	4	1	73,276.00	13,849.16	1.00	Reg	8 yrs		
FB0	2019	3000	3102	F	SERGEANT	Uranko, Michael G	10/12/2010	4	1	73,276.00	13,849.16	1.00	Reg	8 yrs		
FB0	2019	3000	3102	F	SERGEANT	Hughes, James P	10/12/2010	4	2	76,937.00	14,541.09	1.00	Reg	8 yrs		
FB0	2019	3000	3102	F	SERGEANT	Brown, Karen A	7/2/2012	4	3	80,785.00	15,268.37	1.00	Reg	6 yrs		
FB0	2019	3000	3102	F	SERGEANT	Darbro, David A	1/7/2008	4	3	80,785.00	15,268.37	1.00	Reg	10 yrs		
FB0	2019	3000	3102	F	SERGEANT	Garrott, Patrick M	4/27/2009	4	3	80,785.00	15,268.37	1.00	Reg	9 yrs		
FB0	2019	3000	3102	F	SERGEANT	Greener, William I	4/27/2009	4	3	80,785.00	15,268.37	1.00	Reg	9 yrs		
FB0	2019	3000	3102	F	SERGEANT	Kelly, Joseph Patrick	4/2/2007	4	3	80,785.00	15,268.37	1.00	Reg	11 yrs		
FB0	2019	3000	3102	F	SERGEANT	Kovach, Nicholas D.	3/17/2008	4	3	80,785.00	15,268.37	1.00	Reg	10 yrs		
FB0	2019	3000	3102	F	SERGEANT	Turner Jr., James A	4/2/2007	4	3	80,785.00	15,268.37	1.00	Reg	11 yrs		
FB0	2019	3000	3102	F	SERGEANT	Vallandingham, Stephen D	9/17/2007	4	3	80,785.00	15,268.37	1.00	Reg	11 yrs		
FB0	2019	3000	3102	F	SERGEANT	Bagdovitz, Peter J	12/14/1992	4	4	97,550.00	18,436.95	1.00	Reg	26 yrs		
FB0	2019	3000	3102	F	SERGEANT	Bowman, Benita L.	7/16/2001	4	4	89,067.00	16,833.66	1.00	Reg	17 yrs		
FB0	2019	3000	3102	F	SERGEANT	Bunn, James	10/30/2006	4	4	84,826.00	16,032.11	1.00	Reg	12 yrs		
FB0	2019	3000	3102	F	SERGEANT	Fitzgerald, David J	4/19/2004	4	4	84,826.00	16,032.11	1.00	Reg	14 yrs		
FB0	2019	3000	3102	F	SERGEANT	Herman, Durell N.	4/17/2007	4	4	84,826.00	16,032.11	1.00	Reg	11 yrs		
FB0	2019	3000	3102	F	SERGEANT	Lerch, Jason A	10/30/2006	4	4	84,826.00	16,032.11	1.00	Reg	12 yrs		
FB0	2019	3000	3102	F	SERGEANT	Louryk, Brent J	10/30/2006	4	4	84,826.00	16,032.11	1.00	Reg	12 yrs		
FB0	2019	3000	3102	F	SERGEANT	Mardo, Darin M	5/2/2005	4	4	84,826.00	16,032.11	1.00	Reg	13 yrs		
FB0	2019	3000	3102	F	SERGEANT	Moose, Brian J	8/20/2007	4	4	84,826.00	16,032.11	1.00	Reg	11 yrs		
FB0	2019	3000	3102	F	SERGEANT	Nalborczyk, Benjamin E.	4/2/2007	4	4	84,826.00	16,032.11	1.00	Reg	11 yrs		
FB0	2019	3000	3102	F	SERGEANT	Schickler, Karl R	10/16/2006	4	4	84,826.00	16,032.11	1.00	Reg	12 yrs		
FB0	2019	3000	3102	F	SERGEANT	Shank, Matthew M	8/9/2004	4	4	84,826.00	16,032.11	1.00	Reg	14 yrs		
FB0	2019	3000	3102	F	SERGEANT	Sheltra, Richard S	9/30/1996	4	4	93,309.00	17,635.40	1.00	Reg	22 yrs		
FB0	2019	3000	3102	F	SERGEANT	Troiano, Marco A	7/23/2007	4	4	84,826.00	16,032.11	1.00	Reg	11 yrs		
FB0	2019	3000	3102	F	SERGEANT	Watson Jr., Walter	12/16/2002	4	4	89,067.00	16,833.66	1.00	Reg	16 yrs		
FB0	2019	3000	3102	F	SERGEANT	Wimbish, Levitus O	11/29/2004	4	4	84,826.00	16,032.11	1.00	Reg	14 yrs		
FB0	2019	3000	3102	F	SERGEANT	Worth, Christopher A.	12/18/2000	4	4	89,067.00	16,833.66	1.00	Reg	18 yrs		
FB0	2019	3000	3102	F	SERGEANT	Blyther, Rudolph	4/3/1994	4	5	102,424.00	19,358.14	1.00	Reg	24 yrs		
FB0	2019	3000	3102	F	SERGEANT	Brown, Jay A	12/11/1994	4	5	97,970.00	18,516.33	1.00	Reg	24 yrs		
FB0	2019	3000	3102	F	SERGEANT	Cappel, Andrew B.	10/12/2010	4	5	93,517.00	17,674.71	1.00	Reg	8 yrs		
FB0	2019	3000	3102	F	SERGEANT	Carmody, Dennis B	10/12/2010	4	5	93,517.00	17,674.71	1.00	Reg	8 yrs		
FB0	2019	3000	3102	F	SERGEANT	Faison, Daniel L	1/28/1991	4	5	102,424.00	19,358.14	1.00	Reg	27 yrs		
FB0	2019	3000	3102	F	SERGEANT	Fischer, Ryan T	3/8/2004	4	5	89,064.00	16,833.10	1.00	Reg	14 yrs		
FB0	2019	3000	3102	F	SERGEANT	Garner, Victor L	7/18/1988	4	5	102,424.00	19,358.14	1.00	Reg	30 yrs		
FB0	2019	3000	3102	F	SERGEANT	Hines, Derrick	2/7/2005	4	5	89,064.00	16,833.10	1.00	Reg	13 yrs		
FB0	2019	3000	3102	F	SERGEANT	Libcke Sr., Joseph H	5/25/1997	4	5	97,970.00	18,516.33	1.00	Reg	21 yrs		
FB0	2019	3000	3102	F	SERGEANT	Mcdonough, Michael J	3/31/1997	4	5	97,970.00	18,516.33	1.00	Reg	21 yrs		
FB0	2019	3000	3102	F	SERGEANT	Palmer, Brian D	6/14/2004	4	5	89,064.00	16,833.10	1.00	Reg	14 yrs		
FB0	2019	3000	3102	F	SERGEANT	Rambo, Kenton D	10/16/2006	4	5	89,064.00	16,833.10	1.00	Reg	12 yrs		
FB0	2019	3000	3102	F	SERGEANT	Sellers, Paul B	8/6/2002	4	5	93,517.00	17,674.71	1.00	Reg	16 yrs		
FB0	2019	3000	3102	F	SERGEANT	Silverstrim Jr., Thomas M	8/9/2004	4	5	89,064.00	16,833.10	1.00	Reg	14 yrs		
FB0	2019	3000	3102	F	SERGEANT	Smith III, William H	12/17/1990	4	5	102,424.00	19,358.14	1.00	Reg	28 yrs		
FB0	2019	3000	3102	F	SERGEANT	Stapleton, James A	8/9/2004	4	5	89,064.00	16,833.10	1.00	Reg	14 yrs		

FB0	2019	3000	3102	F	SERGEANT	Stillwell,Richard E.	12/21/2000	4	5	93,517.00	17,674.71	1.00	Reg	18 yrs		
FB0	2019	3000	3102	F	SERGEANT	Tinsley,David N	4/3/2006	4	5	89,064.00	16,833.10	1.00	Reg	12 yrs		
FB0	2019	3000	3102	F	SERGEANT	Young,Wesley A	10/17/2004	4	5	89,064.00	16,833.10	1.00	Reg	14 yrs		
FB0	2019	3000	3102	F	SERGEANT	Bolding,Timothy E	5/11/1987	4	6	102,873.00	19,443.00	1.00	Reg	31 yrs		
FB0	2019	3000	3102	F	SERGEANT	Butler Jr.,Johnnie L	8/12/1991	4	6	107,549.00	20,326.76	1.00	Reg	27 yrs		
FB0	2019	3000	3102	F	SERGEANT	Chada,John A	7/8/1996	4	6	102,873.00	19,443.00	1.00	Reg	22 yrs		
FB0	2019	3000	3102	F	SERGEANT	Chandler,Reginald B	5/4/1992	4	6	107,549.00	20,326.76	1.00	Reg	26 yrs		
FB0	2019	3000	3102	F	SERGEANT	Green Jr.,Toyd L.	10/10/2000	4	6	98,197.00	18,559.23	1.00	Reg	18 yrs		
FB0	2019	3000	3102	F	SERGEANT	Lee,Anthony R	10/4/1992	4	6	107,549.00	20,326.76	1.00	Reg	26 yrs		
FB0	2019	3000	3102	F	SERGEANT	Schunk,John K	3/31/1997	4	6	102,873.00	19,443.00	1.00	Reg	21 yrs		
FB0	2019	3000	3102	F	SERGEANT AIDE	GARROTT,NICHOLAS R	7/23/2007	4	4	84,826.00	16,032.11	1.00	Reg	11 yrs		
FB0	2019	3000	3102	F	SERGEANT AIDE	Harris,Clint J	4/30/2007	4	4	84,826.00	16,032.11	1.00	Reg	11 yrs		
FB0	2019	3000	3102	F	SERGEANT AIDE	Kloss,Daniel J	7/23/2007	4	4	84,826.00	16,032.11	1.00	Reg	11 yrs		
FB0	2019	3000	3102	F	SERGEANT AIDE	Miller,Travis L	4/19/2004	4	4	84,826.00	16,032.11	1.00	Reg	14 yrs		
FB0	2019	3000	3102	F	SERGEANT AIDE	Russell Roach,Eugene F	10/20/2003	4	4	84,826.00	16,032.11	1.00	Reg	15 yrs		
FB0	2019	3000	3102	F	SERGEANT AIDE	Szugye,Kevin M	1/8/2007	4	4	84,826.00	16,032.11	1.00	Reg	11 yrs		
FB0	2019	3000	3102	F	SERGEANT AIDE	Waikart,Andrew D.	9/17/2007	4	4	84,826.00	16,032.11	1.00	Reg	11 yrs		
FB0	2019	3000	3102	F	SERGEANT AIDE	Wiklund,Erik L	1/8/2007	4	4	84,826.00	16,032.11	1.00	Reg	11 yrs		
FB0	2019	3000	3102	F	SERGEANT AIDE	Eiker,Christopher A	8/9/2004	4	5	89,064.00	16,833.10	1.00	Reg	14 yrs		
FB0	2019	3000	3102	F	SERGEANT AIDE	Freeman,Micheal K.	4/10/2000	4	5	93,517.00	17,674.71	1.00	Reg	18 yrs		
FB0	2019	3000	3102	F	SERGEANT AIDE	Jorjorian,Adam D	8/9/2004	4	5	89,064.00	16,833.10	1.00	Reg	14 yrs		
FB0	2019	3000	3102	F	SERGEANT AIDE	Long,Kurt M	1/26/2004	4	5	89,064.00	16,833.10	1.00	Reg	14 yrs		
FB0	2019	3000	3102	F	SERGEANT AIDE	Small,Richard E	3/31/1997	4	5	97,970.00	18,516.33	1.00	Reg	21 yrs		
FB0	2019	3000	3102	F	SERGEANT AIDE	Summers,Shawn A	9/9/2002	4	5	93,517.00	17,674.71	1.00	Reg	16 yrs		
FB0	2019	3000	3102	F	SERGEANT AIDE	Williams,Thomas L	10/17/2004	4	5	89,064.00	16,833.10	1.00	Reg	14 yrs		
FB0	2019	3000	3102	F	SERGEANT AIDE	Baucum,Gregory D	9/9/2002	4	6	98,197.00	18,559.23	1.00	Reg	16 yrs		
FB0	2019	3000	3102	F	SERGEANT AIDE	Draper,Jerome P	6/22/1992	4	6	107,549.00	20,326.76	1.00	Reg	26 yrs		
FB0	2019	3000	3102	F	SERGEANT AIDE	Hairston,Wayne A	5/4/1992	4	6	107,549.00	20,326.76	1.00	Reg	26 yrs		
FB0	2019	3000	3102	F	SERGEANT AIDE	Harrison,William H	6/29/1992	4	6	107,549.00	20,326.76	1.00	Reg	26 yrs		
FB0	2019	3000	3102	F	SERGEANT AIDE	Hayman III,John C	3/11/1991	4	6	107,549.00	20,326.76	1.00	Reg	27 yrs		
FB0	2019	3000	3102	F	SERGEANT AIDE	Holness,Christopher N	7/1/1988	4	6	107,549.00	20,326.76	1.00	Reg	30 yrs		
FB0	2019	3000	3102	F	SERGEANT AIDE	Murphy,Steven G	3/31/1997	4	6	102,873.00	19,443.00	1.00	Reg	21 yrs		
FB0	2019	3000	3102	F	SERGEANT AIDE	Rose,William P.	3/26/2001	4	6	98,197.00	18,559.23	1.00	Reg	17 yrs		
FB0	2019	3000	3102	F	SERGEANT AIDE	Teachey,Maurice	5/21/2001	4	6	107,549.00	20,326.76	1.00	Reg	17 yrs		
FB0	2019	3000	3102	F	SERGEANT PARAMEDIC	Ryan,Gene T	3/26/2012	4B	2	85,029.00	16,070.48	1.00	Reg	6 yrs		
FB0	2019	3000	3102	F	SERGEANT PARAMEDIC	Streicher,Brandon D	10/12/2010	4B	2	85,029.00	16,070.48	1.00	Reg	8 yrs		
FB0	2019	3000	3102	F	SERGEANT PARAMEDIC	Ajose,Justin E	7/23/2007	4B	3	88,878.00	16,797.94	1.00	Reg	11 yrs		
FB0	2019	3000	3102	F	SERGEANT PARAMEDIC	Belcher,Kevin J	4/30/2007	4B	3	88,878.00	16,797.94	1.00	Reg	11 yrs		
FB0	2019	3000	3102	F	SERGEANT PARAMEDIC	Bennett,Timothy	12/28/1992	4B	4	106,855.00	20,195.60	1.00	Reg	26 yrs		
FB0	2019	3000	3102	F	SERGEANT PARAMEDIC	Loften,Kianna C	10/2/2005	4B	4	92,917.00	17,561.31	1.00	Reg	13 yrs		
FB0	2019	3000	3102	F	SERGEANT PARAMEDIC	Mullen,Christopher K	9/17/2007	4B	4	92,917.00	17,561.31	1.00	Reg	11 yrs		
FB0	2019	3000	3102	F	SERGEANT PARAMEDIC	Caddington,Ward C	12/15/2003	4B	5	102,016.00	19,281.02	1.00	Reg	15 yrs		
FB0	2019	3000	3102	F	SERGEANT PARAMEDIC	Brimage Sr.,Corey Duane	5/10/1999	4B	6	106,694.00	20,165.17	1.00	Reg	19 yrs		
FB0	2019	3000	3102	F	SERGEANT PARAMEDIC AIDE	Bolton,Ryan S	10/12/2010	4B	2	85,029.00	16,070.48	1.00	Reg	8 yrs		
FB0	2019	3000	3102	F	SERGEANT PARAMEDIC AIDE	Hicks,Stanley M	6/29/1992	4B	6	111,774.00	21,125.29	1.00	Reg	26 yrs		
FB0	2019	3000	3102	F	SERGEANT PARAMEDIC AIDE	Lehan,Edwin M	10/31/1983	4B	6	121,936.00	23,045.90	1.00	Reg	35 yrs		
FB0	2019	3000	3102	F	SERGEANT PARAMEDIC AIDE	Martin,Dwayne A	3/12/1990	4B	6	116,855.00	22,085.60	1.00	Reg	28 yrs		
FB0	2019	3000	3102	F	SERGEANT PARAMEDIC AIDE	Smith,Victor A	3/31/1986	4B	6	121,936.00	23,045.90	1.00	Reg	32 yrs		
FB0	2019	3000	3102	F	VICE FIREFIGHTER TECH	Feist,Trevor S.	7/23/2007	1	8	76,071.00	14,377.42	1.00	Reg	11 yrs		
FB0	2019	3000	3102	F	VICE FIREFIGHTER TECH	Hayden IV,George E.	9/15/2008	1B	1	78,767.00	14,886.96	1.00	Reg	10 yrs		
FB0	2019	3000	3102	F	VICE FIREFIGHTER TECH	Turner,Adam	7/29/2013	1B	5	67,440.00	12,746.16	1.00	Reg	5 yrs		
FB0	2019	3000	3102	F	VICE FIREFIGHTER TECH	Jackson,Michael	11/7/2011	1B	6	71,219.00	13,460.39	1.00	Reg	7 yrs		
FB0	2019	3000	3102	F	VICE FIREFIGHTER TECH	Freeburn,Seth C	10/12/2010	1B	7	74,993.00	14,173.68	1.00	Reg	8 yrs		

FB0	2019	3000	3102	F	VICE FIREFIGHTER TECH	Knigge,Sean H	4/30/2007	1B	8	78,767.00	14,886.96	1.00	Reg	11 yrs		
FB0	2019	3000	3102	F	VICE FIREFIGHTER TECH	Morrell,Donald E	1/8/2007	1B	8	78,767.00	14,886.96	1.00	Reg	11 yrs		
FB0	2019	3000	3102	F	VICE FIREFIGHTER TECH	Murphy,Garrett Thomas	1/8/2007	1B	8	78,767.00	14,886.96	1.00	Reg	11 yrs		
FB0	2019	3000	3102	F	VICE FIREFIGHTER TECH	Sellitto,Michael J	10/30/2006	1B	8	78,767.00	14,886.96	1.00	Reg	12 yrs		
FB0	2019	3000	3102	V	CAPTAIN			7	1	100,341.00	18,964.45	1.00	Reg		Will be filled according to CBA	
FB0	2019	3000	3102	V	FIREFIGHTER EMT			1	1	53,951.00	10,196.74	1.00	Reg		Recruit Class 4/14/2019	
FB0	2019	3000	3102	V	FIREFIGHTER PARAMEDIC			1C	1	62,045.00	11,726.51	1.00	Reg		Recruit Class 3/4/2019	
FB0	2019	3000	3102	V	FIREFIGHTER PARAMEDIC			1C	1	62,045.00	11,726.51	1.00	Reg		Recruit Class 3/4/2019	
FB0	2019	3000	3102	V	FIREFIGHTER PARAMEDIC			1C	1	62,045.00	11,726.51	1.00	Reg		Recruit Class 3/4/2019	
FB0	2019	3000	3102	V	FIREFIGHTER PARAMEDIC			1C	1	62,045.00	11,726.51	1.00	Reg		Recruit Class 3/4/2019	
FB0	2019	3000	3102	V	FIREFIGHTER PARAMEDIC			1C	1	62,045.00	11,726.51	1.00	Reg		Recruit Class 3/4/2019	
FB0	2019	3000	3102	V	FIREFIGHTER PARAMEDIC			1C	1	62,045.00	11,726.51	1.00	Reg		Recruit Class 3/4/2019	
FB0	2019	3000	3102	V	FIREFIGHTER PARAMEDIC			1C	1	62,045.00	11,726.51	1.00	Reg		Convert to FFEMT for Recruit Class 4/14/2019	
FB0	2019	3000	3102	V	FIREFIGHTER PARAMEDIC			1C	1	62,045.00	11,726.51	1.00	Reg		Convert to FFEMT for Recruit Class 4/14/2019	
FB0	2019	3000	3102	V	FIREFIGHTER PARAMEDIC			1C	1	62,045.00	11,726.51	1.00	Reg		Convert to FFEMT for Recruit Class 4/14/2019	
FB0	2019	3000	3102	V	FIREFIGHTER PARAMEDIC			1C	1	62,045.00	11,726.51	1.00	Reg		Convert to FFEMT for Recruit Class 4/14/2019	
FB0	2019	3000	3102	V	FIREFIGHTER PARAMEDIC			1C	1	62,045.00	11,726.51	1.00	Reg		Convert to FFEMT for Recruit Class 4/14/2019	
FB0	2019	3000	3102	V	FIREFIGHTER PARAMEDIC			1C	1	62,045.00	11,726.51	1.00	Reg		Convert to FFEMT for Recruit Class 4/14/2019	
FB0	2019	3000	3102	V	FIREFIGHTER PARAMEDIC			1C	1	62,045.00	11,726.51	1.00	Reg		Convert to FFEMT for Recruit Class 4/14/2019	
FB0	2019	3000	3102	V	FIREFIGHTER PARAMEDIC			1C	1	62,045.00	11,726.51	1.00	Reg		Convert to FFEMT for Recruit Class 4/14/2019	
FB0	2019	3000	3102	V	FIREFIGHTER PARAMEDIC			1C	1	62,045.00	11,726.51	1.00	Reg		Convert to FFEMT for Recruit Class 4/14/2019	

FB0	2019	3000	3102	V	FIREFIGHTER PARAMEDIC			1C	1	62,045.00	11,726.51	1.00	Reg		Convert to FFEMT for Recruit Class 4/14/2019	
FB0	2019	3000	3102	V	FIREFIGHTER PARAMEDIC			1C	1	56,212.00	10,624.07	1.00	Reg		Convert to FFEMT for Recruit Class 4/14/2019	
FB0	2019	3000	3102	V	FIREFIGHTER PARAMEDIC			1C	1	56,212.00	10,624.07	1.00	Reg		Convert to FFEMT for Recruit Class 4/14/2019	
FB0	2019	3000	3102	V	FIREFIGHTER PARAMEDIC - FTO			1C	7	62,045.00	11,726.51	1.00	Reg			
FB0	2019	3000	3102	V	FIREFIGHTER TECH			1	1	53,951.00	10,196.74	1.00	Reg		Will be fille based on selection process.	
FB0	2019	3000	3102	V	FIREFIGHTER TECH			1B	1	56,650.00	10,706.85	1.00	Reg		Will be fille based on selection process.	
FB0	2019	3000	3102	V	FIREFIGHTER TECH			1B	1	56,650.00	10,706.85	1.00	Reg		Will be fille based on selection process.	
FB0	2019	3000	3102	V	FIREFIGHTER TECH			1B	1	56,650.00	10,706.85	1.00	Reg		Will be fille based on selection process.	
FB0	2019	3000	3102	V	FIREFIGHTER TECH			1B	1	56,650.00	10,706.85	1.00	Reg		Will be fille based on selection process.	
FB0	2019	3000	3102	V	FIREFIGHTER TECH			1B	1	56,650.00	10,706.85	1.00	Reg		Will be fille based on selection process.	
FB0	2019	3000	3102	V	FIREFIGHTER TECH			1B	1	56,650.00	10,706.85	1.00	Reg		Will be fille based on selection process.	
FB0	2019	3000	3102	V	FIREFIGHTER TECH			1B	1	56,650.00	10,706.85	1.00	Reg		Will be fille based on selection process.	
FB0	2019	3000	3102	V	FIREFIGHTER TECH			1B	1	56,650.00	10,706.85	1.00	Reg		Will be fille based on selection process.	
FB0	2019	3000	3102	V	FIREFIGHTER TECH			1B	1	56,650.00	10,706.85	1.00	Reg		Will be fille based on selection process.	

FB0	2019	3000	3102	V	FIREFIGHTER TECH			1B	1	56,650.00	10,706.85	1.00	Reg		Will be fille based on selection process.	
FB0	2019	3000	3102	V	FIREFIGHTER TECH			1B	1	56,650.00	10,706.85	1.00	Reg		Will be fille based on selection process.	
FB0	2019	3000	3102	V	FIREFIGHTER TECH			1B	1	56,650.00	10,706.85	1.00	Reg		Will be fille based on selection process.	
FB0	2019	3000	3102	V	FIREFIGHTER TECH			1B	1	55,539.00	10,496.87	1.00	Reg		Will be fille based on selection process.	
FB0	2019	3000	3102	V	FIREFIGHTER TECH			1B	1	56,650.00	10,706.85	1.00	Reg		Will be fille based on selection process.	
FB0	2019	3000	3102	V	FIREFIGHTER TECH			1B	1	56,650.00	10,706.85	1.00	Reg		Will be fille based on selection process.	
FB0	2019	3000	3102	V	FIREFIGHTER TECH			1B	1	56,650.00	10,706.85	1.00	Reg		Will be fille based on selection process.	
FB0	2019	3000	3102	V*	FIREFIGHTER EMT	(blank)	7/9/2018	1	1	53,951.00	10,196.74	1.00	Reg	0 yrs	Recruit Class 1/7/2019	
FB0	2019	3000	3102	V*	FIREFIGHTER EMT	(blank)	4/17/2018	1	1	53,951.00	10,196.74	1.00	Reg	0 yrs	Recruit Class 1/7/2019	
FB0	2019	3000	3102	V*	FIREFIGHTER EMT	(blank)	11/27/2017	1	1	53,951.00	10,196.74	1.00	Reg	1 yrs	Recruit Class 1/7/2019	
FB0	2019	3000	3102	V*	FIREFIGHTER EMT	(blank)	3/26/2001	1	1	53,951.00	10,196.74	1.00	Reg	17 yrs	Recruit Class 1/7/2019	
FB0	2019	3000	3102	V*	FIREFIGHTER EMT	(blank)	3/21/2016	1	1	53,951.00	10,196.74	1.00	Reg	2 yrs	Recruit Class 1/7/2019	
FB0	2019	3000	3102	V*	FIREFIGHTER EMT	(blank)	6/1/2015	1	1	53,951.00	10,196.74	1.00	Reg	3 yrs	Recruit Class 1/7/2019	
FB0	2019	3000	3102	V*	FIREFIGHTER EMT			1	1	53,951.00	10,196.74	1.00	Reg		Recruit Class 1/7/2019	
FB0	2019	3000	3102	V*	FIREFIGHTER EMT			1	1	53,951.00	10,196.74	1.00	Reg		Recruit Class 1/7/2019	
FB0	2019	3000	3102	V*	FIREFIGHTER EMT			1	1	53,951.00	10,196.74	1.00	Reg		Recruit Class 1/7/2019	
FB0	2019	3000	3102	V*	FIREFIGHTER EMT			1	1	53,951.00	10,196.74	1.00	Reg		Recruit Class 1/7/2019	
FB0	2019	3000	3102	V*	FIREFIGHTER EMT			1	1	53,951.00	10,196.74	1.00	Reg		Recruit Class 1/7/2019	

FB0	2019	3000	3102	V*	FIREFIGHTER TECH	(blank)	1/28/1991	1B	9	94,933.00	17,942.34	1.00	Reg	27 yrs	Will be filled by Selection Process	
FB0	2019	3000	3102	V*	LIEUTENANT PARAMEDIC	(blank)	12/15/2003	5B	4	107,454.00	20,308.81	1.00	Reg	15 yrs	Will be filled by Selection Process	
FB0	2019	3000	3103	F	FIREFIGHTER TECH - AIR	White,Isaac L	3/30/1997	1B	1	90,805.00	17,162.15	1.00	Reg	21 yrs		
FB0	2019	3000	3103	F	FIREFIGHTER TECH - AIR	Blucker,Aaron S	8/10/1992	1B	9	94,933.00	17,942.34	1.00	Reg	26 yrs		
FB0	2019	3000	3103	F	FIREFIGHTER TECH - AIR	Brookbank,Stephen G	10/30/1995	1B	9	90,805.00	17,162.15	1.00	Reg	23 yrs		
FB0	2019	3000	3103	F	FIREFIGHTER TECH - AIR	Brown,Paula E	2/13/1989	1B	9	94,933.00	17,942.34	1.00	Reg	29 yrs		
FB0	2019	3000	3103	F	FIREFIGHTER TECH - AIR	Harris,William H	7/8/1996	1B	9	90,805.00	17,162.15	1.00	Reg	22 yrs		
FB0	2019	3000	3103	F	FIREFIGHTER TECH - AIR	Matthews,Steven L	1/28/1991	1B	9	94,933.00	17,942.34	1.00	Reg	27 yrs		
FB0	2019	3000	3103	F	FIREFIGHTER TECH - AIR	O'Byrne,Ian C	10/10/2000	1B	9	86,678.00	16,382.14	1.00	Reg	18 yrs		
FB0	2019	3000	3103	F	FIREFIGHTER TECH - AIR	Tyree,Kelvin D	1/28/1991	1B	9	94,933.00	17,942.34	1.00	Reg	27 yrs		
FB0	2019	3000	3103	F	FIREFIGHTER TECH - FOAM	Dull,Joel D	7/23/2007	1B	8	78,767.00	14,886.96	1.00	Reg	11 yrs		
FB0	2019	3000	3103	F	FIREFIGHTER TECH - FOAM	Boswell,Kenneth F	3/31/1997	1B	9	90,805.00	17,162.15	1.00	Reg	21 yrs		
FB0	2019	3000	3103	F	FIREFIGHTER TECH - FOAM	Ellis III,Thaddeus	7/31/1989	1B	9	94,933.00	17,942.34	1.00	Reg	29 yrs		
FB0	2019	3000	3103	F	FIREFIGHTER TECH - FOAM	Hagaman,Craig B.	10/10/2000	1B	9	86,678.00	16,382.14	1.00	Reg	18 yrs		
FB0	2019	3000	3103	F	FIREFIGHTER TECH - FOAM	Lane,John W	3/31/1986	1B	9	99,060.00	18,722.34	1.00	Reg	32 yrs		
FB0	2019	3000	3103	F	FIREFIGHTER TECH - FOAM	Mckethan,Gary E	12/17/1990	1B	9	94,933.00	17,942.34	1.00	Reg	28 yrs		
FB0	2019	3000	3103	V	FIREFIGHTER TECH - FOAM			1B	1	56,650.00	10,706.85	1.00	Reg			
FB0	2019	3000	3301	F	CAPTAIN	Spencer,Jack M	10/10/2004	7	3	116,603.00	22,037.97	1.00	Reg	14 yrs		
FB0	2019	3000	3301	F	FIREFIGHTER PARAMEDIC TECH	Kurian,Vinu V.	12/7/2009	1D	7	83,086.00	15,703.25	1.00	Reg	9 yrs		
FB0	2019	3000	3301	F	FIREFIGHTER PARAMEDIC TECH	McMahon,James P	10/12/2010	1D	7	83,086.00	15,703.25	1.00	Reg	8 yrs		
FB0	2019	3000	3301	F	FIREFIGHTER PARAMEDIC TECH	Miesse,Miletus H.	12/7/2009	1D	7	83,086.00	15,703.25	1.00	Reg	9 yrs		
FB0	2019	3000	3301	F	FIREFIGHTER TECH	Neuman,Michael Paul	10/12/2010	1B	7	74,993.00	14,173.68	1.00	Reg	8 yrs		
FB0	2019	3000	3301	F	FIREFIGHTER TECH	Grimes,Seth A	1/7/2008	1B	8	78,767.00	14,886.96	1.00	Reg	10 yrs		
FB0	2019	3000	3301	F	FIREFIGHTER TECH	Caudle,William D	5/4/1992	1B	9	94,933.00	17,942.34	1.00	Reg	26 yrs		
FB0	2019	3000	3301	F	FIREFIGHTER TECH	Dixon,Ericeka A	10/20/2003	1B	9	82,550.00	15,601.95	1.00	Reg	15 yrs		
FB0	2019	3000	3301	F	FIREFIGHTER TECH	Harrison,Kenneth N	10/10/2000	1B	9	86,678.00	16,382.14	1.00	Reg	18 yrs		
FB0	2019	3000	3301	F	FIREFIGHTER TECH	Jackson,Keon A	3/8/2004	1B	9	82,550.00	15,601.95	1.00	Reg	14 yrs		
FB0	2019	3000	3301	F	FIREFIGHTER TECH	Johnson,Heath D	9/9/2002	1B	9	86,678.00	16,382.14	1.00	Reg	16 yrs		
FB0	2019	3000	3301	F	FIREFIGHTER TECH	Martincheck,George P	1/3/2000	1B	9	86,678.00	16,382.14	1.00	Reg	18 yrs		
FB0	2019	3000	3301	F	FIREFIGHTER TECH	Mason,Rodney A	6/18/1989	1B	9	94,933.00	17,942.34	1.00	Reg	29 yrs		
FB0	2019	3000	3301	F	FIREFIGHTER TECH	Reid,Luciean T	3/9/1992	1B	9	94,933.00	17,942.34	1.00	Reg	26 yrs		
FB0	2019	3000	3301	F	FIREFIGHTER TECH	Waters Jr.,John B	7/7/1996	1B	9	90,805.00	17,162.15	1.00	Reg	22 yrs		
FB0	2019	3000	3301	F	FIREFIGHTER TECH	West,James L	12/8/1997	1B	9	90,805.00	17,162.15	1.00	Reg	21 yrs		
FB0	2019	3000	3301	F	LIEUTENANT	Martenas,Matthew I	9/9/2002	5	4	104,329.00	19,718.18	1.00	Reg	16 yrs		
FB0	2019	3000	3301	F	LIEUTENANT	Giannini,Peter A	7/8/1996	5	5	115,195.00	21,771.86	1.00	Reg	22 yrs		
FB0	2019	3000	3301	F	LIEUTENANT	Morris,Richard D	12/13/1992	5	5	120,431.00	22,761.46	1.00	Reg	26 yrs		
FB0	2019	3000	3301	F	SERGEANT	Genies,Weldon T	4/27/2009	4	2	76,937.00	14,541.09	1.00	Reg	9 yrs		
FB0	2019	3000	3301	F	SERGEANT	Anthony,Jason E.	4/30/2007	4	3	80,785.00	15,268.37	1.00	Reg	11 yrs		
FB0	2019	3000	3301	F	SERGEANT	Faulkner,Stephen J.	4/30/2007	4	4	84,826.00	16,032.11	1.00	Reg	11 yrs		
FB0	2019	3000	3301	F	SERGEANT	Tucker,Christopher M.	12/18/2000	4	6	98,197.00	18,559.23	1.00	Reg	18 yrs		
FB0	2019	3000	3301	F	VICE FIREFIGHTER TECH	Mosley,Joseph K.	12/24/1999	1B	9	86,678.00	16,382.14	1.00	Reg	19 yrs		
FB0	2019	3000	3302	F	BATTALION FIRE CHIEF	Hanson,James D.	1/3/2000	8	2	127,924.00	24,177.64	1.00	Reg	18 yrs		
FB0	2019	3000	3302	F	BATTALION FIRE CHIEF	Mccoy,Daniel W	1/3/2000	8	2	127,924.00	24,177.64	1.00	Reg	18 yrs		
FB0	2019	3000	3302	F	BATTALION FIRE CHIEF	Smith,Edward C	8/9/1992	8	3	147,391.00	27,856.90	1.00	Reg	26 yrs		
FB0	2019	3000	3302	F	BATTALION FIRE CHIEF	Sefton,Christopher	3/11/1991	8	4	155,058.00	29,305.96	1.00	Reg	27 yrs		
FB0	2019	3000	3302	F	DEPUTY FIRE CHIEF - SO	Sollers Jr.,John J	8/10/1992	9	4	198,121.00	37,444.87	1.00	Reg	26 yrs		
FB0	2019	3000	3302	F	LIEUTENANT	Jackson,Keishea R	2/10/2003	5	3	98,984.00	18,707.98	1.00	Reg	15 yrs		
FB0	2019	3000	3302	F	SERGEANT AIDE	Ader,Michael Scott	1/8/2007	4	4	84,826.00	16,032.11	1.00	Reg	11 yrs		
FB0	2019	3000	3302	F	SERGEANT AIDE	Sinon,Sean P	4/20/1998	4	5	97,970.00	18,516.33	1.00	Reg	20 yrs		

FB0	2019	3000	3302	F	SERGEANT AIDE	Creelman,Donald S	8/10/1992	4	6	107,549.00	20,326.76	1.00	Reg	26 yrs		
FB0	2019	3000	3302	F	SERGEANT AIDE	Hounshell,Ramon A	3/10/1991	4	6	107,549.00	20,326.76	1.00	Reg	27 yrs		
FB0	2019	3000	3303	F	BATTALION EMS SUPVR CAPTAIN	Baker,Timothy J	6/24/1996	7B	4	137,410.00	25,970.49	1.00	Reg	22 yrs		
FB0	2019	3000	3303	F	BATTALION EMS SUPVR CAPTAIN	Kurland,Ellen S	7/16/2001	7B	4	137,410.00	25,970.49	1.00	Reg	17 yrs		
FB0	2019	3000	3303	F	BATTALION EMS SUPVR CAPTAIN	St Laurent,Roger	12/28/1992	7B	4	143,656.00	27,150.98	1.00	Reg	26 yrs		
FB0	2019	3000	3303	F	BATTALION EMS SUPVR CAPTAIN	Steptoe,Charles Y.	1/23/2006	7B	4	124,918.00	23,609.50	1.00	Reg	12 yrs		
FB0	2019	3000	3303	F	CAPTAIN	Taylor,Jeffery D	12/15/2003	7	2	110,838.00	20,948.38	1.00	Reg	15 yrs		
FB0	2019	3000	3303	F	CAPTAIN	Palmer,Jason L	1/3/2000	7	3	116,603.00	22,037.97	1.00	Reg	18 yrs		
FB0	2019	3000	3303	F	CAPTAIN	Kemp,Ronald M	3/11/1991	7	4	134,351.00	25,392.34	1.00	Reg	27 yrs		
FB0	2019	3000	3303	F	FIREFIGHTER EMT	Green,Charlene L	4/17/2018	1	1	53,951.00	10,196.74	1.00	Reg	0 yrs		
FB0	2019	3000	3303	F	FIREFIGHTER EMT	Murphy,Mark A	4/17/2018	1	6	71,947.00	13,597.98	1.00	Reg	0 yrs		
FB0	2019	3000	3303	F	FIREFIGHTER EMT	Abell,Michael B	4/30/2007	1	8	76,071.00	14,377.42	1.00	Reg	11 yrs		
FB0	2019	3000	3303	F	FIREFIGHTER EMT	Davis,Geoffrey A	10/30/2006	1	8	76,071.00	14,377.42	1.00	Reg	12 yrs		
FB0	2019	3000	3303	F	FIREFIGHTER EMT	Edwards III,Raymond C	8/20/2007	1	8	76,071.00	14,377.42	1.00	Reg	11 yrs		
FB0	2019	3000	3303	F	FIREFIGHTER EMT	Orsi Jr.,David T	5/2/2005	1	8	73,117.00	13,819.11	1.00	Reg	13 yrs		
FB0	2019	3000	3303	F	FIREFIGHTER EMT	Tarbell,Jason C	10/29/2007	1	8	76,071.00	14,377.42	1.00	Reg	11 yrs		
FB0	2019	3000	3303	F	FIREFIGHTER EMT	Wagner,Ryan Robinson	1/8/2007	1	8	76,071.00	14,377.42	1.00	Reg	11 yrs		
FB0	2019	3000	3303	F	FIREFIGHTER EMT	Washington,Antoine C	4/17/2007	1	8	76,071.00	14,377.42	1.00	Reg	11 yrs		
FB0	2019	3000	3303	F	FIREFIGHTER EMT	Adkins Jr.,Donald L	4/7/2003	1	9	83,844.00	15,846.52	1.00	Reg	15 yrs		
FB0	2019	3000	3303	F	FIREFIGHTER EMT	Armstrong,Linwood	12/1/1991	1	9	87,836.00	16,601.00	1.00	Reg	27 yrs		
FB0	2019	3000	3303	F	FIREFIGHTER EMT	Bunn,Gerald U	12/16/2002	1	9	83,844.00	15,846.52	1.00	Reg	16 yrs		
FB0	2019	3000	3303	F	FIREFIGHTER EMT	Buscavage,Charles L	12/14/1992	1	9	91,829.00	17,355.68	1.00	Reg	26 yrs		
FB0	2019	3000	3303	F	FIREFIGHTER EMT	Carroll,Jeffrey A	10/30/1995	1	9	87,836.00	16,601.00	1.00	Reg	23 yrs		
FB0	2019	3000	3303	F	FIREFIGHTER EMT	Clark,Timothy J	9/30/1996	1	9	87,836.00	16,601.00	1.00	Reg	22 yrs		
FB0	2019	3000	3303	F	FIREFIGHTER EMT	Dillon,Thomas E	4/7/2003	1	9	83,844.00	15,846.52	1.00	Reg	15 yrs		
FB0	2019	3000	3303	F	FIREFIGHTER EMT	Dzanko,Charles J.	1/3/2000	1	9	83,844.00	15,846.52	1.00	Reg	18 yrs		
FB0	2019	3000	3303	F	FIREFIGHTER EMT	Gimmel Jr.,Michael D.	10/10/2000	1	9	83,844.00	15,846.52	1.00	Reg	18 yrs		
FB0	2019	3000	3303	F	FIREFIGHTER EMT	Hottinger,Robert B	3/9/1992	1	9	91,829.00	17,355.68	1.00	Reg	26 yrs		
FB0	2019	3000	3303	F	FIREFIGHTER EMT	Kiser,James E	4/7/2003	1	9	83,844.00	15,846.52	1.00	Reg	15 yrs		
FB0	2019	3000	3303	F	FIREFIGHTER EMT	Krabbe,Bret W	8/9/2004	1	9	79,851.00	15,091.84	1.00	Reg	14 yrs		
FB0	2019	3000	3303	F	FIREFIGHTER EMT	Mazzara,James S	9/9/2002	1	9	83,844.00	15,846.52	1.00	Reg	16 yrs		
FB0	2019	3000	3303	F	FIREFIGHTER EMT	Mcdougal,Ignacio	10/20/2003	1	9	79,851.00	15,091.84	1.00	Reg	15 yrs		
FB0	2019	3000	3303	F	FIREFIGHTER EMT	Mizenko Jr.,Edward John	10/15/2003	1	9	83,844.00	15,846.52	1.00	Reg	15 yrs		
FB0	2019	3000	3303	F	FIREFIGHTER EMT	Olinger Jr.,Milton H	10/30/1995	1	9	87,836.00	16,601.00	1.00	Reg	23 yrs		
FB0	2019	3000	3303	F	FIREFIGHTER EMT	Potter,Calvert L	12/14/1992	1	9	91,829.00	17,355.68	1.00	Reg	26 yrs		
FB0	2019	3000	3303	F	FIREFIGHTER EMT	Power,David G.	10/10/2000	1	9	83,844.00	15,846.52	1.00	Reg	18 yrs		
FB0	2019	3000	3303	F	FIREFIGHTER EMT	Rabaiotti,Michael J	4/7/2003	1	9	83,844.00	15,846.52	1.00	Reg	15 yrs		
FB0	2019	3000	3303	F	FIREFIGHTER EMT	Rainwater,Joseph H	3/8/2004	1	9	79,851.00	15,091.84	1.00	Reg	14 yrs		
FB0	2019	3000	3303	F	FIREFIGHTER EMT	Schaffer,Frederick S	10/10/2000	1	9	83,844.00	15,846.52	1.00	Reg	18 yrs		
FB0	2019	3000	3303	F	FIREFIGHTER EMT	Shymansky Jr.,John M	4/6/2003	1	9	83,844.00	15,846.52	1.00	Reg	15 yrs		
FB0	2019	3000	3303	F	FIREFIGHTER EMT	Sullivan,Richard L	7/8/1996	1	9	87,836.00	16,601.00	1.00	Reg	22 yrs		
FB0	2019	3000	3303	F	FIREFIGHTER EMT	Supko,Monte W	10/30/1995	1	9	87,836.00	16,601.00	1.00	Reg	23 yrs		
FB0	2019	3000	3303	F	FIREFIGHTER EMT	Taper,Stanley A	3/9/1992	1	9	91,829.00	17,355.68	1.00	Reg	26 yrs		
FB0	2019	3000	3303	F	FIREFIGHTER EMT	Williams,Charlie A	5/27/1997	1	9	87,836.00	16,601.00	1.00	Reg	21 yrs		
FB0	2019	3000	3303	F	FIREFIGHTER EMT	Williams,David M	9/9/2002	1	9	83,844.00	15,846.52	1.00	Reg	16 yrs		
FB0	2019	3000	3303	F	FIREFIGHTER EMT	Woods,Jason R	10/10/2000	1	9	83,844.00	15,846.52	1.00	Reg	18 yrs		
FB0	2019	3000	3303	F	FIREFIGHTER PARAMEDIC	Chapman,Brandon	9/17/2018	1C	1	62,045.00	11,726.51	1.00	Reg	0 yrs		
FB0	2019	3000	3303	F	FIREFIGHTER PARAMEDIC	Fitch,Branden	9/17/2018	1C	1	62,045.00	11,726.51	1.00	Reg	0 yrs		
FB0	2019	3000	3303	F	FIREFIGHTER PARAMEDIC	Orosz,Nicholas	4/13/2009	1C	7	80,389.00	15,193.52	1.00	Reg	9 yrs		
FB0	2019	3000	3303	F	FIREFIGHTER PARAMEDIC	Whisonant,Gregory W	10/12/2010	1C	7	80,389.00	15,193.52	1.00	Reg	8 yrs		
FB0	2019	3000	3303	F	FIREFIGHTER PARAMEDIC	Hooker,John H	10/29/2007	1C	8	84,163.00	15,906.81	1.00	Reg	11 yrs		
FB0	2019	3000	3303	F	FIREFIGHTER PARAMEDIC	Hope,Jon G	8/25/2003	1C	9	87,944.00	16,621.42	1.00	Reg	15 yrs		
FB0	2019	3000	3303	F	FIREFIGHTER PARAMEDIC	Hyde Jr.,Kenneth B	7/24/2006	1C	9	87,944.00	16,621.42	1.00	Reg	12 yrs		

FB0	2019	3000	3303	F	FIREFIGHTER TECH	Patterson,Curtis	7/6/2009	1B	8	78,767.00	14,886.96	1.00	Reg	9 yrs		
FB0	2019	3000	3303	F	FIREFIGHTER TECH	Alexander,William C.	3/26/2001	1B	9	86,678.00	16,382.14	1.00	Reg	17 yrs		
FB0	2019	3000	3303	F	FIREFIGHTER TECH	Burton,Edgar O	2/12/1989	1B	9	94,933.00	17,942.34	1.00	Reg	29 yrs		
FB0	2019	3000	3303	F	FIREFIGHTER TECH	Byrne,Kelly M.	1/3/2000	1B	9	86,678.00	16,382.14	1.00	Reg	18 yrs		
FB0	2019	3000	3303	F	FIREFIGHTER TECH	Comer,John E	3/9/1992	1B	9	94,933.00	17,942.34	1.00	Reg	26 yrs		
FB0	2019	3000	3303	F	FIREFIGHTER TECH	Deavers,Warren M	12/15/2003	1B	9	86,678.00	16,382.14	1.00	Reg	15 yrs		
FB0	2019	3000	3303	F	FIREFIGHTER TECH	Dowd,Timothy P.	1/3/2000	1B	9	86,678.00	16,382.14	1.00	Reg	18 yrs		
FB0	2019	3000	3303	F	FIREFIGHTER TECH	Griest Jr.,James F	3/31/1997	1B	9	90,805.00	17,162.15	1.00	Reg	21 yrs		
FB0	2019	3000	3303	F	FIREFIGHTER TECH	Hoffman,Joseph A	8/9/2004	1B	9	82,550.00	15,601.95	1.00	Reg	14 yrs		
FB0	2019	3000	3303	F	FIREFIGHTER TECH	Schwarzman,Richard A	8/10/1992	1B	9	94,933.00	17,942.34	1.00	Reg	26 yrs		
FB0	2019	3000	3303	F	LIEUTENANT	Phillips,Brian D.	1/3/2000	5	4	104,329.00	19,718.18	1.00	Reg	18 yrs		
FB0	2019	3000	3303	F	LIEUTENANT	Copeland,Richard A	8/10/1992	5	5	120,431.00	22,761.46	1.00	Reg	26 yrs		
FB0	2019	3000	3303	F	LIEUTENANT	Imbach,Matthew R.	3/26/2001	5	5	109,959.00	20,782.25	1.00	Reg	17 yrs		
FB0	2019	3000	3303	F	LIEUTENANT	Keefe,David	10/10/2000	5	5	109,959.00	20,782.25	1.00	Reg	18 yrs		
FB0	2019	3000	3303	F	LIEUTENANT	Kuhn,Stephen	6/24/1985	5	5	125,668.00	23,751.25	1.00	Reg	33 yrs		
FB0	2019	3000	3303	F	LIEUTENANT	Thorne,Jeffrey D	5/4/1992	5	5	120,431.00	22,761.46	1.00	Reg	26 yrs		
FB0	2019	3000	3303	F	LIEUTENANT	Turnell,Gregory G	3/17/1987	5	5	125,668.00	23,751.25	1.00	Reg	31 yrs		
FB0	2019	3000	3303	F	LIEUTENANT	Waddy,Eric A	8/11/1991	5	5	120,431.00	22,761.46	1.00	Reg	27 yrs		
FB0	2019	3000	3303	F	LIEUTENANT	Ward,James V	6/29/1992	5	5	120,431.00	22,761.46	1.00	Reg	26 yrs		
FB0	2019	3000	3303	F	SERGEANT	Bassford,Justin	5/2/2005	4	4	84,826.00	16,032.11	1.00	Reg	13 yrs		
FB0	2019	3000	3303	F	SERGEANT	Caruso III,Enrico T	10/30/2006	4	4	84,826.00	16,032.11	1.00	Reg	12 yrs		
FB0	2019	3000	3303	F	SERGEANT	Clark,Daniel Harvey	4/30/2007	4	4	84,826.00	16,032.11	1.00	Reg	11 yrs		
FB0	2019	3000	3303	F	SERGEANT	Hoagland,David C.	8/20/2007	4	4	84,826.00	16,032.11	1.00	Reg	11 yrs		
FB0	2019	3000	3303	F	SERGEANT	Cooksey,David M	3/8/2004	4	5	89,064.00	16,833.10	1.00	Reg	14 yrs		
FB0	2019	3000	3303	F	SERGEANT	Haggerty Jr.,John F	1/3/2000	4	5	93,517.00	17,674.71	1.00	Reg	18 yrs		
FB0	2019	3000	3303	F	SERGEANT	Heaney,Robert J.	10/10/2000	4	5	93,517.00	17,674.71	1.00	Reg	18 yrs		
FB0	2019	3000	3303	F	SERGEANT	Ridgeway,Michael S	10/10/2000	4	5	93,517.00	17,674.71	1.00	Reg	18 yrs		
FB0	2019	3000	3303	F	SERGEANT	Short,Samuel D.	3/26/2001	4	5	93,517.00	17,674.71	1.00	Reg	17 yrs		
FB0	2019	3000	3303	F	SERGEANT	Smith,Christopher S.	1/3/2000	4	5	93,517.00	17,674.71	1.00	Reg	18 yrs		
FB0	2019	3000	3303	F	SERGEANT	Youngling,David J	4/19/2004	4	5	89,064.00	16,833.10	1.00	Reg	14 yrs		
FB0	2019	3000	3303	F	SERGEANT	Green,Walter L	12/16/2002	4	6	98,197.00	18,559.23	1.00	Reg	16 yrs		
FB0	2019	3000	3303	V	FIREFIGHTER TECH	(blank)	12/15/2003	1B	1	56,650.00	10,706.85	1.00	Reg	15 yrs		
FB0	2019	3000	3303	V	FIREFIGHTER TECH			1B	1	56,650.00	10,706.85	1.00	Reg		Will be fille based on selection process.	
FB0	2019	3000	3303	V	FIREFIGHTER TECH			1B	1	56,650.00	10,706.85	1.00	Reg		Will be fille based on selection process.	
FB0	2019	3000	3303	V*	FIREFIGHTER EMT			1	1	53,951.00	10,196.74	1.00	Reg		Will be filled by Selection Process	
FB0	2019	3000	3307	F	ASST MARINE ENGINEER	Otterbacher,Joshua	1/7/2008	1	8	76,071.00	14,377.42	1.00	Reg	10 yrs		
FB0	2019	3000	3307	F	ASST MARINE PILOT	Huskins,Michael A.	4/2/2007	3	5	81,602.00	15,422.78	1.00	Reg	11 yrs		
FB0	2019	3000	3307	F	ASST MARINE PILOT	Kirkpatrick,John K	9/9/2002	3	6	89,934.00	16,997.53	1.00	Reg	16 yrs		
FB0	2019	3000	3307	F	ASST MARINE PILOT	Isbell Jr.,Charles E.	1/23/2006	1C	9	87,944.00	16,621.42	1.00	Reg	12 yrs		
FB0	2019	3000	3307	F	CAPTAIN PARAMEDIC	Edwards,Andre L	3/31/1997	7B	2	113,654.00	21,480.61	1.00	Reg	21 yrs		
FB0	2019	3000	3307	F	FIREFIGHTER EMT	Hater,Stephen G	10/12/2010	1	7	72,297.00	13,664.13	1.00	Reg	8 yrs		
FB0	2019	3000	3307	F	FIREFIGHTER EMT	Marlowe,Shaun A	4/27/2009	1	7	72,297.00	13,664.13	1.00	Reg	9 yrs		
FB0	2019	3000	3307	F	FIREFIGHTER EMT	Rich III,Roy J	10/12/2010	1	7	72,297.00	13,664.13	1.00	Reg	8 yrs		
FB0	2019	3000	3307	F	FIREFIGHTER EMT	Westerbeck,Matthew J	10/12/2010	1	7	72,297.00	13,664.13	1.00	Reg	8 yrs		
FB0	2019	3000	3307	F	FIREFIGHTER EMT	WARD Jr.,ROBERT	7/23/2007	1	8	76,071.00	14,377.42	1.00	Reg	11 yrs		

FB0	2019	3000	3307	F	FIREFIGHTER EMT	Beattie,William E	8/9/2004	1	9	79,851.00	15,091.84	1.00	Reg	14 yrs		
FB0	2019	3000	3307	F	FIREFIGHTER EMT	Bernard,Christopher J	4/19/2004	1	9	79,851.00	15,091.84	1.00	Reg	14 yrs		
FB0	2019	3000	3307	F	FIREFIGHTER EMT	Lenard,Jeffrey B	6/14/2004	1	9	79,851.00	15,091.84	1.00	Reg	14 yrs		
FB0	2019	3000	3307	F	FIREFIGHTER PARAMEDIC	Parrott,Corey A	3/26/2012	1C	6	76,614.00	14,480.05	1.00	Reg	6 yrs		
FB0	2019	3000	3307	F	FIREFIGHTER PARAMEDIC	Hurley,James M.	12/7/2009	1C	7	80,389.00	15,193.52	1.00	Reg	9 yrs		
FB0	2019	3000	3307	F	FIREFIGHTER TECH - MO	Covey,Jonathan B	7/8/1996	1B	9	90,805.00	17,162.15	1.00	Reg	22 yrs		
FB0	2019	3000	3307	F	LIEUTENANT	Dziubla,Peter J	12/15/2003	5	3	98,984.00	18,707.98	1.00	Reg	15 yrs		
FB0	2019	3000	3307	F	LIEUTENANT	Puglisi,Michael J	12/15/2003	5	4	104,329.00	19,718.18	1.00	Reg	15 yrs		
FB0	2019	3000	3307	F	LIEUTENANT	Walker Jr.,Michael E	10/10/2000	5	4	104,329.00	19,718.18	1.00	Reg	18 yrs		
FB0	2019	3000	3307	F	MARINE ENGINEER	Blake,Anthony T	3/31/1997	6	2	107,183.00	20,257.59	1.00	Reg	21 yrs		
FB0	2019	3000	3307	F	MARINE ENGINEER	Dipietro,David J	3/17/1986	6	4	129,654.00	24,504.61	1.00	Reg	32 yrs		
FB0	2019	3000	3307	F	MARINE ENGINEER	Romero,Henry A	2/13/1989	6	4	124,252.00	23,483.63	1.00	Reg	29 yrs		
FB0	2019	3000	3307	F	MARINE ENGINEER	Smith Jr.,Marvin L	3/31/1997	6	4	118,850.00	22,462.65	1.00	Reg	21 yrs		
FB0	2019	3000	3307	F	MARINE OPERATOR	Seymour,Jay S	9/17/2007	1B	8	78,767.00	14,886.96	1.00	Reg	11 yrs		
FB0	2019	3000	3307	F	MARINE OPERATOR	Duty,William H	11/29/2004	1B	9	82,550.00	15,601.95	1.00	Reg	14 yrs		
FB0	2019	3000	3307	F	MARINE OPERATOR	Eller,Donald L	6/22/1987	1B	9	94,933.00	17,942.34	1.00	Reg	31 yrs		
FB0	2019	3000	3307	F	MARINE PILOT	Sandy,Matthew J	8/9/2004	6	3	102,604.00	19,392.16	1.00	Reg	14 yrs		
FB0	2019	3000	3307	F	MARINE PILOT	Schaffer,Richard D	8/10/1992	6	4	124,252.00	23,483.63	1.00	Reg	26 yrs		
FB0	2019	3000	3307	F	MARINE PILOT	Tremblay,Darrell	4/17/1995	6	4	118,850.00	22,462.65	1.00	Reg	23 yrs		
FB0	2019	3000	3307	F	SERGEANT	Edwards,Jason A.	9/15/2008	4	3	80,785.00	15,268.37	1.00	Reg	10 yrs		
FB0	2019	3000	3307	F	SERGEANT	Mcconnell,Kevin P.	3/26/2001	4	4	89,067.00	16,833.66	1.00	Reg	17 yrs		
FB0	2019	3000	3307	F	SERGEANT	Stolle,Brian L	9/17/2007	4	4	84,826.00	16,032.11	1.00	Reg	11 yrs		
FB0	2019	3000	3307	F	SERGEANT PARAMEDIC	Williams,Paris E	5/1/2005	4B	5	102,016.00	19,281.02	1.00	Reg	13 yrs		
FB0	2019	3000	3502	F	DEPUTY FIRE CHIEF - HS	Hawkins,Derron T	5/3/1992	9	3	177,942.00	33,631.04	1.00	Reg	26 yrs		
FB0	2019	3000	3502	F	LIEUTENANT - HS	Clark,Lawrence L	10/1/2008	5	5	120,431.00	22,761.46	1.00	Reg	10 yrs		
FB0	2019	4000	4011	F	ASST FIRE CHIEF - EMS	Mills III,Edward R	7/8/1996	10	3	200,285.00	37,853.87	1.00	Reg	22 yrs		
FB0	2019	4000	4402	F	BATTALION EMS SUPVR CAPTAIN	Baker,Michael S	10/2/2005	7	4	140,192.00	26,496.29	1.00	Reg	13 yrs		
FB0	2019	4000	4402	F	BATTALION EMS SUPVR CAPTAIN	Smith,Betty E	2/18/1997	7	4	128,510.00	24,288.39	1.00	Reg	21 yrs		
FB0	2019	4000	4402	F	BATTALION EMS SUPVR CAPTAIN	Drucker,Marcus N	7/24/2006	7B	2	113,654.00	21,480.61	1.00	Reg	12 yrs		
FB0	2019	4000	4402	F	BATTALION EMS SUPVR CAPTAIN	Elborne,Ryan J	5/2/2005	7B	2	113,654.00	21,480.61	1.00	Reg	13 yrs		
FB0	2019	4000	4402	F	BATTALION EMS SUPVR CAPTAIN	Hayes Jr.,Bernie	4/12/1999	7B	2	119,337.00	22,554.69	1.00	Reg	19 yrs		
FB0	2019	4000	4402	F	BATTALION EMS SUPVR CAPTAIN	Lammert,Philip E	3/6/2006	7B	2	113,654.00	21,480.61	1.00	Reg	12 yrs		
FB0	2019	4000	4402	F	BATTALION EMS SUPVR CAPTAIN	Paramore,Reginald K	10/15/1991	7B	2	130,702.00	24,702.68	1.00	Reg	27 yrs		
FB0	2019	4000	4402	F	BATTALION EMS SUPVR CAPTAIN	Watson,Michael M	7/23/2007	7B	2	113,654.00	21,480.61	1.00	Reg	11 yrs		
FB0	2019	4000	4402	F	BATTALION EMS SUPVR CAPTAIN	Capece,Alexander G	12/8/2008	7B	3	119,142.00	22,517.84	1.00	Reg	10 yrs		
FB0	2019	4000	4402	F	BATTALION EMS SUPVR CAPTAIN	Moulton,Sharon P.	10/17/2005	7B	3	119,142.00	22,517.84	1.00	Reg	13 yrs		
FB0	2019	4000	4402	F	BATTALION EMS SUPVR CAPTAIN	Baker,Mark S	2/1/1988	7B	4	149,902.00	28,331.48	1.00	Reg	30 yrs		
FB0	2019	4000	4402	F	BATTALION EMS SUPVR CAPTAIN	Barnes,Melonie C	2/18/1997	7B	4	137,410.00	25,970.49	1.00	Reg	21 yrs		
FB0	2019	4000	4402	F	BATTALION EMS SUPVR CAPTAIN	Bell Sr.,Renaldo D	7/5/1998	7B	4	137,410.00	25,970.49	1.00	Reg	20 yrs		
FB0	2019	4000	4402	F	BATTALION EMS SUPVR CAPTAIN	Costello,Craig B	7/6/1998	7B	4	137,410.00	25,970.49	1.00	Reg	20 yrs		
FB0	2019	4000	4402	F	BATTALION EMS SUPVR CAPTAIN	Follin,James E	7/3/1989	7B	4	143,656.00	27,150.98	1.00	Reg	29 yrs		
FB0	2019	4000	4402	F	BATTALION EMS SUPVR CAPTAIN	Lato,John	12/2/2002	7B	4	131,164.00	24,790.00	1.00	Reg	16 yrs		
FB0	2019	4000	4402	F	BATTALION EMS SUPVR CAPTAIN	Lipton,Jeffrey	5/1/2005	7B	4	143,656.00	27,150.98	1.00	Reg	13 yrs		
FB0	2019	4000	4402	F	BATTALION EMS SUPVR CAPTAIN	Liriano,Nicole M.	5/20/2002	7B	4	131,164.00	24,790.00	1.00	Reg	16 yrs		
FB0	2019	4000	4402	F	BATTALION EMS SUPVR CAPTAIN	Meachum,Michael A	7/3/1989	7B	4	143,656.00	27,150.98	1.00	Reg	29 yrs		
FB0	2019	4000	4402	F	BATTALION EMS SUPVR CAPTAIN	Panek,Brent W	11/28/2004	7B	4	143,656.00	27,150.98	1.00	Reg	14 yrs		
FB0	2019	4000	4402	F	BATTALION EMS SUPVR CAPTAIN	Streat,Jonathan E	7/31/1989	7B	4	143,656.00	27,150.98	1.00	Reg	29 yrs		
FB0	2019	4000	4402	F	BATTALION EMS SUPVR CAPTAIN	Timmons,Michael D	6/24/1996	7B	4	137,410.00	25,970.49	1.00	Reg	22 yrs		
FB0	2019	4000	4402	F	BATTALION EMS SUPVR CAPTAIN	Washington,John N	3/11/1991	7B	4	143,656.00	27,150.98	1.00	Reg	27 yrs		
FB0	2019	4000	4402	F	BATTALION EMS SUPVR CAPTAIN	Weinroth,Derek A.	11/28/2005	7B	4	124,918.00	23,609.50	1.00	Reg	13 yrs		
FB0	2019	4000	4402	F	BATTALION FIRE CHIEF - EMS - 1	Zink,Frederick L	10/10/2000	8	4	141,575.00	26,757.68	1.00	Reg	18 yrs		
FB0	2019	4000	4402	F	BATTALION FIRE CHIEF - EMS - 3	Smith,Patrick C	3/27/1989	8	4	147,674.29	27,910.44	1.00	Reg	29 yrs		
FB0	2019	4000	4402	F	BATTALION FIRE CHIEF - EMS - 4	Brown,Justin B	7/27/2015	8	2	127,924.00	24,177.64	1.00	Reg	3 yrs		

FB0	2019	4000	4402	F	BATTALION FIRE CHIEF - EMS -2	Cotter,Michael A	5/2/2005	8	2	121,832.00	23,026.25	1.00	Reg	13 yrs		
FB0	2019	4000	4402	F	EMERGENCY MEDICAL TECH	Van Order,Christopher	6/27/2005	7	9	62,121.00	11,740.87	1.00	Reg	13 yrs		
FB0	2019	4000	4402	F	EMERGENCY MEDICAL TECH	Allen,Kevin A	7/11/2015	7	10	63,550.00	12,010.95	1.00	Reg	3 yrs		
FB0	2019	4000	4402	F	EMERGENCY MEDICAL TECH	Barnes,Selena	7/15/2006	7	10	63,550.00	12,010.95	1.00	Reg	12 yrs		
FB0	2019	4000	4402	F	EMERGENCY MEDICAL TECH	Brooks,Sharon L	7/18/1999	7	10	63,550.00	12,010.95	1.00	Reg	19 yrs		
FB0	2019	4000	4402	F	EMERGENCY MEDICAL TECH	Bryant,James	7/31/1989	7	10	63,550.00	12,010.95	1.00	Reg	29 yrs		
FB0	2019	4000	4402	F	EMERGENCY MEDICAL TECH	Cain,Rosalyn F	5/21/1981	7	10	63,550.00	12,010.95	1.00	Reg	37 yrs		
FB0	2019	4000	4402	F	EMERGENCY MEDICAL TECH	Cleveland,Joseph N	3/26/2001	7	10	63,550.00	12,010.95	1.00	Reg	17 yrs		
FB0	2019	4000	4402	F	EMERGENCY MEDICAL TECH	Cloud,Charles L	4/23/1977	7	10	63,550.00	12,010.95	1.00	Reg	41 yrs		
FB0	2019	4000	4402	F	EMERGENCY MEDICAL TECH	Edmundson,Chasity A	6/29/1992	7	10	63,550.00	12,010.95	1.00	Reg	26 yrs		
FB0	2019	4000	4402	F	EMERGENCY MEDICAL TECH	Green,Vernard L	1/12/2004	7	10	63,550.00	12,010.95	1.00	Reg	14 yrs		
FB0	2019	4000	4402	F	EMERGENCY MEDICAL TECH	Hassan,Deborah J	4/7/2003	7	10	63,550.00	12,010.95	1.00	Reg	15 yrs		
FB0	2019	4000	4402	F	EMERGENCY MEDICAL TECH	Henderson,Patrick E.	10/22/2001	7	10	63,550.00	12,010.95	1.00	Reg	17 yrs		
FB0	2019	4000	4402	F	EMERGENCY MEDICAL TECH	Jackson,Donnita S	2/10/2003	7	10	63,550.00	12,010.95	1.00	Reg	15 yrs		
FB0	2019	4000	4402	F	EMERGENCY MEDICAL TECH	Jones,Jonathan L	2/10/2003	7	10	63,550.00	12,010.95	1.00	Reg	15 yrs		
FB0	2019	4000	4402	F	EMERGENCY MEDICAL TECH	Leyland,Kimberly M	4/7/2003	7	10	63,550.00	12,010.95	1.00	Reg	15 yrs		
FB0	2019	4000	4402	F	EMERGENCY MEDICAL TECH	Little,Calvin W	3/26/2001	7	10	63,550.00	12,010.95	1.00	Reg	17 yrs		
FB0	2019	4000	4402	F	EMERGENCY MEDICAL TECH	Mendoza,Luis A	1/12/2004	7	10	63,550.00	12,010.95	1.00	Reg	14 yrs		
FB0	2019	4000	4402	F	EMERGENCY MEDICAL TECH	Miller,Anthony L	7/18/1988	7	10	63,550.00	12,010.95	1.00	Reg	30 yrs		
FB0	2019	4000	4402	F	EMERGENCY MEDICAL TECH	Miller,Ronnell C.	7/16/2001	7	10	63,550.00	12,010.95	1.00	Reg	17 yrs		
FB0	2019	4000	4402	F	EMERGENCY MEDICAL TECH	Newman,Larone R	8/25/2003	7	10	63,550.00	12,010.95	1.00	Reg	15 yrs		
FB0	2019	4000	4402	F	EMERGENCY MEDICAL TECH	Nwosu,Nathan N	2/22/1994	7	10	63,550.00	12,010.95	1.00	Reg	24 yrs		
FB0	2019	4000	4402	F	EMERGENCY MEDICAL TECH	Randolph,Kisha R	7/19/1999	7	10	63,550.00	12,010.95	1.00	Reg	19 yrs		
FB0	2019	4000	4402	F	EMERGENCY MEDICAL TECH	Reid,Yvette C	1/3/1989	7	10	63,550.00	12,010.95	1.00	Reg	29 yrs		
FB0	2019	4000	4402	F	EMERGENCY MEDICAL TECH	Rosa,Annette	3/12/1990	7	10	63,550.00	12,010.95	1.00	Reg	28 yrs		
FB0	2019	4000	4402	F	EMERGENCY MEDICAL TECH	Sampson,Gary D	2/10/2003	7	10	63,550.00	12,010.95	1.00	Reg	15 yrs		
FB0	2019	4000	4402	F	EMERGENCY MEDICAL TECH	Shaw,Kim R.	12/19/2000	7	10	63,550.00	12,010.95	1.00	Reg	18 yrs		
FB0	2019	4000	4402	F	EMERGENCY MEDICAL TECH	Sistare,Naketa V	7/19/1999	7	10	63,550.00	12,010.95	1.00	Reg	19 yrs		
FB0	2019	4000	4402	F	EMERGENCY MEDICAL TECH	Smith,Monique M	4/12/1999	7	10	63,550.00	12,010.95	1.00	Reg	19 yrs		
FB0	2019	4000	4402	F	EMERGENCY MEDICAL TECH	Steinberg,Steve	6/15/1992	7	10	63,550.00	12,010.95	1.00	Reg	26 yrs		
FB0	2019	4000	4402	F	EMERGENCY MEDICAL TECH	Stroman,Ladonnnya M	6/3/2001	7	10	63,550.00	12,010.95	1.00	Reg	17 yrs		
FB0	2019	4000	4402	F	EMERGENCY MEDICAL TECH	Styles,Althea L	4/7/2003	7	10	63,550.00	12,010.95	1.00	Reg	15 yrs		
FB0	2019	4000	4402	F	EMERGENCY MEDICAL TECH	Thomas,Saria Q	2/10/2003	7	10	63,550.00	12,010.95	1.00	Reg	15 yrs		
FB0	2019	4000	4402	F	EMERGENCY MEDICAL TECH	Thompson,Crystal V	2/10/2003	7	10	63,550.00	12,010.95	1.00	Reg	15 yrs		
FB0	2019	4000	4402	F	EMERGENCY MEDICAL TECH	Valentine-taylor,Ebony T.	5/7/2001	7	10	63,550.00	12,010.95	1.00	Reg	17 yrs		
FB0	2019	4000	4402	F	EMERGENCY MEDICAL TECH	Walker,Chinua A	2/10/2003	7	10	63,550.00	12,010.95	1.00	Reg	15 yrs		
FB0	2019	4000	4402	F	EMERGENCY MEDICAL TECH	White,Blake K.	8/16/1999	7	10	63,550.00	12,010.95	1.00	Reg	19 yrs		
FB0	2019	4000	4402	F	EMS Preceptor	Bachelder,Andrew S	10/17/1983	10	10	84,776.00	16,022.66	1.00	Reg	35 yrs		
FB0	2019	4000	4402	F	EMS Preceptor	Jones,Lucy L	2/1/1988	10	10	84,776.00	16,022.66	1.00	Reg	30 yrs		
FB0	2019	4000	4402	F	EMS Preceptor	Lantz,Larry E	7/31/1978	10	10	84,776.00	16,022.66	1.00	Reg	40 yrs		
FB0	2019	4000	4402	F	FIRE CADET	Spencer,William K	10/29/2018	1	1	27,560.00	5,208.84	1.00	Reg	0 yrs		
FB0	2019	4000	4402	F	FIREFIGHTER EMT	Bryant,Kenneth J	7/9/2018	1	1	53,951.00	10,196.74	1.00	Reg	0 yrs		
FB0	2019	4000	4402	F	FIREFIGHTER EMT	Coleman,Kenneth A	7/9/2018	1	1	53,951.00	10,196.74	1.00	Reg	0 yrs		
FB0	2019	4000	4402	F	FIREFIGHTER EMT	Johnson,Antione C	7/9/2018	1	1	53,951.00	10,196.74	1.00	Reg	0 yrs		
FB0	2019	4000	4402	F	FIREFIGHTER EMT	Olden,Chanel J	7/9/2018	1	1	53,951.00	10,196.74	1.00	Reg	0 yrs		
FB0	2019	4000	4402	F	FIREFIGHTER EMT	Pinckney,Ebonie	7/9/2018	1	1	53,951.00	10,196.74	1.00	Reg	0 yrs		
FB0	2019	4000	4402	F	FIREFIGHTER EMT	Kent,Keith	10/9/2012	1	6	68,521.00	12,950.47	1.00	Reg	6 yrs		
FB0	2019	4000	4402	F	FIREFIGHTER EMT	Sellers,Ericka L.	6/4/2001	1	6	71,947.00	13,597.98	1.00	Reg	17 yrs		
FB0	2019	4000	4402	F	FIREFIGHTER PARAMEDIC	Johnson,Dominique	4/18/2017	1C	2	63,664.00	12,032.50	1.00	Reg	1 yrs		
FB0	2019	4000	4402	F	FIREFIGHTER PARAMEDIC	Pagan,Alejandro	4/18/2017	1C	2	63,664.00	12,032.50	1.00	Reg	1 yrs		
FB0	2019	4000	4402	F	FIREFIGHTER PARAMEDIC	Robbins,Harry	4/18/2017	1C	2	63,664.00	12,032.50	1.00	Reg	1 yrs		
FB0	2019	4000	4402	F	PARAMEDIC	Wormley,Tanisha A	12/30/2013	9	5	68,501.00	12,946.69	1.00	Reg	5 yrs		
FB0	2019	4000	4402	F	PARAMEDIC	Gardner,Michael F	7/19/1999	9	8	73,739.00	13,936.67	1.00	Reg	19 yrs		

FB0	2019	4000	4402	F	PARAMEDIC	Baker,Jeffrey T	6/15/1992	9	10	77,231.00	14,596.66	1.00	Reg	26 yrs		
FB0	2019	4000	4402	F	PARAMEDIC	Blatzheim,Joseph C.	7/16/2001	9	10	77,231.00	14,596.66	1.00	Reg	17 yrs		
FB0	2019	4000	4402	F	PARAMEDIC	Burns,Tamela A.	7/16/2001	9	10	77,231.00	14,596.66	1.00	Reg	17 yrs		
FB0	2019	4000	4402	F	PARAMEDIC	Campbell,Emma S	9/16/1985	9	10	77,231.00	14,596.66	1.00	Reg	33 yrs		
FB0	2019	4000	4402	F	PARAMEDIC	Carroll Smith,Sarah	10/14/1986	9	10	77,231.00	14,596.66	1.00	Reg	32 yrs		
FB0	2019	4000	4402	F	PARAMEDIC	Chasin,Steven B	5/7/1990	9	10	77,231.00	14,596.66	1.00	Reg	28 yrs		
FB0	2019	4000	4402	F	PARAMEDIC	Hill,Keisa L	7/26/1993	9	10	77,231.00	14,596.66	1.00	Reg	25 yrs		
FB0	2019	4000	4402	F	PARAMEDIC	Jones Hutchison,Chanel	2/1/1988	9	10	77,231.00	14,596.66	1.00	Reg	30 yrs		
FB0	2019	4000	4402	F	PARAMEDIC	Lucas,Susan P	7/31/1978	9	10	77,231.00	14,596.66	1.00	Reg	40 yrs		
FB0	2019	4000	4402	F	PARAMEDIC	Lyles,Aretha G	4/12/1999	9	10	77,231.00	14,596.66	1.00	Reg	19 yrs		
FB0	2019	4000	4402	F	PARAMEDIC	Lyons,Kenneth L	5/27/1986	9	10	77,231.00	14,596.66	1.00	Reg	32 yrs		
FB0	2019	4000	4402	F	PARAMEDIC	Morris,Arthur A.	5/20/2002	9	10	77,231.00	14,596.66	1.00	Reg	16 yrs		
FB0	2019	4000	4402	F	PARAMEDIC	Nance,Victoria A	4/12/1999	9	10	77,231.00	14,596.66	1.00	Reg	19 yrs		
FB0	2019	4000	4402	F	PARAMEDIC	Pell,Richard S	9/13/1999	9	10	77,231.00	14,596.66	1.00	Reg	19 yrs		
FB0	2019	4000	4402	F	PARAMEDIC	Rodriguez,Mayra I	8/21/1995	9	10	77,231.00	14,596.66	1.00	Reg	23 yrs		
FB0	2019	4000	4402	F	PARAMEDIC	Scott,Lenora	8/16/1999	9	10	77,231.00	14,596.66	1.00	Reg	19 yrs		
FB0	2019	4000	4402	F	PARAMEDIC	Spriggs,Kamisha L	4/12/1999	9	10	77,231.00	14,596.66	1.00	Reg	19 yrs		
FB0	2019	4000	4402	F	PARAMEDIC	Sterling,Jasper W	8/10/1992	9	10	77,231.00	14,596.66	1.00	Reg	26 yrs		
FB0	2019	4000	4402	F	PARAMEDIC	Tolliver,Gonthel D	12/28/1992	9	10	77,231.00	14,596.66	1.00	Reg	26 yrs		
FB0	2019	4000	4402	F	PARAMEDIC	Trimble,Alan J	1/27/1992	9	10	77,231.00	14,596.66	1.00	Reg	26 yrs		
FB0	2019	4000	4402	F	PARAMEDIC	Weaver,Tracye L	7/6/1998	9	10	77,231.00	14,596.66	1.00	Reg	20 yrs		
FB0	2019	4000	4402	F	PARAMEDIC	Woodstock,Ferrol N	2/22/1994	9	10	77,231.00	14,596.66	1.00	Reg	24 yrs		
FB0	2019	4000	4402	F	PARAMEDIC - BASIC	Roberts,Pamela A	4/7/2003	9	8	73,739.00	13,936.67	1.00	Reg	15 yrs		
FB0	2019	4000	4402	F	PARAMEDIC - Aqua	Terry,Shuna M.	10/18/1994	9	10	77,231.00	14,596.66	1.00	Reg	24 yrs		
FB0	2019	4000	4402	F	PARAMEDIC - BASIC	Hackett,Carmen D	2/15/2001	8	10	70,124.00	13,253.44	1.00	Reg	17 yrs		
FB0	2019	4000	4402	F	PARAMEDIC - FTO	O'Byrne,Holly A	8/26/2013	9	5	68,501.00	12,946.69	1.00	Reg	5 yrs		
FB0	2019	4000	4402	F	PARAMEDIC - FTO	Storey,Maxwell R	2/10/2014	9	5	68,501.00	12,946.69	1.00	Reg	4 yrs		
FB0	2019	4000	4402	F	PARAMEDIC - FTO	Washington,Jane N	1/23/2006	9	8	73,739.00	13,936.67	1.00	Reg	12 yrs		
FB0	2019	4000	4402	F	PHARMACY TECHNICIAN	Johnson,Danetta	7/24/2017	6	7	53,877.00	10,182.75	1.00	Reg	1 yrs		
FB0	2019	4000	4402	V	BATTALION EMS SUPVR CAPTAIN			7B	4	108,434.00	20,494.03	1.00	Reg			
FB0	2019	4000	4402	V	EMERGENCY MEDICAL TECH	(blank)	6/4/2001	7	1	50,689.00	9,580.22	1.00	Reg	17 yrs		
FB0	2019	4000	4402	V	FIREFIGHTER PARAMEDIC			9	1	61,517.00	11,626.71	1.00	Reg			
FB0	2019	4000	4402	V	GRANTS MANAGEMENT SPECIALISTS	(blank)	3/6/2017	11	1	59,727.00	11,288.40	1.00	Reg	1 yrs		
FB0	2019	4000	4402	V*	PARAMEDIC			9	1	61,517.00	11,626.71	1.00	Reg		Will be filled by Selection Process	
FB0	2019	5000	5011	F	ASSISTANT MEDICAL DIRECTOR - Excepted	Sullivan,Neha	6/6/2016	11	0	187,998.72	35,531.76	1.00	Reg	2 yrs		
FB0	2019	5000	5011	F	DEPUTY FIRE CHIEF (EMS)	Thomas,Sherrod L	7/18/1988	9	3	177,942.00	33,631.04	1.00	Reg	30 yrs		
FB0	2019	5000	5011	F	Interim MEDICAL DIRECTOR - Excepted Service	Holman,Robert P.	2/16/2016	PS3	0	262,650.00	49,640.85	1.00	Reg	2 yrs		
FB0	2019	5000	5011	F	Program Support Assistant	Scott,Robin E	12/18/1988	7	10	58,267.00	11,012.46	1.00	Reg	30 yrs		
FB0	2019	5000	5011	F	SPECIAL ASSISTANT - Medical Director	Nwaete,Clothida U	1/10/2005	13	9	106,981.00	20,219.41	1.00	Reg	13 yrs		
FB0	2019	5000	5011	F	STAFF ASSISTANT	Hill,Delores E	12/8/1986	11	10	77,007.00	14,554.32	1.00	Reg	32 yrs		
FB0	2019	5000	5401	F	BATTALION EMS SUPVR CAPTAIN	Hoffman,Kurt C	10/17/1983	7B	4	149,902.00	28,331.48	1.00	Reg	35 yrs		
FB0	2019	5000	5401	F	BATTALION EMS SUPVR CAPTAIN - OMD Aqua P	Della-Camera,Susie L	11/14/2005	7B	3	125,099.00	23,643.71	1.00	Reg	13 yrs		
FB0	2019	5000	5401	F	BATTALION EMS SUPVR CAPTAIN - OMD Aqua P	Lewis,Angel M	8/21/1995	7B	4	137,410.00	25,970.49	1.00	Reg	23 yrs		
FB0	2019	5000	5401	F	BATTALION EMS SUPVR CAPTAIN - OMD Trainin	Pratt,LaVerne C	7/6/1998	7B	3	131,056.00	24,769.58	1.00	Reg	20 yrs		
FB0	2019	5000	5401	F	EMS Quality Assurance Analyst	McKalip,Layla R	4/30/2018	12	1	73,906.00	13,968.23	1.00	Reg	0 yrs		
FB0	2019	5000	5401	F	EMS Quality Assurance Analyst	Burke,Daniel	4/30/2018	12	4	80,785.00	15,268.37	1.00	Reg	0 yrs		
FB0	2019	5000	5401	F	MEDICAL RECORDS TECH	Olden,Sakeena	8/10/2015	8	4	53,405.00	10,093.55	1.00	Reg	3 yrs		
FB0	2019	5000	5401	F	Nurse Consultant	Clegg,Shanika T	4/7/2003	12	5	93,819.00	17,731.79	1.00	Reg	15 yrs		
FB0	2019	5000	5401	F	QUALITY ASSURANCE MANAGER	Adeleye,John A	12/15/2014	13	1	118,145.64	22,329.53	1.00	Reg	4 yrs		
FB0	2019	5000	5601	F	BATTALION EMS SUPV CAPTAIN - OMD Street C	Lacey,La'kisha L	3/26/2001	7B	4	131,164.00	24,790.00	1.00	Reg	17 yrs		
FB0	2019	5000	5601	F	EMERGENCY MEDICAL TECH	Blunt,Jerrice A	11/8/1999	7	10	63,550.00	12,010.95	1.00	Reg	19 yrs		

FB0	2019	5000	5601	F	PARAMEDIC - OMD Street Calls	Henderson,Shelia L	5/7/2001	9	9	75,485.00	14,266.67	1.00	Reg	17 yrs		
FB0	2019	5000	5601	F	PARAMEDIC - OMD Street Calls	Arevalo Bell,Lucrecia E	5/28/1985	9	10	77,231.00	14,596.66	1.00	Reg	33 yrs		
FB0	2019	5000	5601	F	PARAMEDIC - OMD Street Calls	Green,Robin B	10/15/1991	9	10	77,231.00	14,596.66	1.00	Reg	27 yrs		
FB0	2019	5000	5601	F	Program Coordinator - AED	Wells,Shara	6/11/2018	11	4	65,487.00	12,377.04	1.00	Reg	0 yrs		
FB0	2019	5000	5601	F	SUPV PUBLIC HEALTH ANALYST	Roque,Sarah	2/11/2013	13	0	124,443.57	23,519.83	1.00	Reg	5 yrs		
FB0	2019	6000	6011	F	ASST FIRE CHIEF SRVS	Foust,David M	3/31/1986	10	3	218,492.00	41,294.99	1.00	Reg	32 yrs		
FB0	2019	6000	6101	F	Assistant Fleet Management Officer	Hanson,James C	12/2/2013	12	0	110,836.26	20,948.05	1.00	Reg	5 yrs		
FB0	2019	6000	6101	F	CAPTAIN	Quigley,William P	12/14/1992	7	3	127,708.00	24,136.81	1.00	Reg	26 yrs		
FB0	2019	6000	6101	F	GEN FOREMAN	Thornton Jr.,M.C.	5/16/2016	14	0	85,321.60	16,125.78	1.00	Reg	2 yrs		
FB0	2019	6000	6101	F	HEAVY MOBILE EQUIP HELPER	Farmer,Andre	7/10/2017	5	5	47,881.60	9,049.62	1.00	Reg	1 yrs		
FB0	2019	6000	6101	F	HEAVY MOBILE EQUIP MECH	Latta,Rashaad M	7/15/2013	10	4	61,193.60	11,565.59	1.00	Reg	5 yrs		
FB0	2019	6000	6101	F	HEAVY MOBILE EQUIP MECH	Barrett,Cary A.	6/1/2015	10	6	65,062.40	12,296.79	1.00	Reg	3 yrs		
FB0	2019	6000	6101	F	HEAVY MOBILE EQUIP MECH	Epps,Willis	10/1/2018	11	1	58,156.80	10,991.64	1.00	Reg	0 yrs		
FB0	2019	6000	6101	F	HEAVY MOBILE EQUIP MECH	Todd,Terrell	6/28/2015	11	4	64,209.60	12,135.61	1.00	Reg	3 yrs		
FB0	2019	6000	6101	F	HEAVY MOBILE EQUIP MECH	Butler,Baronie L	10/30/2017	11	6	68,244.80	12,898.27	1.00	Reg	1 yrs		
FB0	2019	6000	6101	F	HEAVY MOBILE EQUIP MECH	Jackson,Naqari M	9/27/2010	11	6	68,244.80	12,898.27	1.00	Reg	8 yrs		
FB0	2019	6000	6101	F	HEAVY MOBILE EQUIP MECH	Green,Darnley N	2/22/2005	11	7	70,262.40	13,279.59	1.00	Reg	13 yrs		
FB0	2019	6000	6101	F	HEAVY MOBILE EQUIP MECH	Alatishe,Moshood	12/10/2007	11	8	72,280.00	13,660.92	1.00	Reg	11 yrs		
FB0	2019	6000	6101	F	HEAVY MOBILE EQUIP MECH	Amaya Duran,Jose W	12/12/2005	11	8	72,280.00	13,660.92	1.00	Reg	13 yrs		
FB0	2019	6000	6101	F	HEAVY MOBILE EQUIP MECH	Brown,Charles W	6/26/1995	11	10	76,315.20	14,423.57	1.00	Reg	23 yrs		
FB0	2019	6000	6101	F	HEAVY MOBILE EQUIP MECH	Crawford,Emory C	7/31/1989	11	10	76,315.20	14,423.57	1.00	Reg	29 yrs		
FB0	2019	6000	6101	F	HEAVY MOBILE EQUIP MECH	West,Anthony W	8/20/2007	11	10	76,315.20	14,423.57	1.00	Reg	11 yrs		
FB0	2019	6000	6101	F	HEAVY MOBILE EQUIP MECH FORMAN	Coleman,Terry L	7/26/1999	11	1	90,500.80	17,104.65	1.00	Reg	19 yrs		
FB0	2019	6000	6101	F	HEAVY MOBILE EQUIP MECH FORMAN	Ellerbe,Runako	11/30/2015	11	1	81,764.80	15,453.55	1.00	Reg	3 yrs		
FB0	2019	6000	6101	F	HEAVY MOBILE EQUIP MECH FORMN	Mitchell,Torez D	4/28/1986	11	0	80,600.00	15,233.40	1.00	Reg	32 yrs		
FB0	2019	6000	6101	F	Heavy Mobile Equip Mech Leader	Shattock,Rohan	7/28/2014	11	4	70,366.40	13,299.25	1.00	Reg	4 yrs		
FB0	2019	6000	6101	F	Heavy Mobile Equip Mech Leader	Patton,Zackery Travis	12/27/2004	11	9	81,411.20	15,386.72	1.00	Reg	14 yrs		
FB0	2019	6000	6101	F	HEAVY MOBILE EQUIP MECHANIC	Slater,Daimion L	9/8/2014	10	2	57,324.80	10,834.39	1.00	Reg	4 yrs		
FB0	2019	6000	6101	F	HEAVY MOBILE EQUIP MECHANIC	Brown III,Melvin R	3/23/2015	11	6	68,244.80	12,898.27	1.00	Reg	3 yrs		
FB0	2019	6000	6101	F	MACHINIST	Maguire Jr.,Thomas E	7/17/1989	11	10	76,315.20	14,423.57	1.00	Reg	29 yrs		
FB0	2019	6000	6101	F	MAINTENANCE MECHANIC LEADER	Brown,James A	2/6/1984	10	10	79,705.60	15,064.36	1.00	Reg	34 yrs		
FB0	2019	6000	6101	F	MOBILE EQUIP METAL MECHANIC	Curtis,Thomas E	8/28/1989	10	10	72,800.00	13,759.20	1.00	Reg	29 yrs		
FB0	2019	6000	6101	F	Program Support Assistant (Service Writer)	Suggs,Mizzouri Monroe	4/18/2017	8	2	46,504.00	8,789.26	1.00	Reg	1 yrs		
FB0	2019	6000	6101	V	Fleet Management Officer			14	0	125,642.00	23,746.34	1.00	Reg			
FB0	2019	6000	6101	V	HEAVY MOBILE EQUIP MECH			11	1	58,156.80	10,991.64	1.00	Reg			
FB0	2019	6000	6101	V	HEAVY MOBILE EQUIP MECH			11	1	58,156.80	10,991.64	1.00	Reg			
FB0	2019	6000	6101	V	HEAVY MOBILE EQUIP MECH			11	1	58,156.80	10,991.64	1.00	Reg			
FB0	2019	6000	6101	V	HEAVY MOBILE EQUIP MECH			11	1	58,156.80	10,991.64	1.00	Reg			
FB0	2019	6000	6101	V	HEAVY MOBILE EQUIP MECH FORMAN			11	1	54,091.00	10,223.20	1.00	Reg			
FB0	2019	6000	6102	F	HEAVY MOBILE EQUIP REPAIRER	Thompson,Kevin W	8/25/2014	8	3	53,684.80	10,146.43	1.00	Reg	4 yrs		
FB0	2019	6000	6102	F	HEAVY MOBILE EQUIP REPAIRER	Pearson Sr,Michael	6/1/2015	8	4	55,411.20	10,472.72	1.00	Reg	3 yrs		
FB0	2019	6000	6102	F	HEAVY MOBILE EQUIP REPAIRER	Derricote,Michael C.	9/5/2017	8	10	65,769.60	12,430.45	1.00	Reg	1 yrs		
FB0	2019	6000	6102	F	HEAVY MOBILE EQUIP REPAIRER	Marbury,Reginald	8/7/2017	8	10	65,769.60	12,430.45	1.00	Reg	1 yrs		
FB0	2019	6000	6102	F	WELDER	Mclaughlin,George	11/30/2015	11	3	62,192.00	11,754.29	1.00	Reg	3 yrs		
FB0	2019	6000	6103	F	HEAVY MOBILE EQUIPMENT MECHANIC	Smith,Justin A	12/10/2018	10	3	59,259.20	11,199.99	1.00	Reg	0 yrs		
FB0	2019	6000	6103	F	Program Support Assistant	Freeman,Rose C	7/1/2013	8	5	50,812.00	9,603.47	1.00	Reg	5 yrs		
FB0	2019	6000	6103	F	Program Support Assistant	Fulwood,Gary M	7/15/2013	8	5	50,812.00	9,603.47	1.00	Reg	5 yrs		
FB0	2019	6000	6103	F	Program Support Assistant	Abdul-Saboor,Muhammad	10/1/2009	8	10	57,992.00	10,960.49	1.00	Reg	9 yrs		
FB0	2019	6000	6103	F	Program Support Assistant (Service Writer)	Mosby,Malazchae	7/13/2015	8	3	47,940.00	9,060.66	1.00	Reg	3 yrs		
FB0	2019	6000	6103	F	Program Support Assistant (Service Writer)	Masimini,Koleka	6/27/2016	8	4	49,376.00	9,332.06	1.00	Reg	2 yrs		
FB0	2019	6000	6103	F	Program Support Assistant (Service Writer)	Smith,Masika	10/3/2016	8	9	56,556.00	10,689.08	1.00	Reg	2 yrs		
FB0	2019	6000	6103	V	INVENTORY MGMT SPEC			11	1	64,603.00	12,209.97	1.00	Reg			
FB0	2019	6000	6202	F	MEDICAL EQUIP WORKER	Knolton,Darius	7/23/2018	7	1	47,528.00	8,982.79	1.00	Reg	0 yrs		

FB0	2019	6000	6202	F	MEDICAL EQUIP WORKER	Johnson,Reginald	12/14/2015	7	3	50,814.40	9,603.92	1.00	Reg	3 yrs		
FB0	2019	6000	6202	F	MEDICAL EQUIP WORKER	Smith,Randy	9/21/2015	7	6	55,744.00	10,535.62	1.00	Reg	3 yrs		
FB0	2019	6000	6202	F	MEDICAL EQUIP WORKER	Williams,Keirson D	8/2/2000	7	9	60,673.60	11,467.31	1.00	Reg	18 yrs		
FB0	2019	6000	6202	F	SUPPLY TECHNICIAN	Howell,Lawrence	5/2/2016	7	8	55,183.00	10,429.59	1.00	Reg	2 yrs		
FB0	2019	6000	6204	F	BATTALION FIRE CHIEF	Robinson,Sylvester A	7/1/1991	8	3	147,391.00	27,856.90	1.00	Reg	27 yrs		
FB0	2019	6000	6204	F	CLERICAL ASSISTANT	Smith,Karen E	12/28/1987	6	10	52,622.00	9,945.56	1.00	Reg	31 yrs		
FB0	2019	6000	6204	F	DEPUTY FIRE CHIEF - Facilities	Mack,Charles A	11/20/1988	9	4	198,121.00	37,444.87	1.00	Reg	30 yrs		
FB0	2019	6000	6204	F	Inventory Management Spec.	Duncan,Owen G	11/22/1999	9	6	62,185.00	11,752.97	1.00	Reg	19 yrs		
FB0	2019	6000	6204	F	Program Support Assistant	Garner,Terrell	7/23/2018	9	1	49,570.00	9,368.73	1.00	(blank)	0 yrs		
FB0	2019	6000	6204	F	Records/Inventory Mgmt Asst	Smith,Sandra Denise	12/13/1981	8	10	62,723.00	11,854.65	1.00	Reg	37 yrs		
FB0	2019	6000	6204	F	Supply Management Specialist	Keys,Charity I	2/18/1997	9	10	63,835.00	12,064.82	1.00	Reg	21 yrs		
FB0	2019	6000	6204	F	SUPPLY TECH	Artola,Lucia	1/11/2016	7	3	47,473.00	8,972.40	1.00	Reg	2 yrs		
FB0	2019	6000	6204	F	SUPPLY TECH	MITCHELL III,LOUIS J	6/26/2006	7	9	56,725.00	10,721.03	1.00	Reg	12 yrs		
FB0	2019	6000	6204	F	SUPPLY TECH	Bluford,Jeffrey W	3/5/1989	7	10	58,267.00	11,012.46	1.00	Reg	29 yrs		
FB0	2019	6000	6204	F	SUPPLY TECH	Fudge,Talaya L	11/8/1999	7	10	58,267.00	11,012.46	1.00	Reg	19 yrs		
FB0	2019	6000	6204	F	SUPPLY TECH	Harris,Leila M	10/22/1984	7	10	58,267.00	11,012.46	1.00	Reg	34 yrs		
FB0	2019	6000	6204	V	Maintenance Mechanic			9	1	52,707.20	9,961.66	1.00	Reg			
FB0	2019	6000	6301	F	BATTALION FIRE CHIEF	Carroll,Gerald A	3/9/1992	8	2	140,107.00	26,480.22	1.00	Reg	26 yrs		
FB0	2019	6000	6301	F	CAPTAIN - Administrative	Johnson,Jonathan T.	12/18/2000	7	3	116,603.00	22,037.97	1.00	Reg	18 yrs		
FB0	2019	6000	6301	F	CAPTAIN - Operations	Stroman,Randell S	7/31/1989	7	4	134,351.00	25,392.34	1.00	Reg	29 yrs		
FB0	2019	6000	6301	F	DEPUTY FIRE CHIEF - TA	Carter,Juan T	8/12/1988	9	1	156,295.00	29,539.76	1.00	Reg	30 yrs		
FB0	2019	6000	6301	F	FIREFIGHTER EMT	Allen,Jordin A	8/21/2017	1	1	53,951.00	10,196.74	1.00	Reg	1 yrs		
FB0	2019	6000	6301	F	FIREFIGHTER EMT	Baten,Bianca N	9/18/2017	1	2	55,572.00	10,503.11	1.00	Reg	1 yrs		
FB0	2019	6000	6301	F	FIREFIGHTER EMT	Johnson,Kym	11/27/2017	1	2	55,572.00	10,503.11	1.00	Reg	1 yrs		
FB0	2019	6000	6301	F	FIREFIGHTER EMT	Kirkland,Dasia I	8/8/2016	1	2	55,572.00	10,503.11	1.00	Reg	2 yrs		
FB0	2019	6000	6301	F	FIREFIGHTER EMT	Trice IV,James	5/30/2017	1	2	55,572.00	10,503.11	1.00	Reg	1 yrs		
FB0	2019	6000	6301	F	FIREFIGHTER EMT	Williams,Langston	9/19/2016	1	3	58,266.00	11,012.27	1.00	Reg	2 yrs		
FB0	2019	6000	6301	F	FIREFIGHTER EMT	Sullivan,Henry	6/1/2015	1	4	60,965.00	11,522.39	1.00	Reg	3 yrs		
FB0	2019	6000	6301	F	LIEUTENANT	Poetker,Michael R	8/9/2004	5	4	99,361.00	18,779.23	1.00	Reg	14 yrs		
FB0	2019	6000	6301	F	LIEUTENANT - In Service Training Coordinator	Palmerton,Matthew J.	12/18/2000	5	4	104,329.00	19,718.18	1.00	Reg	18 yrs		
FB0	2019	6000	6301	F	SERGEANT - Cadet Program	Mason,Roshawnda K	10/20/2003	4	6	93,521.00	17,675.47	1.00	Reg	15 yrs		
FB0	2019	6000	6301	F	SERGEANT - In Service Training Instructor	White II,Tony A	10/29/2007	4	4	84,826.00	16,032.11	1.00	Reg	11 yrs		
FB0	2019	6000	6301	F	STAFF ASSISTANT	Williams,Lauren M	8/25/2003	11	8	73,167.00	13,828.56	1.00	Reg	15 yrs		
FB0	2019	6000	6301	F	TRAINING INSTRUCTOR	Shackelford,Robert A	6/25/2018	12	1	73,906.00	13,968.23	1.00	Reg	0 yrs		
FB0	2019	6000	6301	F	TRAINING INSTRUCTOR	Valcourt,Gregory R	10/15/2018	12	2	76,199.00	14,401.61	1.00	Reg	0 yrs		
FB0	2019	6000	6301	F	TRAINING INSTRUCTOR	Weiss,Mark	7/11/2016	12	5	83,078.00	15,701.74	1.00	Reg	2 yrs		
FB0	2019	6000	6301	V*	FIREFIGHTER EMT			1	1	53,951.00	10,196.74	1.00	Reg		Will be filled by Selection Process	
FB0	2019	6000	6302	F	FIRE CADET	Bague De Pena,Stephanie	12/10/2018	1	1	27,560.00	5,208.84	1.00	Reg	0 yrs		
FB0	2019	6000	6302	F	FIRE CADET	Brooks,Breyana R	10/29/2018	1	1	27,560.00	5,208.84	1.00	Temp	0 yrs		
FB0	2019	6000	6302	F	FIRE CADET	Cary,Anthony A	10/29/2018	1	1	27,560.00	5,208.84	1.00	Temp	0 yrs		
FB0	2019	6000	6302	F	FIRE CADET	Daniels,Isaiah D	10/29/2018	1	1	27,560.00	5,208.84	1.00	Temp	0 yrs		
FB0	2019	6000	6302	F	FIRE CADET	Dave,Indiah M	10/29/2018	1	1	27,560.00	5,208.84	1.00	Temp	0 yrs		
FB0	2019	6000	6302	F	FIRE CADET	Drosin,James W	10/29/2018	1	1	27,560.00	5,208.84	1.00	Temp	0 yrs		
FB0	2019	6000	6302	F	FIRE CADET	Edwards,Maurice R	10/29/2018	1	1	27,560.00	5,208.84	1.00	Temp	0 yrs		
FB0	2019	6000	6302	F	FIRE CADET	Ellis,Lashawn A	10/29/2018	1	1	27,560.00	5,208.84	1.00	Temp	0 yrs		
FB0	2019	6000	6302	F	FIRE CADET	Greene,Asisha M	10/29/2018	1	1	27,560.00	5,208.84	1.00	Temp	0 yrs		
FB0	2019	6000	6302	F	FIRE CADET	Haynes,Stephan T	10/29/2018	1	1	27,560.00	5,208.84	1.00	Temp	0 yrs		
FB0	2019	6000	6302	F	FIRE CADET	Heard Jr.,Pegus D	10/29/2018	1	1	27,560.00	5,208.84	1.00	Temp	0 yrs		
FB0	2019	6000	6302	F	FIRE CADET	Johnson,Antonio F	10/29/2018	1	1	27,560.00	5,208.84	1.00	Temp	0 yrs		
FB0	2019	6000	6302	F	FIRE CADET	Johnson,Jemari A	8/21/2017	1	1	27,560.00	5,208.84	1.00	Temp	1 yrs		
FB0	2019	6000	6302	F	FIRE CADET	Morris,Marcus J	10/29/2018	1	1	27,560.00	5,208.84	1.00	Temp	0 yrs		

FB0	2019	6000	6302	F	FIRE CADET	Pearson,Timothy O	10/29/2018	1	1	27,560.00	5,208.84	1.00	Temp	0 yrs		
FB0	2019	6000	6302	F	FIRE CADET	Saravia,Alexander D	10/29/2018	1	1	27,560.00	5,208.84	1.00	Temp	0 yrs		
FB0	2019	6000	6302	F	FIRE CADET	Saunders,Ki`Ree D	10/29/2018	1	1	27,560.00	5,208.84	1.00	Temp	0 yrs		
FB0	2019	6000	6302	F	FIRE CADET	Selby,Stacey J	10/29/2018	1	1	27,560.00	5,208.84	1.00	Temp	0 yrs		
FB0	2019	6000	6302	F	FIRE CADET	Thornton,Yasmine A	10/29/2018	1	1	27,560.00	5,208.84	1.00	Temp	0 yrs		
FB0	2019	6000	6302	F	FIRE CADET	Williams,Mateo D	10/29/2018	1	1	27,560.00	5,208.84	1.00	Temp	0 yrs		
FB0	2019	6000	6302	F	FIRE CADET	Yiadom,Kevin	10/29/2018	1	1	27,560.00	5,208.84	1.00	Temp	0 yrs		
FB0	2019	6000	6302	F	LIEUTENANT - Cadet Program	Roane Jr.,Ferman	6/29/1992	5	5	115,195.00	21,771.86	1.00	Reg	26 yrs		
FB0	2019	6000	6304	F	EMS Preceptor - CPR Instructor, Community Out	Forrest Jr.,Michael R	10/14/1986	10	10	84,776.00	16,022.66	1.00	Reg	32 yrs		
FB0	2019	6000	6305	F	BATTALION EMS SUPVR CAPTAIN - Administrative	Humphrey,Erin M	4/18/2005	7B	3	119,142.00	22,517.84	1.00	Reg	13 yrs		
FB0	2019	6000	6305	F	BATTALION EMS SUPVR CAPTAIN - Operations	Robinson,Karl H	4/12/1999	7B	4	131,164.00	24,790.00	1.00	Reg	19 yrs		
FB0	2019	6000	6305	F	PARAMEDIC INSTRUCTOR	Shanklin,Theresa L	4/13/1987	10	10	84,776.00	16,022.66	1.00	Reg	31 yrs		
FB0	2019	6000	6307	F	Training Technician	Lea,Betty J.	11/26/2007	7	10	58,267.00	11,012.46	1.00	Reg	11 yrs		
FB0	2019	6000	6308	F	CAPTAIN - TA Training	Johnson,Cordell B	11/15/1992	7	3	127,708.00	24,136.81	1.00	Reg	26 yrs		
FB0	2019	6000	6308	V	Management Analyst - EMS Credentialing			13	9	106,981.00	20,219.41	1.00	Reg			
FB0	2019	6000	6308	V*	LIEUTENANT - Driver Training	(blank)	2/13/1989	5	5	120,431.00	22,761.46	1.00	Reg	29 yrs	Will be filled by Selection Process	
FB0	2019	6000	6401	F	BATTALION FIRE CHIEF - SAFO-1	Pearson,Robert V	7/1/1991	8	3	147,391.00	27,856.90	1.00	Reg	27 yrs		
FB0	2019	6000	6401	F	BATTALION FIRE CHIEF - SAFO-2	Egan,Sean M	3/31/1986	8	3	153,799.00	29,068.01	1.00	Reg	32 yrs		
FB0	2019	6000	6401	F	BATTALION FIRE CHIEF - SAFO-3	Brooks,Sean P	1/3/2000	8	2	127,924.00	24,177.64	1.00	Reg	18 yrs		
FB0	2019	6000	6401	F	BATTALION FIRE CHIEF - SAFO-4	Thornhill,Thomas B	11/30/1992	8	4	155,058.00	29,305.96	1.00	Reg	26 yrs		
FB0	2019	6000	6401	F	DEPUTY FIRE CHIEF	Gretz,Raymond C	2/13/1989	9	2	166,766.00	31,518.77	1.00	Reg	29 yrs		
FB0	2019	6000	6401	F	Infection Control Specialist	Beales,Denise M	5/27/1986	11	10	83,287.00	15,741.24	1.00	Reg	32 yrs		
FB0	2019	6000	6401	V	FIREFIGHTER TECH - Mask Service Tech			1B	1	56,650.00	10,706.85	1.00	Reg			
FB0	2019	6000	6403	F	Claims Management Specialist	Wescott,Sarah E	9/5/2017	12	2	76,199.00	14,401.61	1.00	Reg	1 yrs		
FB0	2019	6000	6403	F	Disability Decision Review Officer	Price,Lauren Renee	8/7/2017	13	2	87,878.00	16,608.94	1.00	Reg	1 yrs		
FB0	2019	6000	6403	F	LIEUTENANT - PFC Liaison	Johnson,Gregory M	10/4/1992	5	5	120,431.00	22,761.46	1.00	Reg	26 yrs		
FB0	2019	6000	6403	F	Program Support Assistant	Little,Carolyn	7/14/1985	8	10	62,723.00	11,854.65	1.00	Reg	33 yrs		
FB0	2019	6000	6403	V	Compliance Officer - PFC			12	1	73,906.00	13,968.23	1.00	Reg		Position Description in Process	
FB0	2019	6000	6501	F	ASST FIRE CHIEF PROFESSIONAL DEVELOPMENT	Donnelly,John A	6/22/1992	10	3	209,389.00	39,574.52	1.00	(blank)	26 yrs		
FB0	2019	6000	6501	F	BATTALION FIRE CHIEF - Recruitment Officer	Thomas Jr.,Willis L	12/16/1990	8	2	140,107.00	26,480.22	1.00	Reg	28 yrs		
FB0	2019	6000	6501	F	CAPTAIN - Special Projects	Richardson,Robert S	1/26/2004	7	2	105,560.00	19,950.84	1.00	Reg	14 yrs		
FB0	2019	6000	6501	F	CAPTAIN PARAMEDIC - Regulations Officer	Coombe,Jeffrey A	7/31/1989	7B	1	113,856.00	21,518.78	1.00	Reg	29 yrs		
FB0	2019	6000	6501	F	DEPUTY FIRE CHIEF - PSO	Wynn,Mark J	5/4/1987	9	4	198,121.00	37,444.87	1.00	Reg	31 yrs		
FB0	2019	6000	6501	F	LIEUTENANT - Recruiting	Rodgers Sr.,Djante J	9/9/2002	5	4	104,329.00	19,718.18	1.00	Reg	16 yrs		
FB0	2019	6000	6501	F	SUPPORT SRVS ASST	Blakeney Jr.,Billy F	8/6/2018	6	4	44,246.00	8,362.49	1.00	Reg	0 yrs		
FB0	2019	6000	6601	F	COMPLIANCE & REVIEW OFFICER	Peden,Angela M	9/22/2014	14	0	109,935.83	20,777.87	1.00	Reg	4 yrs		
FB0	2019	7000	7011	F	ASST FIRE CHIEF - Technical Services	Douglas Jr.,Milton E	1/20/1987	10	3	218,492.00	41,294.99	1.00	Reg	31 yrs		
FB0	2019	7000	7011	F	BATTALION FIRE CHIEF - Asst Fire Marshall	Carter Jr.,Louis H	3/12/1990	8	3	147,391.00	27,856.90	1.00	Reg	28 yrs		
FB0	2019	7000	7011	F	STAFF ASSISTANT	Brown,Jarrick	6/29/2015	11	3	63,567.00	12,014.16	1.00	Reg	3 yrs		
FB0	2019	7000	7012	F	EXECUTIVE ASSISTANT	Smith,Sharita R.	10/15/2007	12	10	94,543.00	17,868.63	1.00	Reg	11 yrs		
FB0	2019	7000	7012	F	LIEUTENANT	Wright,Alfred Jr	3/10/1991	5	5	120,431.00	22,761.46	1.00	Reg	27 yrs		
FB0	2019	7000	7201	F	CAPTAIN - Operations	Riddick,Thomas G	3/12/1990	7	3	127,708.00	24,136.81	1.00	Reg	28 yrs		
FB0	2019	7000	7201	F	DEPUTY FIRE CHIEF - Fire Marshall	Falwell,Tony	7/31/1989	9	2	166,766.00	31,518.77	1.00	Reg	29 yrs		
FB0	2019	7000	7201	F	FIRE INSPECTOR	Harris,Kristina A	10/17/2004	2	6	81,189.00	15,344.72	1.00	Reg	14 yrs		
FB0	2019	7000	7201	F	FIRE INSPECTOR	Lewis,Michael D	7/23/2007	2	6	81,189.00	15,344.72	1.00	Reg	11 yrs		
FB0	2019	7000	7201	F	FIRE INSPECTOR	Simmons,Duane M	9/15/2008	2	6	81,189.00	15,344.72	1.00	Reg	10 yrs		
FB0	2019	7000	7201	F	FIRE INSPECTOR	Ajose,Bolatito D	3/26/2001	2	7	85,490.48	16,157.70	1.00	Reg	17 yrs		
FB0	2019	7000	7201	F	FIRE INSPECTOR	Alvear Jr.,Edgar E	2/13/1989	2	7	98,314.00	18,581.35	1.00	Reg	29 yrs		
FB0	2019	7000	7201	F	FIRE INSPECTOR	Baylor,Kenneth	2/7/2005	2	7	85,490.00	16,157.61	1.00	Reg	13 yrs		

FB0	2019	7000	7201	F	FIRE INSPECTOR	Best,Antonio D	3/30/1997	2	7	94,039.00	17,773.37	1.00	Reg	21 yrs		
FB0	2019	7000	7201	F	FIRE INSPECTOR	BRIMAGE,Ursula M	7/29/1991	2	7	98,314.00	18,581.35	1.00	Reg	27 yrs		
FB0	2019	7000	7201	F	FIRE INSPECTOR	Burr,Thomas D	6/29/1992	2	7	94,039.00	17,773.37	1.00	Reg	26 yrs		
FB0	2019	7000	7201	F	FIRE INSPECTOR	Hansberry,Donald J iii	4/7/2003	2	7	89,765.00	16,965.59	1.00	Reg	15 yrs		
FB0	2019	7000	7201	F	FIRE INSPECTOR	Hill,Michael E	3/12/1990	2	7	98,314.00	18,581.35	1.00	Reg	28 yrs		
FB0	2019	7000	7201	F	FIRE INSPECTOR	Hoenig,Byron D	4/10/2000	2	7	89,765.00	16,965.59	1.00	Reg	18 yrs		
FB0	2019	7000	7201	F	FIRE INSPECTOR	Hunt,Karen A	7/8/1996	2	7	94,039.00	17,773.37	1.00	Reg	22 yrs		
FB0	2019	7000	7201	F	FIRE INSPECTOR	Hunter,Cheryl L	7/31/1989	2	7	98,314.00	18,581.35	1.00	Reg	29 yrs		
FB0	2019	7000	7201	F	FIRE INSPECTOR	Kelly,John	5/27/1997	2	7	94,039.00	17,773.37	1.00	Reg	21 yrs		
FB0	2019	7000	7201	F	FIRE INSPECTOR	Pennington,James L	7/19/1999	2	7	89,765.00	16,965.59	1.00	Reg	19 yrs		
FB0	2019	7000	7201	F	FIRE INSPECTOR	Teneyck-smith,Kimberly L	10/4/1992	2	7	98,314.00	18,581.35	1.00	Reg	26 yrs		
FB0	2019	7000	7201	F	FIRE INSPECTOR	Williams,Rolonda R	10/4/1992	2	7	98,314.00	18,581.35	1.00	Reg	26 yrs		
FB0	2019	7000	7201	F	FIRE INSPECTOR TECH	Smith,Shalonda A	4/3/2006	2B	6	83,884.00	15,854.08	1.00	Reg	12 yrs		
FB0	2019	7000	7201	F	FIRE INSPECTOR TECH	Walden III,Calvin L	1/28/1991	2B	7	101,415.00	19,167.44	1.00	Reg	27 yrs		
FB0	2019	7000	7201	F	FIRE INSPECTOR TECH - HZMT	Harris,Sharlontae L	7/23/2007	2B	6	83,884.00	15,854.08	1.00	Reg	11 yrs		
FB0	2019	7000	7201	F	FIRE INVESTIGATOR PARAMEDIC	Sanders,Jadonna J	5/7/2001	2C	7	88,186.67	16,667.28	1.00	Reg	17 yrs		
FB0	2019	7000	7201	F	LIEUTENANT - Adminstrative Officer	Spalding,David S	2/13/1989	5	5	120,431.00	22,761.46	1.00	Reg	29 yrs		
FB0	2019	7000	7201	V*	FIRE INSPECTOR			2	1	61,508.00	11,625.01	1.00	Reg		Slated for an individual due to special order	
FB0	2019	7000	7201	V*	FIRE INSPECTOR	(blank)	4/12/1982	2	7	102,588.00	19,389.13	1.00	Reg	36 yrs	Slated for an individual due to special order	
FB0	2019	7000	7201	V*	FIRE INSPECTOR TECH	(blank)	8/12/1991	2B	7	101,415.00	19,167.44	1.00	Reg	27 yrs	Slated for an individual due to special order	
FB0	2019	7000	7202	F	FIRE INSPECTOR TECH	Diggs,Beatrix S	9/12/1988	2B	7	101,415.00	19,167.44	1.00	Reg	30 yrs		
FB0	2019	7000	7202	F	FIRE INSPECTOR TECH	Mclaughlin,Stephanie D	7/30/1989	2B	7	101,415.00	19,167.44	1.00	Reg	29 yrs		
FB0	2019	7000	7202	F	FIRE INSPECTOR TECH - HZMT	Griffin,Cyntrill Erica	6/29/1992	2B	7	97,006.00	18,334.13	1.00	Reg	26 yrs		
FB0	2019	7000	7202	F	FIRE INSPECTOR TECHNICIAN HEALTH	Bullock,Jessica R	7/16/2002	2	7	89,765.00	16,965.59	1.00	Reg	16 yrs		
FB0	2019	7000	7202	F	FIRE INSPECTOR TECHNICIAN HEALTH	Anderson,Sir Charles	12/15/2003	2B	7	92,596.00	17,500.64	1.00	Reg	15 yrs		
FB0	2019	7000	7202	F	FIRE INSPECTOR TECHNICIAN HEALTH	Matthews,Norita V	10/14/1986	2B	7	105,824.00	20,000.74	1.00	Reg	32 yrs		
FB0	2019	7000	7202	F	FIRE INSPECTOR TECHNICIAN HEALTH	Pinkney,Wendy C	7/2/1990	2B	7	101,415.00	19,167.44	1.00	Reg	28 yrs		
FB0	2019	7000	7202	F	LIEUTENANT - Geographical	Cole,Kenneth C	3/8/1992	5	4	114,265.00	21,596.09	1.00	Reg	26 yrs		
FB0	2019	7000	7202	F	LIEUTENANT - Technical	Barnes Jr.,John H	10/6/1991	5	4	114,265.00	21,596.09	1.00	Reg	27 yrs		
FB0	2019	7000	7202	F	SERGEANT - Geographical	Chase,Travis L	9/17/2007	4	3	80,785.00	15,268.37	1.00	Reg	11 yrs		
FB0	2019	7000	7203	F	FIRE ARSON INVESTIGATOR ARMED	Bowyer,Gregory M	6/15/1991	2D	7	104,517.00	19,753.71	1.00	Reg	27 yrs		
FB0	2019	7000	7203	F	FIRE ARSON INVESTIGATOR ARMED - FIU1	Ford,Scott C	3/31/1997	2D	7	99,972.00	18,894.71	1.00	Reg	21 yrs		
FB0	2019	7000	7203	F	FIRE ARSON INVESTIGATOR ARMED - FIU1	Pennington,Gerald L.	8/12/1991	2D	7	104,517.00	19,753.71	1.00	Reg	27 yrs		
FB0	2019	7000	7203	F	FIRE ARSON INVESTIGATOR ARMED - FIU1 - K9	Wilson,Lawrence S	1/3/2000	2D	7	95,428.00	18,035.89	1.00	Reg	18 yrs		
FB0	2019	7000	7203	F	FIRE ARSON INVESTIGATOR ARMED - FIU2	Carroll,Hakim Malik	10/30/2006	2D	6	86,584.00	16,364.38	1.00	Reg	12 yrs		
FB0	2019	7000	7203	F	FIRE ARSON INVESTIGATOR ARMED - FIU2	Rucker,Tomi	9/30/1996	2D	7	99,972.00	18,894.71	1.00	Reg	22 yrs		
FB0	2019	7000	7203	F	FIRE ARSON INVESTIGATOR ARMED - FIU2	Taylor,James P	10/25/1993	2D	7	99,972.00	18,894.71	1.00	Reg	25 yrs		
FB0	2019	7000	7203	F	FIRE ARSON INVESTIGATOR ARMED - FIU3	Sanchez,Donovan N	3/17/2008	2D	5	82,277.00	15,550.35	1.00	Reg	10 yrs		
FB0	2019	7000	7203	F	FIRE ARSON INVESTIGATOR ARMED - FIU3	WARD,WHITNEY D	4/3/2006	2D	6	86,584.00	16,364.38	1.00	Reg	12 yrs		
FB0	2019	7000	7203	F	FIRE ARSON INVESTIGATOR ARMED - FIU3 - K9	Taylor,Rodney L	7/18/1988	2D	7	104,517.00	19,753.71	1.00	Reg	30 yrs		
FB0	2019	7000	7203	F	FIRE ARSON INVESTIGATOR ARMED - FIU4	Guglik,Anne E	4/7/2003	2D	7	95,428.00	18,035.89	1.00	Reg	15 yrs		
FB0	2019	7000	7203	F	FIRE ARSON INVESTIGATOR ARMED - FIU4	Kittrell,Kenneth D	8/12/1991	2D	7	104,517.00	19,753.71	1.00	Reg	27 yrs		
FB0	2019	7000	7203	F	FIRE ARSON INVESTIGATOR ARMED - FIU4	Somers,Christopher T.	3/26/2001	2D	7	95,428.00	18,035.89	1.00	Reg	17 yrs		
FB0	2019	7000	7203	F	FIRE INSPECTOR TECH - FIU2	Johnson,Dayisha L	10/4/1992	2B	7	101,415.00	19,167.44	1.00	Reg	26 yrs		
FB0	2019	7000	7203	F	FIRE INVESTIGATOR	Gray,Ian E	8/20/2007	2C	6	83,884.00	15,854.08	1.00	Reg	11 yrs		
FB0	2019	7000	7203	F	FIRE INVESTIGATOR	Gunshol,Paul A.	1/3/2000	2C	7	92,596.00	17,500.64	1.00	Reg	18 yrs		
FB0	2019	7000	7203	F	FIRE INVESTIGATOR - FIU1	Baldino Jr.,Rocco A	10/16/2006	2C	6	83,884.00	15,854.08	1.00	Reg	12 yrs		

FB0	2019	7000	7203	F	FIRE INVESTIGATOR - FIU4	Ford III,John William	1/8/2007	2C	6	83,884.00	15,854.08	1.00	Reg	11 yrs		
FB0	2019	7000	7203	F	LIEUTENANT - FIU	Slve,David R	7/8/1996	5	5	115,195.00	21,771.86	1.00	Reg	22 yrs		
FB0	2019	7000	7203	F	SERGEANT - Code Enforcement	Cole,Jacquelyn M.	9/30/1996	4	6	102,873.00	19,443.00	1.00	Reg	22 yrs		
FB0	2019	7000	7203	V	FIRE ARSON INVESTIGATOR ARMED - FIU2	(blank)	9/12/1988	2D	1	66,903.00	12,644.67	1.00	Reg	30 yrs		
FB0	2019	7000	7204	F	FIRE SAFETY EDUCATION SPEC	Everett,Patricia	9/19/1982	11	10	83,287.00	15,741.24	1.00	Reg	36 yrs		
FB0	2019	7000	7204	F	Fire Safety Information Spec	Hoston,Samone L	5/8/2001	9	8	65,611.00	12,400.48	1.00	Reg	17 yrs		
FB0	2019	7000	7204	F	Juvenile Fire Setters Counselor	Taylor,Aleazor A	5/10/1999	13	10	118,670.00	22,428.63	1.00	Reg	19 yrs		
FB0	2019	7000	7207	F	CAPTAIN - RAIL SAFETY	Walko,Michael E.	3/26/2001	7	4	122,668.00	23,184.25	1.00	Reg	17 yrs		
FB0	2019	7000	7207	F	Rail Safety & Facility Management	Tebo,Joseph	4/18/2016	14	1	104,701.41	19,788.57	1.00	Reg	2 yrs		
FB0	2019	7000	7305	F	INFORMATION TECHNOLOGY SPECIALIST	Scott II,Clark W	3/25/2013	13	5	96,065.00	18,156.29	1.00	Reg	5 yrs		
FB0	2019	7000	7305	F	IT SPECIALIST (CUSTOMER SUPPORT)	Parker,Evelyn M	6/22/2009	13	10	109,710.00	20,735.19	1.00	Reg	9 yrs		
FB0	2019	7000	7305	F	PROGRAM ANALYST	Mohamed,Sudi A	8/6/2018	12	2	76,199.00	14,401.61	1.00	Reg	0 yrs		
FB0	2019	7000	7305	F	PROGRAM ANALYST	Agrawal,Jyoti	5/1/2006	13	9	106,981.00	20,219.41	1.00	Reg	12 yrs		
FB0	2019	7000	7305	F	PROGRAM ANALYST	Cooper-Rice,Ozell V	8/4/1986	13	9	106,981.00	20,219.41	1.00	Reg	32 yrs		
FB0	2019	7000	7305	F	PROGRAM ANALYST	Kaur,Rajinder	6/14/2004	13	9	106,981.00	20,219.41	1.00	Reg	14 yrs		
FB0	2019	7000	7305	F	Program Analyst (GIS)	Semwanga,Peninah N	5/11/2009	13	7	101,523.00	19,187.85	1.00	Reg	9 yrs		
FB0	2019	7000	7305	F	SUPERVISORY IT SPECIALIST	Baisley,Melanie	8/6/2018	15	0	162,705.30	30,751.30	1.00	Reg	0 yrs		
FB0	2019	7000	7305	F	Telecom Specialist	Wimbish,Jesse	12/14/2015	13	4	93,336.00	17,640.50	1.00	Reg	3 yrs		
FB0	2019	7000	7305	V	INFO TECH SPEC			12	1	72,457.00	13,694.37	1.00	Reg			
FB0	2019	7000	7305	V	SUPERVISORY IT SPECIALIST			14	1	125,642.00	23,746.34	1.00	Reg			
FB0	2019	7000	7401	F	BATTALION FIRE CHIEF	David,Brian P	7/13/1989	8	2	140,107.00	26,480.22	1.00	Reg	29 yrs		
FB0	2019	7000	7402	F	BATTALION EMS SUPVR CAPTAIN	Raymer,Robert J.	6/26/2006	7B	1	108,434.00	20,494.03	1.00	Reg	12 yrs		
FB0	2019	7000	7402	F	BATTALION EMS SUPVR CAPTAIN - ELO-1-1	Carter,Rodney	10/17/1994	7B	4	137,410.00	25,970.49	1.00	Reg	24 yrs		
FB0	2019	7000	7402	F	BATTALION EMS SUPVR CAPTAIN - ELO-2-1	Nunn,Adrian	12/19/1988	7	4	140,192.00	26,496.29	1.00	Reg	30 yrs		
FB0	2019	7000	7402	F	BATTALION EMS SUPVR CAPTAIN - ELO-3-2	Watson,Johnetta E	7/26/1993	7B	4	143,656.00	27,150.98	1.00	Reg	25 yrs		
FB0	2019	7000	7402	F	BATTALION EMS SUPVR CAPTAIN - ELO-4-1	Bouknight,Anthony J	10/17/1990	7B	4	143,656.00	27,150.98	1.00	Reg	28 yrs		
FB0	2019	7000	7402	F	BATTALION EMS SUPVR CAPTAIN - ELO-4-2	Johnson,Tracie R	3/2/1998	7B	3	131,056.00	24,769.58	1.00	Reg	20 yrs		
FB0	2019	7000	7402	F	LIEUTENANT - EMS - ELO-1-2	Boone,Teres C	3/18/1985	5B	5	135,379.00	25,586.63	1.00	Reg	33 yrs		
FB0	2019	7000	7402	F	LIEUTENANT - EMS - ELO-2-2	Winslow,Edward B	10/15/1991	5	5	120,431.00	22,761.46	1.00	Reg	27 yrs		
FB0	2019	7000	7402	F	LIEUTENANT - EMS - ELO-3-1	Rogers,Timothy	3/26/1989	5B	5	129,738.00	24,520.48	1.00	Reg	29 yrs		
FB0	2019	7000	7402	F	SERGEANT - FLO1	Griffin,Johnie M	4/3/2006	4	3	80,785.00	15,268.37	1.00	Reg	12 yrs		
FB0	2019	7000	7402	F	SERGEANT - FLO2	Graff,John C	8/9/2004	4	4	84,826.00	16,032.11	1.00	Reg	14 yrs		
FB0	2019	7000	7402	F	SERGEANT - FLO3	Brong,Daniel W	10/12/2010	4	2	76,937.00	14,541.09	1.00	Reg	8 yrs		
FB0	2019	7000	7402	F	SERGEANT - FLO4	Mazzeo,Patrick R.	4/10/2000	4	5	93,517.00	17,674.71	1.00	Reg	18 yrs		
FB0	2019	7000	7403	F	EMERGENCY MEDICAL TECH - Aqua Program	Baskerville,Veronica A	4/7/2003	7	10	63,550.00	12,010.95	1.00	Reg	15 yrs		
FB0	2019	7000	7403	F	Resource Allocation Analyst	Williams,Joice D	6/12/2017	13	5	96,065.00	18,156.29	1.00	Reg	1 yrs		
FB0	2019	100F	101F	F	ACCOUNTS PAYABLE TECH	Hunt,Lastarza	8/6/2007	9	8	65,610.00	12,400.29	1.00	Reg	11 yrs		
FB0	2019	100F	101F	F	AGENCY FISCAL OFFICER	Proudfoot,Daniel	4/17/2007	16	3	162,404.00	30,694.36	1.00	Reg	11 yrs		
FB0	2019	100F	101F	F	BUDGET ANALYST	Jones,Robert L	9/14/1981	12	10	102,262.00	19,327.52	1.00	Reg	37 yrs		
FB0	2019	100F	101F	F	BUDGET OFFICER	Davenport,Cynthia	1/5/2009	14	5	122,796.00	23,208.44	1.00	Reg	9 yrs		
FB0	2019	100F	101F	F	SENIOR BUDGET ANALYST	Mason,Patrice S	1/16/2001	13	5	103,905.00	19,638.05	1.00	Reg	17 yrs		
FB0	2019	100F	101F	V	BUDGET ANALYST			9	1	53,621.00	10,134.37	1.00	Reg		Offer Pending	
FB0	2019	100F	102F	F	ACCOUNTING SPEC	Brice,Janice	12/13/1993	11	10	83,291.00	15,742.00	1.00	Reg	25 yrs		
FB0	2019	100F	102F	F	ACCOUNTS PAYABLE TECHNICIAN	Mosby,Michelle Teresa	1/3/2011	9	8	65,610.00	12,400.29	1.00	Reg	7 yrs		
FB0	2019	100F	102F	F	FINANCIAL MANAGER	Haile,Mulugheta H	8/31/2009	14	3	115,820.00	21,889.98	1.00	Reg	9 yrs		
FB0	2019	100F	102F	F	PAYROLL SPECIALIST	Lyons,Raquel Q	3/20/2017	9	6	62,185.00	11,752.97	1.00	Reg	1 yrs		
FB0	2019	100F	103F	F	ASSOC CHIEF FINANCIAL OFFICER	Garner,David C	8/20/2018	18	4	207,829.00	39,279.68	1.00	Reg	0 yrs		
FB0	2019	100F	103F	F	BUDGET DIRECTOR	Graham,Shelly Robinson	11/10/1997	16	7	181,935.00	34,385.72	1.00	Reg	21 yrs		
FB0	2019	100F	103F	F	EXECUTIVE ASST	Penn,Milissa U	5/11/1997	13	9	115,715.00	21,870.14	1.00	Reg	21 yrs		
FB0	2019	100F	103F	V	CHIEF MGMT OPERATIONS			15	1	146,213.00	27,634.26	1.00	Reg		Vacancy Announcement Submitted	
AGENCY GRAND TOTAL										\$ 180,592,624.90	\$ 34,132,006.11	2,153.00				

Travel FY18

Dates of Travel	Cost	Traveler Last Name	Traveler First Name	Title/Position	Purpose	Location	Division
10/2/17-10/7/17	1,709.35	Rice, Jr.	Edward C.	Battalion Fire Chief	Pierce Facility and Seagrave Fire Apparatus Facility	Appleton and Clintonville, WI	Fleet
10/2/17-10/7/17	1,245.60	Doyle	Ryan P.	Lieutenant	Pierce Facility and Seagrave Fire Apparatus Facility	Appleton and Clintonville, WI	Fleet
10/2/17-10/7/17	1,245.60	Patton	Zachary	Shop Shift Leader	Pierce Facility and Seagrave Fire Apparatus Facility	Appleton and Clintonville, WI	Fleet
10/8/17-10/11/17	0.00	Zink	Frederick	EMS Battalion Chief	Resuscitation Academy Leadership Program	Seattle, Washington	Operations
10/8/17-10/11/17	0.00	Pratt	Laverne	EMS Captain	Resuscitation Academy Leadership Program	Seattle, Washington	Operations
10/8/17-10/13/17	1,592.86	Gabriele	Rocco	Firefighter/Paramedic	Resuscitation Academy Leadership Program	Seattle, Washington	Operations
10/8/17-10/13/17	1,713.90	Thornton	MC	Heavy Mobile Equipment Foreman	EVT, F1/F2 Apparatus Design and Performance Training and Exam	Lansing, MI	Fleet
10/8/17-10/13/17	1,713.90	Mitchell	Torez	Heavy Mobile Equipment Foreman	EVT, M1/F1-Fleet Management/Fire Apparatus Training and Exam	Lansing, MI	Fleet
10/8/17-10/13/17	1,713.90	Slater	Daimion	Heavy Mobile Equipment Mechanic	EVT, F1/F2 Apparatus Design and Performance Training and Exam	Lansing, MI	Fleet
10/8/17-10/13/17	1,713.90	Shattock	Rohan	Heavy Mobile Equipment Mechanic	EVT, F3/F7-Fire Pump/Fire Foam Systems Training and Exam	Lansing, MI	Fleet
10/8/17-10/13/17	2,826.71	Jackson	Naqari	Heavy Mobile Equipment Mechanic	EVT, F1/F2 Apparatus Design and Performance Training and Exam	Lansing, MI	Fleet
10/12/17-10/13/17	612.74	Pratt	Laverne	EMS Captain	Resuscitation Academy Leadership Program	Seattle, Washington	Operations
10/12/17-10/13/17	612.74	Hinton	Christopher D.	Supervisory Instructional Systems Specialist	Resuscitation Academy Leadership Program	Seattle, Washington	Operations
10/14/17-10/21/17	0.00	Tarbell	Jason	Firefighter/EMT	19th Annual Structural Collapse Technician School	Virginia Beach, VA	Operations
10/15/17-10/20/17	0.00	Taylor	James P.	Armed Fire Investigator	21st Annual Fire Investigative Approaches Training Seminar	Myrtle Beach, SC	Fire Prevention
10/16/17-10/19/17	0.00	Martenas	Matthew	Lieutenant	Response to Radiological/Nuclear Weapons of Mass Destruction (WMD) Incidents (PER354)	Las Vegas, NV	Operations
10/16/17-10/20/17	1,547.29	Mills	Edward R.	Assistant Fire and EMS Chief	EMS World 2017 Conference	Las Vegas, NV	Office of the Fire Chief
10/16/17-10/20/17	0.00	Harrison Sr.	Kenneth N.	Firefighter/Technician	Highway Emergency Response Specialist (PER-291)	Pueblo, CO	Operations
10/16/17-10/20/17	700.00	Anunay	Queen A.	Captain Paramedic	Fire Officer II	College Park, MD	Operations
10/16/17-10/21/17	1,000.00	Auth	Jason C.	Captain	Company Officer Leadership Program	Leesburg, VA	Operations
10/16/17-10/23/17	650.00	Carroll	Hakim M.	Armed Fire/Arson Investigator	Fire Inspector II	College Park, MD	Fire Prevention
10/19/17-10/21/17	1,374.41	Johnson	Cordell B.	Lieutenant	IFSAC 2017 Fall Meeting	Cleveland, OH	Training Academy
10/20/17-10/22/17	0.00	Holmes	Christopher	Lieutenant	Certification Evaluation Examination for FEMA	College Station, TX	Operations
10/22/17-10/27/17 (5/6/18)	164.50	Guglik	Anne	Arson Investigator	Investigation: Forensic Evidence (R0214)	Emmitsburg, MD	Fire Prevention
10/22/17-10/28/17	0.00	Tucker	Christopher	Sergeant	Hazardous Materials Technologies: Sampling, Monitoring and Detection	Anniston, AL	Operations

Travel FY18

Dates of Travel	Cost	Traveler Last Name	Traveler First Name	Title/Position	Purpose	Location	Division
10/22/17-11/3/17	0.00	Capece	Alexander G.	EMS Battalion Supervisor/Captain	Naval Postgraduate School/Homeland Defense and Security	Monterey, CA	Operations
10/25/17	0.00	Washington	Angela	Privacy Officer	12th Annual FOIAXpress User Conference and Technology Summit	Washington, DC	Office of the Fire Chief
10/25/17	0.00	Washington	DaShauna	Program Analyst	12th Annual FOIAXpress User Conference and Technology Summit	Washington, DC	Office of the Fire Chief
10/25/17	0.00	Bailey	Kim	Program Support Assistant	12th Annual FOIAXpress User Conference and Technology Summit	Washington, DC	Office of the Fire Chief
10/26/17	183.00	Somers	Christopher T.	Arson Investigator	NFPA 921 Update Course	Laurel, MD	Fire Prevention
10/29/17-11/3/17(2/24/18)	164.50	Rice, Jr.	Edward C.	Battalion Fire Chief	Command and Control Decision Making at Multiple Alarm Incidents (R0297)	Emmitsburg, MD	Operations
10/29/17-11/3/17	164.50	Diggs	Beatrix S.	Fire Inspector	Strategic and Tactical Considerations for Fire Protection Systems (R0277)	Emmitsburg, MD	Fire Prevention
10/30/17-11/2/17	0.00	Chenworth	Thomas W.	Captain	Primary Screener/Personal Radiation Detector Course Train the Trainer	Las Vegas, NV	Operations
11/2/17-11/5/17	0.00	Baldino Jr.	Rocco A.	Firefighter/EMT	National Capital Region Incident Management Team Annual Full Scale Exercise	Thurmont, MD	Operations
11/2/17-11/5/17	1,331.49	Byrne	Kelly M.	Firefighter/Technician	2017 International Technical Rescue Symposium	Denver, CO	Operations
11/2/17-11/5/17	989.45	Callahan	Robert J.	Deputy Fire Chief	2017 International Technical Rescue Symposium	Denver, CO	Operations
11/5/17-11/10/17	0.00	Charron	Edward	Lieutenant	Technical Emergency Response Training for CBRNE Incidents (PER-260)	Anniston, AL	Operations
11/6/17-11/9/17	527.03	Rice	Edward C.	Battalion Fire Chief	Pre-Construction engineering conference for KME Air Units	Nesquehoning, PA	Fleet
11/6/17-11/9/17	457.50	Hayden	Gerald J.	Sergeant	Pre-Construction engineering conference for KME Air Units	Nesquehoning, PA	Fleet
11/6/17-11/9/17	457.50	Brookbank	Stephen G.	Firefighter/Technician	Pre-Construction engineering conference for KME Air Units	Nesquehoning, PA	Fleet
11/6/17-11/10/17	0.00	Sanchez	Donovan	Arson Investigator	Prevention and Response to Suicide Bombing Incidents	Socorro, NM	Fire Prevention
11/8/17-11/11/18	2,596.75	Price	Mia A.	Grant Management Specialist	2017 Grants Professional Association Annual Conference	San Diego, CA	Operations
11/8/17-11/12/17	981.68	McCurry	Brach	EMS Instructor	Virginia Office of EMS Annual EMS Symposium	Norfolk, VA	Training Academy
11/13/17-11/17/17	0.00	Taylor	Rodney L.	Fire/Arson Investigator K-9 Handler	Incident Response to Terrorist Bombings (PER 230-1)	Socorro, NM	Operations
11/13/17-11/17/17	0.00	Sanchez	Donovan	Arson Investigator	Incident Response to Terrorist Bombings (PER 230-1)	Socorro, NM	Operations
11/15/17-11/16/17	895.00	Meachum	Michael A.	EMS Supervisor (Captain)	Best Practices in Preparing for and Responding to Domestic Terrorism and Mass Casualty Incidents	Washington, DC	Operations
11/15/17-11/16/17	895.00	Hoenig	Bryon D.	Fire Inspector	Best Practices in Preparing for and Responding to Domestic Terrorism and Mass Casualty Incidents	Washington, DC	Operations

Travel FY18

Dates of Travel	Cost	Traveler Last Name	Traveler First Name	Title/Position	Purpose	Location	Division
11/15/17-11/16/17	895.00	Bell	Renaldo D.	EMS Captain	Best Practices in Preparing for and Responding to Domestic Terrorism and Mass Casualty Incidents	Washington, DC	Operations
11/16/17-11/17/17	0.00	Donnelly, Sr.	John A.	Deputy Fire Chief	National Counsel on Radiation Protection and	New York City, NY	Operations
11/26/17-12/1/17	164.50	Walden III	Calvin L.	Fire Inspector	Fire Inspection Principles I (R0390)	Emmitsburg, MD	Fire Prevention
11/26/17-12/1/17	164.50	Diggs	Beatrix S.	Fire Inspector	Fire Inspection Principles I (R0390)	Emmitsburg, MD	Fire Prevention
11/27/17	0.00	Somers	Christopher T.	Arson Investigator	Maryland Fire and Explosive Investigator's Association Courtroom Testimony Training Seminar	Westminster, MD	Fire Prevention
12/3/17-12/7/17	0.00	Newman	Daniel L.	Firefighter/EMT	Incident Response to Terrorist Bombings	Socorro, NM	Operations
12/3/17-12/9/17	0.00	Denmark, Jr.	Alan	Firefighter/EMT	Hazardous Materials Technician for CBRNE Incidents	Anniston, AL	Operations
12/6/17-12/12/17	0.00	Roop	Michael Allan	Lieutenant	Strategy and Tactics for Initial Company Operations (Fire 124)	Howard County, MD	Operations
12/10/17-12/16/17	0.00	Orosz	Nicholas A.	Vice Technician Firefighter/Paramedic	Hazardous Materials Technician	Anniston, AL	Operations
12/10/17-12/16/17	0.00	Fox	Christopher	Firefighter/EMT	Hazardous Materials Technician	Anniston, AL	Operations
12/10/17-12/16/17	0.00	Moose	Brian J.	Sergeant	Hazardous Materials Technician HMT PER-272	Anniston, AL	Operations
12/11/17-12/12/17	0.00	Beaton	Andrew	Management Program Analyst	Data Analytics for Fire/EMS/Public Safety Summit	Washington, DC	Office of the Fire Chief
12/11/17-12/12/17	825.00	Johnson	Erik	Program Analyst	Data Analytics for Fire/EMS/Public Safety Summit	Washington, DC	Office of the Fire Chief
12/11/17-12/12/17	825.00	Agers	Julius	Program Analyst	Data Analytics for Fire/EMS/Public Safety Summit	Washington, DC	Office of the Fire Chief
12/11/17-12/15/17	837.95	Rice, Jr.	Edward C	Battalion Fire Chief	Seagrave Fire Apparatus Facility	Clintonville, WI	Fleet
12/11/17-12/15/17	837.95	Doyle	Ryan P.	Lieutenant	Seagrave Fire Apparatus Facility	Clintonville, WI	Fleet
12/11/17-12/15/17	837.95	Patton	Zackery T.	Shop Shift Leader	Seagrave Fire Apparatus Facility	Clintonville, WI	Fleet
12/11/17-12/15/17	837.95	Heflin	Jayme M.	Firefighter/Technician	Seagrave Fire Apparatus Facility	Clintonville, WI	Fleet
12/11/17-12/22/17	296.00	Young, Jr.	Adam	Lieutenant	Executive Planning	Emmitsburg, MD	Fire Prevention
1/7/18-1/12/18	164.50	Palmer	Jason L.	Captain	Command and Control of Incident Operations (R0312)	Emmitsburg, MD	Operations
1/7/18-1/13/18	0.00	Kauffman	Edward F.	Battalion Fire Chief	NIMS ICS All Hazard Incident Commander Training (L950)	Washington, DC	Operations
1/7/18-1/13/18	0.00	Hicks	Keith A.	Lieutenant	NIMS ICS All Hazard Incident Commander Training (L950)	Washington, DC	Operations
1/8/18-1/12/18	1,522.40	Rice, Jr.	Edward C.	Battalion Fire Chief	Pierce Facility	Appleton, WI	Fleet
1/8/18-1/12/18	1,202.60	Doyle	Ryan P.	Lieutenant	Pierce Facility	Appleton, WI	Fleet
1/8/18-1/12/18	1,202.60	Heflin	Jayme M.	Firefighter/Technician	Pierce Facility	Appleton, WI	Fleet
1/8/18-1/12/18	1,202.60	Patton	Zachery	Shop Shift Leader	Pierce Facility	Appleton, WI	Fleet
1/8/18-1/12/18	0.00	Auth	Jason	Captain	NIMS ICS All-Hazard Incident Commander (L-950)	Washington, DC	Operations
1/8/18-1/13/18	3,211.31	Sullivan	Neha	Assistant Medical Director	2018 National Association of EMS Physicians Annual Conference	San Diego, CA	Office of the Fire Chief
1/8/18-1/13/18	3,341.92	Holman	Robert P.	Medical Director	2018 National Association of EMS Physicians Annual Conference	San Diego, CA	Office of the Fire Chief
1/14/18-1/26/18	0.00	Newman	Daniel L.	Firefighter/EMT	Hazardous Materials Weapons of Mass Destruction Technician for Surface Transportation (PER-293)	Pueblo, CO	Operations

Travel FY18

Dates of Travel	Cost	Traveler Last Name	Traveler First Name	Title/Position	Purpose	Location	Division
1/20/18-2/3/18	0.00	Capece	Alexander G.	EMS Battalion Supervisor/Captain	Naval Postgraduate School/Homeland Defense and Security	Monterey, CA	Operations
1/21/18-1/27/18	0.00	Kauffman	Edward F.	Battalion Fire Chief	NIMS ICS All Hazard Incident Commander Training -Train the Trainer (L951)	Washington, DC	Operations
1/29/18-1/31/18	625.73	Rice	Edward C.	Battalion Fire Chief	Road Rescue Ambulance Pre-Construction Conference	Winter Park, FL	Fleet
1/29/18-1/31/18	625.73	Zink	Frederick	EMS Battalion Chief	Road Rescue Ambulance Pre-Construction Conference	Winter Park, FL	Fleet
1/29/18-1/31/18	625.73	Doyle	Ryan P.	Lieutenant	Road Rescue Ambulance Pre-Construction Conference	Winter Park, FL	Fleet
1/29/18-1/31/18	625.73	Hanson	James	Assistant Fleet Maintenance Officer	Road Rescue Ambulance Pre-Construction Conference	Winter Park, FL	Fleet
1/30/18	0.00	Dziubla	Peter	Lieutenant	Cobb's Marina	Norfolk, VA	Fireboat
1/30/18	0.00	Kirkpatrick	Kevin	Assistant Marine Engineer	Cobb's Marina	Norfolk, VA	Fireboat
1/30/18	0.00	Blake	Anthony	Marine Engineer	Cobb's Marina	Norfolk, VA	Fireboat
1/30/18	0.00	Duty	William	Marine Engineer	Cobb's Marina	Norfolk, VA	Fireboat
1/30/18-2/2/18	575.00	Wright Jr.	Alfred	Office of Internal Affairs Agent	Reid Interview and Advance Interrogation Techniques Course	Chantilly, VA	Internal Affairs
2/4/18-2/10/18	0.00	Kauffman	Edward F.	Battalion Fire Chief	All Hazards Incident Management Team Training (USFA 0-305 Type 3)	Washington, DC	Operations
2/5/18-2/9/18	0.00	Auth	Jason	Captain	All Hazards Incident Management Team Training (USFA 0-305 Type 3)	Washington, DC	Operations
2/5/18-2/9/18	0.00	Dziubla	Peter	Lieutenant	All Hazards Incident Management Team Training (USFA 0-305 Type 3)	Washington, DC	Operations
2/6/18-2/8/18	0.00	Johnson	Cordell B.	Lieutenant	International Fire Service Accreditation Congress Reaccreditation Site Visit	Reynoldsburg, OH	Training Academy
2/7/18	741.58	Blivess	Steven N.	Senior Labor Relations Specialist	National Public Employer Labor Relations Association (NPFLRA) Academy II: The Grievance Arbitration Process	Las Vegas, NV	Office of the Fire Chief
2/20/18-2/22/18	0.00	Donnelly Sr.	John A.	Deputy Fire Chief	National Council on Radiation Protection, Scientific Committee 3 1p2 and FEMA Focus Group on Training	Las Vegas, NV	Operations
2/21/18-2/22/18	1,059.98	Gretz	Raymond C.	Battalion Fire Chief	Homeland Security Workshop	Monterey, CA	Operations
2/24/18-3/3/18	164.50	Rice, Jr.	Edward C.	Battalion Fire Chief	Command and Control Decision Making at Multiple Alarm Incidents (R0297)	Emmitsburg, MD	Operations
2/25/18-3/2/18	167.86	Gooding III	Wallace E.	Captain	Command and Control Decision Making at Multiple Alarm Incidents (R0297)	Emmitsburg, MD	Operations
2/26/18-3/2/18	0.00	Auth	Jason	Captain	NIMS ICS All Hazards Situation Unit Leader Training (L 964),	Washington, DC	Operations

Travel FY18

Dates of Travel	Cost	Traveler Last Name	Traveler First Name	Title/Position	Purpose	Location	Division
2/27-18-2/28/18	0.00	Bianchi	Todd	Captain	FEMA Region III 2017 Regional Communications Coordination Working Group Plenary Session	Frederick, MD	Operations
3/2/18-3/3/18	1,300.20	Sullivan	Neha	Assistant Medical Director	EMS State of the Science: A Gather of Eagles	Dallas, TX	Conference
3/4/18-3/9/18	0	Lockwood	Cody C.	Firefighter/EMT	Emergence Program at the Naval Postgraduate School	Monterey, CA	Operations
3/5/18-3/9/18	2,500.76	Johnson	Cordell B.	Lieutenant	Questionmark Training Meeting 2018	Savannah, GA	Training Academy
3/8/18-3/11/18	1,000.00	Liriano	Nicole	EMS Captain	American Academy of Orthopedic Surgeons 2018 Annual Meeting	New Orleans, LA	Conference
3/8/18-3/11/18	451.29	Liriano	Nicole	EMS Captain	American Academy of Orthopaedic Surgeons 2018 Annual Meeting	New Orleans, LA	Conference
3/9/18-3/11/18	1,874.50	Weiss	Mark	EMS Instructor	NAEMSE Instructor Course - Level 1	Aurora, CO	Training
3/11/18-3/16/18	164.50	Kannry	Mitchell	Battalion Fire Chief	Command and Control of Fire Department Operations at Target Hazards (R0314)	Emmitsburg, MD	Operations
3/11/18-3/16/18	167.86	Cosker	Michael R.	Captain	Command and Control of Fire Department Operations at Target Hazards (R0314)	Emmitsburg, MD	Operations
3/11/18-3/16/18	164.50	Hoenig	Byron D.	Fire Inspector	Plans Review for Fire and Life Safety	Emmitsburg, MD	Fire Prevention
3/11/18-3/17/18	0.00	Boyette	Christopher S.	Firefighter/Paramedic	Hazardous Materials Technologies: Sampling, Monitoring and Detection (HT PER 261)	Anniston, AL	Operations
3/12/18-3/15/18	0.00	Woolston	Matthew W.	Lieutenant/Paramedic	Fire Instructor II	Harrisburg, PA	Operations
3/12/18-3/16/18	0.00	Auth	Jason	Captain	NIMS ICS All Hazards Logistics Section Chief Training (L967)	Washington, DC	Operations
3/14/18	0.00	Baldino Jr.	Rocco A.	Fire Investigator	National Capital Region Incident management Team Quarterly Meeting/Training	Germantown, MD	Fire Prevention
3/14/18-3/24/18	2,324.56	Rice Jr.	Edward C.	Battalion Fire Chief	Pierce Weyauwega Mid West Service Facility, Appleton, WI and Seagrave Fire Apparatus Facility, Clintonville, WI	Appleton, WI and Clintonville, WI	Fleet
3/14/18-3/24/18	2,004.76	Heflin	Jayne M.	Firefighter/Technician	Pierce Weyauwega Mid West Service Facility, Appleton, WI and Seagrave Fire Apparatus Facility, Clintonville, WI	Appleton, WI and Clintonville, WI	Fleet
3/14/18-3/24/18	2,004.76	Bieler	Jay R.	Firefighter/Technician	Pierce Weyauwega Mid West Service Facility, Appleton, WI and Seagrave Fire Apparatus Facility, Clintonville, WI	Appleton, WI and Clintonville, WI	Fleet
3/14/18-3/24/18	2,004.76	Butler	Toiland D.	Firefighter/Technician	Pierce Weyauwega Mid West Service Facility, Appleton, WI and Seagrave Fire Apparatus Facility, Clintonville, WI	Appleton, WI and Clintonville, WI	Fleet
3/14/18-3/24/18	2,004.76	Small	Robert N.	Firefighter/Technician	Pierce Weyauwega Mid West Service Facility, Appleton, WI and Seagrave Fire Apparatus Facility, Clintonville, WI	Appleton, WI and Clintonville, WI	Fleet
3/18/18-3/19/18	1,345.28	Byrne	Kelly M.	Firefighter/Technician	Physics for Rope Rescue	Glenview, IL	Operations

Travel FY18

Dates of Travel	Cost	Traveler Last Name	Traveler First Name	Title/Position	Purpose	Location	Division
3/18/18-3/23/18	0.00	Blake	Anthony	Marine Engineer	Evinrude Outboard Motor Certification Training OB-3	Morrow, GA	Operations
3/18/18-3/23/18	0.00	Romero	Henry A.	Marine Engineer	Evinrude Outboard Motor Certification Training OB-3	Morrow, GA	Operations
3/22/18-3/25/18	0.00	Bianchi	Todd	Captain	FEMA Communications Networking Workshop	Beverly, MA	Operations
4/8/18-4/13/18	2,326.96	Taylor	Rodney L.	Fire Investigator/K-9 Handler	Annual ATF Accelerant Detection Canine (ADC) Recertification	San Diego, CA	Fire Prevention
4/8/18-4/20/18	302.04	Buie	Erik	Firefighter/EMT	Hazardous Materials Operating Site Practices	Emmitsburg, MD	Operations
4/9/18-4/11/18	509.00	Wilson	Lawrence S.	Fire Investigator/K-9 Handler	Annual ATF Accelerant Detection Canine (ADC) Recertification	Concord, NH	Fire Prevention
4/9/18-4/11/18	0.00	Falwell	Tony L.	Battalion Fire Chief	5th Vision 20/20 Model Performance in Community Risk Reduction Symposium	Reston, VA	Fire Prevention
4/9/18-4/11/18	0.00	Taylor	Aleazor	Juvenile Fire Setter Counselor	5th Vision 20/20 Model Performance in Community Risk Reduction Symposium	Reston, VA	Fire Prevention
4/9/18-4/12/18	0.00	Auth	Jason	Captain	NIMS ICS All Hazards Safety Officer Training (L954)	Washington, DC	Operations
4/10/18	95.00	Holman	Robert P.	Medical Director	2018 EMS 3.0 Summit	Arlington, VA	Office of the Fire Chief
4/10/18	95.00	Sullivan	Neha	Medical Director	2018 EMS 3.0 Summit	Arlington, VA	Office of the Fire Chief
4/11/18-4/14/18	1,398.52	Johnson	Cordell B.	Lieutenant	IFSAC 2018 Spring Meeting and Training Seminar	Oklahoma City, OK	Training Academy
4/14/18-4/28/18	0.00	Capece	Alexander G.	EMS Battalion Supervisor/Captain	In Residence Courses, Naval Postgraduate School's Center for Homeland Defense and Security	Monterey, CA	Operations
4/15/18	1,127.88	Daniels	India	Labor Relations Paralegal Specialist	NPELRA Academy 1: The Foundation of Labor Relations	Charleston, SC	Office of the Fire Chief
4/17/18-4/19/18	0.00	Spencer	Jack	Captain	Department of Homeland Security's 2018 First Responder Resource Group (FRRG) Annual Conference	Houston, TX	Operations
4/22/18-4/27/18	0.00	Holmes	Christopher Y.	Lieutenant	FEMA Urban Search and Rescue Task Force Training (Spring Exercise)	Unknown Location	Operations
4/23/18-4/26/18	0.00	Auth	Jason	Captain	NIMS ICS All Hazards Operations Section Chief Training (L958)	Washington, DC	Operations
4/23/18	0.00	Kauffman	Edward F.	Battalion Fire Chief	NIMS ICS All Hazard Incident Management Team Training/Operations Section Chief (L958)	Washington, DC	Operations
4/30/18-5/6/18	5,249.68	Kurian	Vinu	Firefighter/Technician/Paramedic	US&R Medical Specialist (Medical Team Training) Course and Medical Operations Conference	New York, NY	Operations
4/30/18-5/11/18	900.00	Simister	William A.	Captain	Fire Officer III	College Park, MD	Operations
5/2/18-5/11/18	0.00	Acton	Stephen	Lieutenant	In Residence CoursesNaval Postgraduate School's Center for Homeland Defense and Security	Monterey, CA	Professional Standards
5/6/18-5/11/18	164.50	Guglik	Anne	Arson Investigator	Investigation: Forensic Evidence (R0214)	Emmitsburg, MD	Fire Prevention
5/6/18-5/12/18	0.00	Dziubla	Peter	Lieutenant	Hazardous Materials Technician (HMT PER 272)	Anniston, AL	Operations
5/6/18-5/12/18	0.00	Parrott	Corey	Firefighter/Paramedic	Hazardous Materials Technician (HMT PER 272)	Anniston, AL	Operations
5/6/18-5/12/18	1,993.35	Rice, Jr.	Edward C.	Battalion Fire Chief	Seagrave Fire Apparatus	Clintonville, WI	Fleet

Travel FY18

Dates of Travel	Cost	Traveler Last Name	Traveler First Name	Title/Position	Purpose	Location	Division
5/6/18-5/12/18	1,393.60	Doyle	Ryan P.	Lieutenant	Seagrave Fire Apparatus	Clintonville, WI	Fleet
5/6/18-5/12/18	1,393.60	Butler	Toiland D.	Firefighter/Technician	Seagrave Fire Apparatus	Clintonville, WI	Fleet
5/6/18-5/12/18	1,393.60	Heflin	Jayme M.	Firefighter/Technician	Seagrave Fire Apparatus	Clintonville, WI	Fleet
5/6/18-5/12/18	1,393.60	Small Jr.	Robert N.	Firefighter/Technician	Seagrave Fire Apparatus	Clintonville, WI	Fleet
5/6/18-5/12/18	1,393.60	Dickey	Margaret K.	Firefighter/Technician	Seagrave Fire Apparatus	Clintonville, WI	Fleet
5/6/18-5/12/18	1,393.60	Bieler	Jay R.	Firefighter/Technician	Seagrave Fire Apparatus	Clintonville, WI	Fleet
5/6/18-5/12/18	0.00	Kinard	Eriq A.	Firefighter/EMT	Hazardous Materials Technician (HMT PER 272)	Anniston, AL	Operations
5/6/18-5/12/18	0.00	Vitielliss	Dustin	Firefighter/EMT	Hazardous Materials Technician (HMT PER 272)	Anniston, AL	Operations
5/7/18-5/9/18	0.00	Auth	Jason	Captain	NIMS ICS All Hazards Finance/Administration Section Chief Training (L973)	Washington, DC	Operations
5/14/2018-5/18/18	0.00	Walko	Michael	Captain	Federal Transit Administration State Safety Oversight Workshop	Bethesda, MD	Fire Prevention
5/14/2018-5/18/18	0.00	Tebo	Joseph	Rail Safety Officer	Federal Transit Administration State Safety Oversight Workshop	Bethesda, MD	Fire Prevention
5/14/18-5/19/18	0.00	Otterbacher	Joshua	Firefighter/EMT	Hampton Roads Marine Firefighting School	Norfolk, VA	Operations
5/14/18-5/19/18	0.00	Duty	William	Marine Operator	Hampton Roads Marine Firefighting School	Norfolk, VA	Operations
5/14/18-5/19/18	0.00	Beattie	William	Firefighter/EMT	Hampton Roads Marine Firefighting School	Norfolk, VA	Operations
5/14/18-5/19/18	0.00	Huskins	Michael	Firefighter/EMT	Hampton Roads Marine Firefighting School	Norfolk, VA	Operations
5/14/18-5/19/18	0.00	Isbell	Charles	Firefighter/EMT	Hampton Roads Marine Firefighting School	Norfolk, VA	Operations
5/14/18-5/19/18	1,700.35	Rice, Jr.	Edward C.	Battalion Fire Chief	Pierce Manufacturing Facility	Appleton, WI	Fleet
5/14/18-5/19/18	1,300.60	Spencer	Jack M.	Captain	Pierce Manufacturing Facility	Appleton, WI	Fleet
5/14/18-5/19/18	1,300.60	Chenworth	Thomas W.	Captain	Pierce Manufacturing Facility	Appleton, WI	Fleet
5/14/18-5/19/18	0.00	Price	Mia	Grants Management Specialist	Assistance to Firefighter Grant Evaluation Panel	Anniston, AL	Special Operations
5/18/18-5/20/18	0.00	Woolston	Matthew W.	Lieutenant/Paramedic	Art of Firemanship Days Training	Harrisburg, PA	Operations
5/18/18-5/20/18	0.00	Botwin	Jonathan	Lieutenant	Dare to Save and Nozzle Forward Classes, Art of Firemanship Conference	Harrisburg, PA	Operations
5/21/18-5/25/18	0.00	David	Brian	Battalion Fire Chief	NIMS ICS All Hazard Incident Management Team Training (USFA 0-305 Type 3)	Washington, DC	Operations
5/24/18-5/26/18	525.00	McDaniel	Kim	Manager of EEO and Diversity	International Association of Women in Fire & Emergency Services 2018 I-Women Conference	Fairfax, VA	Office of the Fire Chief
5/24/18-5/26/18	525.00	Omasere	Oluwafunmike	Manager of EEO and Diversity	International Association of Women in Fire and Emergency Services 2018 I-Women Conference	Fairfax, VA	Operations
5/30/18-5/31/18	80.00	Gray	Ian E.	Fire/Arson Investigator	Fire Origin Pattern Interpretation	Marriottsville, MD	Fire Prevention
5/30/18-5/31/18	80.00	Somers	Christoper T.	Fire/Arson Investigator	Fire Origin Pattern Interpretation	Marriottsville, MD	Fire Prevention
5/30/18-5/31/18	80.00	Ford III	John W.	Fire/Arson Investigator	Fire Origin Pattern Interpretation	Marriottsville, MD	Fire Prevention
6/2/18-6/3/18	0.00	Tucker	Christopher	Sergeant	Propane IQ	Centreville, MD	Operations

Travel FY18

Dates of Travel	Cost	Traveler Last Name	Traveler First Name	Title/Position	Purpose	Location	Division
6/4/18-6/8/18	0.00	Auth	Jason	Captain	Enhanced All Hazards Incident Management/United Command (MGT 314)	College Station, TX	Operations
6/4/18-6/9/18	0.00	Bianchi	Todd	Captain	2018 Public Safety Broadband Stakeholder Meeting	San Diego, CA	Operations
6/4/18-6/15/18	0.00	Parrott	Corey	Firefighter/Paramedic	100 Ton Masters Captain Course	Annapolis, MD	Operations
6/5/18-6/9/18	0.00	Baldino Jr.	Rocco A.	Fire Investigator	National Institutes of Standards and Technology, Public Safety Communications Research Division, Public Safety Broadband Stakeholder Meeting	San Diego, CA	Fire Prevention
6/10/18-6/14/18	1,681.88	Thomas	Sherrod L.	Deputy Fire Chief	Fire Rescue Med Conference	Henderson, NV	Office of the Fire Chief
6/10/18-6/16/18	0.00	Seekford	William	Firefighter/Technician	Highway Emergency Response Specialist	Pueblo, CO	Operations
6/10/18-6/16/18	0.00	Martenas	Matthew	Lieutenant	Highway Emergency Response Specialist	Pueblo, CO	Operations
6/11/18-6/12/18	0.00	Auth	Jason	Captain	NIMS ICS All Hazards Liaison Officer Training (L956)	Washington, DC	Operations
6/11/18-6/13/18	0.00	Taylor	Aleazor	Juvenile Firesetter Counselor	National Fire Protection Association Annual Public Education Annual Network Meeting	Las Vegas, NV	Fire Prevention
6/21/18-7/1/18	0.00	Cosker	Michael R.	Captain	Israel Immersion Training	Tel Aviv Yafo, Israel	Operations
6/25/18-6/29/18	983.60	Rice Jr.	Edward C.	Battalion Fire Chief	Seagrave Fire Apparatus Facility	Clintonville, WI	Fleet
6/25/18-6/29/18	983.60	Doyle	Ryan P.	Lieutenant	Seagrave Fire Apparatus Facility	Clintonville, WI	Fleet
6/25/18-6/29/18	983.60	Butler	Toiland D.	Firefighter/Technicians	Seagrave Fire Apparatus Facility	Clintonville, WI	Fleet
6/25/18-6/29/18	983.60	Heflin	Jayme M.	Firefighter/Technicians	Seagrave Fire Apparatus Facility	Clintonville, WI	Fleet
6/25/18-6/29/18	983.60	Bieler	Jay R.	Firefighter/Technicians	Seagrave Fire Apparatus Facility	Clintonville, WI	Fleet
6/25/18-6/29/18	983.60	Small	Robert N.	Firefighter/Technicians	Seagrave Fire Apparatus Facility	Clintonville, WI	Fleet
7/7/18-7/20/18	0.00	Capece	Alexander G.	Captain	Naval Postgraduate Schools Center for Homeland Defense and Security	Monterey, CA	Operations
7/8/18-7/20/18	302.04	Armstrong	Linwood	Firefighter/EMT	Chemistry for Emergency Response (R0233)	Emmitsburg, MD	Operations
7/22/18-7/27/18	167.86	Chenworth	Thomas W.	Captain	Advanced Science of Hazardous Materials Response (P0655)	Emmitsburg, MD	Operations
7/22/18-7/27/18	167.86	Morris	Richard D.	Lieutenant	Advanced Science of Hazardous Materials Response (P0655)	Emmitsburg, MD	Operations
7/29/18-7/31/18	674.48	Rice Jr.	Edward C.	Battalion Fire Chief	Road Rescue Ambulances	Winter Park, FL	Fleet
7/29/18-7/31/18	674.48	Cotter	Michael A.	EMS Battalion Chief	Road Rescue Ambulances	Winter Park, FL	Fleet
7/29/18-7/31/18	818.46	Doyle	Ryan P.	Lieutenant	Road Rescue Ambulances	Winter Park, FL	Fleet
7/29/18-7/31/18	684.48	Hanson	James	Assistant Fleet Manager	Road Rescue Ambulances	Winter Park, FL	Fleet
	0.00	Auth	Jason	Captain	NIMS ICS All Hazards Planning Section Chief Training (L962)	Washington, DC	Operations
8/1/18-8/3/18	127.50	Rice, Jr.	Edward C.	Battalion Fire Chief	Frazer Ambulance Facility	Houston, TX	Fleet
8/1/18-8/3/18	127.50	Cotter	Michael A.	EMS Battalion Chief	Frazer Ambulance Facility	Houston, TX	Fleet
8/1/18-8/3/18	127.50	Hanson	James	Assistant Fleet Manager	Frazer Ambulance Facility	Houston, TX	Fleet
8/5/2018-8/10/18	167.86	Smith	Shalonda A.	Fire Inspector	Hazardous Materials Code Enforcement (R0615)	Emmitsburg, MD	Fire Prevention
8/5/2018-8/10/18	167.86	Gray	Ian E.	Fire Inspector	Hazardous Materials Code Enforcement (R0615)	Emmitsburg, MD	Fire Prevention

Travel FY18

Dates of Travel	Cost	Traveler Last Name	Traveler First Name	Title/Position	Purpose	Location	Division
8/5/18-8/18/18	3,419.02	Rice, Jr.	Edward C.	Battalion Fire Chief	Pierce Manufacturing Facility	Appleton, WI	Fleet
8/5/18-8/18/18	2,520.60	Heflin	Jayme	Firefighter/Technician	Pierce Manufacturing Facility	Appleton, WI	Fleet
8/5/18-8/11/18	1,424.60	Spencer	Jack	Captain	Pierce Manufacturing Facility	Appleton, WI	Fleet
8/5/18-8/11/18	1,424.60	Martenas	Matthew	Lieutenanc	Pierce Manufacturing Facility	Appleton, WI	Fleet
8/12/18-8/18/18	1,398.60	Dickey	Margaret	Firefighter/Technician	Pierce Manufacturing Facility	Appleton, WI	Fleet
8/12/18-8/18/18	1,398.60	Croson	William	Firefighter/Technician	Pierce Manufacturing Facility	Appleton, WI	Fleet
8/12/18-8/18/18	1,398.60	Small Jr.	Robert	Firefighter/Technician	Pierce Manufacturing Facility	Appleton, WI	Fleet
8/14/18-8/17/18	449.00	Ryan	Gene T.	Sergeant/Paramedic	Handler Instruction and Training Seminar	National Harbor, MD	Training
8/15/18-8/16/18	0.00	Bianchi	Todd	Captain	FEMA Region III 2018 Summer Regional Emergency Communications Coordination Working Group (RECCWG) Plenary Session	Shippensburg, PA	Operations
8/19/18-8/23/18	0.00	Boyette	Christopher	Firefighter/Paramedic	Incident Response to Terrorist Bombings Training	Socorro, NM	Operations
8/19/18-8/25/18	3,135.70	Douglas	Milton E.	Assistant Fire and EMS Chief-Technical Services	Criteria Based Dispatch	Seattle,WA	Office of the Fire Chief
8/19/18-8/25/18	2,677.97	Della-Camera	Susie	EMS Captain	Criteria Based Dispatch	Seattle,WA	Operations
8/27/18-9/1/18	2,391.64	Bailey	James P.	Fleet Apparatus Manager	EVT, M1 Management Level 1 Supervisor and EVT, M2 Management Level 2 Supervisor Training and Exam	Overland Park, KS	Fleet
9/1/18-9/2/18	280.00	Weiss	Mark	EMS Educator	NAEMSE 23rd Annual Educator Symposium and Trade Show	Washington, DC	Training Academy
9/4/18-9/5/18	600.00	Sullivan	Neha	Assistant Medical Director	NAEMSE 23rd Annual Educator Symposium and Trade Show	Washington, DC	Symposium
9/16/18-9/22/18	0.00	Capece	Alexander G.	EMS Battalion Supervisor/Captain	Naval Postgraduate School/Homeland Security	Monterey CA	Operations
9/17/18-9/21/17	5,407.24	Spencer	Jack	Captain	Goldstar Exercise	Tel Aviv, Israel	Operations
9/17/18-9/21/18	1,045.92	Rice Jr.	Edward C.	Battalion Fire Chief	Seagrave Aerialscope Tower Ladder Final Inspection	Clintonville, WI	Fleet
9/17/18-9/21/18	1,045.92	Doyle	Ryan P.	Lieutenant	Seagrave Aerialscope Tower Ladder Final Inspection	Clintonville, WI	Fleet
9/17/18-9/21/18	1,045.92	Bauer	Joshua A.	Firefighter/Technician	Seagrave Aerialscope Tower Ladder Final Inspection	Clintonville, WI	Fleet
9/17/18-9/21/18	1,045.92	Saval	Harry M.	Firefighter/Technician	Seagrave Aerialscope Tower Ladder Final Inspection	Clintonville, WI	Fleet
9/17/18-9/21/18	1,045.92	Patton	Zackery T.	Firefighter/Technician	Seagrave Aerialscope Tower Ladder Final Inspection	Clintonville, WI	Fleet
9/23/18-9/28/18	167.86	Harris	Kristina A.	Fire Inspector	Plans Review for Fire and Life Safety (R0393	Emmitsburg, MD	Fire Prevention
9/23/18-9/28/18	167.86	Gray	Ian E.	Fire Inspector	Plans Review for Fire and Life Safety (R0393	Emmitsburg, MD	Fire Prevention
9/23/18-9/28/18	167.86	Smith	Shalonda A.	Fire Inspector	Plans Review for Fire and Life Safety (R0393	Emmitsburg, MD	Fire Prevention
9/23/18-9/27/18	0.00	Waddy	Eric	Lieutenant	NIMS ICS All - Hazards L984 Task Force/Strike Team Leader Course	Cleveland, OH	Operations
9/24/18-9/26/18	1,323.75	Richardson	Robert S.	Captain	NIMS ICS All - Hazards L984 Task Force/Strike Team Leader Course	Cleveland, OH	Operations
9/24/18-9/26/18	1,583.56	Puglisi	Michael J.	Lieutenant	NIMS ICS All - Hazards L984 Task Force/Strike Team Leader Course	Cleveland, OH	Operations
9/25/18	55.00	Taylor	Aleazor	Juvenile Firesetter Counselor	MFRI 59th Annual Life Safety Conference	Laurel, MD	Fire Prevention

Travel FY18

Dates of Travel	Cost	Traveler Last Name	Traveler First Name	Title/Position	Purpose	Location	Division
9/25/18	55.00	Everett	Patricia	Fire Education Information Specialist	MFRI 59th Annual Life Safety Conference	Laurel, MD	Fire Prevention
9/25/18	55.00	Hoston	Samone L.	Fire Safety Information Specialist	MFRI 59th Annual Life Safety Conference	Laurel, MD	Fire Prevention
9/25/18-9/28/18	480.00	Richardson	Robert S.	Captain	Incident Safety Officer (MGMT 217)	College Park, MD	Operations
9/26/18-9/27/18	172.50	Chenworth	Thomas W.	Battalion Fire Chief	East Coast Radiological Securit Leaders Meeting	Chelsea, MA	Operations
9/26/18-9/28/18	0.00	Lenard	Jeffrey	Firefighter/EMT	Communications Unit Leader (COML)	Washington, DC	Operations
9/30/18-10/6/18	0.00	Cosker	Michael R.	Captain	Leadership and Management in Surface Transportation Incidents (PER - 292) Training	Pueblo, CA	Operations
9/30/18-10/6/18	0.00	Kauffman	Edward F.	Battalion Fire Chief	Leadership and Management in Surface Transportation Incidents (PER - 292) Training	Pueblo, CA	Operations
9/30/18-10/6/18	0.00	Brown	David R.	Captain	Leadership and Management in Surface Transportation Incidents (PER - 292) Training	Pueblo, CA	Operations
9/30/18-10/6/18	0.00	Dziubla	Peter	Lieutenant	Leadership and Management in Surface Transportation Incidents (PER - 292) Training	Pueblo, CA	Operations

TOTAL \$151,965.46

Travel FY19

Dates of Travel	Cost	Traveler Last Name	Traveler First Name	Title/Position	Purpose	Location	Division
10/1/18	600.00	Richardson	Robert S.	Captain	Fire Department Health and Safety Officer (MGMT 216)	College Park, MD	Operations
10/1/18-10/5/18	0.00	Smith	Russell P.	Captain	Leadership & Management Surface Transportation Incidents (PER292)	Pueblo, CO	Operations
10/1/18-10/5/18	0.00	Auth	Jason	Battalion Fire Chief	Leadership & Management Surface Transportation Incidents (PER292)	Pueblo, CO	Operations
10/8/18-10/12/18	0.00	Spencer	Jack M.	Captain	Leadership & Management Surface Transportation Incidents (PER292)	Pueblo, CO	Operations
10/9/18-10/13/18	1,156.49	Thomas Jr.	Willis L.	Battalion Fire Chief	Virginia Fire Equity and Diversity Conference	Richmond, VA	Professional Standards
10/15/18-10/20/18	2,100.00	Auth	Jason	Captain	Company Officer Leadership and Management Program	Leesburg, VA	Operations
10/15/18-10/20/18	2,100.00	Sipes	Jan C.	Lieutenant	Company Officer Leadership Program	Leesburg, VA	Operations
10/14/18-10/19/18	0.00	Taylor	James P.	Armed Fire Investigator	22nd Annual Fire Investigative Approaches Training	Myrtle Beach, SC	Operations
10/21/18-10/26/18	1,283.05	Rice, Jr.	Edward C.	Battalion Fire Chief	Seagrave Fire Apparatus Facility	Clintonville, WI	Fleet
10/21/18-10/26/18	1,283.05	Doyle	Ryan P.	Lieutenant	Seagrave Fire Apparatus Facility	Clintonville, WI	Fleet
10/21/18-10/26/18	1,283.05	Bieler	Jay R.	Firefighter/Technician	Seagrave Fire Apparatus Facility	Clintonville, WI	Fleet
10/21/18-10/26/18	1,283.05	Butler	Toiland D.	Firefighter/Technician	Seagrave Fire Apparatus Facility	Clintonville, WI	Fleet
10/21/18-10/26/18	1,283.05	Croson	William	Firefighter/Technician	Seagrave Fire Apparatus Facility	Clintonville, WI	Fleet
10/21/18-10/26/18	1,283.05	Patton	Zackery T.	Shop Shift Leader	Seagrave Fire Apparatus Facility	Clintonville, WI	Fleet
10/23/18-10/25/18	0.00	Sanchez	Donovan	Arson Investigator	Crime Scene Investigators/Technician Training	Washington, DC	Fire Prevention
10/28/18-11/3/18	2,328.83	Rice, Jr.	Edward C.	Battalion Fire Chief	Pierce Manufacturing Facility	Appleton, WI	Fleet
10/28/18-11/3/18	1,629.10	Small, Jr.	Robert N.	Firefighter/Technician	Pierce Manufacturing Facility	Appleton, WI	Fleet
10/28/18-11/3/18	1,629.10	Dickey	Margaret K.	Firefighter/Technician	Pierce Manufacturing Facility	Appleton, WI	Fleet
10/28/18-11/3/18	1,629.10	Bieler	Jay R.	Firefighter/Technician	Pierce Manufacturing Facility	Appleton, WI	Fleet
10/28/18-11/3/18	1,629.10	Heflin	Jayme M.	Firefighter/Technician	Pierce Manufacturing Facility	Appleton, WI	Fleet
10/28/18-11/3/18	1,629.10	Croson	William	Firefighter/Technician	Pierce Manufacturing Facility	Appleton, WI	Fleet
10/28/18-11/3/18	1,629.10	Patton	Zackery T.	Shop Shift Leader	Pierce Manufacturing Facility	Appleton, WI	Fleet
10/29/18-11/1/18	126.52	Richardson	Robert S.	Lieutenant	Understanding the Emergency Management Assistance Compact (E0431)	Emmitsburg, MD	Operations
10/29/18-11/1/18	126.52	Puglisi	Michael J.	Lieutenant	Understanding the Emergency Management Assistance Compact (E0431)	Emmitsburg, MD	Operations
10/29/18-11/1/18	126.52	Carmody	Dennis	Firefighter/Technician	Understanding the Emergency Management Assistance Compact (E0431)	Emmitsburg, MD	Operations
10/29/18-11/11/18	1,669.01	Otterbacher	Joshua F.	Firefighter/EMT	Evinrude Outboard Motor Certification Training, OB-2	Sturtevant, WI	Operations
10/29/18-11/11/18	1,846.64	Beattie	William E.	Firefighter/EMT	Evinrude Outboard Motor Certification Training, OB-2	Sturtevant, WI	Operations
11/1/18-11/3/18	1,153.41	Carter	Juan T.	Deputy Fire Chief	International Fire Service Accreditation Congress (IFSAC) 2018 Fall Meeting	St. Charles, MO	Meeting
11/1/18-11/3/18	1,153.41	Stroman	Randell S.	Captain	International Fire Service Accreditation Congress (IFSAC) 2018 Fall Meeting	St. Charles, MO	Meeting

Travel FY19

Dates of Travel	Cost	Traveler Last Name	Traveler First Name	Title/Position	Purpose	Location	Division
11/1/18-11/3/18	1,099.85	Johnson	Cordell S.	Lieutenant	International Fire Service Accreditation Congress (IFSAC) 2018 Fall Meeting	St. Charles, MO	Meeting
11/6/18-11/11/18	2,233.94	Price	Mia A.	Grant Management Specialist	2018 Grants Professional Association Annual Conference	Chicago, IL	Office of the Fire Chief
11/14/18-11/15/18	0.00	Chenworth	Thomas W.	Battalion Fire Chief	Fall 2018 International Public Safety Association SymposiumMass Casualty Incidents	Arlington, VA	Operations
11/14/18-11/16/18	1,585.20	Bozarth, Jr.	Robert M.	Lieutenant	Seattle Fire Department Long Duration Breathing Apparatus Training	Seattle, WA	Operations
11/14/18-11/16/18	1,585.20	Dowd	Timoty P.	Firefighter/Technician	Seattle Fire Department Long Duration Breathing Apparatus Training	Seattle, WA	Operations
11/14/18-11/16/18	583.68	Gretz	Raymond C.	Deputy Fire Chief	Factory Tour and Inspection of New SCBA Mask	Charlotte, NC	New SCBA Mask Tour/Inspection
11/14/18-11/16/18	439.64	Richardson	Robert	Captain	Factory Tour and Inspection of New SCBA Mask	Charlotte, NC	New SCBA Mask Tour/Inspection
11/14/18-11/16/18	439.64	Sipes	Jan	Lieutenant	Factory Tour and Inspection of New SCBA Mask	Charlotte, NC	New SCBA Mask Tour/Inspection
11/25/18-11/25/18	167.86	Guglik	Anne	Arson Investigator	Fire Investigation: Electrical Systems (R0255)	Emmitsburg, MD	Fire Prevention
12/11/18-12/13/18	1548.87	Hawkins	Derron T.	Deputy Fire Chief	National Marathon and Running Events Safety and Security	Orlando, FL	Operations
12/11/18-12/13/18	1489.30	Jackson	Keishea R.	Lieutenant	National Marathon and Running Events Safety and Security	Orlando, FL	Operations
12/19/2018	15.00	Smith	Shelia L.	Paramedic	Behavioral Health Disorders, Engagement and Referral Class	Washington, DC	Operations
12/19/2018	15.00	Green	Robin B.	Paramedic	Behavioral Health Disorders, Engagement and Referral Class	Washington, DC	Operations
12/19/2018	15.00	Arevalo	Lucrecia E.	Paramedic	Behavioral Health Disorders, Engagement and Referral Class	Washington, DC	Operations

TOTAL \$43,178.43

Capital LTD Activity and FY2020 - 2025 Planned Allotments - All Capital Funds (excl Intra-District funds)

(Project/Fund Detail with Lifetime Balances Only)

Source: SOAR/BFA

(Report Date: Feb 5, 2019)

FB0-FIRE AND EMERGENCY MEDICAL SERVICES

	Project No	Project Title	Impl. Agy	Appro p Fund	Agy Fund	Lifetime Budget	LTD Allotments	Allotments in FY17	Expenditures in FY17	Allotments in FY 2018	Expenditures in FY 2018	Allotments in FY 2019	Expenditures in FY 2019	LTD Expenditures	Unspent Allotments	POs (Enc.)	RQs (Pre-Enc.)	Allotment Balance	FY 2020	FY 2021	FY 2022	FY 2023	FY 2024	6-yr Total
1	20600C	FIRE APPARATUS	FB0	0300	0300	40,232,189	40,232,189	15,000,000	182,579	(7,089,131)	7,543,119	0	3,426,816	37,797,036	2,435,153	2,435,153	0	0	0	0	0	0	0	0
2					0304	32,417,967	32,417,967		3,705,258	22,851,392	9,509,676	0	3,561,988	17,408,649	15,009,318	15,762,502	0	-753,184.19	0	0	0	0	0	0
4	20630C	FIRE APPARATUS	ELC	0300	0300	26,337,422	26,391,422		5,582,993	0	0	0	0	26,332,622	58,800	0	0	58,800	0	0	0	0	0	0
6	206AMC	AMBULANCE VEHICLES - FEMS	FB0	0300	0304	16,394,241	8,002,441			0	0	8,002,441	0	0	8,002,441	0	3,914,991	4,087,450	1,256,680	1,165,101	3,354,024	2,615,995	0	8,391,800
7	206AVC	ADMINISTRATIVE VEHICLES - FEMS	FB0	0300	0304	3,886,008	647,933			0	0	647,933	0	0	647,933	0	0	647,933	498,410	497,615	746,820	747,615	747,615	3,238,075
8	206CVC	COMMAND VEHICLES - FEMS	FB0	0300	0304	1,387,610	198,230			0	0	198,230	0	0	198,230	302,657	0	-104,427	198,230	198,230	277,522	198,230	317,168	1,189,380
9	206LTC	LADDER TRUCKS - FEMS	FB0	0300	0304	14,516,299	2,921,360			0	0	2,921,360	0	0	2,921,360	0	5,781,384	-2,860,024	4,144,962	2,282,440	2,479,387	2,688,150	0	11,594,939
10	206MPC	MP - FLEET VEHICLES - FEMS	FB0	0300	0304	4,077,696	802,393			0	0	802,393	0	0	802,393	0	0	802,393	620,416	510,047	502,979	904,577	737,284	3,275,303
12	206PTC	PUMPERS - FEMS	FB0	0300	0304	20,975,842	4,430,624			0	0	4,430,624	0	0	4,430,624	0	5,353,712	-923,088	4,196,462	3,978,250	4,276,945	4,093,561	0	16,545,218
13	206RSC	RESCUE SQUAD VEHICLES - FEMS	FB0	0300	0304	12,096,783	2,775,292			0	0	2,775,292	0	0	2,775,292	445,986	2,660,000	-330,694	2,441,810	2,118,118	1,152,709	1,751,871	1,856,983	9,321,491
14	206RVC	OTHER RESPONSE VEHICLES - FEMS	FB0	0300	0304	3,074,374	2,221,727			0	0	2,221,727	0	0	2,221,727	0	651,411	1,570,316	143,031	0	709,616	0	0	852,647
		Apparatus Sub-Total				175,396,430	121,041,577	15,000,000	9,470,830	15,762,261	17,052,795	22,000,000	6,988,804	81,538,306	39,503,271	18,946,298	18,361,498	2,195,475	13,500,001	10,749,801	13,500,002	12,999,999	3,659,050	54,408,853
16	BRM01C	NEW HARBOR PATROL FACILITY	AM0	0300	0300	20,500,000	0			0	0	0	0	0	0	0	0	0	0	0	0	8,500,000	12,000,000	20,500,000
17	BRM23C	ENGINE COMPANY 15 RENOVATIONS	AM0	0300	0300	14,250,000	0			0	0	0	0	0	0	0	0	0	0	0	0	1,730,000	12,520,000	14,250,000
30	FMF01C	FLEET MAINTENANCE RESERVE FACILITY	AM0	0300	0300	48,000,000	1,000,000			0	0	1,000,000	0	0	1,000,000	0	0	1,000,000	0	0	0	0	47,000,000	47,000,000
	LC437C	E-22 FIREHOUSE REPLACEMENT	AM0	0300	0300	13,207,758	13,207,758	920,000	6,061,614		7,146,144			13,207,758	0									0
49	LC537C	ENGINE COMPANY 23 RENOVATION	AM0	0300	0300	7,500,000	3,750,000			0	0	3,750,000	0	0	3,750,000	0	0	3,750,000	3,750,000	0	0	0	0	3,750,000
53		RELOCATION OF ENGINE COMPANY 26	AM0	0300	0300	8,750,001	4,000,001	(256,844)		0	0	4,000,000	0	0	4,000,001	1	0	4,000,000	4,750,000	0	0	0	0	4,750,000
66	LE537C	ENGINE 14 MAJOR RENOVATION	AM0	0300	0300	6,239,604	6,239,604		512,768	0	5,000	0	0	5,813,257	426,347	107,312	0	319,035.09	0	0	0	0	0	0
68	LE737C	ENGINE 27 MAJOR RENOVATION	AM0	0300	0300	1,511,869	1,511,869	(600,000)	6,797	(1,000,000)	0	(2,000,000)	0	836,093	675,776	287,244	0	388,532.39	0	0	0	0	0	0
73	LF239C	FEMS SCHEDULED CAPITAL IMPROVEMENTS	AM0	0300	0300	3,234,320	3,236,319			550,400	489,477	0	164	3,016,242	220,078	137,457	0	82,620.64	0	0	0	0	0	0
74		SCHEDULED CAPITAL MAINTENANCE	AM0	0300	0300	24,351,243	22,349,243	2,196,152	3,432,539	2,949,600	672,789	2,500,000	102,174	16,341,080	6,008,163	1,376,638	2,105,478	2,523,918.96	1,000,000	1,000,000	0	0	0	2,000,000
75					0301	7,000,000	0			0	0	0	0	0	0	0	0	0	0	0	0	3,500,000	3,500,000	7,000,000
83	NFB01C	NEW FIRE BOAT-1	FB0	0300	0304	12,290,000	0			0	0	0	0	0	0	0	0	0	0	0	0	12,290,000	0	12,290,000
	Grand Total					543,631,952	377,737,099	17,259,308	19,484,548	17,464,065	22,917,238	31,250,000	7,091,142	322,090,093	55,647,006	20,899,091	20,466,976	14,259,582	23,000,001	11,749,801	13,500,002	39,019,999	78,679,050	165,948,853

Fire and Emergency Medical Services Department FY2018

FY2018 Performance Accountability Report

The Performance Accountability Report (PAR) measures each agency's performance for the fiscal year against the agency's performance plan and includes major accomplishments, updates on initiatives, and key performance indicators (KPIs).

Mission

The mission of the Fire and Emergency Medical Services Department (F&EMS) is to promote safety and health through excellent pre-hospital medical care, fire suppression, hazardous materials response, technical rescue, homeland security preparedness and fire prevention and education in the District of Columbia.

Summary of Services

F&EMS provides emergency medical services (EMS), fire suppression, homeland security and special operations response for the District of Columbia, including planned events and activities unique to the nation's capital. The Department is responsible for fire and life safety code enforcement, along with community based education and prevention programs. F&EMS is the lead first-response agency for managing consequences resulting from natural disasters or other catastrophic events impacting the national capital region.

FY18 Top Accomplishments

What is the accomplishment that your agency wants to highlight?	How did this accomplishment impact residents of DC?	How did this accomplishment impact your agency?
The Department improved and expanded Mass Casualty Incident (MCI) plans. Training will be delivered to department members beginning in November of 2018 (as Module 10 of the EMS Training curriculum) and should be completed by January 31, 2019.	Improved response preparedness for the sorting of patients at events involving large numbers of injured persons helps secure the safety of the residents of DC.	Improved operational procedures for mass casualty incidents.
The Nurse Triage Line (NTL) was launched at the Office of Unified Communications (OUC) on April 19, 2018. To increase eligible calls and referrals, specific NTL response codes were added and OUC call takers continue to collaborate with on-site nurses to become more comfortable with the types of calls being triaged.	The Nurse Triage Line (NTL) provides secondary medical evaluations for "low acuity" patients who call 911 for assistance. The NTL then refers eligible patients to neighborhood community or urgent care clinics and provides transportation to Medicaid and DC Alliance patients. Patients who have received services from the NTL are getting better, faster, and more appropriate health care than they would be if they went to an emergency room for a non-emergency condition.	The Department is monitoring the program to determine impact. So far the impact is positive for the patients but there has been little impact on the Department's non-emergency call volume. In FY 19, the Department hopes to expand the program to have more impact on call volume.
The Department partnered with the Office of Unified Communications (OUC) to launch Criteria Based Dispatch system.	Improved dispatching accuracy and the increased effectiveness of triage of medical patients preserves EMS resources for DC residents with life threatening emergencies.	Improved utilization of fire and emergency medical response resources.

2018 Strategic Objectives

Objective Number	Strategic Objective

Objective Number	Strategic Objective
1	Embrace a supportive work environment focused on creating a safe, competent and professional workforce team.
2	Ensure that our facilities, vehicles, equipment and processes remain capable of supporting service delivery requirements.
3	Build collaborative relationships within our community to improve service delivery.
4	Deliver timely, high quality and effective services to better serve the needs of our community.
5	Create and maintain a highly efficient, transparent and responsive District government.**

2018 Key Performance Indicators

Measure	Freq	Target	Q1	Q2	Q3	Q4	FY2018	KPI Status	Explanation
1 - Embrace a supportive work environment focused on creating a safe, competent and professional workforce team. (3 Measures)									
Number of FEMS operated vehicles involved in accidents	Quarterly	200	77	79	64	83	303	Unmet	The Department has taken many policy and training steps to improve driver safety. It is a long-standing culture issue that we will continue to work to resolve in FY 2019.
Number of FEMS personnel injured while at work	Quarterly	300	81	61	99	104	345	Unmet	Although we did not meet our FY 2018 goal we have observed considerable progress compared to FY 2017. Work to update policies and practices with regards to employee safety and risk reduction continue.
Number of labor/management partnership meetings scheduled and attended by executive managers	Quarterly	24	16	12	12	8	48	Met	
2 - Ensure that our facilities, vehicles, equipment and processes remain capable of supporting service delivery requirements. (3 Measures)									
Percent of time fire ladder trucks in the FEMS emergency vehicle fleet were unavailable for daily operation because of maintenance or repair work	Quarterly	25%	40%	40.8%	40.2%	39.9%	40.2%	Unmet	We have made some progress since FY 2017 and expect that recent ladder upgrades will give us more opportunity to improve. Additional trucks will arrive in FY 2019.
Percent of time ambulances in the FEMS emergency vehicle fleet were unavailable for daily operation because of maintenance or repair work	Quarterly	25%	27.5%	25.4%	30.6%	32.1%	29%	Unmet	In Quarter 4 of FY 2018 we observed an increase in downtime because of our focus on fire apparatus, but we were pleased to report that we did meet our goal in Quarter 2, earlier in the year. Through the purchase of additional ambulances and improved

Measure	Freq	Target	Q1	Q2	Q3	Q4	FY2018	KPI Status	Explanation
									staffing resources, we expect to see further progress.
Percent of time fire engines in the FEMS emergency vehicle fleet were unavailable for daily operation because of maintenance or repair work	Quarterly	25%	38%	33.2%	30.4%	32.2%	33.4%	Unmet	Although we fell short of the target for this KPI, we have made some progress in the last half of the fiscal year and expect that our recent engine purchases will help meet our goal.
3 - Build collaborative relationships within our community to improve service delivery. (1 Measure)									
Number of times the FEMS web site was visited to access service, program or performance measurement content	Quarterly	300,000	26,843	39,937	40,076	40,467	147,323	Unmet	This KPI will be evaluated in FY 2018 to find more effective ways to measure website effectiveness.
4 - Deliver timely, high quality and effective services to better serve the needs of our community. (28 Measures)									
Percent of EMS patient transport calls when a FEMS transport unit returned to service in 30 minutes or less after arriving at a hospital with a patient	Quarterly	50%	23.2%	23.3%	23.2%	22%	22.9%	Unmet	While the goal was not met, we continue to show upward progress on this KPI since FY 2016. Barriers include limitations in hospital capacity and efficient patient flow through hospitals and high call volume.
Percent of EMS CQI cases reviewed indicating timely, appropriate and successful treatment for cardiac arrest patients	Quarterly	95%	90.3%	93%	91.8%	94.9%	92.7%	Nearly Met	We observed negligible changes in results in FY 2018 but expect to improve in FY 2019 due to a new CQI program that gives feedback to providers on every cardiac arrest.
Percent of Level 1 Criteria Trauma patients transported in 10 minutes or less after a first responding EMT or Paramedic arrived at an EMS call	Quarterly	95%	50%	55%	44%	55.4%	51.1%	Unmet	We have determined that this goal is not based on national standards. We have an initiative in FY 2019 to come up with a new goal/standard.
Percent of higher priority EMS calls when a FEMS transport unit arrived in 9 minutes or less	Quarterly	90%	83.1%	83.1%	83.1%	82.4%	82.9%	Nearly Met	The Department continues to see gradual improvement in this area. Improving "turnout times" will drive further improvement. Call volume that exceeds the national standard for many engine companies continues to be a barrier.
Percent of EMS CQI cases reviewed indicating timely, appropriate and successful	Quarterly	95%	83.5%	85.1%	81.4%	85.1%	83.7%	Unmet	Primarily due to trauma scene times, in which we have determined that our goal is not based on national standards. We have an initiative in FY

Measure	Freq	Target	Q1	Q2	Q3	Q4	FY2018	KPI Status	Explanation
treatment for Level 1 Criteria Trauma patients									2019 to come up with a new goal/standard.
Percent of high-rise structure fire calls when a first alarm assignment arrived in 11 minutes 30 seconds or less	Quarterly	90%	80%	73.9%	75.9%	58.3%	73.4%	Unmet	FY 2017 was the first year this data was reported. Although we observed a decrease in this category, our FY 2019 focus on "turnout times" to drive further improvement should help us move closer to our goal. Call volume that exceeds the national standard for many engine companies continues to be a barrier.
Percent of residential structure fires without a working smoke alarm	Quarterly	1%	12.2%	6.9%	13.5%	14.7%	11.8%	Unmet	FY 2017 was the first year of reporting this KPI. A baseline has been established and we have adjusted our goal for FY 2019.
Number of participants who attended FEMS "hands only" CPR/AED familiarization training program events	Quarterly	25,000	4986	3829	3290	4780	16,885	Unmet	Because the Department has trained over 50,000 residents and visitors we could have reached a plateau (with our goal of 25,000). We will continue to prioritize this training in FY 2019 and are very pleased to have observed success with increased participation rates.
Percent of patients who experienced a sudden cardiac arrest, witnessed by a bystander, with CPR performed by a bystander	Quarterly	50%	31.7%	38%	50.8%	52.8%	42.9%	Unmet	Although we fell short of our goal of 50% for the fiscal year, we have seen promising results in FY 2018 on this KPI in Quarters 3 and 4. In other related Utstein categories, we exceed the national average. With continued emphasis on Hands on Hearts training for citizens and registration for the Pulse Point application, the Department will be better positioned to meet this goal in FY 2019.
Percent of patients who survived to hospital discharge after experiencing a sudden cardiac arrest witnessed by a bystander	Quarterly	15%	11.7%	14.1%	14.8%	5.7%	11.8%	Unmet	After increasing the target for this KPI in FY 2017, we continue to focus our efforts to improve in this category through continued emphasis on EMS training for providers, Hands on Hearts training for citizens, and registration for the Pulse Point

Measure	Freq	Target	Q1	Q2	Q3	Q4	FY2018	KPI Status	Explanation
									application. Of note the Utstein Report survival rates improved in this category for four years in a row (Cardiac Etiology). In other related Utstein categories, we exceed the national average.
Percent of "structural" arson fires cleared by arrest or exceptional means	Quarterly	25%	13%	21.4%	23.1%	14.3%	18%	Unmet	After coming very close to meeting our goal for this KPI in FY 2017, the Department observed a drop in arson fires cleared in FY 2018. It should be noted that we are still showing an improvement over previous results in FY 2016.
Percent of higher priority EMS calls when a first responding EMT arrived in 5 minutes or less	Quarterly	90%	62.6%	60.7%	62.9%	60.5%	61.7%	Unmet	A focus of the Department in FY 2019 will be to improve "turnout times" to drive further improvement. Call volume that exceeds the national standard for many engine companies continues to be a barrier.
Percent of higher priority EMS calls when a first responding EMT arrived in 5 minutes or less and a Paramedic arrived in 9 minutes or less	Quarterly	90%	52.1%	49.8%	52.5%	50.5%	51.2%	Unmet	A focus of the Department in FY 2019 will be to improve "turnout times" to drive further improvement. Call volume that exceeds the national standard for many engine companies continues to be a barrier.
Percent of highest priority EMS calls when a first responding EMT arrived in 5 minutes or less and two Paramedics arrived in 9 minutes or less	Quarterly	90%	65.9%	65.1%	67.3%	66.2%	66.1%	Unmet	A focus of the Department in FY 2019 will be to improve "turnout times" to drive further improvement. Call volume that exceeds the national standard for many engine companies continues to be a barrier.
Percent of structure fire calls when a first responding fire engine arrived in 5 minutes 20 seconds or less	Quarterly	90%	97.2%	97.2%	94.1%	92.2%	95.2%	Met	
	Quarterly	200	17	19	130	34	200	Met	

Measure	Freq	Target	Q1	Q2	Q3	Q4	FY2018	KPI Status	Explanation
Number of fire safety education presentations completed for pre-school/kindergarten age children									
Number home fire safety/smoke alarm installation visits completed for District residents	Quarterly	2000	240	377	712	1017	2346	Met	
Percent of residential structure fires where flame spread was confined to the room or structure of origin	Quarterly	95%	95.9%	95.7%	98.6%	96.9%	96.7%	Met	
Percent of residential structure fires where flame spread was confined to the room of origin	Quarterly	80%	81%	77.5%	77.4%	86.2%	80.2%	Met	
Percent of EMS CQI cases reviewed indicating timely, appropriate and successful treatment for suspected STEMI patients	Quarterly	95%	100%	100%	100%	100%	100%	Met	
Percent of EMS CQI cases reviewed indicating timely, appropriate and successful treatment for suspected stroke patients	Quarterly	95%	100%	99.8%	99.5%	96.4%	99%	Met	
Percent of all patients who were individually identified as being transported 10 or more times during a 12 month period by an FEMS transport unit	Quarterly	1%	0.4%	0.4%	0.4%	0.4%	0.4%	Met	
Percent of patients with suspected cardiac etiology who survived to hospital discharge after experiencing a	Quarterly	30%	38.5%	40%	50%	27.3%	40%	Met	

Measure	Freq	Target	Q1	Q2	Q3	Q4	FY2018	KPI Status	Explanation
sudden cardiac arrest witnessed by a bystander with an initial rhythm of ventricular fibrillation									
Percent of all patient transports for patients individually identified as being transported 10 or more times during a 12 month period by an FEMS transport unit	Quarterly	10%	5%	4.5%	4.2%	4.1%	4.5%	Met	
Number of civilian fire fatalities	Quarterly	10	2	1	1	0	4	Met	
Percent of patients surveyed who indicated they "agreed" or "strongly agreed" that FEMS personnel acted courteous and respectful during an EMS call	Quarterly	95%	96.7%	93.8%	95.9%	93.4%	95.2%	Met	
Percent of patients surveyed who indicated they were "satisfied" or "very satisfied" with the services they received during an EMS call	Quarterly	95%	96.5%	95.4%	94.2%	95.5%	95.4%	Met	
Percent of structure fire calls when a first alarm assignment arrived in 9 minutes 20 seconds or less	Quarterly	90%	94.8%	92.3%	91.7%	89.3%	92.2%	Met	

**We've revisited a project to standardize District wide measures for the Objective "Create and maintain a highly efficient, transparent and responsive District government." New measures will be tracked in FY18 and FY19 and published starting in the FY19 Performance Plan.

2018 Workload Measures

Measure	Freq	Q1	Q2	Q3	Q4	FY 2018
2 - Agency Financial Operations (2 Measures)						
EMS patient transport revenue	Quarterly	6,258,242	5,742,924	5,469,504	5,227,730	22,698,400
Fire Prevention fee and permit revenue	Quarterly	173,815	104,025	150,238	134,055	562,133
4 - Emergency Medical Services Operations (7 Measures)						
Number of EMS incidents.	Quarterly	39,910	38,726	42,163	47,303	168,102
Number of FEMS patient transports	Quarterly	12,951	12,619	13,398	14,354	53,322
Number of "higher priority" (time-sensitive) EMS incidents	Quarterly	17,954	17,833	14,111	14,390	64,288
Number of "highest priority" (very time-sensitive) EMS incidents	Quarterly	1310	1282	1193	1247	5032
Number of "lower priority" (not time-sensitive) EMS incidents	Quarterly	20,646	19,611	26,859	31,666	98,782
Number of individually identified patients who were transported 10 or more times during a 12 month period by an FEMS transport unit	Quarterly	166	144	141	139	590
Number of patient transports for individually identified patients who were transported 10 or more times during a 12 month period by an FEMS transport unit	Quarterly	2653	2293	2140	2080	9166
4 - Fire/Rescue Operations (5 Measures)						
Number of fire incidents	Quarterly	9221	9741	7838	8271	35,071
Number of "structure fire" incidents	Quarterly	647	681	663	633	2624
Number of "structure fires" extinguished	Quarterly	221	213	162	153	749
Number of "residential structure fires" extinguished	Quarterly	195	187	146	130	658
Number of "other fires" extinguished	Quarterly	229	285	448	441	1403
4 - Inspections (3 Measures)						
Number of occupancies inspected	Quarterly	2933	2281	3086	3302	11,602
Number of fire code violations observed	Quarterly	2747	3403	4682	3829	14,661
Number of fire code complaints investigated	Quarterly	116	104	109	73	402
4 - Investigations (2 Measures)						
Number of fires classified as "arson"	Quarterly	50	51	42	59	202
Number of "arson" arrests	Quarterly	5	10	3	4	22

Measure	Freq	Q1	Q2	Q3	Q4	FY 2018
4 - Performance Management (1 Measure)						
Number of emergency incidents	Quarterly	49,388	48,727	51,595	57,782	207,492

2018 Strategic Initiatives

Title	Description	Complete to Date	Status Update	Explanation
EMERGENCY MEDICAL SERVICES OPERATIONS (2 Strategic initiatives)				
Improve and Expand Mass Casualty Incident Plans	During FY 2018, the Department will improve Mass Casualty Incident (MCI) response preparedness by updating existing procedures to incorporate the "SALT" (Sort, Assess, Lifesaving Interventions, Treatment/ Transport) Triage Model into the daily operational plan. Included will be a more comprehensive plan for the sorting of patients at events involving large numbers of injured persons. Training on the new procedures will be provided for members utilizing a classroom environment and by performing practical skills exercises.	75-99%	The EMS Mass Casualty Incident (MCI) plan has been approved by the DC Department of Health (DOH) and training will be delivered to department members beginning in November of 2018 (as Module 10 of the EMS Training curriculum) and should be completed by January 31, 2019.	Implementation of this initiative will continue into FY 2018. The Department anticipates completion by January 31, 2019.
Implement Nurse Triage Line.	During FY 2018, the Department will launch a Nurse Triage Line (NTL) at the Office of Unified Communications (OUC) to provide secondary medical evaluations for "low acuity" patients who call 911 for assistance. The NTL will have the ability to refer patients to non-emergency health care sites when appropriate and to offer transportation options. This effort follows recommendations made by the Integrated Healthcare Collaborative (IHC).	Complete	The Nurse Triage Line (NTL) was launched at the Office of Unified Communications (OUC) on April 19, 2018. To increase eligible calls and referrals, specific NTL response codes were added and OUC call takers continue to collaborate with on-site nurses to become more comfortable with the types of calls being triaged.	
INFORMATION TECHNOLOGY (1 Strategic Initiative)				
Launch Criteria Based Dispatch system in partnership with OUC.	During FY 2018, the Department will partner with the Office of Unified Communications (OUC) to implement "Criteria Based" dispatching to improve the overall dispatch process with the goals of increased accuracy, more effective triage of medical patients, and more efficient utilization of fire and emergency medical response resources.	Complete	Along with the Nurse Triage Line (NTL) launch, the Department implemented the Criteria Based Dispatch System (CBD) with the new Fire and EMS protocols on April 19th, 2018. Together with the Office of Unified Communications (OUC) we are monitoring the effectiveness of CBD with NTL calls and the impact this has on the availability of units in high peak times. A statistically significant decrease in ALS	

Title	Description	Complete to Date	Status Update	Explanation
			dispatches has so far been observed and we are seeing ALS dispatches occur with more accuracy.	
PERFORMANCE MANAGEMENT (4 Strategic initiatives)				
Decrease "turnout times" measures at the Battalion and Company level.	During FY 2018, the Department will improve emergency response times by increasing the frequency of "Turnout time" (the time between actual alarm time at response facilities and units and the beginning of travel time to incident) data analysis and availability to managers at the Battalion and Company level, with the goal of improving turnout times under the National Fire Protection Association (NFPA) Standard 1710.	75-99%	Reporting and real time monitoring capabilities are being incorporated in the development of the First Watch program that will provide for increased data analysis capabilities.	Reporting and real time monitoring capabilities are being incorporated in the development of the First Watch program that will provide for increased data analysis capabilities.
Enhance Patient Outcome Measurement utilizing CRISP.	During FY 2018, the Department will utilize hospital outcome data from the Chesapeake Regional Information System for our Patients (CRISP) to guide pre-hospital care decision making. The data will provide useful information concerning patient experiences within the hospital, allowing for the review and comparison of assessments made by FEMS field providers. This information will then be utilized to facilitate appropriate provider training by targeting specific areas of need.	Complete	During the third quarter of FY 2018, the Department's Continuous Quality Control (CQI) group began using the Chesapeake Regional Information System (CRISP) system as a part of the evaluation of patient care. Dialogue continues with CRISP about how to maximize use of the system.	
Launch Pulsepoint mobile application campaign in partnership with OUC.	During FY 2018, the Department will partner with the Office of Unified Communications (OUC) to launch a public campaign to support enrollment in the Pulsepoint mobile application. This application can alert potential bystanders about a nearby victim of Sudden Cardiac Arrest (SCA) and can transmit the closest location of an Automated External Defibrillator (AED) to that person, facilitating bystander aid in Cardiopulmonary Resuscitation (CPR) before the arrival of Department personnel.	Complete	The Department has a total of 3,440 Pulsepoint followers with approximately half of those shown as having been "CPR Alert enabled." Since the launch of the campaign we have continued to promote the initiative using social media and also in conjunction with our "Hands on Hearts" CPR events. Over the next few months, we will launch new strategies to increase registration, including targeting DC government employees (including DPR employees); taxi drivers; apartment building owners and residents; hospital and health care workers; university students; and Council members and staff.	
Implement "After Action" policy for Firefighters	During FY 2018, the Department will create an "After Action Policy" outlining the requirements for review of Department responses to large-scale	Complete	NO FURTHER UPDATES	

Title	Description	Complete to Date	Status Update	Explanation
	incidents. Analyzing and reassessing incident scene actions and behaviors "in hindsight" will provide important information for improving Firefighter Safety, Training and Operations.			
PERSONNEL (1 Strategic Initiative)				
Hiring to reduce overtime.	During FY 2018, the Department will hire an additional 48 dual-role Firefighter EMT's and Firefighter Paramedics to help reduce overtime. A working group will meet on a regular basis in order to meet these hiring goals.	75-99%	The Department hired additional Firefighter Paramedic recruits and Firefighter/EMT recruits in FY 2018 over and above attrition. Bi-weekly hiring meetings continued throughout the reporting period.	In FY 2018 the Department hired additional Firefighter Paramedic recruits and Firefighter/EMT recruits to a level over and above attrition. This should alleviate overtime costs in FY 2019.
RISK MANAGEMENT (1 Strategic Initiative)				
Department review of NFPA Standard for Comprehensive Occupational Medical Programs	During FY 2018, the Department will review and incorporate the latest provisions for a comprehensive occupational medical program based on the latest National Fire Protection Agency (NFPA) standard 1582. The program includes regular medical evaluations of employees to establish a baseline for surveillance and standard evaluations following a member's exposure, illness or injury.	75-99%	The Department has continued regular medical evaluations of employees and has been tracking progress on a monthly basis. Annual Pulmonary Function Tests (PFT's) have been introduced to the annual physical battery of tests to begin in FY 2019 in accordance with the National Fire Protection Agency (NFPA) standard 1582. The O2X Wellness program continues to establish baselines for surveillance and standard physical fitness measurements.	Implementation of this initiative will continue into FY 2018. Further incorporation of version 2017 of the National Fire Protection Agency (NFPA) Standard 1582 will continue. Annual Pulmonary Function Tests (PFT's) have been introduced to the annual physical battery of tests to begin in FY 2019 in accordance with NFPA standard. The O2X Wellness program continues to establish baselines for surveillance and standard physical fitness measurements.
TRAINING AND EMPLOYEE DEVELOPMENT (3 Strategic initiatives)				
Create a comprehensive training calendar for Department personnel.	During FY 2018, the Department will develop a comprehensive training calendar of educational opportunities including those available at local and national training centers. The calendar will be updated on an annual basis and will include open enrollment schedules for at least four (4) National Fire Academy curriculums, three (3) newly developed In-Service training modules and 4 leadership seminars (to be held quarterly).	Complete	No further updates. The development of the comprehensive training calendar has allowed for better strategic planning and budgeting for the year and continuing into FY 2019.	
Provide new Fire Inspector training	During FY 2018, the Department will provide new National Fire Protection	Complete	The Department trained 1,085 members from the Operations	

Title	Description	Complete to Date	Status Update	Explanation
to Department operational personnel.	Association (NFPA) training to all operational personnel. NFPA 1031 (Standard for Professional Qualifications for Fire Inspector and Plan Examiner) will be the focus with instruction on fire hazard recognition for various building classifications, citation documentation and preparation, and the abatement process. The Office of the Fire Marshal will coordinate with Operations to develop the training and determine the delivery schedule, create the training evaluation process and report training outcomes.		Division completed the Company Fire Inspection Training Course that included instruction on fire hazard recognition for various building classifications, documentation and preparation, and the abatement process.	
Focus leadership development efforts on higher education.	During FY 2018, the Department will work to support increased membership enrollment in higher education while promoting tuition reimbursement benefits. Updates to supervisory training (Fire Officer I-IV) will continue and a set of curricula for International Fire Service Accreditation Congress (IFSAC) approval will be prepared. Quarterly leadership seminars will be instituted and open to all Department employees. This includes formalizing a supportive process for FEMS employees to earn paramedic certification through local and regional accredited educational programs.	75-99%	The Department has provided over \$90,000.00 in tuition reimbursement to members and has contracted with Maryland Fire and Rescue Institute (MFRI) for Fire Officer III training and certification. Fire Officer I & II certification training and certification is ongoing and quarterly leadership seminars have been formulated (open to all employees).	The Department completed most of this initiative in FY 2018. A formalized process for employees to earn paramedic certification has yet to be established and will be addressed in FY 2019.

Fire and Emergency Medical Services Department FY2019

Agency Fire and Emergency Medical Services Department

Agency Code FB0

Fiscal Year 2019

Mission The mission of the Fire and Emergency Medical Services Department (F&EMS) is to promote safety and health through excellent pre-hospital medical care, fire suppression, hazardous materials response, technical rescue, homeland security preparedness and fire prevention and education in the District of Columbia.

2019 Strategic Objectives

Objective Number	Strategic Objective
1	Embrace a supportive work environment focused on creating a safe, competent and professional workforce team.
2	Ensure that our facilities, vehicles, equipment and processes remain capable of supporting service delivery requirements.
3	Build collaborative relationships within our community to improve service delivery.
4	Deliver timely, high quality and effective services to better serve the needs of our community.
5	Create and maintain a highly efficient, transparent and responsive District government.

2019 Key Performance Indicators

Measure	Directionality	FY 2016 Actual	FY 2017 Actual	FY 2018 Actual	FY 2019 Target
1 - Embrace a supportive work environment focused on creating a safe, competent and professional workforce team. (3 Measures)					
Number of FEMS operated vehicles involved in accidents	Down is Better	337	276	303	200
Number of labor/management partnership meetings scheduled and attended by executive managers	Up is Better	22	88	48	36
Number of FEMS personnel injured while at work	Down is Better	402	388	345	300
2 - Ensure that our facilities, vehicles, equipment and processes remain capable of supporting service delivery requirements. (3 Measures)					
Percent of time ambulances in the FEMS emergency vehicle fleet were unavailable for daily operation because of maintenance or repair work	Down is Better	33.4%	27.8%	29%	25%
Percent of time fire engines in the FEMS emergency vehicle fleet were unavailable for daily operation because of maintenance or repair work	Down is Better	38.2%	35.7%	33.4%	25%
Percent of time fire ladder trucks in the FEMS emergency vehicle fleet were unavailable for daily operation because of maintenance or repair work	Down is Better	29.8%	42.7%	40.2%	25%
3 - Build collaborative relationships within our community to improve service delivery. (1 Measure)					

Measure	Directionality	FY 2016 Actual	FY 2017 Actual	FY 2018 Actual	FY 2019 Target
Number of times the FEMS web site was visited to access service, program or performance measurement content	Up is Better	131,260	237,963	147,323	300,000
4 - Deliver timely, high quality and effective services to better serve the needs of our community. (27 Measures)					
Percent of residential structure fires without a working smoke alarm	Down is Better	Not Available	10.9%	11.8%	8%
Percent of structure fire calls when a first responding fire engine arrived in 5 minutes 20 seconds or less	Up is Better	95.4%	96.6%	95.2%	90%
Number of fire safety education presentations completed for pre-school/kindergarten age children	Up is Better	36	110	200	200
Number home fire safety/smoke alarm installation visits completed for District residents	Up is Better	1188	1740	2346	2000
Percent of residential structure fires where flame spread was confined to the room or structure of origin	Up is Better	97.3%	96.2%	96.7%	95%
Percent of residential structure fires where flame spread was confined to the room of origin	Up is Better	79.9%	81%	80.2%	80%
Percent of higher priority EMS calls when a first responding EMT arrived in 5 minutes or less	Up is Better	62.7%	63.3%	61.7%	90%
Percent of higher priority EMS calls when a first responding EMT arrived in 5 minutes or less and a Paramedic arrived in 9 minutes or less	Up is Better	52.1%	50.6%	51.2%	90%
Percent of highest priority EMS calls when a first responding EMT arrived in 5 minutes or less and two Paramedics arrived in 9 minutes or less	Up is Better	60.2%	63.7%	66.1%	90%
Percent of higher priority EMS calls when a FEMS transport unit arrived in 9 minutes or less	Up is Better	73.9%	81.9%	82.9%	90%
Percent of EMS CQI cases reviewed indicating timely, appropriate and successful treatment for Level 1 Criteria Trauma patients	Up is Better	86.4%	82.3%	83.7%	95%
Percent of EMS CQI cases reviewed indicating timely, appropriate and successful treatment for cardiac arrest patients	Up is Better	Waiting on Data	93.8%	92.7%	95%
Percent of EMS CQI cases reviewed indicating timely, appropriate and successful treatment for suspected STEMI patients	Up is Better	95.3%	99.7%	100%	95%
Percent of EMS CQI cases reviewed indicating timely, appropriate and successful treatment for suspected stroke patients	Up is Better	99.2%	96.7%	99%	95%
Percent of all patients who were individually identified as being transported 10 or more times during a 12 month period by an FEMS transport unit	Down is Better	1.2%	0.5%	0.4%	1%
Number of participants who attended FEMS "hands only" CPR/AED familiarization training program events	Up is Better	10,960	26,959	16,885	25,000

Measure	Directionality	FY 2016 Actual	FY 2017 Actual	FY 2018 Actual	FY 2019 Target
Percent of patients who survived to hospital discharge after experiencing a sudden cardiac arrest witnessed by a bystander	Up is Better	7.1%	13.1%	11.8%	15%
Percent of patients with suspected cardiac etiology who survived to hospital discharge after experiencing a sudden cardiac arrest witnessed by a bystander with an initial rhythm of ventricular fibrillation	Up is Better	29.6%	27.3%	40%	32%
Percent of all patient transports for patients individually identified as being transported 10 or more times during a 12 month period by an FEMS transport unit	Down is Better	13.5%	5.5%	4.5%	10%
Percent of patients who experienced a sudden cardiac arrest, witnessed by a bystander, with CPR performed by a bystander	Up is Better	40.6%	38.1%	42.9%	50%
Number of civilian fire fatalities	Down is Better	2	4	4	10
Percent of "structural" arson fires cleared by arrest or exceptional means	Up is Better	16.7%	24.5%	18%	25%
Percent of patients surveyed who indicated they "agreed" or "strongly agreed" that FEMS personnel acted courteous and respectful during an EMS call	Up is Better	91.5%	93.6%	95.2%	95%
Percent of patients surveyed who indicated they were "satisfied" or "very satisfied" with the services they received during an EMS call	Up is Better	91.2%	93.4%	95.4%	95%
Percent of structure fire calls when a first alarm assignment arrived in 9 minutes 20 seconds or less	Up is Better	25.9%	95%	92.2%	90%
Percent of high-rise structure fire calls when a first alarm assignment arrived in 11 minutes 30 seconds or less	Up is Better	Not Available	78.5%	73.4%	90%
Percent of EMS patient transport calls when a FEMS transport unit returned to service in 30 minutes or less after arriving at a hospital with a patient	Up is Better	13.5%	20.1%	22.9%	50%
5 - Create and maintain a highly efficient, transparent and responsive District government. (9 Measures)					
HR MANAGEMENT - Percent of eligible employees completing and finalizing a performance plan in PeopleSoft (Updated by OCA)	Up is Better	Not Available	No data available	98.1%	Not Available
HR MANAGEMENT - Percent of eligible employee performance evaluations completed and finalized in PeopleSoft (Updated by OCA)	Up is Better	Not Available	97.5%	Waiting on Data	Not Available
FINANCIAL MANAGEMENT - Quick Payment Act Compliance - Percent of QPA eligible invoices paid within 30 days (Updated by OCA)	Up is Better	Not Available	No data available	Waiting on Data	Not Available
FINANCIAL MANAGEMENT - Percent of local budget de-obligated to the general fund at the end of year (Updated by OCA)	Down is Better	2%	0.8%	Waiting on Data	Not Available
CONTRACTS AND PROCUREMENT - Average number of calendar days between requisition and purchase orders issued (Updated by OCA)	Up is Better	Not Available	20.5	Waiting on Data	Not Available

Measure	Directionality	FY 2016 Actual	FY 2017 Actual	FY 2018 Actual	FY 2019 Target
CONTRACTS AND PROCUREMENT - Percent of Small Business Enterprise (SBE) annual goal spent (Updated by OCA)	Up is Better	113%	132.2%	Waiting on Data	Not Available
IT POLICY AND FOIA COMPLIANCE - Percent of "open" data sets identified by the annual Enterprise Dataset Inventory published on the Open Data Portal - (Updated by OCA)	Up is Better	Not Available	No data available	100%	Not Available
IT POLICY AND FOIA COMPLIANCE - Percent of FOIA Requests Processed in more than 25 business days - statute requirements allow 15 business days and a 10 day extension - (Updated by OCA)	Down is Better	0.1%	1.2%	Waiting on Data	Not Available
HR MANAGEMENT - Average number of days to fill vacancy from post to offer acceptance (Updated by OCA)	Down is Better	Not Available	Not Available	Not Available	New Measure

2019 Operations

Operations Header	Operations Title	Operations Description	Type of Operations
1 - Embrace a supportive work environment focused on creating a safe, competent and professional workforce team. (7 Activities)			
PERSONNEL	Personnel	Attract, recruit and retain high performing and diverse workforce team members.	Daily Service
TRAINING AND EMPLOYEE DEVELOPMENT	Training And Employee Development	Train and develop our workforce team members to become competent professionals.	Daily Service
TRAINING AND EMPLOYEE DEVELOPMENT	Training And Employee Development	Train and develop our workforce team members to become professional leaders.	Daily Service
PERFORMANCE MANAGEMENT	Performance Management	Continually strengthen our organizational culture to value community involvement and public service by our workforce team members.	Daily Service
RISK MANAGEMENT	Risk Management	Continually strengthen our organizational culture to improve the safety and health of our workforce team members.	Daily Service
PERFORMANCE MANAGEMENT	Performance Management	Continually strengthen our organizational culture to recognize and appreciate the contributions made by our workforce team members.	Daily Service
PERFORMANCE MANAGEMENT	Performance Management	Continually strengthen our labor/management partnership to collaboratively achieve organizational success.	Daily Service
2 - Ensure that our facilities, vehicles, equipment and processes remain capable of supporting service delivery requirements. (6 Activities)			
PROPERTY MANAGEMENT	Property Management	Ensure that our buildings and facilities meet acceptable health, occupational, living and working requirements.	Daily Service
FIELD INFRASTRUCTURE	Field Infrastructure		Daily Service

Operations Header	Operations Title	Operations Description	Type of Operations
		Ensure that our emergency vehicles are reliably maintained, safely repaired and available for use.	
INVENTORY MANAGEMENT	Inventory Management	Ensure that our tools, equipment and supplies are reliably maintained, safely repaired and available for use.	Daily Service
INFORMATION TECHNOLOGY	Information Technology	Continually leverage technology to support our service delivery requirements.	Daily Service
PERFORMANCE MANAGEMENT	Performance Management	Continually optimize resources to support our service delivery requirements.	Daily Service
AGENCY FINANCIAL OPERATIONS	Agency Financial Operations	Ensure that all resources supporting our service delivery requirements are fiscally sustainable.	Daily Service
3 - Build collaborative relationships within our community to improve service delivery. (4 Activities)			
PUBLIC OUTREACH	Public Outreach	Build and improve relationships within our community to better understand service delivery expectations.	Daily Service
PERFORMANCE MANAGEMENT	Performance Management	Build and improve relationships with other District agencies to better integrate services for our customers.	Daily Service
PERFORMANCE MANAGEMENT	Performance Management	Build and improve relationships within the region to better share resources with our partners.	Daily Service
Community Trust	Community Trust	Build and improve community trust by sharing information with the public and media.	Daily Service
4 - Deliver timely, high quality and effective services to better serve the needs of our community. (15 Activities)			
EMERGENCY MEDICAL SERVICES OPERATIONS	Emergency Medical Services Operations	Compassionately care for our sick and injured patients.	Daily Service
EMERGENCY MEDICAL SERVICES OPERATIONS	Emergency Medical Services Operations	Improve services for our patients with time sensitive illnesses and injuries.	Daily Service
PUBLIC OUTREACH	Public Outreach	Improve health safety awareness in our community through public outreach and education.	Daily Service
FIRE/RESCUE OPERATIONS	Fire/Rescue Operations	Quickly control and extinguish fires.	Daily Service
SPECIAL OPERATIONS	Special Operations	Rescue victims of fires and other emergencies.	Daily Service
HOMELAND SECURITY	Homeland Security	Prepare for natural disasters or other catastrophic events that may take place in our community.	Daily Service
INSPECTIONS	Inspections	Reduce threats to the lives and property of our community residents by preventing fires.	Daily Service
INVESTIGATIONS	Investigations	Reduce threats to the lives and property of our community residents by investigating the cause and origin of fires.	Daily Service

Operations Header	Operations Title	Operations Description	Type of Operations
PUBLIC OUTREACH	Public Outreach	Improve fire safety awareness in our community through public outreach and education.	Daily Service
STATE SAFETY OVERSIGHT PROGRAM	State Safety Oversight Program	Reduce threats to lives and property in our community by providing safety and security oversight of the District Streetcar System.	Daily Service
PERFORMANCE MANAGEMENT	Performance Management	Improve the timeliness of our services by monitoring and evaluating response time measures.	Daily Service
PERFORMANCE MANAGEMENT	Performance Management	Improve the quality of our services by monitoring and evaluating the professional competence of our workforce team members.	Daily Service
PERFORMANCE MANAGEMENT	Performance Management	Continually use information and analytics to guide decision making for improving our services.	Daily Service
EMERGENCY MEDICAL SERVICES OPERATIONS	Emergency Medical Services Operations	Identify alternatives for patients who routinely use our services for access to healthcare.	Daily Service
PERFORMANCE MANAGEMENT	Performance Management	Build and improve public confidence in our services by exceeding customer expectations.	Daily Service

2019 Workload Measures

Measure	FY 2016	FY 2017	FY 2018
2 - Agency Financial Operations (2 Measures)			
EMS patient transport revenue	23,342,752	26,388,175	22,698,400
Fire Prevention fee and permit revenue	528,539	485,498	562,133
4 - Emergency Medical Services Operations (7 Measures)			
Number of EMS incidents	171,148	165,692	168,102
Number of FEMS patient transports	92,695	55,078	53,322
Number of "higher priority" (time-sensitive) EMS incidents	84,258	78,942	64,288
Number of "highest priority" (very time-sensitive) EMS incidents	5421	5631	5032
Number of "lower priority" (not time-sensitive) EMS incidents	81,469	81,119	98,782
Number of individually identified patients who were transported 10 or more times during a 12 month period by an FEMS transport unit	Not Available	1115	590
Number of patient transports for individually identified patients who were transported 10 or more times during a 12 month period by an FEMS transport unit	Not Available	19,256	9166

Measure	FY 2016	FY 2017	FY 2018
4 - Fire/Rescue Operations (5 Measures)			
Number of fire incidents	33,597	34,652	35,071
Number of "structure fire" incidents	2432	2393	2624
Number of "structure fires" extinguished	687	679	749
Number of "residential structure fires" extinguished	512	557	658
Number of "other fires" extinguished	831	1138	1403
4 - Inspections (3 Measures)			
Number of occupancies inspected	12,220	12,181	11,602
Number of fire code violations observed	14,548	14,888	14,661
Number of fire code complaints investigated	420	306	402
4 - Investigations (2 Measures)			
Number of fires classified as "arson"	204	228	202
Number of "arson" arrests	17	32	22
4 - Performance Management (1 Measure)			
Number of emergency incidents	205,988	201,404	207,492

2019 Strategic Initiatives

Strategic Initiative Title	Strategic Initiative Description	Proposed Completion Date
Emergency Medical Services Operations (1 Strategic Initiative)		
Perform Pilot Analysis of Nurse Triage Line (NTL) calls.	During FY 2019, the Department will partner with The Lab@DC to perform an analysis of Nurse Triage Line (NTL) calls to identify and analyze outcomes. Calls that are referred to alternative health care sites, identified as cancelled, or that involve self-care instruction will be investigated. Data on patient utilization, health outcomes, and health care expenditures will be obtained by partnering with our health care sites and the Department of Healthcare Finance (DHCF). Additionally, efforts will be made to increase the volume of NTL eligible calls transferred to the NTL line.	09-30-2019
Field Infrastructure (1 Strategic Initiative)		
		09-30-2019

Strategic Initiative Title	Strategic Initiative Description	Proposed Completion Date
Develop a comprehensive equipment replacement plan with a standardized inventory.	During FY 2019, the Department will establish an extensive equipment replacement plan and create a standardized inventory for all equipment to be placed on engines, trucks, rescues, ambulances, specialty equipment and chiefs' vehicles. Additionally, this standardized inventory will be automated to allow real time tracking of all equipment levels to maximize the replacement scheduling process.	
Inventory Management (1 Strategic Initiative)		
Establish a replacement program for standardized Self-Contained Breathing Apparatus (SCBA).	During FY 2019, the Department will develop and implement a program to replace and upgrade Self-Contained Breathing Apparatus (SCBA) bottles and harnesses. A risk assessment will be conducted to establish the acceptable levels of reliability, durability and performance and to ensure compliance with National Fire Protection Association (NFPA) standard 1852.	09-30-2019
Performance Management (5 Strategic initiatives)		
Modernize and Standardize Department Manuals.	During FY 2019, a comprehensive review of the organization and content of Department policies and procedures will be performed by internal subject matter experts. The review will identify a modern organizational format that accommodates current and future needs of management process and information sharing. The modernized structure and format will utilize best practices from other Fire and EMS agencies, and incorporate institutional practice unique to the District of Columbia.	09-30-2019
Provide 911 call takers with bi-weekly Telephonic CPR instruction and feedback on performance.	During FY 2019, the Department will collaborate with the Office of Communications (OUC) to supply feedback to 911 call takers with regards to technique and performance used when providing Telephonic CPR instruction for patients with cardiac arrest.	09-30-2019
Institute a Department Performance Employee Engagement Process.	During FY 2019, the Office of the Fire Chief will formulate a strategy to maximize the support and endorsement of the agency's Strategic Initiatives and Key Performance Indicators by the Department's workforce. The strategy will center on engaging employees in better understanding of performance measures and how to more effectively accomplish our collective goals.	09-30-2019
Launch a Mental Health Awareness Program.	During FY 2019, the Office of the Fire Chief will work with the Department's labor unions to launch a mental health awareness program. The program will be based on the Stress First Aid (SFA) For Firefighters and Emergency Services Personnel tool kit.	09-30-2019
Redefine the Department's Trauma Scene Time Standard	During FY 2019, the Office of the Medical Director and EMS Operations will develop a performance standard for the timely treatment and transport of trauma patients. The process for developing the standard will include examining trauma patient outcomes, talking to hospital partners, reviewing other jurisdictions' practices, and identifying standards for different types of trauma patients.	09-30-2019
Personnel (1 Strategic Initiative)		
Standardize recruit training curriculum.	During FY 2019, the Department will develop and implement new manuals for the recruit training program that will allow for more consistent teaching and instruction. The training program administration manuals will include Emergency Medical Services and Firefighter Training topics and will outline training practices, establish standards, and serve as guidelines to better assist instructors.	06-30-2019
Public Outreach (1 Strategic Initiative)		
Increase college student fire and life safety	During FY 2019, the Department will coordinate with colleges and universities located within the District of Columbia to provide students and campus residences with fire education in the following areas: fire	09-30-2019

Strategic Initiative Title	Strategic Initiative Description	Proposed Completion Date
awareness through focused training efforts.	alarms (to include fire warden training and fire drills), safe exiting, cooking, and appliances/electrical equipment.	
Risk Management (1 Strategic Initiative)		
Perform assessment and develop remediation plan for NFPA 1500 compliance.	During FY 2019, the Department will complete an assessment of compliance with National Fire Protection Association (NFPA) Standard 1500 (Standard on Fire Department Occupational Safety, Health and Wellness Program). To manage and reduce the risks inherent to specific situations encountered by Department personnel, a remediation plan will be developed for any identified areas that need additional attention.	09-30-2019
Training And Employee Development (1 Strategic Initiative)		
Plan and develop a process for current employees to receive certified EMS Paramedic training.	During FY 2019, the Department will research, plan and develop a process for current employees to have access to certified Advanced Life Support (ALS) paramedic training. This will include performing a search for a suitable and certified educational institution that can partner with the Department's Training Academy to provide instruction. A draft proposed plan of action will then be created for consideration.	09-30-2019

FY18 - FEMS EMPLOYEES SALARY \$100K or MORE

Name	Posn Nbr	Title	Prgm Code	Salary	Fringe	Overtime	Bonus	FTE
Holman,Robert P.	00036105	Medical Director	5011	250,000.00	44,875.00	0.00	0.00	1.00
Dean,Gregory	00024474	Fire Chief	2011	224,194.95	40,242.99	0.00	0.00	1.00
Baker,Craig S	00008248	Assistant Fire Chief for Opera	3011	207,969.00	37,330.44	0.00	0.00	1.00
Douglas Jr.,Milton E	00015456	Asst Fire Chief, Policy & Plan	7011	207,969.00	37,330.44	0.00	0.00	1.00
Foust,David M	00038617	ASST FIRE CHIEF SRVS	6011	207,969.00	37,330.44	0.00	0.00	1.00
Hayes Rice,Angelique	00005199	ASSOC CHIEF FINANCIAL OFFICER	103F	197,819.00	35,508.51	0.00	0.00	1.00
Callahan,Robert J	00016365	DEPUTY FIRE CHIEF	3101	188,579.00	33,849.93	31,483.28	0.00	1.00
Donlon,Michael S	00007874	DEPUTY FIRE CHIEF	3102	188,579.00	33,849.93	6,093.21	0.00	1.00
Jeffery,Timothy A	00015967	DEPUTY FIRE CHIEF	6501	188,579.00	33,849.93	14,763.35	0.00	1.00
Pearson,Edward M	00021831	DEPUTY FIRE CHIEF	3101	188,579.00	33,849.93	5,180.74	0.00	1.00
Sollers Jr.,John J	00006384	DEPUTY FIRE CHIEF	3101	188,579.00	33,849.93	2,534.67	0.00	1.00
Puppala,Neha	00082461	Assistant Medical Director	5011	187,998.72	33,745.77	0.00	0.00	1.00
Alexander,Marceline Denise	00042402	SUPERVISORY ATTORNEY ADVISOR	2108	181,992.28	32,667.61	0.00	0.00	1.00
Crosswhite,Kenneth L	00001605	DEPUTY FIRE CHIEF	6401	180,722.00	32,439.60	28,592.63	0.00	1.00
Donnelly,John A	00038978	DEPUTY FIRE CHIEF	3302	180,722.00	32,439.60	1,193.22	0.00	1.00
Moore,Kenneth R	00028744	DEPUTY FIRE CHIEF	3101	180,722.00	32,439.60	32,131.77	0.00	1.00
Mills III,Edward R	00006884	Assistant Fire Chief (EMS)	4011	178,729.00	32,081.86	0.00	0.00	1.00
Graham,Shelly Robinson	00002353	BUDGET DIR	103F	173,173.00	31,084.55	0.00	0.00	1.00
Mack,Charles A	00020670	DEPUTY FIRE CHIEF	6204	169,372.00	30,402.27	0.00	0.00	1.00
Sa'adah,Rafael	00020027	DEPUTY FIRE CHIEF	6301	169,372.00	30,402.27	3,420.02	0.00	1.00
Thomas,Sherrod L	00028748	DEPUTY FIRE CHIEF	5011	169,372.00	30,402.27	7,464.57	0.00	1.00
Wynn,Mark J	00022634	DEPUTY FIRE CHIEF	7201	169,372.00	30,402.27	0.00	0.00	1.00
Mauro,Amy Constance	00077844	Chief of Staff	2011	164,545.00	29,535.83	0.00	0.00	1.00
Jefferson,Dwayne C.	00046148	Supv Attorney Advisor	2108	162,383.79	29,147.89	0.00	0.00	1.00
Hawkins,Derron T	00003795	DEPUTY FIRE CHIEF	3502	158,735.00	28,492.93	9,634.30	0.00	1.00
Baltimore Jr.,William J	00024252	BATTALION FIRE CHIEF	3102	154,007.00	27,644.26	18,557.33	0.00	1.00
McInain,David	00007302	BATTALION FIRE CHIEF	3102	154,007.00	27,644.26	17,141.02	0.00	1.00
Schaefer,Paul M	00003300	BATTALION FIRE CHIEF	3102	154,007.00	27,644.26	14,090.52	0.00	1.00
Welsh III,Henry E	00006024	BATTALION FIRE CHIEF	3102	154,007.00	27,644.26	21,789.43	0.00	1.00
Gilchrist,Sharon	00005241	CHIEF MGMT OPERATIONS	103F	152,789.00	27,425.63	0.00	0.00	1.00
Proudfoot,Daniel	00032829	AGENCY FISCAL OFFICER	101F	149,935.00	26,913.33	0.00	0.00	1.00
Bashore,James M	00001952	BATTALION FIRE CHIEF	3302	147,590.00	26,492.41	12,873.56	0.00	1.00
Battle,Charles E	00006030	BATTALION FIRE CHIEF	3102	147,590.00	26,492.41	56,032.27	0.00	1.00
Carter,Sean	00004263	BATTALION FIRE CHIEF	3102	147,590.00	26,492.41	45,800.26	0.00	1.00
Ceglie,Victor A	00017306	BATTALION FIRE CHIEF	6401	147,590.00	26,492.41	8,370.02	0.00	1.00
Dean,Thomas P	00024454	BATTALION FIRE CHIEF	3102	147,590.00	26,492.41	49,558.95	0.00	1.00
Falwell,Tony	00025812	BATTALION FIRE CHIEF	7011	147,590.00	26,492.41	2,411.83	0.00	1.00
Graham,James K	00024390	BATTALION FIRE CHIEF	3102	147,590.00	26,492.41	53,456.88	0.00	1.00
Greene,Sean M	00000208	BATTALION FIRE CHIEF	3102	147,590.00	26,492.41	48,445.29	0.00	1.00
Gretz,Raymond C	00017451	BATTALION FIRE CHIEF	3302	147,590.00	26,492.41	2,577.77	0.00	1.00
Reynolds,Terry L	00000578	BATTALION FIRE CHIEF	3102	147,590.00	26,492.41	33,549.74	0.00	1.00
Sefton,Christopher	00001834	BATTALION FIRE CHIEF	3302	147,590.00	26,492.41	23,804.99	0.00	1.00
Skursky,Alan J	00005243	BATTALION FIRE CHIEF	3102	147,590.00	26,492.41	18,482.52	0.00	1.00
Smith,Patrick C	00016505	BATTALION FIRE CHIEF	4402	147,590.00	26,492.41	1,740.13	0.00	1.00
Stowe,Reginald	00007253	BATTALION FIRE CHIEF	7401	147,590.00	26,492.41	5,071.47	0.00	1.00
Thornhill,Thomas B	00022181	BATTALION FIRE CHIEF	3102	147,590.00	26,492.41	1,670.52	0.00	1.00
Knight,Michael	00003019	BATTALION FIRE CHIEF	6401	141,173.00	25,340.55	39,171.15	0.00	1.00
McDaniel,Kim T.	00039144	Diversity Program Manager	2501	139,521.74	25,044.15	0.00	0.00	1.00
Egan,Sean M	00005619	BATTALION FIRE CHIEF	6401	139,157.00	24,978.68	15,512.94	0.00	1.00
Foster,Antonio B	00004717	BATTALION FIRE CHIEF	3102	139,157.00	24,978.68	24,355.74	0.00	1.00
Buchanan,Douglas J.	00013238	Chief Communications Officer	2308	139,050.00	24,959.48	0.00	0.00	1.00
Hoffman,Kurt C	00022542	CAPTAIN PARAMEDIC	5401	135,812.00	24,378.25	41,956.66	0.00	1.00
Carroll,Gerald A	00011785	BATTALION FIRE CHIEF	3102	133,358.00	23,937.76	28,239.11	0.00	1.00
Carter,Juan T	00026200	BATTALION FIRE CHIEF	6301	133,358.00	23,937.76	2,580.38	0.00	1.00
David,Brian P	00009301	BATTALION FIRE CHIEF	3102	133,358.00	23,937.76	53,899.59	0.00	1.00
Dolby Sr.,Michael A	00025448	BATTALION FIRE CHIEF	3102	133,358.00	23,937.76	16,602.78	0.00	1.00
Pearson,Robert V	00006016	BATTALION FIRE CHIEF	3102	133,358.00	23,937.76	5,676.75	0.00	1.00
Robinson,Sylvester A	00000347	BATTALION FIRE CHIEF	6204	133,358.00	23,937.76	792.46	0.00	1.00
Smith,Edward C	00032452	BATTALION FIRE CHIEF	3302	133,358.00	23,937.76	16,540.96	0.00	1.00

FY18 - FEMS EMPLOYEES SALARY \$100K or MORE

Name	Posn Nbr	Title	Prgm Code	Salary	Fringe	Overtime	Bonus	FTE
Thomas Jr.,Willis L	00025910	BATTALION FIRE CHIEF	6501	133,358.00	23,937.76	10,566.07	0.00	1.00
Blivess,Steven N.	00026502	Senior Labor Relations Special	2601	131,935.00	23,682.33	0.00	0.00	1.00
Baker,Mark S	00013740	CAPTAIN PARAMEDIC	3102	130,153.00	23,362.46	14,926.74	0.00	1.00
Bouknight,Anthony J	00017273	CAPTAIN PARAMEDIC	7402	130,153.00	23,362.46	58,711.85	0.00	1.00
Follin,James E	00035070	CAPTAIN PARAMEDIC	4402	130,153.00	23,362.46	6,493.34	0.00	1.00
Meachum,Michael A	00034959	CAPTAIN PARAMEDIC	4402	130,153.00	23,362.46	1,220.79	0.00	1.00
Streat,Jonathan E	00024932	CAPTAIN PARAMEDIC	4402	130,153.00	23,362.46	100,321.39	0.00	1.00
Washington,John N	00017740	Battalion EMS Supervisor (Capt	4402	130,153.00	23,362.46	0.00	0.00	1.00
Leonard,Edward J	00077772	Supervisory IT Specialist (Net	7305	128,997.94	23,155.13	0.00	0.00	1.00
Zink,Frederick L	00035083	BATTALION FIRE CHIEF	4402	128,093.00	22,992.69	8,185.56	0.00	1.00
Carter Jr.,Louis H	00007851	BATTALION FIRE CHIEF	3102	127,560.00	22,897.02	39,616.19	0.00	1.00
Grover II,Jon C	00004581	BATTALION FIRE CHIEF	3102	127,560.00	22,897.02	15,250.30	0.00	1.00
Rice Jr.,Edward C	00027096	BATTALION FIRE CHIEF	6401	127,560.00	22,897.02	59,948.35	0.00	1.00
Baker,Michael S	00016103	Battalion EMS Supvr (Capt)	4402	127,013.00	22,798.83	13,532.44	0.00	1.00
Dugan,Daniel	00018872	CAPTAIN	3102	127,013.00	22,798.83	0.00	0.00	1.00
Dupree Jr.,Graydon L	00017077	CAPTAIN	3102	127,013.00	22,798.83	0.00	0.00	1.00
Gryskewicz,Paul M	00018356	CAPTAIN	3303	127,013.00	22,798.83	305.32	0.00	1.00
Nunn,Adrian	00017409	Battalion EMS Supvr (Capt)	7402	127,013.00	22,798.83	7,323.87	0.00	1.00
Troxell,Daniel M	00003289	CAPTAIN	3102	127,013.00	22,798.83	5,247.11	0.00	1.00
Bishop,Kevette	00023106	Human Resources Officer II	2205	124,985.00	22,434.81	3,924.29	0.00	1.00
Anunay,Queen Angelique	00006122	CAPTAIN PARAMEDIC	3102	124,494.00	22,346.67	40,022.27	0.00	1.00
Baker,Timothy J	00034962	Battalion EMS Supervisor (Capt	3303	124,494.00	22,346.67	34,043.43	0.00	1.00
Carter,Rodney	00016984	Battalion EMS Supervisor (Capt	7402	124,494.00	22,346.67	20,327.76	0.00	1.00
Cole,David M	00035292	Battalion EMS Supervisor (Capt	4402	124,494.00	22,346.67	0.00	0.00	1.00
Kurland,Ellen S	00003609	Battalion EMS Supervisor (Capt	3303	124,494.00	22,346.67	32,744.72	0.00	1.00
Lewis,Angel M	00014798	CAPTAIN PARAMEDIC	4402	124,494.00	22,346.67	101,364.58	0.00	1.00
Lipton,Jeffrey	00007366	Battalion EMS Supervisor (Capt	4402	124,494.00	22,346.67	61,695.65	0.00	1.00
Panek,Brent W	00001740	Battalion EMS Supervisor (Capt	4402	124,494.00	22,346.67	11,098.04	0.00	1.00
St Laurent,Roger	00002580	Battalion EMS Supvr (Capt)	3303	124,494.00	22,346.67	48,997.38	0.00	1.00
Timmons,Michael D	00022804	CAPTAIN PARAMEDIC	4402	124,494.00	22,346.67	113,524.38	0.00	1.00
Watson,Johnetta E	00025258	Battalion EMS Supervisor (Capt	7402	124,494.00	22,346.67	114,106.58	0.00	1.00
Long,Keith T	00021334	CAPTAIN PARAMEDIC	3102	124,135.00	22,282.23	36,176.06	0.00	1.00
Beaton,Andrew R.	00018926	MGMT PROGRAM ANALYST	2401	123,409.79	22,152.06	0.00	0.00	1.00
Boone,Teres C	00021768	LIEUTENANT PARAMEDIC	7402	122,653.00	22,016.21	16,687.03	0.00	1.00
Kauffman,Edward F.	00006439	BATTALION FIRE CHIEF	3102	121,762.00	21,856.28	40,713.92	0.00	1.00
Mccoy,Daniel W	00028864	BATTALION FIRE CHIEF	3102	121,762.00	21,856.28	28,023.09	0.00	1.00
Alston,Brian L	00003226	CAPTAIN	3102	121,721.00	21,848.92	12,122.94	0.00	1.00
Basinger Jr.,Cecil M	00024632	CAPTAIN	3102	121,721.00	21,848.92	27,499.41	0.00	1.00
Brown,David R	00025318	CAPTAIN	3102	121,721.00	21,848.92	2,675.20	0.00	1.00
Chapman III,Lawrence Y	00003895	CAPTAIN	3102	121,721.00	21,848.92	4,096.40	0.00	1.00
Fraley,Gerald	00011731	CAPTAIN	3102	121,721.00	21,848.92	30,819.56	0.00	1.00
Gobantes,Dennis O	00035398	CAPTAIN	3102	121,721.00	21,848.92	27,667.83	0.00	1.00
Hamm,Spencer A	00035462	CAPTAIN	3102	121,721.00	21,848.92	1,755.60	0.00	1.00
Leland,Robert S	00014136	CAPTAIN	3102	121,721.00	21,848.92	17,385.06	0.00	1.00
Lord,Douglas A	00003830	CAPTAIN	3102	121,721.00	21,848.92	27,836.78	0.00	1.00
Matthews Jr.,James R	00002944	CAPTAIN	3102	121,721.00	21,848.92	32,136.77	0.00	1.00
Mcguire,Eric G	00016827	CAPTAIN	3303	121,721.00	21,848.92	20,481.94	0.00	1.00
Mills,Steven D	00016277	CAPTAIN	3102	121,721.00	21,848.92	25,924.75	0.00	1.00
Nickens,Keith D	00025347	CAPTAIN	3102	121,721.00	21,848.92	28,750.98	0.00	1.00
Noznesky,Alan J	00003378	CAPTAIN	6501	121,721.00	21,848.92	0.00	0.00	1.00
Poust,Daniel L	00007936	CAPTAIN	3102	121,721.00	21,848.92	37,570.93	0.00	1.00
Roberts,Kwame Q	00023681	CAPTAIN	3102	121,721.00	21,848.92	6,019.19	0.00	1.00
Smith,Scott A	00014274	CAPTAIN	3102	121,721.00	21,848.92	46,835.36	0.00	1.00
Steen,Gary W	00017845	CAPTAIN	6101	121,721.00	21,848.92	48,565.22	0.00	1.00
Stewart,Charles	00005139	CAPTAIN	3102	121,721.00	21,848.92	58,056.31	0.00	1.00
Truesdel,Michael B	00005176	CAPTAIN	3102	121,721.00	21,848.92	2,949.79	0.00	1.00
Washington,Robert	00003496	CAPTAIN	3102	121,721.00	21,848.92	0.00	0.00	1.00
Westfield,Angelo T	00016126	CAPTAIN	3102	121,721.00	21,848.92	11,297.23	0.00	1.00
Young,Jerome A	00022591	CAPTAIN	7201	121,721.00	21,848.92	34,534.79	0.00	1.00

FY18 - FEMS EMPLOYEES SALARY \$100K or MORE

Name	Posn Nbr	Title	Prgm Code	Salary	Fringe	Overtime	Bonus	FTE
Washington,Robert A	00009510	CAPTAIN	3102	120,733.00	21,671.57	27,752.69	0.00	1.00
Bianchi,Todd	00028792	Battalion EMS Supvr (Capt)	7402	118,835.00	21,330.88	9,712.47	0.00	1.00
Roque,Sarah	00028762	Supervisory Public Health Anal	5601	118,450.00	21,261.78	1,671.68	0.00	1.00
Boling Jr.,Joseph D	00017577	LIEUTENANT PARAMEDIC	3102	117,543.00	21,098.97	118,436.92	0.00	1.00
Rogers,Timothy	00028867	LIEUTENANT PARAMEDIC	7402	117,543.00	21,098.97	6,399.86	0.00	1.00
Dipietro,David J	00008978	MARINE ENGINEER	3307	117,464.00	21,084.79	68,183.56	0.00	1.00
Coombs,John H	00008224	Deputy Chief of Staff	6101	116,699.00	20,947.47	0.00	0.00	1.00
Banks,Patrick	00022550	CAPTAIN	3102	116,429.00	20,899.01	4,717.93	0.00	1.00
Barnes,Melonie C	00028865	Battalion EMS Supvr (Capt)	4402	116,429.00	20,899.01	8,053.80	0.00	1.00
Shymansky,Mychael S	00025114	CAPTAIN	3102	116,429.00	20,899.01	16,668.04	0.00	1.00
Smith,Betty E	00021908	Battalion EMS Supvr (Capt)	4402	116,429.00	20,899.01	46,243.82	0.00	1.00
Brooks,Sean P	00005489	BATTALION FIRE CHIEF	3102	115,745.00	20,776.23	17,627.21	0.00	1.00
Hanson,James D.	00001694	BATTALION FIRE CHIEF	3102	115,744.00	20,776.05	34,476.81	0.00	1.00
Frazier,Troy L	00022046	CAPTAIN	3102	115,703.00	20,768.69	1,986.66	0.00	1.00
Gooding III,Wallace E	00021063	CAPTAIN	3102	115,703.00	20,768.69	31,243.13	0.00	1.00
Kemp,Ronald M	00003960	CAPTAIN	3303	115,703.00	20,768.69	20,812.68	0.00	1.00
Mayhew,Donald N	00028749	CAPTAIN	3102	115,703.00	20,768.69	953.60	0.00	1.00
Stroman,Randell S	00035470	CAPTAIN	6301	115,703.00	20,768.69	13,965.72	0.00	1.00
Washington,Angela Y.	00024516	Information & Privacy Officer	2109	115,407.55	20,715.66	332.91	0.00	1.00
Baker III,Jake W	00003861	LIEUTENANT	3102	113,855.00	20,436.97	29,867.91	0.00	1.00
Best,Michael E	00020861	LIEUTENANT	3102	113,855.00	20,436.97	32,628.47	0.00	1.00
Chism,Carl D	00023144	LIEUTENANT	3102	113,855.00	20,436.97	78.20	0.00	1.00
Forrester,Thomas K	00018459	LIEUTENANT	3102	113,855.00	20,436.97	57,730.37	0.00	1.00
Green,Kevin	00002498	LIEUTENANT	3303	113,855.00	20,436.97	4,457.24	0.00	1.00
Kuhn,Stephen	00006447	LIEUTENANT	3303	113,855.00	20,436.97	23,948.33	0.00	1.00
Lucas,Mark P	00004325	LIEUTENANT	3102	113,855.00	20,436.97	6,568.58	0.00	1.00
Prout,Dion M	00004323	LIEUTENANT	3102	113,855.00	20,436.97	0.00	0.00	1.00
Rinker,Thomas G	00017811	LIEUTENANT	3102	113,855.00	20,436.97	1,251.16	0.00	1.00
Robey Jr.,George A	00008051	LIEUTENANT	3102	113,855.00	20,436.97	16,810.13	0.00	1.00
Sneed,Terry D	00026241	LIEUTENANT	3102	113,855.00	20,436.97	1,251.16	0.00	1.00
Turnell,Gregory G	00005217	LIEUTENANT	3303	113,855.00	20,436.97	27,049.37	0.00	1.00
Young Jr.,Adam	00007861	LIEUTENANT	7203	113,855.00	20,436.97	28,819.55	0.00	1.00
Bell Sr.,Renaldo D	00005160	CAPTAIN PARAMEDIC	4402	113,340.00	20,344.53	22,094.48	0.00	1.00
Costello,Craig B	00027465	Battalion EMS Supervisor (Capt	4402	113,340.00	20,344.53	136,973.59	0.00	1.00
Della-Camera,Susie L	00011183	CAPTAIN PARAMEDIC	5401	113,340.00	20,344.53	10,911.70	0.00	1.00
Johnson,Tracie R	00006117	Battalion EMS Supervisor (Capt	7402	113,340.00	20,344.53	15,943.03	0.00	1.00
Lacey,La'kisha L	00020969	Battalion EMS Supervisor (Capt	5601	113,340.00	20,344.53	31,471.89	0.00	1.00
Pratt,LaVerne C	00016047	CAPTAIN PARAMEDIC	5401	113,340.00	20,344.53	9,282.61	0.00	1.00
Robinson,Karl H	00002063	CAPTAIN PARAMEDIC	6305	113,340.00	20,344.53	44,171.41	0.00	1.00
Lato,John	00011370	Battalion EMS Supervisor (Capt	5401	113,176.00	20,315.09	14,198.45	0.00	1.00
Liriano,Nicole M.	00035069	Battalion EMS Supervisor (Capt	4402	113,176.00	20,315.09	16,903.53	0.00	1.00
Steptoe,Charles Y.	00000069	CAPTAIN PARAMEDIC	3303	113,176.00	20,315.09	41,264.81	0.00	1.00
Paramore,Reginald K	00017283	CAPTAIN PARAMEDIC	4402	112,977.00	20,279.37	95,109.58	0.00	1.00
Taylor,Aleazor A	00023586	Juvenile Fire Setters Counselo	7204	112,956.00	20,275.60	2,013.63	0.00	1.00
Romero,Henry A	00007335	MARINE ENGINEER	3307	112,570.00	20,206.32	37,256.62	0.00	1.00
Schaffer,Richard D	00004183	MARINE PILOT	3307	112,570.00	20,206.32	56,506.82	0.00	1.00
Adeleye,John A	00022815	Quality Assurance Manager	5401	112,455.40	20,185.74	9,230.11	0.00	1.00
Chounoune,Rudy	00039583	Attorney Advisor	2108	112,155.00	20,131.82	0.00	1,682.32	1.00
Bowers,Eric M.	00000925	CAPTAIN	3102	111,137.00	19,949.09	6,068.25	0.00	1.00
Grace,Brian M.	00021292	CAPTAIN	6501	111,137.00	19,949.09	0.00	0.00	1.00
Rudy,Brian	00003068	CAPTAIN	3102	111,137.00	19,949.09	30,910.42	0.00	1.00
Walko,Michael E.	00075470	CAPTAIN	7207	111,137.00	19,949.09	40,736.59	0.00	1.00
Adams,Jack M	00017773	CAPTAIN	3102	110,672.00	19,865.62	12,158.42	0.00	1.00
Bobo Jr.,Ronald E	00008511	CAPTAIN	3011	110,672.00	19,865.62	26,675.40	0.00	1.00
Clemencia,Kishia T	00019033	CAPTAIN	3102	110,672.00	19,865.62	27,399.37	0.00	1.00
Gordon,James E	00006130	CAPTAIN	3102	110,672.00	19,865.62	21,309.76	0.00	1.00
Jenkins,Tyrone A	00007306	CAPTAIN	3102	110,672.00	19,865.62	27,222.20	0.00	1.00
Lawson Jr.,Porter	00026011	CAPTAIN	3102	110,672.00	19,865.62	15,418.42	0.00	1.00
Wilhelm,Jerry D	00035428	CAPTAIN	3102	110,672.00	19,865.62	9,469.58	0.00	1.00

FY18 - FEMS EMPLOYEES SALARY \$100K or MORE

Name	Posn Nbr	Title	Prgm Code	Salary	Fringe	Overtime	Bonus	FTE
Lehan,Edwin M	00023569	SERGEANT PARAMEDIC	3102	110,474.00	19,830.08	57,550.17	0.00	1.00
Smith,Victor A	00026840	SERGEANT PARAMEDIC	3102	110,474.00	19,830.08	17,523.78	0.00	1.00
Brown,Justin B	00004627	BATTALION FIRE CHIEF	4402	110,233.00	19,786.82	12,246.88	0.00	1.00
Cotter,Michael A	00004254	BATTALION FIRE CHIEF	4402	110,233.00	19,786.82	6,342.45	0.00	1.00
Kannry,Mitchell H	00003849	BATTALION FIRE CHIEF	3102	110,233.00	19,786.82	15,466.26	0.00	1.00
Penn,Milissa U	00009227	EXECUTIVE ASST	103F	110,142.00	19,770.49	0.00	0.00	1.00
Patton,Jeffrey L	00002478	CAPTAIN	3102	109,983.00	19,741.95	25,932.35	0.00	1.00
Barksdale,Timothy M	00026013	LIEUTENANT	3102	109,111.00	19,585.42	1,613.18	0.00	1.00
Barnes,Erik L	00002908	LIEUTENANT	3102	109,111.00	19,585.42	21,578.05	0.00	1.00
Burke,Leonard T	00026312	LIEUTENANT	3102	109,111.00	19,585.42	6,294.88	0.00	1.00
Carey,Michael G	00023159	LIEUTENANT	3102	109,111.00	19,585.42	22,251.38	0.00	1.00
Carroll,Jamal D	00018686	LIEUTENANT	3102	109,111.00	19,585.42	21,126.21	0.00	1.00
Charron Jr.,Edward J	00006023	LIEUTENANT	3102	109,111.00	19,585.42	22,291.06	0.00	1.00
Clark,Lawrence L	00025677	LIEUTENANT	3102	109,111.00	19,585.42	89,140.21	0.00	1.00
Cooper,Robert W	00004715	LIEUTENANT	3102	109,111.00	19,585.42	17,870.78	0.00	1.00
Copeland,Richard A	00017902	LIEUTENANT	3303	109,111.00	19,585.42	24,278.02	0.00	1.00
Davis,Mark S	00021487	LIEUTENANT	7202	109,111.00	19,585.42	1,750.75	0.00	1.00
Delahanty,Robert T	00014390	LIEUTENANT	3102	109,111.00	19,585.42	22,730.02	0.00	1.00
Gray Jr.,James L	00000744	LIEUTENANT	3102	109,111.00	19,585.42	21,345.44	0.00	1.00
Hazel,Aaron C	00016286	LIEUTENANT	7201	109,111.00	19,585.42	14,457.36	0.00	1.00
Hickerson,Calvin N	00027019	LIEUTENANT	3102	109,111.00	19,585.42	13,937.56	0.00	1.00
Hicks,Keith A	00023689	LIEUTENANT	3102	109,111.00	19,585.42	21,845.93	0.00	1.00
Humphries,Clifton D	00019050	LIEUTENANT	3102	109,111.00	19,585.42	18,730.38	0.00	1.00
Kavlick,Craig M	00035402	LIEUTENANT	3102	109,111.00	19,585.42	2,098.30	0.00	1.00
Lacore,Michael D	00017011	LIEUTENANT	3102	109,111.00	19,585.42	30,563.75	0.00	1.00
Lee Jr.,Cranston V	00004400	LIEUTENANT	3102	109,111.00	19,585.42	20,566.36	0.00	1.00
Lehan,Richard K	00002388	LIEUTENANT	3102	109,111.00	19,585.42	24,427.92	0.00	1.00
Lewis,Larry E	00027446	LIEUTENANT	3102	109,111.00	19,585.42	29,252.92	0.00	1.00
Lewis,Todd O	00004749	LIEUTENANT	3102	109,111.00	19,585.42	0.00	0.00	1.00
Lytton,Anthony G	00005163	LIEUTENANT	3102	109,111.00	19,585.42	9,963.61	0.00	1.00
Marconi,Ronnie	00005634	LIEUTENANT	3102	109,111.00	19,585.42	2,078.46	0.00	1.00
Reynolds,Vanzago	00004774	LIEUTENANT	3102	109,111.00	19,585.42	7,266.88	0.00	1.00
Riddick,Thomas G	00003424	LIEUTENANT	3102	109,111.00	19,585.42	22,630.78	0.00	1.00
Robertson,Dion X	00004340	LIEUTENANT	3102	109,111.00	19,585.42	31,467.80	0.00	1.00
Sadowski,Mark R	00007954	LIEUTENANT	3102	109,111.00	19,585.42	16,558.24	0.00	1.00
Sampson,Hosea L	00003359	LIEUTENANT	3102	109,111.00	19,585.42	2,997.56	0.00	1.00
Shine,Richard B	00022160	LIEUTENANT	3102	109,111.00	19,585.42	25,986.57	0.00	1.00
Smith,Michael	00009516	LIEUTENANT	3102	109,111.00	19,585.42	11,233.39	0.00	1.00
Spalding,David S	00002692	LIEUTENANT	6308	109,111.00	19,585.42	35,177.30	0.00	1.00
Spotts,Andrew L	00003523	LIEUTENANT	3102	109,111.00	19,585.42	3,597.07	0.00	1.00
Thomas,John E	00017080	LIEUTENANT	3102	109,111.00	19,585.42	149.88	0.00	1.00
Thorne,Jeffrey D	00018982	LIEUTENANT	3102	109,111.00	19,585.42	14,461.05	0.00	1.00
Thorpe,Anthony D	00017633	LIEUTENANT	3101	109,111.00	19,585.42	73,199.66	0.00	1.00
Troy,Donnell D	00005204	LIEUTENANT	3102	109,111.00	19,585.42	15,146.02	0.00	1.00
Turner,Christopher John f	00016599	LIEUTENANT	3102	109,111.00	19,585.42	0.00	0.00	1.00
Waddy,Eric A	00021677	LIEUTENANT	3101	109,111.00	19,585.42	21,462.21	0.00	1.00
Ward,James V	00002734	LIEUTENANT	3303	109,111.00	19,585.42	10,378.49	0.00	1.00
White,Joseph L	00014140	LIEUTENANT	3102	109,111.00	19,585.42	3,672.02	0.00	1.00
Williams,Adrian C	00004754	LIEUTENANT	3102	109,111.00	19,585.42	29,933.72	0.00	1.00
Winslow,Edward B	00007193	Paramed FF/EMS Supv, Trans (Li	7402	109,111.00	19,585.42	12,510.45	0.00	1.00
Wright,Alfred Jr	00006041	LIEUTENANT	3307	109,111.00	19,585.42	13,471.99	0.00	1.00
Pitter,Leighton G	00027306	LIEUTENANT	3101	108,433.33	19,463.78	26,136.70	0.00	1.00
White,Daniel J	00005770	LIEUTENANT	3101	108,433.33	19,463.78	22,999.41	0.00	1.00
Hayes Jr.,Bernie	00028790	Battalion EMS Supervisor (Capt	4402	108,118.00	19,407.18	66,747.13	0.00	1.00
Dickey,Jeffrey L	00005631	LIEUTENANT	3102	108,024.00	19,390.31	20,845.94	0.00	1.00
Moulton,Sharon P.	00007684	Battalion EMS Supervisor (Capt	4402	107,943.00	19,375.77	18,127.07	0.00	1.00
Weinroth,Derek A.	00023691	Battalion EMS Supervisor (Capt	4402	107,943.00	19,375.77	4,245.74	0.00	1.00
Smith Jr.,Marvin L	00006106	MARINE ENGINEER	3307	107,676.00	19,327.84	15,822.79	0.00	1.00
Haile,Mulugheta H	00090607	Financial Manager	102F	106,922.00	19,192.50	0.00	0.00	1.00

FY18 - FEMS EMPLOYEES SALARY \$100K or MORE

Name	Posn Nbr	Title	Prgm Code	Salary	Fringe	Overtime	Bonus	FTE
Martin,Dwayne A	00012725	SERGEANT PARAMEDIC	3102	105,871.00	19,003.84	18,753.70	0.00	1.00
Auth,Jason C.	00003021	CAPTAIN	3102	105,642.00	18,962.74	38,931.88	0.00	1.00
Palmer,Jason L	00018365	CAPTAIN	3102	105,642.00	18,962.74	15,372.04	0.00	1.00
White,Michael G	00002751	CAPTAIN	3102	105,642.00	18,962.74	5,359.06	0.00	1.00
Hanson,James C	00082633	Assistant Fleet Management Off	6101	105,498.42	18,936.97	0.00	0.00	1.00
Griffin,William C	00091517	CAPTAIN	3102	105,401.91	18,919.64	27,361.13	0.00	1.00
Quigley,William P	00035396	CAPTAIN	3102	105,201.00	18,883.58	19,509.60	0.00	1.00
Peden,Angela M	00078050	Compliance & Review Officer	6601	104,641.00	18,783.06	0.00	0.00	1.00
Bell,Michael T	00026121	LIEUTENANT	3102	104,367.00	18,733.88	6,881.36	0.00	1.00
Capps,Michael T	00007075	LIEUTENANT	3102	104,367.00	18,733.88	599.51	0.00	1.00
Carroll,Michael A	00022717	LIEUTENANT	3102	104,367.00	18,733.88	27,716.24	0.00	1.00
Darmstead,Wayne V	00025859	LIEUTENANT	3102	104,367.00	18,733.88	16,416.60	0.00	1.00
Giannini,Peter A	00006888	LIEUTENANT	3301	104,367.00	18,733.88	2,007.07	0.00	1.00
Johnson,Gregory M	00025731	LIEUTENANT	6501	104,367.00	18,733.88	16,875.76	0.00	1.00
Lorentz,Michael S	00004718	LIEUTENANT	3102	104,367.00	18,733.88	28,651.63	0.00	1.00
Maggi,Christopher S	00004187	LIEUTENANT	3102	104,367.00	18,733.88	19,926.21	0.00	1.00
Mccloskey,Walter W	00022632	LIEUTENANT	3102	104,367.00	18,733.88	16,627.85	0.00	1.00
Mckoy,Anthony T	00021119	LIEUTENANT	6403	104,367.00	18,733.88	15,349.39	0.00	1.00
Morris,Richard D	00004397	LIEUTENANT	3301	104,367.00	18,733.88	14,811.82	0.00	1.00
Roane Jr.,Ferman	00007235	LIEUTENANT	6302	104,367.00	18,733.88	4,892.21	0.00	1.00
Blackmon,Nathaniel R	00025532	LIEUTENANT	3102	103,523.00	18,582.38	29,914.15	0.00	1.00
Cole,Kenneth C	00006878	LIEUTENANT	7202	103,523.00	18,582.38	26,689.52	0.00	1.00
Sims,Michael D	00004364	LIEUTENANT	3102	103,523.00	18,582.38	23,316.96	0.00	1.00
Thompson,Ralph L	00006083	LIEUTENANT	3102	103,523.00	18,582.38	21,353.60	0.00	1.00
Capece,Alexander G	00028900	Battalion EMS Supervisor (Capt	4402	102,969.00	18,482.94	3,539.43	0.00	1.00
Elborne,Ryan J	00035158	CAPTAIN PARAMEDIC	4402	102,969.00	18,482.94	31,278.56	0.00	1.00
Humphrey,Erin M	00006882	CAPTAIN PARAMEDIC	6305	102,969.00	18,482.94	9,108.08	0.00	1.00
LAMMERT,PHILIP E	00013739	Battalion EMS Supervisor (Capt	4402	102,969.00	18,482.94	64,194.39	0.00	1.00
Watson,Michael M	00011885	Battalion EMS Supervisor (Capt	4402	102,969.00	18,482.94	4,878.68	0.00	1.00
Tremblay,Darrell	00004710	MARINE PILOT	3307	102,255.00	18,354.77	6,016.88	0.00	1.00
Arnold,Andrew	00001729	LIEUTENANT PARAMEDIC	3102	102,220.00	18,348.49	2,900.48	0.00	1.00
Omasere,Oluwafunmike Ayosunmi	00002392	LIEUTENANT PARAMEDIC	3102	102,220.00	18,348.49	6,265.51	0.00	1.00
Johnson,Erik L	00088523	Program Analyst	2401	101,826.00	18,277.77	0.00	0.00	1.00
Parker,Evelyn M	00008102	IT Spec (Customer Support)	7305	101,826.00	18,277.77	0.00	0.00	1.00
Leanza,Daniel L	00017653	SERGEANT AIDE	3102	101,675.00	18,250.66	3,351.92	0.00	1.00
Hicks,Stanley M	00021459	SERGEANT PARAMEDIC	3102	101,267.00	18,177.43	0.00	0.00	1.00
Downs,Shawn M	00001606	CAPTAIN	3102	100,611.00	18,059.67	14,797.47	0.00	1.00
Smith Iv,Russell P	00026750	CAPTAIN	6301	100,611.00	18,059.67	40,454.98	0.00	1.00
Cormicle,Matthew C.	00009204	CAPTAIN	3102	100,419.00	18,025.21	19,275.42	0.00	1.00
Simister,William	00035399	CAPTAIN	3102	100,419.00	18,025.21	26,924.91	0.00	1.00
Spencer,Jack M	00012380	CAPTAIN	3102	100,419.00	18,025.21	25,648.29	0.00	1.00
GRAND TOTAL				34,324,939.15	6,161,326.58	5,571,158.52	1,682.32	277.00

FY19 - FEMS EMPLOYEES SALARY \$100K or MORE

Name	Posn Nbr	Title	Prgm Code	Salary	Fringe	Overtime	Bonus	FTE
Holman,Robert P.	00036105	Medical Director	5011	262,650.00	49,640.85	0.00	0.00	1.00
Dean,Gregory	00024474	Fire Chief	2011	235,539.22	44,516.91	0.00	0.00	1.00
Baker,Craig S	00008248	Assistant Fire Chief for Opera	3011	218,492.00	41,294.99	0.00	0.00	1.00
Douglas Jr.,Milton E	00015456	Asst Fire Chief, Policy & Plan	7011	218,492.00	41,294.99	0.00	0.00	1.00
Foust,David M	00038617	ASST FIRE CHIEF SRVS	6011	218,492.00	41,294.99	0.00	0.00	1.00
Donnelly,John A	00083089	ASST FIRE CHIEF OPERATIONS	6501	209,389.00	39,574.52	0.00	0.00	1.00
Garner,David C	00005199	ASSOC CHIEF FINANCIAL OFFICER	103F	207,829.00	39,279.68	0.00	0.00	1.00
Mills III,Edward R	00006884	Assistant Fire Chief (EMS)	4011	200,285.00	37,853.87	0.00	0.00	1.00
Donlon,Michael S	00007874	DEPUTY FIRE CHIEF	3102	198,121.00	37,444.87	1,524.01	0.00	1.00
Jeffery,Timothy A	00021831	DEPUTY FIRE CHIEF	3101	198,121.00	37,444.87	2,267.87	0.00	1.00
Mack,Charles A	00020670	DEPUTY FIRE CHIEF	6204	198,121.00	37,444.87	0.00	0.00	1.00
Sollers Jr.,John J	00038978	DEPUTY FIRE CHIEF	3302	198,121.00	37,444.87	0.00	0.00	1.00
Wynn,Mark J	00015967	DEPUTY FIRE CHIEF	6501	198,121.00	37,444.87	0.00	0.00	1.00
Alexander,Marceline Denise	00042402	SUPERVISORY ATTORNEY ADVISOR	2108	191,201.09	36,137.01	0.00	0.00	1.00
Moore,Kenneth R	00028744	DEPUTY FIRE CHIEF	3101	189,866.00	35,884.67	6,520.12	0.00	1.00
Sullivan,Neha	00082461	Assistant Medical Director	5011	187,998.72	35,531.76	0.00	0.00	1.00
Graham,Shelly Robinson	00002353	BUDGET DIR	103F	181,935.00	34,385.72	0.00	0.00	1.00
Hawkins,Derron T	00003795	DEPUTY FIRE CHIEF	3502	177,942.00	33,631.04	2,053.18	0.00	1.00
Thomas,Sherrrod L	00028748	DEPUTY FIRE CHIEF	5011	177,942.00	33,631.04	0.00	0.00	1.00
Mauro,Amy Constance	00077844	Chief of Staff	2011	172,870.98	32,672.62	0.00	0.00	1.00
Jefferson,Dwayne C.	00046148	Supv Attorney Advisor	2108	170,600.41	32,243.48	0.00	0.00	1.00
Dean,Thomas P	00006384	DEPUTY FIRE CHIEF	3101	166,766.00	31,518.77	8,939.79	0.00	1.00
Falwell,Tony	00022634	DEPUTY FIRE CHIEF	7201	166,766.00	31,518.77	235.81	0.00	1.00
Gretz,Raymond C	00001605	DEPUTY FIRE CHIEF	6401	166,766.00	31,518.77	0.00	0.00	1.00
Knight,Michael	00016365	DEPUTY FIRE CHIEF	3101	166,766.00	31,518.77	2,379.13	0.00	1.00
Baisley,Melanie	00077772	Supervisory IT Specialist (Net	7305	162,705.30	30,751.30	0.00	0.00	1.00
Proudfoot,Daniel	00032829	AGENCY FISCAL OFFICER	101F	162,404.00	30,694.36	0.00	0.00	1.00
Baltimore Jr.,William J	00024252	BATTALION FIRE CHIEF	3102	161,800.00	30,580.20	8,576.33	0.00	1.00
McLain,David	00007302	BATTALION FIRE CHIEF	3102	161,800.00	30,580.20	889.01	0.00	1.00
Schaefer,Paul M	00003300	BATTALION FIRE CHIEF	3102	161,800.00	30,580.20	8,001.09	0.00	1.00
Carter,Juan T	00020027	DEPUTY FIRE CHIEF	6301	156,295.00	29,539.76	0.00	0.00	1.00
Anunay,Queen Angelique	00009301	BATTALION FIRE CHIEF	3102	155,058.00	29,305.96	1,632.93	0.00	1.00
Battle,Charles E	00006030	BATTALION FIRE CHIEF	3102	155,058.00	29,305.96	11,817.56	0.00	1.00
Carter,Sean	00004263	BATTALION FIRE CHIEF	3102	155,058.00	29,305.96	11,042.17	0.00	1.00
Graham,James K	00024390	BATTALION FIRE CHIEF	3102	155,058.00	29,305.96	13,737.29	0.00	1.00
Greene,Sean M	00000208	BATTALION FIRE CHIEF	3102	155,058.00	29,305.96	7,298.80	0.00	1.00
Reynolds,Terry L	00000578	BATTALION FIRE CHIEF	3102	155,058.00	29,305.96	13,598.07	0.00	1.00
Sefton,Christopher	00001834	BATTALION FIRE CHIEF	3302	155,058.00	29,305.96	7,792.98	0.00	1.00
Thornhill,Thomas B	00003019	BATTALION FIRE CHIEF	6401	155,058.00	29,305.96	745.47	0.00	1.00
Egan,Sean M	00005619	BATTALION FIRE CHIEF	6401	153,799.00	29,068.01	8,699.05	0.00	1.00
Buchanan,Douglas J.	00013238	Chief Communications Officer	2308	152,080.98	28,743.31	0.00	0.00	1.00
Baker,Mark S	00013740	CAPTAIN PARAMEDIC	4402	149,902.00	28,331.48	205.91	0.00	1.00
Hoffman,Kurt C	00022542	CAPTAIN PARAMEDIC	5401	149,902.00	28,331.48	4,385.57	0.00	1.00
Long,Keith T	00021334	CAPTAIN PARAMEDIC	3102	149,902.00	28,331.48	4,735.92	0.00	1.00
Smith,Patrick C	00016505	BATTALION FIRE CHIEF	4402	147,674.29	27,910.44	2,180.04	0.00	1.00
Alston,Brian L	00006024	BATTALION FIRE CHIEF	3102	147,391.00	27,856.90	5,448.14	0.00	1.00
Carter Jr.,Louis H	00025812	BATTALION FIRE CHIEF	7011	147,391.00	27,856.90	11,854.64	0.00	1.00
Pearson,Robert V	00027096	BATTALION FIRE CHIEF	6401	147,391.00	27,856.90	1,212.11	0.00	1.00
Robinson,Sylvester A	00000347	BATTALION FIRE CHIEF	6204	147,391.00	27,856.90	0.00	0.00	1.00
Smith,Edward C	00032452	BATTALION FIRE CHIEF	3302	147,391.00	27,856.90	3,779.25	0.00	1.00
Westfield,Angelo T	00005489	BATTALION FIRE CHIEF	3102	147,391.00	27,856.90	3,545.59	0.00	1.00
Young,Jerome A	00006016	BATTALION FIRE CHIEF	3102	147,391.00	27,856.90	2,969.41	0.00	1.00
McDaniel,Kim T.	00039144	Diversity Program Manager	2501	146,581.54	27,703.91	0.00	0.00	1.00
Bouknight,Anthony J	00017273	CAPTAIN PARAMEDIC	7402	143,656.00	27,150.98	17,720.98	0.00	1.00
Follin,James E	00035069	Battalion EMS Supervisor (Capt	4402	143,656.00	27,150.98	386.92	0.00	1.00
Lipton,Jeffrey	00007366	Battalion EMS Supervisor (Capt	4402	143,656.00	27,150.98	0.00	0.00	1.00
Meachum,Michael A	00034959	CAPTAIN PARAMEDIC	4402	143,656.00	27,150.98	3,964.97	0.00	1.00
Panek,Brent W	00001740	Battalion EMS Supervisor (Capt	4402	143,656.00	27,150.98	0.00	0.00	1.00
St Laurent,Roger	00002580	Battalion EMS Supervisor (Capt	3303	143,656.00	27,150.98	10,705.14	0.00	1.00
Streat,Jonathan E	00024932	CAPTAIN PARAMEDIC	4402	143,656.00	27,150.98	23,905.90	0.00	1.00
Washington,John N	00017740	Battalion EMS Supervisor (Capt	4402	143,656.00	27,150.98	0.00	0.00	1.00
Watson,Johnetta E	00025258	Battalion EMS Supervisor (Capt	7402	143,656.00	27,150.98	20,101.07	0.00	1.00
Zink,Frederick L	00035083	BATTALION FIRE CHIEF	4402	141,575.00	26,757.68	3,381.18	0.00	1.00
Griffin,William C	00024454	BATTALION FIRE CHIEF	3102	140,983.00	26,645.79	8,487.71	0.00	1.00
Rice Jr.,Edward C	00004717	BATTALION FIRE CHIEF	3102	140,983.00	26,645.79	11,895.43	0.00	1.00
Baker,Michael S	00016103	Battalion EMS Supvr (Capt)	4402	140,192.00	26,496.29	1,155.43	0.00	1.00

FY19 - FEMS EMPLOYEES SALARY \$100K or MORE

Name	Posn Nbr	Title	Prgm Code	Salary	Fringe	Overtime	Bonus	FTE
Nunn,Adrian	00017409	Battalion EMS Supvr (Capt)	7402	140,192.00	26,496.29	192.57	0.00	1.00
Troxell,Daniel M	00003289	CAPTAIN	3102	140,192.00	26,496.29	1,925.72	0.00	1.00
Carroll,Gerald A	00026200	BATTALION FIRE CHIEF	6301	140,107.00	26,480.22	8,859.70	0.00	1.00
David,Brian P	00007253	BATTALION FIRE CHIEF	7401	140,107.00	26,480.22	11,765.88	0.00	1.00
Dolby Sr.,Michael A	00025448	BATTALION FIRE CHIEF	3102	140,107.00	26,480.22	6,479.32	0.00	1.00
Poust,Daniel L	00005243	BATTALION FIRE CHIEF	3102	140,107.00	26,480.22	9,337.81	0.00	1.00
Steen,Gary W	00028864	BATTALION FIRE CHIEF	3102	140,107.00	26,480.22	5,937.17	0.00	1.00
Thomas Jr.,Willis L	00025910	BATTALION FIRE CHIEF	6501	140,107.00	26,480.22	4,901.37	0.00	1.00
Blivess,Steven N.	00026502	Senior Labor Relations Special	2601	138,610.91	26,197.46	0.00	0.00	1.00
Baker,Timothy J	00034962	Battalion EMS Supervisor (Capt	3303	137,410.00	25,970.49	6,286.12	0.00	1.00
Barnes,Melonie C	00008627	Battalion EMS Supervisor (Capt	7012	137,410.00	25,970.49	1,669.05	0.00	1.00
Bell Sr.,Renaldo D	00005160	CAPTAIN PARAMEDIC	4402	137,410.00	25,970.49	3,822.19	0.00	1.00
Carter,Rodney	00016984	Battalion EMS Supervisor (Capt	7402	137,410.00	25,970.49	2,265.00	0.00	1.00
Costello,Craig B	00027465	Battalion EMS Supervisor (Capt	4402	137,410.00	25,970.49	28,817.71	0.00	1.00
Kurland,Ellen S	00003609	Battalion EMS Supervisor (Capt	3303	137,410.00	25,970.49	13,187.53	0.00	1.00
Lewis,Angel M	00011370	Battalion EMS Supervisor (Capt	5401	137,410.00	25,970.49	20,832.05	0.00	1.00
Timmons,Michael D	00022804	CAPTAIN PARAMEDIC	4402	137,410.00	25,970.49	27,191.12	0.00	1.00
Boling Jr.,Joseph D	00017590	CAPTAIN PARAMEDIC	3102	137,013.00	25,895.46	32,636.91	0.00	1.00
Boone,Teres C	00021768	LIEUTENANT PARAMEDIC	7402	135,379.00	25,586.63	5,909.44	0.00	1.00
Bowers,Eric M.	00022181	BATTALION FIRE CHIEF	3102	134,574.00	25,434.49	1,484.13	0.00	1.00
Banks,Patrick	00035399	CAPTAIN	3102	134,351.00	25,392.34	92.27	0.00	1.00
Basinger Jr.,Cecil M	00017077	CAPTAIN	3102	134,351.00	25,392.34	2,214.58	0.00	1.00
Brown,David R	00025318	CAPTAIN	3102	134,351.00	25,392.34	0.00	0.00	1.00
Frazier,Troy L	00022046	CAPTAIN	3102	134,351.00	25,392.34	0.00	0.00	1.00
Gobantes,Dennis O	00035398	CAPTAIN	3102	134,351.00	25,392.34	1,469.15	0.00	1.00
Gooding III,Wallace E	00021063	CAPTAIN	3102	134,351.00	25,392.34	11,583.09	0.00	1.00
Hamm,Spencer A	00003226	CAPTAIN	3102	134,351.00	25,392.34	553.65	0.00	1.00
Kemp,Ronald M	00003960	CAPTAIN	3303	134,351.00	25,392.34	8,302.83	0.00	1.00
Leland,Robert S	00007936	CAPTAIN	3102	134,351.00	25,392.34	2,952.77	0.00	1.00
Lord,Douglas A	00003830	CAPTAIN	3102	134,351.00	25,392.34	4,521.43	0.00	1.00
Matthews Jr.,James R	00002944	CAPTAIN	3102	134,351.00	25,392.34	3,598.69	0.00	1.00
Mayhew,Donald N	00028749	CAPTAIN	3102	134,351.00	25,392.34	0.00	0.00	1.00
Mills,Steven D	00016277	CAPTAIN	3102	134,351.00	25,392.34	4,968.32	0.00	1.00
Nickens,Keith D	00025347	CAPTAIN	3102	134,351.00	25,392.34	6,252.92	0.00	1.00
Roberts,Kwame Q	00023681	CAPTAIN	3102	134,351.00	25,392.34	0.00	0.00	1.00
Smith,Scott A	00014274	CAPTAIN	3102	134,351.00	25,392.34	2,572.82	0.00	1.00
Stewart,Charles	00005139	CAPTAIN	3102	134,351.00	25,392.34	6,784.85	0.00	1.00
Stroman,Randell S	00035470	CAPTAIN	6301	134,351.00	25,392.34	3,391.07	0.00	1.00
Wilhelm,Jerry D	00035428	CAPTAIN	3102	134,351.00	25,392.34	1,926.90	0.00	1.00
Grover II,Jon C	00004581	BATTALION FIRE CHIEF	3102	134,015.00	25,328.84	2,442.45	0.00	1.00
Troy,Donnell D	00091517	CAPTAIN	3102	133,260.00	25,186.14	1,693.21	0.00	1.00
Lacey,La'kisha L	00020969	Battalion EMS Supervisor (Capt	5601	131,164.00	24,790.00	6,109.36	0.00	1.00
Lato,John	00035292	Battalion EMS Supervisor (Capt	4402	131,164.00	24,790.00	720.68	0.00	1.00
Liriano,Nicole M.	00035070	CAPTAIN PARAMEDIC	4402	131,164.00	24,790.00	3,288.99	0.00	1.00
Robinson,Karl H	00002063	CAPTAIN PARAMEDIC	6305	131,164.00	24,790.00	8,407.33	0.00	1.00
Johnson,Tracie R	00006117	Battalion EMS Supervisor (Capt	7402	131,056.00	24,769.58	11,431.40	0.00	1.00
Pratt,LaVerne C	00016047	CAPTAIN PARAMEDIC	5401	131,056.00	24,769.58	0.00	0.00	1.00
Paramore,Reginald K	00017283	CAPTAIN PARAMEDIC	4402	130,702.00	24,702.68	22,064.40	0.00	1.00
Rogers,Timothy	00028867	LIEUTENANT PARAMEDIC	7402	129,738.00	24,520.48	0.00	0.00	1.00
Beaton,Andrew R.	00018926	MGMT PROGRAM ANALYST	2401	129,654.33	24,504.67	0.00	0.00	1.00
Dipietro,David J	00008978	MARINE ENGINEER	3307	129,654.00	24,504.61	15,855.76	0.00	1.00
Clemencia,Kishia T	00019033	CAPTAIN	3102	128,510.00	24,288.39	1,853.51	0.00	1.00
Gordon,James E	00006130	CAPTAIN	3102	128,510.00	24,288.39	5,186.71	0.00	1.00
Jenkins,Tyrone A	00007306	CAPTAIN	3102	128,510.00	24,288.39	6,346.24	0.00	1.00
Shymansky,Mychael S	00035462	CAPTAIN	3102	128,510.00	24,288.39	4,392.35	0.00	1.00
Smith,Betty E	00021908	Battalion EMS Supvr (Capt)	4402	128,510.00	24,288.39	13,197.83	0.00	1.00
Brooks,Sean P	00017306	BATTALION FIRE CHIEF	6401	127,924.00	24,177.64	2,329.15	0.00	1.00
Brown,Justin B	00004627	BATTALION FIRE CHIEF	4402	127,924.00	24,177.64	436.69	0.00	1.00
Hanson,James D.	00001952	BATTALION FIRE CHIEF	3302	127,924.00	24,177.64	10,867.06	0.00	1.00
Kauffman,Edward F.	00006439	BATTALION FIRE CHIEF	3102	127,924.00	24,177.64	8,524.15	0.00	1.00
Mccoy,Daniel W	00017451	BATTALION FIRE CHIEF	3302	127,924.00	24,177.64	7,176.96	0.00	1.00
Johnson,Cordell B	00097094	CAPTAIN	6301	127,708.00	24,136.81	736.78	0.00	1.00
Kavlick,Craig M	00008511	CAPTAIN	3102	127,708.00	24,136.81	613.98	0.00	1.00
Lewis,Todd O	00018872	CAPTAIN	3102	127,708.00	24,136.81	0.00	0.00	1.00
Patton,Jeffrey L	00002478	CAPTAIN	3102	127,708.00	24,136.81	6,315.24	0.00	1.00
Quigley,William P	00017845	CAPTAIN	6101	127,708.00	24,136.81	4,567.23	0.00	1.00

FY19 - FEMS EMPLOYEES SALARY \$100K or MORE

Name	Posn Nbr	Title	Prgm Code	Salary	Fringe	Overtime	Bonus	FTE
Riddick,Thomas G	00022591	CAPTAIN	7201	127,708.00	24,136.81	3,822.02	0.00	1.00
Baker III,Jake W	00003861	LIEUTENANT	3102	125,668.00	23,751.25	1,015.42	0.00	1.00
Best,Michael E	00023144	LIEUTENANT	3102	125,668.00	23,751.25	2,071.46	0.00	1.00
Forrester,Thomas K	00018459	LIEUTENANT	3102	125,668.00	23,751.25	8,215.58	0.00	1.00
Gray Jr.,James L	00000744	LIEUTENANT	3102	125,668.00	23,751.25	7,527.91	0.00	1.00
Hickerson,Calvin N	00027019	LIEUTENANT	3102	125,668.00	23,751.25	992.56	0.00	1.00
Humphries,Clifton D	00019050	LIEUTENANT	3102	125,668.00	23,751.25	3,911.25	0.00	1.00
Kuhn,Stephen	00006447	LIEUTENANT	3303	125,668.00	23,751.25	1,712.68	0.00	1.00
Lacore,Michael D	00017011	LIEUTENANT	3102	125,668.00	23,751.25	3,912.74	0.00	1.00
Lee Jr.,Cranston V	00025677	LIEUTENANT	3102	125,668.00	23,751.25	5,088.70	0.00	1.00
Lytton,Anthony G	00005163	LIEUTENANT	3102	125,668.00	23,751.25	4,080.30	0.00	1.00
Pitter,Leighton G	00027306	LIEUTENANT	3101	125,668.00	23,751.25	10,357.26	0.00	1.00
Rinker,Thomas G	00017811	LIEUTENANT	3102	125,668.00	23,751.25	0.00	0.00	1.00
Robey Jr.,George A	00008051	LIEUTENANT	3102	125,668.00	23,751.25	1,035.73	0.00	1.00
Thomas Bey,John E	00017080	LIEUTENANT	3102	125,668.00	23,751.25	0.00	0.00	1.00
Turnell,Gregory G	00005217	LIEUTENANT	3303	125,668.00	23,751.25	8,099.66	0.00	1.00
Turner,Christopher John f	00016599	LIEUTENANT	3102	125,668.00	23,751.25	12,874.63	0.00	1.00
White,Daniel J	00005770	LIEUTENANT	3101	125,668.00	23,751.25	9,301.24	0.00	1.00
White,Joseph L	00014140	LIEUTENANT	3102	125,668.00	23,751.25	0.00	0.00	1.00
Della-Camera,Susie L	00011183	CAPTAIN PARAMEDIC	5401	125,099.00	23,643.71	1,037.48	0.00	1.00
Omasere,Oluwafunmike Ayosunmi	00001606	CAPTAIN PARAMEDIC	3102	125,019.00	23,628.59	7,980.35	0.00	1.00
Steptoe,Charles Y.	00000069	CAPTAIN PARAMEDIC	3303	124,918.00	23,609.50	3,068.45	0.00	1.00
Weinroth,Derek A.	00023691	Battalion EMS Supervisor (Capt	4402	124,918.00	23,609.50	0.00	0.00	1.00
Roque,Sarah	00028762	Supervisory Public Health Anal	5601	124,443.57	23,519.83	0.00	0.00	1.00
Romero,Henry A	00007335	MARINE ENGINEER	3307	124,252.00	23,483.63	5,120.27	0.00	1.00
Schaffer,Richard D	00004183	MARINE PILOT	3307	124,252.00	23,483.63	17,382.12	0.00	1.00
Davenport,Cynthia	00090604	BUDGET OFFICER	101F	122,796.00	23,208.44	0.00	0.00	1.00
Rudy,Brian	00003068	CAPTAIN	3102	122,668.00	23,184.25	7,443.75	0.00	1.00
Walko,Michael E.	00075470	CAPTAIN	7207	122,668.00	23,184.25	6,397.92	0.00	1.00
White,Michael G	00002751	CAPTAIN	3102	122,668.00	23,184.25	0.00	0.00	1.00
Coombs,John H	00008224	Deputy Chief of Staff	2011	122,603.97	23,172.15	0.00	0.00	1.00
Adams,Jack M	00017773	CAPTAIN	3102	122,155.00	23,087.30	3,188.11	0.00	1.00
Bobo Jr.,Ronald E	00022550	CAPTAIN	3102	122,155.00	23,087.30	8,776.34	0.00	1.00
Lawson Jr.,Porter	00026011	CAPTAIN	3102	122,155.00	23,087.30	5,788.93	0.00	1.00
Lehan,Edwin M	00023569	SERGEANT PARAMEDIC	3102	121,936.00	23,045.90	16,059.76	0.00	1.00
Smith,Victor A	00026840	SERGEANT PARAMEDIC	3102	121,936.00	23,045.90	5,088.88	0.00	1.00
Cotter,Michael A	00004254	BATTALION FIRE CHIEF	4402	121,832.00	23,026.25	1,561.95	0.00	1.00
Chounoune,Rudy	00039583	Attorney Advisor	2108	121,760.00	23,012.64	0.00	0.00	1.00
Auth,Jason C.	00011785	BATTALION FIRE CHIEF	3102	121,602.00	22,982.78	9,465.36	0.00	1.00
Chenworth,Thomas W	00001694	BATTALION FIRE CHIEF	3102	121,602.00	22,982.78	7,579.84	0.00	1.00
Downs,Shawn M	00007851	BATTALION FIRE CHIEF	3102	121,602.00	22,982.78	2,506.30	0.00	1.00
Washington,Angela Y.	00024516	Information & Privacy Officer	2109	121,247.17	22,915.72	0.00	0.00	1.00
Barksdale,Timothy M	00026013	LIEUTENANT	3102	120,431.00	22,761.46	0.00	0.00	1.00
Barnes,Erik L	00002908	LIEUTENANT	3102	120,431.00	22,761.46	6,870.14	0.00	1.00
Blackmon,Nathaniel R	00017577	LIEUTENANT	3102	120,431.00	22,761.46	5,935.92	0.00	1.00
Burke,Leonard T	00026312	LIEUTENANT	3102	120,431.00	22,761.46	0.00	0.00	1.00
Capps,Michael T	00007075	LIEUTENANT	3102	120,431.00	22,761.46	0.00	0.00	1.00
Carey,Michael G	00023159	LIEUTENANT	3102	120,431.00	22,761.46	992.56	0.00	1.00
Carroll,Jamal D	00018686	LIEUTENANT	3102	120,431.00	22,761.46	1,965.67	0.00	1.00
Charron Jr.,Edward J	00006023	LIEUTENANT	3102	120,431.00	22,761.46	3,950.80	0.00	1.00
Clark,Lawrence L	00008996	LIEUTENANT	3502	120,431.00	22,761.46	15,301.25	0.00	1.00
Cooper,Robert W	00004715	LIEUTENANT	3102	120,431.00	22,761.46	3,970.24	0.00	1.00
Copeland,Richard A	00017902	LIEUTENANT	3303	120,431.00	22,761.46	6,686.84	0.00	1.00
Delahanty,Robert T	00014390	LIEUTENANT	3102	120,431.00	22,761.46	3,639.40	0.00	1.00
Hicks,Keith A	00023689	LIEUTENANT	3102	120,431.00	22,761.46	4,943.35	0.00	1.00
Johnson,Gregory M	00021119	LIEUTENANT	6403	120,431.00	22,761.46	4,906.99	0.00	1.00
Lehan,Richard K	00002388	LIEUTENANT	3102	120,431.00	22,761.46	3,040.95	0.00	1.00
Lewis,Larry E	00027446	LIEUTENANT	3102	120,431.00	22,761.46	4,301.11	0.00	1.00
Lorentz,Michael S	00004718	LIEUTENANT	3102	120,431.00	22,761.46	7,921.04	0.00	1.00
Marconi,Ronnie	00005634	LIEUTENANT	3102	120,431.00	22,761.46	0.00	0.00	1.00
Morris,Richard D	00004397	LIEUTENANT	3301	120,431.00	22,761.46	2,274.63	0.00	1.00
Reynolds,Vanzago	00004774	LIEUTENANT	3102	120,431.00	22,761.46	1,075.27	0.00	1.00
Robertson,Dion X	00004340	LIEUTENANT	3102	120,431.00	22,761.46	3,970.25	0.00	1.00
Sadowski,Mark R	00007954	LIEUTENANT	3102	120,431.00	22,761.46	1,055.82	0.00	1.00
Sampson,Hosea L	00003359	LIEUTENANT	3102	120,431.00	22,761.46	0.00	0.00	1.00
Shine,Richard B	00022160	LIEUTENANT	3102	120,431.00	22,761.46	9,906.18	0.00	1.00

FY19 - FEMS EMPLOYEES SALARY \$100K or MORE

Name	Posn Nbr	Title	Prgm Code	Salary	Fringe	Overtime	Bonus	FTE
Smith,Michael	00026241	LIEUTENANT	3102	120,431.00	22,761.46	992.56	0.00	1.00
Spalding,David S	00016286	LIEUTENANT	7201	120,431.00	22,761.46	2,947.77	0.00	1.00
Thompson,Ralph L	00006083	LIEUTENANT	3102	120,431.00	22,761.46	2,977.69	0.00	1.00
Thorne,Jeffrey D	00017393	LIEUTENANT	3303	120,431.00	22,761.46	6,865.24	0.00	1.00
Thorpe,Anthony D	00017633	LIEUTENANT	3101	120,431.00	22,761.46	20,376.76	0.00	1.00
Waddy,Eric A	00002498	LIEUTENANT	3303	120,431.00	22,761.46	2,466.81	0.00	1.00
Ward,James V	00002734	LIEUTENANT	3303	120,431.00	22,761.46	1,882.96	0.00	1.00
Williams,Adrian C	00004754	LIEUTENANT	3102	120,431.00	22,761.46	8,003.76	0.00	1.00
Winslow,Edward B	00007193	Paramed FF/EMS Supv, Trans (Li	7402	120,431.00	22,761.46	0.00	0.00	1.00
Wright,Alfred Jr	00006043	LIEUTENANT	7012	120,431.00	22,761.46	5,755.06	0.00	1.00
Hayes Jr.,Bernie	00028790	Battalion EMS Supervisor (Capt	4402	119,337.00	22,554.69	12,766.81	0.00	1.00
Dickey,Jeffrey L	00006196	LIEUTENANT	3102	119,233.00	22,535.04	6,960.72	0.00	1.00
Capece,Alexander G	00028900	Battalion EMS Supervisor (Capt	4402	119,142.00	22,517.84	0.00	0.00	1.00
Humphrey,Erin M	00006882	CAPTAIN PARAMEDIC	6305	119,142.00	22,517.84	0.00	0.00	1.00
Moulton,Sharon P.	00007684	Battalion EMS Supervisor (Capt	4402	119,142.00	22,517.84	4,030.04	0.00	1.00
Smith Jr.,Marvin L	00006106	MARINE ENGINEER	3307	118,850.00	22,462.65	3,918.13	0.00	1.00
Tremblay,Darrell	00004710	MARINE PILOT	3307	118,850.00	22,462.65	2,938.60	0.00	1.00
Taylor,Aleazor A	00023586	Juvenile Fire Setters Counselo	7204	118,670.00	22,428.63	0.00	0.00	1.00
Arnold,Andrew	00001729	LIEUTENANT PARAMEDIC	3102	118,457.00	22,388.37	929.89	0.00	1.00
Adeleye,John A	00022815	Quality Assurance Manager	5401	118,145.64	22,329.53	0.00	0.00	1.00
Martin,Dwayne A	00012725	SERGEANT PARAMEDIC	3102	116,855.00	22,085.60	3,852.36	0.00	1.00
Breen,Chad M.	00009510	CAPTAIN	3102	116,603.00	22,037.97	5,926.24	0.00	1.00
Cormicle,Matthew C.	00035396	CAPTAIN	3102	116,603.00	22,037.97	3,844.05	0.00	1.00
Cosker,Michael R	00018349	CAPTAIN	3011	116,603.00	22,037.97	5,485.77	0.00	1.00
Engels,Michael S.	00009204	CAPTAIN	3102	116,603.00	22,037.97	961.01	0.00	1.00
Gray,Brian F.	00016126	CAPTAIN	3102	116,603.00	22,037.97	3,443.63	0.00	1.00
Holmes,Christopher Y.	00005176	CAPTAIN	3102	116,603.00	22,037.97	20,112.23	0.00	1.00
Johnson,Jonathan T.	00026750	CAPTAIN	6301	116,603.00	22,037.97	8,156.59	0.00	1.00
Mcallister,Brian	00014136	CAPTAIN	3102	116,603.00	22,037.97	0.00	0.00	1.00
Moore,Jason R	00024632	CAPTAIN	3102	116,603.00	22,037.97	16,074.22	0.00	1.00
O'Conner,Paul M	00011731	CAPTAIN	3102	116,603.00	22,037.97	0.00	0.00	1.00
Palmer,Jason L	00018356	CAPTAIN	3303	116,603.00	22,037.97	2,802.95	0.00	1.00
Poles,Michael	00025114	CAPTAIN	3102	116,603.00	22,037.97	3,396.44	0.00	1.00
Simister,William	00003021	CAPTAIN	3102	116,603.00	22,037.97	7,549.14	0.00	1.00
Smith Iv,Russell P	00006122	CAPTAIN	3102	116,603.00	22,037.97	10,478.55	0.00	1.00
Spencer,Jack M	00008629	CAPTAIN	3301	116,603.00	22,037.97	8,488.94	0.00	1.00
Haile,Mulugheta H	00090607	Financial Manager	102F	115,820.00	21,889.98	0.00	0.00	1.00
Kannry,Mitchell H	00003849	BATTALION FIRE CHIEF	3102	115,811.00	21,888.28	4,825.44	0.00	1.00
Penn,Milissa U	00009227	EXECUTIVE ASST	103F	115,715.00	21,870.14	0.00	0.00	1.00
Bell,Michael T	00026121	LIEUTENANT	3102	115,195.00	21,771.86	0.00	0.00	1.00
Carroll,Michael A	00022717	LIEUTENANT	3102	115,195.00	21,771.86	5,656.90	0.00	1.00
Darmstead,Wayne V	00025859	LIEUTENANT	3102	115,195.00	21,771.86	3,876.76	0.00	1.00
Giannini,Peter A	00006888	LIEUTENANT	3301	115,195.00	21,771.86	620.53	0.00	1.00
Maggi,Christopher S	00004187	LIEUTENANT	3102	115,195.00	21,771.86	1,326.39	0.00	1.00
Mccloskey,Walter W	00022632	LIEUTENANT	3102	115,195.00	21,771.86	0.00	0.00	1.00
Mckoy,Anthony T	00004400	LIEUTENANT	3102	115,195.00	21,771.86	6,864.62	0.00	1.00
Roane Jr.,Ferman	00007235	LIEUTENANT	6302	115,195.00	21,771.86	747.66	0.00	1.00
Slye,David R	00007861	LIEUTENANT	7203	115,195.00	21,771.86	498.44	0.00	1.00
Barnes Jr.,John H	00021487	LIEUTENANT	7202	114,265.00	21,596.09	5,111.48	0.00	1.00
Carman,Michael S	00017554	LIEUTENANT	3102	114,265.00	21,596.09	941.74	0.00	1.00
Cole,Kenneth C	00006878	LIEUTENANT	7202	114,265.00	21,596.09	0.00	0.00	1.00
Kennedy Jr.,William H	00025786	LIEUTENANT	3102	114,265.00	21,596.09	0.00	0.00	1.00
Nieman,Darrell J	00017948	LIEUTENANT	3102	114,265.00	21,596.09	0.00	0.00	1.00
Penny,Gary A	00016451	LIEUTENANT	3102	114,265.00	21,596.09	4,008.15	0.00	1.00
Sims,Michael D	00004364	LIEUTENANT	3102	114,265.00	21,596.09	2,982.19	0.00	1.00
Spriggs,Gregory A	00025650	LIEUTENANT	3102	114,265.00	21,596.09	5,514.28	0.00	1.00
Coombe,Jeffrey A	00003378	CAPTAIN PARAMEDIC	6501	113,856.00	21,518.78	405.90	0.00	1.00
Drucker,Marcus N	00014798	Battalion EMS Supervisor (Capt	4402	113,654.00	21,480.61	10,970.07	0.00	1.00
Edwards,Andre L	00023718	CAPTAIN PARAMEDIC	3307	113,654.00	21,480.61	20,700.95	0.00	1.00
Elborne,Ryan J	00035158	CAPTAIN PARAMEDIC	4402	113,654.00	21,480.61	4,552.67	0.00	1.00
LAMMERT,PHILIP E	00013739	Battalion EMS Supervisor (Capt	4402	113,654.00	21,480.61	15,868.96	0.00	1.00
Watson,Michael M	00011885	Battalion EMS Supervisor (Capt	4402	113,654.00	21,480.61	1,873.42	0.00	1.00
Papariello,Joseph C	00006437	LIEUTENANT PARAMEDIC	3102	112,827.00	21,324.30	0.00	0.00	1.00
Ruiz,Rosalio	00022877	LIEUTENANT PARAMEDIC	3102	112,827.00	21,324.30	11,766.45	0.00	1.00
Hicks,Stanley M	00021459	SERGEANT PARAMEDIC	3102	111,774.00	21,125.29	0.00	0.00	1.00
Davis,Jonathan A	00018365	CAPTAIN	3102	110,838.00	20,948.38	3,730.13	0.00	1.00

FY19 - FEMS EMPLOYEES SALARY \$100K or MORE

Name	Posn Nbr	Title	Prgm Code	Salary	Fringe	Overtime	Bonus	FTE
Moose,Adam O	00000925	CAPTAIN	3102	110,838.00	20,948.38	0.00	0.00	1.00
Taylor,Jeffery D	00016827	CAPTAIN	3303	110,838.00	20,948.38	1,722.94	0.00	1.00
Hanson,James C	00082633	Assistant Fleet Management Off	6101	110,836.26	20,948.05	0.00	0.00	1.00
Alvarado,Robert J	00006443	LIEUTENANT	3102	109,959.00	20,782.25	3,625.02	0.00	1.00
Bourassa,Ryan L.	00027022	LIEUTENANT	3102	109,959.00	20,782.25	3,607.27	0.00	1.00
Brachetti,Derek A.	00006934	LIEUTENANT	3102	109,959.00	20,782.25	0.00	0.00	1.00
Burton,Sean A.	00025469	LIEUTENANT	3102	109,959.00	20,782.25	75.52	0.00	1.00
Coleman,Michael E	00021993	LIEUTENANT	3102	109,959.00	20,782.25	6,343.80	0.00	1.00
Davies III,Marshall W.	00020862	LIEUTENANT	3102	109,959.00	20,782.25	1,321.62	0.00	1.00
Elliott,Peter R.	00002392	LIEUTENANT	3102	109,959.00	20,782.25	0.00	0.00	1.00
Felder,James W.	00018997	LIEUTENANT	3102	109,959.00	20,782.25	10,044.34	0.00	1.00
Fraley,Bryan R.	00005631	LIEUTENANT	3102	109,959.00	20,782.25	0.00	0.00	1.00
Goetz,Corey M.	00007315	LIEUTENANT	3102	109,959.00	20,782.25	5,419.78	0.00	1.00
Green,Damien T	00011676	LIEUTENANT	3102	109,959.00	20,782.25	859.85	0.00	1.00
Imbach,Matthew R.	00005636	LIEUTENANT	3303	109,959.00	20,782.25	4,217.37	0.00	1.00
Jones,Charles R.	00006051	LIEUTENANT	3102	109,959.00	20,782.25	3,322.94	0.00	1.00
Keefe,David	00007772	LIEUTENANT	3303	109,959.00	20,782.25	0.00	0.00	1.00
Kline,Kevin P	00007304	LIEUTENANT	3102	109,959.00	20,782.25	0.00	0.00	1.00
Layman III,George M	00000580	LIEUTENANT	3102	109,959.00	20,782.25	2,114.60	0.00	1.00
McNally,Joseph K.	00004846	LIEUTENANT	3102	109,959.00	20,782.25	75.52	0.00	1.00
Norment,Richard W.	00005499	LIEUTENANT	3102	109,959.00	20,782.25	6,703.63	0.00	1.00
Pullen,Rych N	00026436	LIEUTENANT	3102	109,959.00	20,782.25	4,928.89	0.00	1.00
Roop,Michael A.	00026481	LIEUTENANT	3102	109,959.00	20,782.25	6,343.80	0.00	1.00
Spielman,Michael D	00007714	LIEUTENANT	3102	109,959.00	20,782.25	9,062.56	0.00	1.00
Zdobysz,Christopher J	00016614	LIEUTENANT	3102	109,959.00	20,782.25	528.65	0.00	1.00
Zelonis,Leonard T	00006927	LIEUTENANT	3102	109,959.00	20,782.25	0.00	0.00	1.00
Peden,Angela M	00078050	Compliance & Review Officer	6601	109,935.83	20,777.87	0.00	0.00	1.00
Johnson,Erik L	00088523	Program Analyst	2401	109,710.00	20,735.19	0.00	0.00	1.00
Parker,Evelyn M	00008102	IT Spec (Customer Support)	7305	109,710.00	20,735.19	0.00	0.00	1.00
Baylor,Marco R	00018021	LIEUTENANT	3102	109,297.00	20,657.13	3,340.47	0.00	1.00
Cramer,Michael L	00004728	LIEUTENANT	3102	109,297.00	20,657.13	0.00	0.00	1.00
Fox,Richard A	00018046	LIEUTENANT	3102	109,297.00	20,657.13	8,037.63	0.00	1.00
Hershey,Christopher H	00004325	LIEUTENANT	3102	109,297.00	20,657.13	4,186.07	0.00	1.00
Jaworski,Stanley J	00007348	LIEUTENANT	3102	109,297.00	20,657.13	0.00	0.00	1.00
Nehf Jr.,Kenneth E	00026565	LIEUTENANT	3102	109,297.00	20,657.13	75.07	0.00	1.00
Phipps Jr.,Fred T	00009516	LIEUTENANT	3102	109,297.00	20,657.13	187.67	0.00	1.00
Loughnane,Daniel G.	00003895	CAPTAIN PARAMEDIC	3102	108,434.00	20,494.03	3,128.46	0.00	1.00
Raymer,Robert J.	00028792	BATTALION FIRE CHIEF	7402	108,434.00	20,494.03	1,899.09	0.00	1.00
Butler Jr.,Johnnie L	00022064	SERGEANT	3102	107,549.00	20,326.76	1,477.32	0.00	1.00
Chandler,Reginald B	00021463	SERGEANT	3102	107,549.00	20,326.76	7,073.76	0.00	1.00
Creelman,Donald S	00014121	SERGEANT AIDE	3302	107,549.00	20,326.76	886.39	0.00	1.00
Draper,Jerome P	00001928	SERGEANT AIDE	3102	107,549.00	20,326.76	73.87	0.00	1.00
Hairston,Wayne A	00018961	SERGEANT AIDE	3102	107,549.00	20,326.76	5,300.97	0.00	1.00
Harrison,William H	00026628	SERGEANT AIDE	3102	107,549.00	20,326.76	6,187.37	0.00	1.00
Hayman III,John C	00014236	SERGEANT AIDE	3102	107,549.00	20,326.76	0.00	0.00	1.00
Holness,Christopher N	00025649	SERGEANT AIDE	3102	107,549.00	20,326.76	3,545.57	0.00	1.00
Hounshell,Ramon A	00002318	SERGEANT AIDE	3302	107,549.00	20,326.76	590.93	0.00	1.00
Lee,Anthony R	00023636	SERGEANT	3102	107,549.00	20,326.76	4,431.97	0.00	1.00
Teachey,Maurice	00007500	SERGEANT AIDE	3102	107,549.00	20,326.76	73.87	0.00	1.00
Bailey,Shauna L	00020861	LIEUTENANT PARAMEDIC	3102	107,482.00	20,314.10	1,828.14	0.00	1.00
Woolston,Matthew	00026908	LIEUTENANT PARAMEDIC	3102	107,454.00	20,308.81	4,041.67	0.00	1.00
Blake,Anthony T	00003110	MARINE ENGINEER	3307	107,183.00	20,257.59	1,766.76	0.00	1.00
Agrawal,Jyoti	00028990	Program Analyst	7305	106,981.00	20,219.41	0.00	0.00	1.00
Bishop,Kevette	00023106	Management Liaison Specialist	2205	106,981.00	20,219.41	201.69	0.00	1.00
Cooper-Rice,Ozell V	00010826	Program Analyst	7305	106,981.00	20,219.41	637.87	0.00	1.00
Kaur,Rajinder	00006324	Program Analyst	7305	106,981.00	20,219.41	0.00	0.00	1.00
Nwaete,Clothida U	00021889	Special Assistant	5011	106,981.00	20,219.41	0.00	0.00	1.00
Bennett,Timothy	00007301	SERGEANT PARAMEDIC	3102	106,855.00	20,195.60	7,597.96	0.00	1.00
Brimage Sr.,Corey Duane	00005789	SERGEANT PARAMEDIC	3102	106,694.00	20,165.17	3,527.34	0.00	1.00
Matthews,Norita V	00017519	FIRE INSPECTOR TECHNICIAN HEA	7202	105,824.00	20,000.74	2,347.83	0.00	1.00
Richardson,Robert S	00021292	CAPTAIN	6501	105,560.00	19,950.84	0.00	0.00	1.00
Gee,Dana D	00035037	FIREFIGHTER PARAMEDIC	3102	105,533.00	19,945.74	16,479.93	0.00	1.00
Tebo,Joseph	00087507	Rail Safety & Facility Managem	7207	104,701.41	19,788.57	0.00	0.00	1.00
Bowyer,Gregory M	00014302	FIRE ARSON INVESTIGATOR ARMED	7203	104,517.00	19,753.71	0.00	0.00	1.00
Kittrell,Kenneth D	00017480	FIRE ARSON INVESTIGATOR ARMED	7203	104,517.00	19,753.71	1,507.46	0.00	1.00
Pennington,Gerald L.	00026563	FIRE ARSON INVESTIGATOR ARMED	7203	104,517.00	19,753.71	2,639.10	0.00	1.00

FY19 - FEMS EMPLOYEES SALARY \$100K or MORE

Name	Posn Nbr	Title	Prgm Code	Salary	Fringe	Overtime	Bonus	FTE
Taylor,Rodney L	00014641	FIRE ARSON INVESTIGATOR ARMED	7203	104,517.00	19,753.71	17,404.00	0.00	1.00
Anderson,Kevin L.	00006095	LIEUTENANT	3102	104,329.00	19,718.18	5,213.91	0.00	1.00
Bass,Courtney X	00004323	LIEUTENANT	3102	104,329.00	19,718.18	4,370.92	0.00	1.00
Bozarth,Robert M	00004665	LIEUTENANT	3102	104,329.00	19,718.18	3,944.02	0.00	1.00
Candleana,James M.	00023559	LIEUTENANT	3102	104,329.00	19,718.18	1,719.70	0.00	1.00
Faunce III, Henry S	00004284	LIEUTENANT	3102	104,329.00	19,718.18	3,439.41	0.00	1.00
Finamore,Charles A.	00004266	LIEUTENANT	3102	104,329.00	19,718.18	843.00	0.00	1.00
Garner,Paul G	00005742	LIEUTENANT	3102	104,329.00	19,718.18	3,213.21	0.00	1.00
Gaskin,Oliver W	00008613	LIEUTENANT	3102	104,329.00	19,718.18	6,002.11	0.00	1.00
Gilligan,Sean J	00002740	LIEUTENANT	3102	104,329.00	19,718.18	0.00	0.00	1.00
Gochenauer,Ryan J.	00023188	LIEUTENANT	3102	104,329.00	19,718.18	1,719.70	0.00	1.00
Hayden,Gerald	00007428	LIEUTENANT	3102	104,329.00	19,718.18	2,149.63	0.00	1.00
Hiligh,Berlin D.	00008712	LIEUTENANT	3102	104,329.00	19,718.18	4,613.27	0.00	1.00
Hudson,Dabney S.	00017694	LIEUTENANT	3102	104,329.00	19,718.18	0.00	0.00	1.00
Humphries,Kenneth A	00003854	LIEUTENANT	3102	104,329.00	19,718.18	5,726.75	0.00	1.00
Hutchins,Robert D.	00022367	LIEUTENANT	3102	104,329.00	19,718.18	13,542.71	0.00	1.00
Kalinowski,Ronnie R	00021677	LIEUTENANT	3101	104,329.00	19,718.18	4,954.40	0.00	1.00
Lare,Jeffrey S	00035402	LIEUTENANT	3102	104,329.00	19,718.18	7,721.83	0.00	1.00
Martenas,Matthew I	00023560	LIEUTENANT	3301	104,329.00	19,718.18	2,758.69	0.00	1.00
Palmerton,Matthew J.	00002062	LIEUTENANT	6301	104,329.00	19,718.18	0.00	0.00	1.00
Peterson,Richard S	00005985	LIEUTENANT PARAMEDIC	3102	104,329.00	19,718.18	8,961.78	0.00	1.00
Phillips,Brian D.	00012431	LIEUTENANT	3303	104,329.00	19,718.18	3,439.43	0.00	1.00
Polish,Richard A	00018769	LIEUTENANT	3102	104,329.00	19,718.18	0.00	0.00	1.00
Puglisi,Michael J	00009140	LIEUTENANT	3307	104,329.00	19,718.18	4,766.27	0.00	1.00
Pylar,David J	00004749	LIEUTENANT	3102	104,329.00	19,718.18	0.00	0.00	1.00
Rodgers Sr.,Djante J	00025731	LIEUTENANT	6501	104,329.00	19,718.18	5,695.91	0.00	1.00
Sipes,Jan	00006480	LIEUTENANT	3102	104,329.00	19,718.18	3,565.87	0.00	1.00
Walker Jr.,Michael E	00006830	LIEUTENANT	3307	104,329.00	19,718.18	2,579.56	0.00	1.00
Contreras,Arturo A	00002273	FIREFIGHTER PARAMEDIC TECH	3102	104,238.00	19,700.98	2,709.00	0.00	1.00
Mason,Patrice S	00090605	SENIOR BUDGET ANALYST	101F	103,905.00	19,638.05	0.00	0.00	1.00
Goodyear,Robert D	00004084	FIREFIGHTER PARAMEDIC	3102	103,833.55	19,624.54	12,106.64	0.00	1.00
Jordan,Antwan D	00027347	LIEUTENANT	3102	103,697.00	19,598.73	4,771.78	0.00	1.00
Taylor,Rodney K	00003424	LIEUTENANT	3102	103,697.00	19,598.73	2,563.94	0.00	1.00
Bolding,Timothy E	00022059	SERGEANT	3102	102,873.00	19,443.00	70.65	0.00	1.00
Chada,John A	00026837	SERGEANT	3102	102,873.00	19,443.00	4,222.64	0.00	1.00
Cole,Jacquelyn M.	00017942	SERGEANT	7203	102,873.00	19,443.00	3,536.19	0.00	1.00
Murphy,Steven G	00006114	SERGEANT AIDE	3102	102,873.00	19,443.00	0.00	0.00	1.00
Schunk,John K	00027406	SERGEANT	3102	102,873.00	19,443.00	0.00	0.00	1.00
Maggiolo,Vito E	00016649	Public Affairs Specialist	2308	102,800.70	19,429.33	0.00	0.00	1.00
Sandy,Matthew J	00017448	MARINE PILOT	3307	102,604.00	19,392.16	2,466.44	0.00	1.00
Blyther,Rudolph	00026956	SERGEANT	3102	102,424.00	19,358.14	2,532.46	0.00	1.00
Faison,Daniel L	00025917	SERGEANT	3102	102,424.00	19,358.14	0.00	0.00	1.00
Garner,Victor L	00025833	SERGEANT	3102	102,424.00	19,358.14	1,958.67	0.00	1.00
Smith III,William H	00003921	SERGEANT	3102	102,424.00	19,358.14	15,618.91	0.00	1.00
Botwin,Jonathan M	00005918	LIEUTENANT PARAMEDIC	3102	102,364.00	19,346.80	2,355.21	0.00	1.00
Jones,Robert L	00022888	BUDGET ANALYST	101F	102,262.00	19,327.52	0.00	0.00	1.00
Caddington,Ward C	00003189	SERGEANT PARAMEDIC	3102	102,016.00	19,281.02	3,603.38	0.00	1.00
Williams,Paris E	00022931	SERGEANT PARAMEDIC	3307	102,016.00	19,281.02	2,347.20	0.00	1.00
Semwanga,Peninah N	00011600	Program Analyst (GIS)	7305	101,523.00	19,187.85	341.66	0.00	1.00
Taylor,Alysia Y.	00034263	Administrative Officer	2011	101,523.00	19,187.85	0.00	0.00	1.00
Diggs,Beatrix S	00025691	FIRE INSPECTOR TECH	7202	101,415.00	19,167.44	2,340.35	0.00	1.00
Johnson,Dayisha L	00022263	FIRE INSPECTOR TECH	7203	101,415.00	19,167.44	0.00	0.00	1.00
McLaughlin,Stephanie D	00026801	FIRE INSPECTOR TECH	7202	101,415.00	19,167.44	933.57	0.00	1.00
Pinkney,Wendy C	00012031	FIRE INSPECTOR TECH	7202	101,415.00	19,167.44	3,396.52	0.00	1.00
Walden III,Calvin L	00014700	FIRE INSPECTOR TECH	7201	101,415.00	19,167.44	9,336.66	0.00	1.00
Blyther,Aaron K	00019265	FIREFIGHTER / PARAMEDIC	3102	101,136.00	19,114.70	0.00	0.00	1.00
Clark,Ricardo D	00037738	FIREFIGHTER PARAMEDIC	3102	101,136.00	19,114.70	7,452.83	0.00	1.00
Justin,Tanya	00027088	FIREFIGHTER PARAMEDIC	3102	101,136.00	19,114.70	817.20	0.00	1.00
Peyton,David H	00003596	FIREFIGHTER PARAMEDIC	3102	101,136.00	19,114.70	69.46	0.00	1.00
Turner,Stephen J	00033867	FIREFIGHTER / PARAMEDIC	3102	101,136.00	19,114.70	27,633.44	0.00	1.00
Hopkins,Derek J	00012380	CAPTAIN	3102	100,341.00	18,964.45	0.00	0.00	1.00
TOTAL				49,088,575.87	9,277,740.84	1,636,338.18	0.00	391.00

S-#	YEAR	MODEL	ASSIGNED	FRONTLINE/ RESERVE	RESPONSE ASSET	OWNED/ LEASED	CARRS CODE	CARRS CLASS
1	2004	CROWNVIC	RESTOCK	F	N	OWNED	206AVC	LIGHT DUTY
4	2003	CROWNVIC	K-9	F	Y	OWNED	206AVC	LIGHT DUTY
5	2004	CROWNVIC	FLEET MANAGERS	F	N	OWNED	206AVC	LIGHT DUTY
6	2004	CROWNVIC	STREET CALLS	F	Y	OWNED	206AVC	LIGHT DUTY
7	2005	CROWNVIC	FAC	F	N	OWNED	206AVC	LIGHT DUTY
8	2005	CROWNVIC	AFC-O EXEC OFFICER	F	Y	OWNED	206AVC	LIGHT DUTY
9	2005	CROWNVIC	FAC	R	N	OWNED	206AVC	LIGHT DUTY
10	2008	CROWN VIC	Fire Investigation Unit	F	Y	OWNED	206AVC	LIGHT DUTY
11	2008	CROWN VIC	Fleet	R	Y	OWNED	206AVC	LIGHT DUTY
12	2008	CROWN VIC	ORS	F	Y	OWNED	206AVC	LIGHT DUTY
18	2001	CROWNVIC	Fleet	R	N	OWNED	206AVC	LIGHT DUTY
23	2008	CROWN VIC	FLEET LIASION	F	Y	OWNED	206AVC	COMMAND
31	2001	CROWNVIC	RESERVE	R	N	OWNED	206AVC	LIGHT DUTY
32	2008	CROWN VIC	LOGISTICS	F	Y	OWNED	206AVC	LIGHT DUTY
33	2008	CROWN VIC	Fire Investigation Unit	F	Y	OWNED	206AVC	COMMAND
34	2008	CROWN VIC	Fleet	R	Y	OWNED	206AVC	LIGHT DUTY
35	2008	CROWN VIC	DFC -Operations	R	Y	OWNED	206AVC	LIGHT DUTY
36	2008	CROWN VIC	TA	F	Y	OWNED	206AVC	LIGHT DUTY
37	2008	CROWN VIC	IA	F	Y	OWNED	206AVC	LIGHT DUTY
38	2008	CROWN VIC	Fleet	R	Y	OWNED	206AVC	COMMAND
40	2018	IMPALA	Fire Investigation Unit	F	Y	OWNED	206AVC	SPECIALTY
41	2018	IMPALA	Fire Investigation Unit	F	Y	OWNED	206AVC	SPECIALTY
42	2018	IMPALA	OFC	F	Y	OWNED	206AVC	COMMAND
43	2018	IMPALA	IA	F	Y	OWNED	206AVC	LIGHT DUTY
44	2018	IMPALA	IA	F	Y	OWNED	206AVC	LIGHT DUTY
45	2018	IMPALA	HSSO SPEV	F	Y	OWNED	206AVC	LIGHT DUTY
46	2018	IMPALA	DFC-PSO	F	Y	OWNED	206AVC	COMMAND
47	2018	IMPALA	MSO	F	Y	OWNED	206AVC	COMMAND
48	2018	IMPALA	Fire Prevention Division	F	Y	OWNED	206AVC	COMMAND
49	2018	IMPALA	DFC-TA	F	Y	OWNED	206AVC	COMMAND
50	2012	VOLT	Fire Prevention Division	F	N	OWNED	206AVC	LIGHT DUTY
51	2012	VOLT	LOG	F	N	OWNED	206AVC	LIGHT DUTY
103	2017	DB50CS	E-21	F	Y	OWNED	206PTC	ENGINE
104	2018	DB50CS	E-4	F	Y	OWNED	206PTC	ENGINE
105	2018	DB50CS	E-26	F	Y	OWNED	206PTC	ENGINE
106	2018	DB50CS	E-6	F	Y	OWNED	206PTC	ENGINE
107	2018	DB50CS	E-23	F	Y	OWNED	206PTC	ENGINE
108	2018	DB50CS	E-3	F	Y	OWNED	206PTC	ENGINE
109	2018	DB50CS	E-9	F	Y	OWNED	206PTC	ENGINE
110	2018	DB50CS	E-10	F	Y	OWNED	206PTC	ENGINE
111	2018	DB50CS	E-11	F	Y	OWNED	206PTC	ENGINE
112	2018	DB50CS	E-17	F	Y	OWNED	206PTC	ENGINE
113	2018	DB50CS	E-30	F	Y	OWNED	206PTC	ENGINE
114	2018	DB50CS	E-24	F	Y	OWNED	206PTC	ENGINE
115	2018	DB50CS	E-15	F	Y	OWNED	206PTC	ENGINE
116	2018	DB50CS	E-14	F	Y	OWNED	206PTC	ENGINE
117	2018	DB50CS	E-33	F	Y	OWNED	206PTC	ENGINE
128	2000	CYC II	E-34	R	Y	OWNED	206PTC	ENGINE
130	2000	TB40DD	E-53	R	Y	OWNED	206PTC	ENGINE
131	2000	TB40DD	E-54	R	Y	OWNED	206PTC	ENGINE
132	2000	TB40DD	Scheduled For Disposal	R	Y	OWNED	206PTC	ENGINE
134	2000	TB40DD	E-64	R	Y	OWNED	206PTC	ENGINE
136	2002	TB40DD	E-55	R	Y	OWNED	206PTC	ENGINE

S-#	YEAR	MODEL	ASSIGNED	FRONTLINE/ RESERVE	RESPONSE ASSET	OWNED/ LEASED	CARRS CODE	CARRS CLASS
139	2002	TB40DD	E-74	R	Y	OWNED	206PTC	ENGINE
140	2002	TB40DD	E-73	R	Y	OWNED	206PTC	ENGINE
142	2003	TB40DD	E-76	R	Y	OWNED	206PTC	ENGINE
143	2003	TB40DD	Scheduled For Disposal	R	Y	OWNED	206PTC	ENGINE
146	2003	DASH	E-5	F	Y	OWNED	206PTC	ENGINE
147	2003	DASH	E-29	F	Y	OWNED	206PTC	ENGINE
148	2003	DASH	E-56	R	Y	OWNED	206PTC	ENGINE
149	2003	DASH	Scheduled For Disposal	R	Y	OWNED	206PTC	ENGINE
150	2003	DASH	E- 34	R	Y	OWNED	206PTC	ENGINE
151	2003	DASH	E-27	F	Y	OWNED	206PTC	ENGINE
153	2003	TB40DD	E-51	R	Y	OWNED	206PTC	ENGINE
156	2005	TB40DA	E-6	R	Y	OWNED	206PTC	ENGINE
157	2005	TB40DA	E-63	R	Y	OWNED	206PTC	ENGINE
158	2005	TB40DA	E-35	R	Y	OWNED	206PTC	ENGINE
159	2005	TB40DA	E-62	R	Y	OWNED	206PTC	ENGINE
160	2005	TB40DA	E-81	R	Y	OWNED	206PTC	ENGINE
161	2005	TB40DA	E-85	R	Y	OWNED	206PTC	ENGINE
162	2006	TB40DA	E-71	R	Y	OWNED	206PTC	ENGINE
163	2006	TB40DA	E-37	R	Y	OWNED	206PTC	ENGINE
165	2006	TB40DA	E-65	R	Y	OWNED	206PTC	ENGINE
166	2006	TB40DA	E-64	R	Y	OWNED	206PTC	ENGINE
167	2006	TB40DA	E-14	R	Y	OWNED	206PTC	ENGINE
168	2006	TB40DA	E-72	R	Y	OWNED	206PTC	ENGINE
169	2006	TB40DA	E-74	R	Y	OWNED	206PTC	ENGINE
170	2006	TB40DA	E-8	F	Y	OWNED	206PTC	ENGINE
171	2006	TB40DA	E-82	R	Y	OWNED	206PTC	ENGINE
172	2006	TB40DA	E-32	F	Y	OWNED	206PTC	ENGINE
173	2006	TB40DA	E-28	F	Y	OWNED	206PTC	ENGINE
174	2008	TB40DA	E-75	R	Y	OWNED	206PTC	ENGINE
176	2008	TB40DA	E-66	R	Y	OWNED	206PTC	ENGINE
177	2011	ARROW XT	E-52	R	Y	OWNED	206PTC	ENGINE
178	2011	ARROW XT	E-11	R	Y	OWNED	206PTC	ENGINE
179	2011	ARROW XT	E-12	F	Y	OWNED	206PTC	ENGINE
180	2011	ARROW XT	E-16	F	Y	OWNED	206PTC	ENGINE
181	2011	ARROW XT	E-19	F	Y	OWNED	206PTC	ENGINE
182	2011	ARROW XT	E-55	R	Y	OWNED	206PTC	ENGINE
183	2015	ARROW XT	E-1	F	Y	OWNED	206PTC	ENGINE
184	2015	ARROW XT	E-2	F	Y	OWNED	206PTC	ENGINE
185	2015	ARROW XT	E-61	R	Y	OWNED	206PTC	ENGINE
186	2015	ARROW XT	E-13	F	Y	OWNED	206PTC	ENGINE
187	2015	ARROW XT	E-20	F	Y	OWNED	206PTC	ENGINE
188	2015	ARROW XT	E-22	F	Y	OWNED	206PTC	ENGINE
189	2015	ARROW XT	E-15	F	Y	OWNED	206PTC	ENGINE
190	2015	ARROW XT	E-25	F	Y	OWNED	206PTC	ENGINE
191	2015	ARROW XT	E-31	F	Y	OWNED	206PTC	ENGINE
192	2015	ARROW XT	E-33	F	Y	OWNED	206PTC	ENGINE
193	2017	ARROW XT	E-7	F	Y	OWNED	206PTC	ENGINE
194	2019	ARROW XT	E-8	F	Y	OWNED	206PTC	ENGINE
195	2019	ARROW XT	E-12	F	Y	OWNED	206PTC	ENGINE
196	2019	ARROW XT	E-16	F	Y	OWNED	206PTC	ENGINE
197	2019	ARROW XT	E-18	F	Y	OWNED	206PTC	ENGINE
200	2008	K3500	CSU-4	F	Y	OWNED	206RVC	SPECIALTY
201	2008	K3500	CSU-2	F	Y	OWNED	206RVC	SPECIALTY

S-#	YEAR	MODEL	ASSIGNED	FRONTLINE/ RESERVE	RESPONSE ASSET	OWNED/ LEASED	CARRS CODE	CARRS CLASS
202	2008	K3500	CSU-3	F	Y	OWNED	206RVC	SPECIALTY
203	2008	K3500	CSU-1	F	Y	OWNED	206RVC	SPECIALTY
204	2008	K3500	CSU-5	F	Y	OWNED	206RVC	SPECIALTY
205	2008	K3500	CSU-6	F	Y	OWNED	206RVC	SPECIALTY
212	2000	F450	RS-2 SUPPORT	F	Y	OWNED	206RVC	SPECIALTY
213	2000	F450	RS-3 SUPPORT	F	Y	OWNED	206RVC	SPECIALTY
214	2000	F450	RS-1 SUPPORT	F	Y	OWNED	206RVC	SPECIALTY
215	2002	F550	BRUSH UNIT	F	Y	OWNED	206RVC	SPECIALTY
216	2006	TAHOE	HSSO K-9 RESERVE	R	Y	OWNED	206AVC	SPECIALTY
218	2006	TAHOE	HSSO K-9 RESERVE	R	Y	OWNED	206AVC	SPECIALTY
219	2006	TAHOE	TA	R	Y	OWNED	206AVC	LIGHT DUTY
221	2007	TAHOE	EMS-RESERVE	F	Y	OWNED	206CVC	COMMAND
223	2008	BUS	MEDICAL BUS 1	F	Y	OWNED	206RVC	SPECIALTY
224	2007	TRUCK	MED SUPPORT	F	Y	OWNED	206RVC	SPECIALTY
225	2007	TAHOE	DFC-EMS	F	Y	OWNED	206AVC	COMMAND
227	2007	TAHOE	EMS-RESERVE	R	Y	OWNED	206CVC	COMMAND
228	2007	TAHOE	EMS-RESERVE	R	Y	OWNED	206CVC	COMMAND
229	2007	TAHOE	EMS-RESERVE	R	Y	OWNED	206CVC	COMMAND
230	2009	TAHOE	FIRE OPS CTR	R	Y	OWNED	206AVC	COMMAND
231	2009	SUBURBAN	HSSO BFC-RESERVE	R	Y	OWNED	206CVC	COMMAND
232	2009	SUBURBAN	BFC-RESERVE	R	Y	OWNED	206CVC	COMMAND
233	2009	SUBURBAN	BFC-RESERVE	R	Y	OWNED	206CVC	COMMAND
234	2010	SUBURBAN	BFC-RESERVE	R	Y	OWNED	206CVC	COMMAND
235	2011	SUBURBAN	BFC-5	R	Y	OWNED	206CVC	COMMAND
236	2010	SUBURBAN	BFC-RESERVE	R	Y	OWNED	206CVC	COMMAND
237	2009	SUBURBAN	HANDS ONLY CPR	F	Y	OWNED	206AVC	LIGHT DUTY
238	2009	SUBURBAN	RMD BFC-RESERVE	R	Y	OWNED	206CVC	COMMAND
239	2009	SUBURBAN	BFC-RESERVE	R	Y	OWNED	206CVC	COMMAND
240	2009	TAHOE	OUC LIASION	F	Y	OWNED	206AVC	COMMAND
241	2009	TAHOE	FIRE OPS CTR	R	Y	OWNED	206AVC	COMMAND
242	2009	2500 HD	Fire Investigation Unit K-9	F	Y	OWNED	206AVC	SPECIALTY
243	2009	2500 HD	Fire Investigation Unit K-9	F	Y	OWNED	206AVC	SPECIALTY
244	2009	2500 HD	HSSO- K-9	F	Y	OWNED	206AVC	SPECIALTY
245	2009	SUBURBAN	DFC -Operations	R	Y	OWNED	206CVC	COMMAND
246	2005	SUBURBAN	RADIO CACHE	F	Y	OWNED	206AVC	LIGHT DUTY
247	2010	TAHOE	DFC FPD	F	Y	OWNED	206AVC	COMMAND
248	2010	TAHOE	PIO	F	Y	OWNED	206AVC	COMMAND
249	2010	TAHOE	ORS	F	Y	OWNED	206AVC	LIGHT DUTY
250	2010	TAHOE	DFC-FM	F	Y	OWNED	206AVC	COMMAND
251	2010	TAHOE	DFC-HS	F	Y	OWNED	206AVC	COMMAND
252	2010	2500 HD	BFC-SO	R	Y	OWNED	206CVC	COMMAND
253	2010	TAHOE	EMS-RESERVE	R	Y	OWNED	206CVC	COMMAND
254	2010	TAHOE	EMS-RESERVE	R	Y	OWNED	206CVC	COMMAND
255	2010	TAHOE	Controlled Medication Program	F	Y	OWNED	206AVC	LIGHT DUTY
256	2011	TAHOE	BFC-TA	F	Y	OWNED	206CVC	COMMAND
257	2011	TAHOE	DFC-FAC	F	Y	OWNED	206CVC	COMMAND
258	2011	TAHOE	PIO DIRECTOR	F	Y	OWNED	206AVC	COMMAND
259	2011	TAHOE	MEDICAL DIRECTOR	F	Y	OWNED	206AVC	COMMAND
260	2011	TAHOE	DFC-MSO	F	Y	OWNED	206CVC	COMMAND
261	2015	SILVERADO P/U	BFC-1	F	Y	OWNED	206CVC	COMMAND
262	2015	SILVERADO P/U	BFC-2	F	Y	OWNED	206CVC	COMMAND
263	2015	SILVERADO P/U	BFC-3	F	Y	OWNED	206CVC	COMMAND
264	2016	SIERRA	BFC-4	F	Y	OWNED	206CVC	COMMAND

S-#	YEAR	MODEL	ASSIGNED	FRONTLINE/ RESERVE	RESPONSE ASSET	OWNED/ LEASED	CARRS CODE	CARRS CLASS
265	2018	SIERRA	BFC-5	F	Y	OWNED	206CVC	COMMAND
266	2016	SIERRA	BFC-6	F	Y	OWNED	206CVC	COMMAND
267	2018	SIERRA	BFC-SpOps	F	Y	OWNED	206CVC	COMMAND
268	2018	SIERRA	BFC-SAFO	F	Y	OWNED	206CVC	COMMAND
269	2018	SIERRA	DFC-Operations	F	Y	OWNED	206CVC	COMMAND
270	2009	SUBURBAN	HSSO K-9 RESERVE	R	Y	OWNED	206AVC	COMMAND
271	2015	TAHOE	EMS-1	F	Y	OWNED	206CVC	COMMAND
272	2016	TAHOE	EMS-2	F	Y	OWNED	206CVC	COMMAND
273	2015	TAHOE	EMS-3	F	Y	OWNED	206CVC	COMMAND
274	2016	TAHOE	EMS-4	F	Y	OWNED	206CVC	COMMAND
275	2018	TAHOE	EMS-5	F	Y	OWNED	206CVC	COMMAND
276	2015	TAHOE	EMS-6	F	Y	OWNED	206CVC	COMMAND
277	2018	TAHOE	EMS-7	F	Y	OWNED	206CVC	COMMAND
278	2018	TAHOE	EMS-8	F	Y	OWNED	206CVC	COMMAND
280	2016	TAHOE	FIRE CHIEF	F	Y	OWNED	206CVC	COMMAND
281	2017	TAHOE	AFC-EMS	F	Y	OWNED	206CVC	COMMAND
282	2017	TAHOE	AFC-Operations	F	Y	OWNED	206CVC	COMMAND
283	2017	TAHOE	DFC-HSSO	F	Y	OWNED	206CVC	COMMAND
284	2017	TAHOE	AFC-Services	F	Y	OWNED	206CVC	COMMAND
285	2017	TAHOE	AFC-Technical Services	F	Y	OWNED	206CVC	COMMAND
299	2015	TAURUS	Captain-Risk Mangement	F	Y	OWNED	206AVC	COMMAND
301	2003	JG00DA	TOWER-3	F	Y	OWNED	206LTC	TRUCK
303	2005	TT06DA	T-4	F	Y	OWNED	206LTC	TRUCK
304	2006	TT06DA	T-42	F	Y	OWNED	206LTC	TRUCK
305	2006	TT06DA	T-41	F	Y	OWNED	206LTC	TRUCK
306	2007	TT07DA	T-46	F	Y	OWNED	206LTC	TRUCK
307	2007	TTO7DA	T-16	F	Y	OWNED	206LTC	TRUCK
308	2009	TT06CM	T-2	F	Y	OWNED	206LTC	TRUCK
309	2009	TT06CM	T-8	F	Y	OWNED	206LTC	TRUCK
310	2010	TT06CM	T-11	F	Y	OWNED	206LTC	TRUCK
311	2010	TT06CM	T-12	F	Y	OWNED	206LTC	TRUCK
312	2010	TT06CM	T-10	F	Y	OWNED	206LTC	TRUCK
313	2010	TT06CM	T-17	F	Y	OWNED	206LTC	TRUCK
314	2013	AERIAL EAGLE	T-5	F	Y	OWNED	206LTC	TRUCK
315	2010	TDA	T-15	F	Y	OWNED	206LTC	TRUCK
316	2014	TDA	T-14	F	Y	OWNED	206LTC	TRUCK
317	2014	TDA	T-6	F	Y	OWNED	206LTC	TRUCK
318	2014	TDA	T-9	F	Y	OWNED	206LTC	TRUCK
319	2014	TDA	T-7	F	Y	OWNED	206LTC	TRUCK
320	2014	TDA	T-13	F	Y	OWNED	206LTC	TRUCK
391	1998	TT06DA	T-44	R	Y	OWNED	206LTC	TRUCK
393	1999	TT06DA	T-43	R	Y	OWNED	206LTC	TRUCK
395	2000	TT06DA	T-34	R	Y	OWNED	206LTC	TRUCK
398	2003	TT06DA	T-40	R	Y	OWNED	206LTC	TRUCK
399	2003	TT06DA	T-47	R	Y	OWNED	206LTC	TRUCK
404	2006	IMPALA	Fire Investigation Unit	F	Y	OWNED	206AVC	SPECIALTY
408	2011	SILVERADO 3500	Fire Investigation Unit	F	Y	OWNED	206AVC	SPECIALTY
409	2011	SILVERADO 3500	Fire Investigation Unit	F	Y	OWNED	206AVC	SPECIALTY
501	2014	4300	RESERVE	R	Y	OWNED	206AMC	AMBULANCE
502	2014	4300	RESERVE	R	Y	OWNED	206AMC	AMBULANCE
503	2014	4300	RESERVE	R	Y	OWNED	206AMC	AMBULANCE
504	2015	4300	M-33	F	Y	OWNED	206AMC	AMBULANCE
505	2015	4300	M-31	F	Y	OWNED	206AMC	AMBULANCE

S-#	YEAR	MODEL	ASSIGNED	FRONTLINE/ RESERVE	RESPONSE ASSET	OWNED/ LEASED	CARRS CODE	CARRS CLASS
506	2015	4300	M-5	F	Y	OWNED	206AMC	AMBULANCE
507	2015	4300	RESERVE	R	Y	OWNED	206AMC	AMBULANCE
508	2015	4300	M-24	F	Y	OWNED	206AMC	AMBULANCE
509	2015	4300	M-21	F	Y	OWNED	206AMC	AMBULANCE
510	2015	4300	M-3	F	Y	OWNED	206AMC	AMBULANCE
511	2015	4300	M-25	F	Y	OWNED	206AMC	AMBULANCE
512	2015	4300	A-30	F	Y	OWNED	206AMC	AMBULANCE
513	2015	4300	M-17	F	Y	OWNED	206AMC	AMBULANCE
514	2015	4300	M-2	F	Y	OWNED	206AMC	AMBULANCE
515	2015	4300	M-14	F	Y	OWNED	206AMC	AMBULANCE
516	2015	4300	A-20	F	Y	OWNED	206AMC	AMBULANCE
517	2015	4300	M-27	F	Y	OWNED	206AMC	AMBULANCE
518	2015	4300	A-13	F	Y	OWNED	206AMC	AMBULANCE
519	2015	4300	A-19	F	Y	OWNED	206AMC	AMBULANCE
520	2016	4300	A-16	F	Y	OWNED	206AMC	AMBULANCE
521	2016	4300	A-1	F	Y	OWNED	206AMC	AMBULANCE
522	2016	4300	A-12	F	Y	OWNED	206AMC	AMBULANCE
523	2016	4300	A-23	F	Y	OWNED	206AMC	AMBULANCE
524	2016	4300	A-11	F	Y	OWNED	206AMC	AMBULANCE
525	2016	4300	A-15	F	Y	OWNED	206AMC	AMBULANCE
526	2016	4300	A-26	F	Y	OWNED	206AMC	AMBULANCE
527	2016	4300	A-9	F	Y	OWNED	206AMC	AMBULANCE
528	2016	4300	M-10	F	Y	OWNED	206AMC	AMBULANCE
529	2016	4300	M-8	F	Y	OWNED	206AMC	AMBULANCE
530	2016	4300	A-14	F	Y	OWNED	206AMC	AMBULANCE
531	2016	4300	M-30	F	Y	OWNED	206AMC	AMBULANCE
532	2016	4300	M-1	F	Y	OWNED	206AMC	AMBULANCE
533	2016	4300	A-4	F	Y	OWNED	206AMC	AMBULANCE
534	2016	4300	M-19	F	Y	OWNED	206AMC	AMBULANCE
535	2016	4300	A-22	F	Y	OWNED	206AMC	AMBULANCE
536	2016	4300	A-29	F	Y	OWNED	206AMC	AMBULANCE
537	2016	4300	A-33	F	Y	OWNED	206AMC	AMBULANCE
542	2011	4300	SPEV	R	Y	OWNED	206AMC	AMBULANCE
543	2011	4300	SPEV	R	Y	OWNED	206AMC	AMBULANCE
544	2011	4300	SPEV	R	Y	OWNED	206AMC	AMBULANCE
545	2011	4300	SPEV	R	Y	OWNED	206AMC	AMBULANCE
546	2011	4300	SPEV	R	Y	OWNED	206AMC	AMBULANCE
547	2011	4300	SPEV	R	Y	OWNED	206AMC	AMBULANCE
548	2011	4300	SPEV	R	Y	OWNED	206AMC	AMBULANCE
549	2011	4300	SPEV	R	Y	OWNED	206AMC	AMBULANCE
550	2011	4300	TA	R	Y	OWNED	206AMC	AMBULANCE
551	2011	4300	SPEV	R	Y	OWNED	206AMC	AMBULANCE
552	2012	4300	SPEV	R	Y	OWNED	206AMC	AMBULANCE
553	2012	4300	SPEV	R	Y	OWNED	206AMC	AMBULANCE
554	2012	4300	SPEV	R	Y	OWNED	206AMC	AMBULANCE
555	2012	4300	SPEV	R	Y	OWNED	206AMC	AMBULANCE
556	2012	4300	SPEV	R	Y	OWNED	206AMC	AMBULANCE
557	2012	4300	SPEV	R	Y	OWNED	206AMC	AMBULANCE
559	2012	4300	SPEV	R	Y	OWNED	206AMC	AMBULANCE
560	2012	4300	SPEV	R	Y	OWNED	206AMC	AMBULANCE
561	2012	4300	SPEV	R	Y	OWNED	206AMC	AMBULANCE
562	2012	4300	SPEV	R	Y	OWNED	206AMC	AMBULANCE
563	2012	4300	RESERVE	R	Y	OWNED	206AMC	AMBULANCE

S-#	YEAR	MODEL	ASSIGNED	FRONTLINE/ RESERVE	RESPONSE ASSET	OWNED/ LEASED	CARRS CODE	CARRS CLASS
564	2014	4300	RESERVE	R	Y	OWNED	206AMC	AMBULANCE
565	2014	4300	RESERVE	R	Y	OWNED	206AMC	AMBULANCE
566	2014	4300	RESERVE	R	Y	OWNED	206AMC	AMBULANCE
567	2014	4300	RESERVE	R	Y	OWNED	206AMC	AMBULANCE
568	2014	4300	RESERVE	R	Y	OWNED	206AMC	AMBULANCE
569	2014	4300	RESERVE	R	Y	OWNED	206AMC	AMBULANCE
570	2014	4300	SPEV	R	Y	OWNED	206AMC	AMBULANCE
571	2014	4300	SPEV	R	Y	OWNED	206AMC	AMBULANCE
572	2014	4300	RESERVE	R	Y	OWNED	206AMC	AMBULANCE
573	2014	4300	RESERVE	R	Y	OWNED	206AMC	AMBULANCE
574	2014	4300	RESERVE	R	Y	OWNED	206AMC	AMBULANCE
575	2014	4300	RESERVE	R	Y	OWNED	206AMC	AMBULANCE
576	2014	4300	RESERVE	R	Y	OWNED	206AMC	AMBULANCE
577	2014	4300	RESERVE	R	Y	OWNED	206AMC	AMBULANCE
578	2014	4300	RESERVE	R	Y	OWNED	206AMC	AMBULANCE
580	2014	4300	RESERVE	R	Y	OWNED	206AMC	AMBULANCE
581	2014	4300	RESERVE	R	Y	OWNED	206AMC	AMBULANCE
582	2014	4300	RESERVE	R	Y	OWNED	206AMC	AMBULANCE
583	2014	4300	RESERVE	R	Y	OWNED	206AMC	AMBULANCE
584	2014	4300	RESERVE	R	Y	OWNED	206AMC	AMBULANCE
585	2014	4300	RESERVE	R	Y	OWNED	206AMC	AMBULANCE
586	2014	4300	RESERVE	R	Y	OWNED	206AMC	AMBULANCE
587	2014	4300	RESERVE	R	Y	OWNED	206AMC	AMBULANCE
588	2014	4300	RESERVE	R	Y	OWNED	206AMC	AMBULANCE
589	2014	4300	RESERVE	R	Y	OWNED	206AMC	AMBULANCE
590	2014	4300	RESERVE	R	Y	OWNED	206AMC	AMBULANCE
591	2014	4300	A-61	R	Y	OWNED	206AMC	AMBULANCE
592	2014	4300	A-62	R	Y	OWNED	206AMC	AMBULANCE
593	2014	4300	A-63	R	Y	OWNED	206AMC	AMBULANCE
594	2014	4300	A-64	R	Y	OWNED	206AMC	AMBULANCE
595	2014	4300	A-65	R	Y	OWNED	206AMC	AMBULANCE
596	2014	4300	A-66	R	Y	OWNED	206AMC	AMBULANCE
597	2014	4300	RESERVE	R	Y	OWNED	206AMC	AMBULANCE
598	2014	4300	RESERVE	R	Y	OWNED	206AMC	AMBULANCE
599	2014	4300	RESERVE	R	Y	OWNED	206AMC	AMBULANCE
601	2000	CYC II	RESERVE	R	Y	OWNED	206RSC	SQUAD
602	2003	LANCE	FCU	F	Y	OWNED	206RSC	COMMAND
604	2002	CYCLONE	RESERVE	R	Y	OWNED	206RSC	SQUAD
606	1998	EAGLE134	HAZ MAT 2	F	Y	OWNED	206RSC	HAZ MAT

DC Fire and EMS Department - Fleet Assets

2/7/2019

S-#	YEAR	MODEL	ASSIGNED	FRONTLINE/ RESERVE	RESPONSE ASSET	OWNED/ LEASED	CARRS CODE	CARRS CLASS
607	2000	CYC II	RESERVE	R	Y	OWNED	206RSC	SQUAD
609	2003	F550	TUNNEL RES SUP UNIT	F	Y	OWNED	206RVC	SPECIALTY
610	2005	TZ40DA	HAZ MAT 1	F	Y	OWNED	206RSC	HAZ MAT
611	2014	4300	RESERVE	R	Y	OWNED	206AMC	AMBULANCE
612	2014	4300	RESERVE	R	Y	OWNED	206AMC	AMBULANCE
650	2015	3500	FB SUPPORT UNIT	F	Y	OWNED	206AVC	SPECIALTY
700	2006	C4500	Fleet	F	N	OWNED	206RVC	SPECIALTY
701	2010	C3500	Fleet	F	N	OWNED	206RVC	LIGHT DUTY
702	2011	Striker	FOAM UNIT 2	F	Y	OWNED	206RVC	SPECIALTY
706	2006	C3500	Fleet	F	N	OWNED	206RVC	COMMAND
710	2004	TC4400A	MEDICAL BUS 2	F	Y	OWNED	206RVC	LIGHT DUTY
711	2004	TRACTOR	HSSO (E-29)	F	N	OWNED	206RVC	SPECIALTY
712	2000	CGP45	TA	F	N	OWNED	206MPC	SPECIALTY
713	2004	GATOR	HSSO (FB)	F	N	OWNED	206RVC	SPECIALTY
714	1988	FORK LIFT	LOGS	F	N	OWNED	206MPC	SPECIALTY
716	2001	FOAM UNIT	FOAM UNIT 1	F	N	OWNED	206RVC	SPECIALTY
719	2007	C-5500	Fleet	F	N	OWNED	206MPC	SPECIALTY
720	2000	M6500	HAZ MAT UNIT	F	Y	OWNED	206RVC	SPECIALTY
721	2000	M6500	Cave In Support Unit	F	Y	OWNED	206RVC	SPECIALTY
722	2013	MF13	Fleet	F	Y	OWNED	206RVC	SPECIALTY
724		Tractor-870	TA	F	N	OWNED	206MPC	SPECIALTY
725	2007	357	Fleet	F	Y	OWNED	206RVC	SPECIALTY
726	2004	FE 4800	MEDICAL BUS 3	F	Y	OWNED	206RVC	SPECIALTY
727	2005	C5500	FFA-CANTEEN	F	Y	OWNED	206RVC	SPECIALTY
729	1999	E350	Scheduled For Disposal		N	OWNED	206AVC	SPECIALTY
730	2010	Step Van	RMD	F	N	OWNED	206MPC	LIGHT DUTY
731	1998	F-800	LOGS	F	N	OWNED	206MPC	LIGHT DUTY
733	1999	F350	TAU-2	F	Y	OWNED	206RVC	LIGHT DUTY
735	1946	ANTIQUE	Parade Fire Truck	R	N	OWNED		SPECIALTY
736	2005	F550	TAU-1	F	Y	OWNED	206RVC	SPECIALTY
737	1999	F-800	RESERVE LUMBER	R	Y	OWNED	206RVC	SPECIALTY
745	1999	CK20906	Fleet	F	N	OWNED	206AVC	SPECIALTY
746	2006	TRAILER	TA	F	N	OWNED	TRL	LIGHT DUTY
747	2005	C5500	FFA-REHAB	F	Y	OWNED	206RVC	SPECIALTY
748	2006	GATOR	TA	F	N	OWNED	206MPC	SPECIALTY
749	2002	F450	LOGS	F	N	OWNED	206MPC	SPECIALTY
750	2002	F450	Fleet	F	N	OWNED	206MPC	SPECIALTY
751	2002	CK36003	LOGS	F	N	OWNED	206MPC	SPECIALTY
752	1988	Step Van	FFA-Reserve Canteen	R	N	OWNED	206MPC	LIGHT DUTY
753	2003	E450	MCSU	F	Y	OWNED	206RVC	SPECIALTY
754	2003	E450	MCSU	F	Y	OWNED	206RVC	SPECIALTY
755	2006	E350	MD-4	F	Y	OWNED	206RVC	SPECIALTY
756	2006	M2106	AIR-1	F	Y	OWNED	206RVC	SPECIALTY
760	2005	3500	LOGS	F	N	OWNED	206MPC	SPECIALTY
762	2005	2500	HSSO	F	N	OWNED	206MPC	LIGHT DUTY
763	2005	2500	LOGS	F	N	OWNED	206MPC	LIGHT DUTY
766	1997	E-250	Fire Prevention Division	F	N	OWNED	206AVC	LIGHT DUTY
767	2005	E350	HSSO	F	Y	OWNED	206RVC	LIGHT DUTY
768	2005	E350	MD-25	F	Y	OWNED	206RVC	LIGHT DUTY
769	2005	E350	MD-8	F	Y	OWNED	206RVC	SPECIALTY
770	1999	CLUB WAGON	TA	F	N	OWNED	206AVC	SPECIALTY

S-#	YEAR	MODEL	ASSIGNED	FRONTLINE/ RESERVE	RESPONSE ASSET	OWNED/ LEASED	CARRS CODE	CARRS CLASS
775	2008	Uplander	STREET CALL 1	R	N	OWNED	206AVC	SPECIALTY
776	2008	Uplander	STREET CALL 2	R	N	OWNED	206AVC	LIGHT DUTY
779	1999	CLUB WAGON	Fire Prevention Division	F	N	OWNED	206AVC	LIGHT DUTY
780	1999	F350	Fleet	F	N	OWNED	206MPC	LIGHT DUTY
787	2007	ASAP	GATOR 3	F	N	OWNED	206RVC	LIGHT DUTY
790	2001	EXCURSION	RADIO CACHE	F	Y	OWNED	206CVC	SPECIALTY
791	1999	XL450	LOGS	F	N	OWNED	206MPC	LIGHT DUTY
792	1999	CGP45	Fleet	F	N	OWNED	206MPC	LIGHT DUTY
793	1999	N/A	HSSO	F	N	OWNED	TRL	SPECIALTY
794	2007	SKID LOADER	TA	F	N	OWNED	206MPC	SPECIALTY
799	1999	FL 80	AIR-2	F	Y	OWNED	206RVC	SPECIALTY
801	1962	CUSTOM	FIRE BOAT-1	F	Y	OWNED	NFB01C	SPECIALTY
802	2017	Custom	FIRE BOAT-2	F	Y	OWNED	NFB01C	BOAT
803	2015	N/A	FIRE BOAT 3	F	Y	OWNED	NFB01C	BOAT
805	2003	BT MASTER	FIRE BOAT TRAILER	F	N	OWNED	TRL	BOAT
810	2005	TRAILER	HANDS ONLY CPR	F	N	OWNED	TRL	SPECIALTY
811	2005	Utility Trailer	SOD Trailer	F	N	OWNED	TRL	SPECIALTY
812	2005	TRAILER	RS-2	F	N	OWNED	TRL	SPECIALTY
813	2005	Utility Trailer	SOD Trailer	F	N	OWNED	TRL	SPECIALTY
814	2005	TRAILER	GATOR	F	N	OWNED	TRL	SPECIALTY
815	2005	TRAILER	GATOR	F	N	OWNED	TRL	SPECIALTY
816	2008	ASAP Trailer	SOD Trailer	F	N	OWNED	TRL	SPECIALTY
817	2007	TRAILER NEW HOLLAND SKID STEER	TA	F	N	OWNED	TRL	SPECIALTY
818	2006	TRAILER	Below Grade Tunnel Rescue	F	N	OWNED	TRL	SPECIALTY
819	1999	TRAILER	HSSO	F	N	OWNED	TRL	SPECIALTY
820	2009	TRAILER	FIRE BOAT	F	N	OWNED	TRL	SPECIALTY
822	2008	TW 00DA	RS-2	F	Y	OWNED	206RSC	SPECIALTY
823	2011	ARROW XT	RS-1	F	Y	OWNED	206RSC	SQUAD
824	2009	eLXD LSV/NEV/ZEV	MINI AMBULANCE	F	Y	OWNED	206RVC	SQUAD
825	2011	ARROW XT	RS-3	F	Y	OWNED	206RSC	SPECIALTY
827	2010	TRAILER	MASS DECON 2	F	N	OWNED	TRL	SQUAD
828	2010	TRAILER	MASS DECON 1	F	N	OWNED	TRL	SPECIALTY
829	2010	TRAILER	MASS DECON 3	F	N	OWNED	TRL	SPECIALTY
830	2011	INTEGRATED RE	TA	F	Y	OWNED	206RVC	SPECIALTY
831	2013	TRAILER	TA	F	N	OWNED	TRL	SPECIALTY
832	2013	M2112	Cave In Unit	F	Y	OWNED	206RVC	SQUAD
833	2012	TRAILER	HSSO	F	N	OWNED	TRL	SPECIALTY
834	2000	TRAILER	HSSO	F	N	OWNED	TRL	SPECIALTY
835	2009	SUBURBAN	HSSO K-9 RESERVE	R	Y	OWNED	206AVC	SPECIALTY
837	2018	ARROW XT	HAZ MAT SUPPORT	F	Y	OWNED	206RVC	SPECIALTY
898	2012	TRAILER	HSSO	F	N	OWNED	TRL	SPECIALTY
899	2014	TRAILER	HSSO	F	N	OWNED	TRL	SPECIALTY
81301	2013	MULE	MULE 1	F	Y	OWNED	206RVC	SPECIALTY
81302	2013	MULE	MULE 2	F	Y	OWNED	206RVC	SPECIALTY
81303	2013	MULE	MULE 3	F	Y	OWNED	206RVC	SPECIALTY
81304	2013	MULE	MULE 4	F	Y	OWNED	206RVC	SPECIALTY
81305	2013	GATOR	GATOR	F	Y	OWNED	206RVC	SPECIALTY
81501	2015	MULE	MULE 5	F	Y	OWNED	206RVC	SPECIALTY
81502	2015	MULE	MULE 6	F	Y	OWNED	206RVC	SPECIALTY
91201	2012	TRAILER	TA	F	N	OWNED	TRL	SPECIALTY
91401	2014	TRAILER	TA	F	N	OWNED	TRL	SPECIALTY
558-18	2018	4300 SBA 4X2	A-27	F	Y	OWNED	206AMC	AMBULANCE

S-#	YEAR	MODEL	ASSIGNED	FRONTLINE/ RESERVE	RESPONSE ASSET	OWNED/ LEASED	CARRS CODE	CARRS CLASS
560-18	2018	4300 SBA 4X2	A-6	F	Y	OWNED	206AMC	AMBULANCE
564-18	2018	4300 SBA 4X2	A-18	F	Y	OWNED	206AMC	AMBULANCE
569-18	2018	4300 SBA 4X2	A-32	F	Y	OWNED	206AMC	AMBULANCE
570-18	2018	4300 SBA 4X2	M-7	F	Y	OWNED	206AMC	AMBULANCE
579-18	2018	4300 SBA 4X2	A-28	F	Y	OWNED	206AMC	AMBULANCE
TAG NUMBER	YEAR	MODEL	ASSIGNED	FRONTLINE/ RESERVE	RESPONSE ASSET	OWNED/ LEASED	TYPE	CARRS CLASS
G62-0634S	2016	RAM	FP	F	N	LEASED	SEDN	N/A
G10-1362R	2015	SONATA	FP	F	N	LEASED	SEDN	N/A
G10-1363R	2015	SONATA	FP	F	N	LEASED	SEDN	N/A
G10-2032P	2014	MALIBU	FP	F	N	LEASED	SEDN	N/A
G10-2033P	2014	MALIBU	FP	F	N	LEASED	SEDN	N/A
G10-2034P	2014	MALIBU	FP	F	N	LEASED	SEDN	N/A
G10-2101P	2014	MALIBU	FP	F	N	LEASED	SEDN	N/A
G10-2113P	2014	MALIBU	FP	F	N	LEASED	SEDN	N/A
G10-2114P	2014	MALIBU	OFC	F	N	LEASED	SEDN	N/A
G10-2115P	2014	MALIBU	FM	F	N	LEASED	SEDN	N/A
G10-2116P	2014	MALIBU	FM	F	N	LEASED	SEDN	N/A
G10-2117P	2014	MALIBU	OFC	F	N	LEASED	SEDN	N/A
G10-2351S	2016	200	FAC	F	N	LEASED	SEDN	N/A
G10-2530V	2018	FUSION	OFC	F	N	LEASED	SEDN	N/A
G10-2531V	2018	FUSION	FM	F	N	LEASED	SEDN	N/A
G10-2532V	2018	FUSION	PSO	F	N	LEASED	SEDN	N/A
G10-2533V	2018	FUSION	PSO	F	N	LEASED	SEDN	N/A
G10-2534V	2018	FUSION	FM	F	N	LEASED	SEDN	N/A
G10-2535V	2018	FUSION	FM	F	N	LEASED	SEDN	N/A
G10-2831R	2015	FUSION	TA	F	N	LEASED	SEDN	N/A
G10-2832R	2015	FUSION	FM	F	N	LEASED	SEDN	N/A
G10-2833R	2015	FUSION	FM	F	N	LEASED	SEDN	N/A
G10-2834R	2015	FUSION	FM	F	N	LEASED	SEDN	N/A
G10-2890R	2015	FUSION	PSO	F	N	LEASED	SEDN	N/A
G10-3529S	2016	200	FM	F	N	LEASED	SEDN	N/A
G10-3801S	2016	200	FM	F	N	LEASED	SEDN	N/A
G10-4114S	2016	200	FM	F	N	LEASED	SEDN	N/A
G10-5417M	2013	AVENGER	FM	F	N	LEASED	VAN	N/A
G62-1470S	2016	EXPLORER	FM	F	Y	LEASED	VAN	N/A
G62-0344S	2016	RAM	TA	F	N	LEASED	VAN	N/A
G62-3527S	2016	RAM	PSO	F	N	LEASED	VAN	N/A
G41-3206P	2014	GRAND CARAVAN	TA	F	N	LEASED	VAN	N/A
G41-3227P	2014	GRAND CARAVAN	SC 2	F	N	LEASED	VAN	N/A
G41-3248P	2014	GRAND CARAVAN	SC 1	F	N	LEASED	VAN	N/A
G41-3938P	2014	GRAND CARAVAN	TA	F	N	LEASED	VAN	N/A
G41-4911P	2015	GRAND CARAVAN	AD	F	N	LEASED	VAN	N/A
G41-4917U	2018	GRAND CARAVAN	LOGS	F	N	LEASED	VAN	N/A
G41-5186U	2018	GRAND CARAVAN	LOGS	F	N	LEASED	VAN	N/A
G42-0202U	2018	TRANSIT	LOGS	F	N	LEASED	VAN	N/A
G43-0224U	2017	TRANSIT	HSPRO	F	N	LEASED	TRK	N/A
G43-0468U	2017	TRANSIT	AD	F	N	LEASED	TRK	N/A
G43-3788R	2016	TRANSIT	FM FIU	F	N	LEASED	SUV	N/A
G43-3795R	2016	TRANSIT	AD	F	N	LEASED	TRK	N/A

FEMS Fleet Asset Table - Vehicle Type/Location Key			
Acronym	Definition	Acronym	Definition
A	Ambulance	LOGS	Logistics
AFCEMS	Assistant Fire Chief EMS	LUMBER	Lumber Truck
AFCIA	Assistant Fire Chief Internal Affairs	M	Medic
AFCOPS	Assistant Fire Chief Operations	MAB	Mask Casualty Bus
AFCSVC	Assistant Fire Chief Services	MCSU	Mass Casualty Support unit
AIR	Air Breathing Unit	MD	Medical Director
BFC	Battalion Fire Chief	MSO	Medical Services Office
Brush	Brush Fire Unit	OFC	Office of Fire Chief
CAR9	Field Maintenance Support Unit	OPS	Operation
CISU	Cave In Support Unit	ORS	State Safety Oversight
CSU	Customer Support Unit	PIO	Public Information Office
DFCEMS	Deputy Fire Chief EMS	PSO	Professional Standards Office
DFCSO	Deputy Fire Chief Special Ops	Radio	Radio Cache
E	Engine	Rehab	Rehabilitation Unit
EMS	Emergency Medical Support Unit	Reserve	Reserve
FAC	Facilities	RM	Risk Management
FB	Fire Boat	RR	Railroad
FBSU	Fireboat support unit	RS	Rescue Squad
FC	Fire Chief	RS-Reserve	Rescue Squad Reserve
FCU	Field Command Unit	RSS	Rescue Squad Support
Fleet	Fleet Maintenance Division	SAFO	Safety Officer
FM	Fire Marshall	SC	Street Call
FOC	Fire Operations Center	SO	Special Operation
FP	Fire Prevention	SPEV	Special Events
FU	Foam Unit	T	Truck
HAZ	Hazmat	TA	Training Academy
HQ	Headquarters	TAU	Twin Agent Unit
HSSO	Homeland Security Special Op	TRSU	Trailer Support Unit
IA	Internal Affairs		

District of Columbia Fire and EMS Department

CARES Utstein Survival Report Data Measures (FY 2012 to FY 2018)

FEMS Results (Counts)

Measure	FY 2012	FY 2013	FY 2014	FY 2015	FY 2016	FY 2017	FY 2018
Overall (Cardiac Etiology)	531	569	591	541	644	620	599
Bystander Witnessed (Cardiac Etiology)	143	199	168	166	196	210	203
Unwitnessed (Cardiac Etiology)	337	288	352	287	383	354	339
Utstein (Cardiac Etiology, Bystander Witnessed, VF/VT)	37	48	39	45	57	83	58
Utstein Bystander (Cardiac Etiology, Bystander Witnessed, with CPR, VF/VT)	17	23	15	21	31	38	35
CPR (Cardiac Etiology, Non-Healthcare Facility, Layperson)	381	381	435	384	474	483	439
Public AED Use (Cardiac Etiology, Public Location, Layperson)	75	76	81	84	138	159	132

NATIONAL Results (Counts)

Measure	FY 2012	FY 2013	FY 2014	FY 2015	FY 2016	FY 2017	FY 2018
Overall (Cardiac Etiology)	23,005	30,398	38,858	45,916	53,810	60,018	66,215
Bystander Witnessed (Cardiac Etiology)	8,796	11,789	14,949	17,490	20,515	22,848	25,619
Unwitnessed (Cardiac Etiology)	11,737	15,294	19,819	23,718	27,516	30,739	33,454
Utstein (Cardiac Etiology, Bystander Witnessed, VF/VT)	3,217	4,203	5,238	6,092	7,318	7,781	8,439
Utstein Bystander (Cardiac Etiology, Bystander Witnessed, with CPR, VF/VT)	1,802	2,398	3,173	3,684	4,375	4,594	4,935
CPR (Cardiac Etiology, Non-Healthcare Facility, Layperson)	17,140	22,701	28,926	34,412	40,054	44,613	49,372
Public AED Use (Cardiac Etiology, Public Location, Layperson)	3,093	4,020	5,213	6,259	7,670	8,376	8,850

CARES Query Date: **02/04/2019**

District of Columbia Fire and EMS Department

CARES Utstein Survival Report Data Measures (FY 2012 to FY 2018)

FEMS Results (Percentages)

Measure	FY 2012	FY 2013	FY 2014	FY 2015	FY 2016	FY 2017	FY 2018
% FEMS Overall	7.5%	6.0%	5.2%	6.3%	8.7%	10.8%	9.7%
% FEMS Bystander Witnessed	11.2%	10.6%	8.9%	10.2%	14.3%	18.1%	15.8%
% FEMS Unwitnessed	4.2%	2.1%	2.6%	3.5%	3.9%	4.8%	4.1%
% FEMS Utstein	29.7%	20.8%	23.1%	35.6%	29.8%	28.9%	43.1%
% FEMS Utstein Bystander	29.4%	34.8%	26.7%	38.1%	25.8%	42.1%	48.6%
% FEMS CPR	14.4%	21.5%	16.3%	18.8%	21.7%	25.9%	29.2%
% FEMS Public AED Use	5.3%	13.2%	11.1%	6.0%	10.9%	8.8%	9.8%

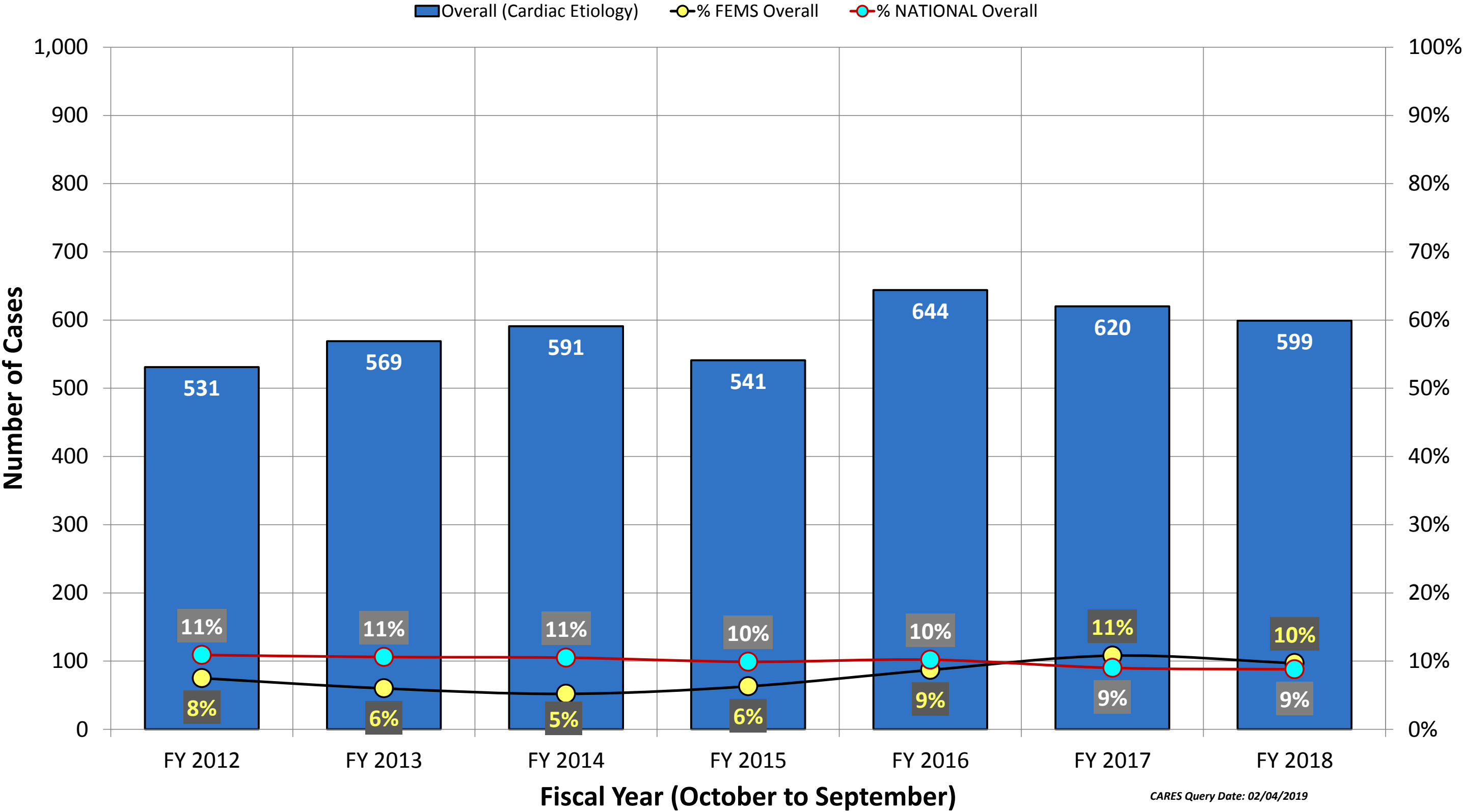
NATIONAL Results (Percentages)

Measure	FY 2012	FY 2013	FY 2014	FY 2015	FY 2016	FY 2017	FY 2018
% NATIONAL Overall	10.9%	10.6%	10.5%	9.9%	10.2%	9.0%	8.8%
% NATIONAL Bystander Witnessed	16.7%	16.1%	16.2%	15.8%	16.3%	14.3%	13.8%
% NATIONAL Unwitnessed	4.4%	4.4%	4.5%	3.9%	4.0%	3.4%	3.3%
% NATIONAL Utstein	33.6%	32.9%	33.2%	33.3%	33.4%	29.9%	29.8%
% NATIONAL Utstein Bystander	39.6%	37.8%	37.3%	37.5%	37.6%	33.4%	32.9%
% NATIONAL CPR	35.1%	37.4%	39.0%	39.2%	40.1%	38.7%	39.3%
% NATIONAL Public AED Use	10.8%	10.9%	10.6%	11.8%	12.4%	12.1%	13.1%

CARES Query Date: **02/04/2019**

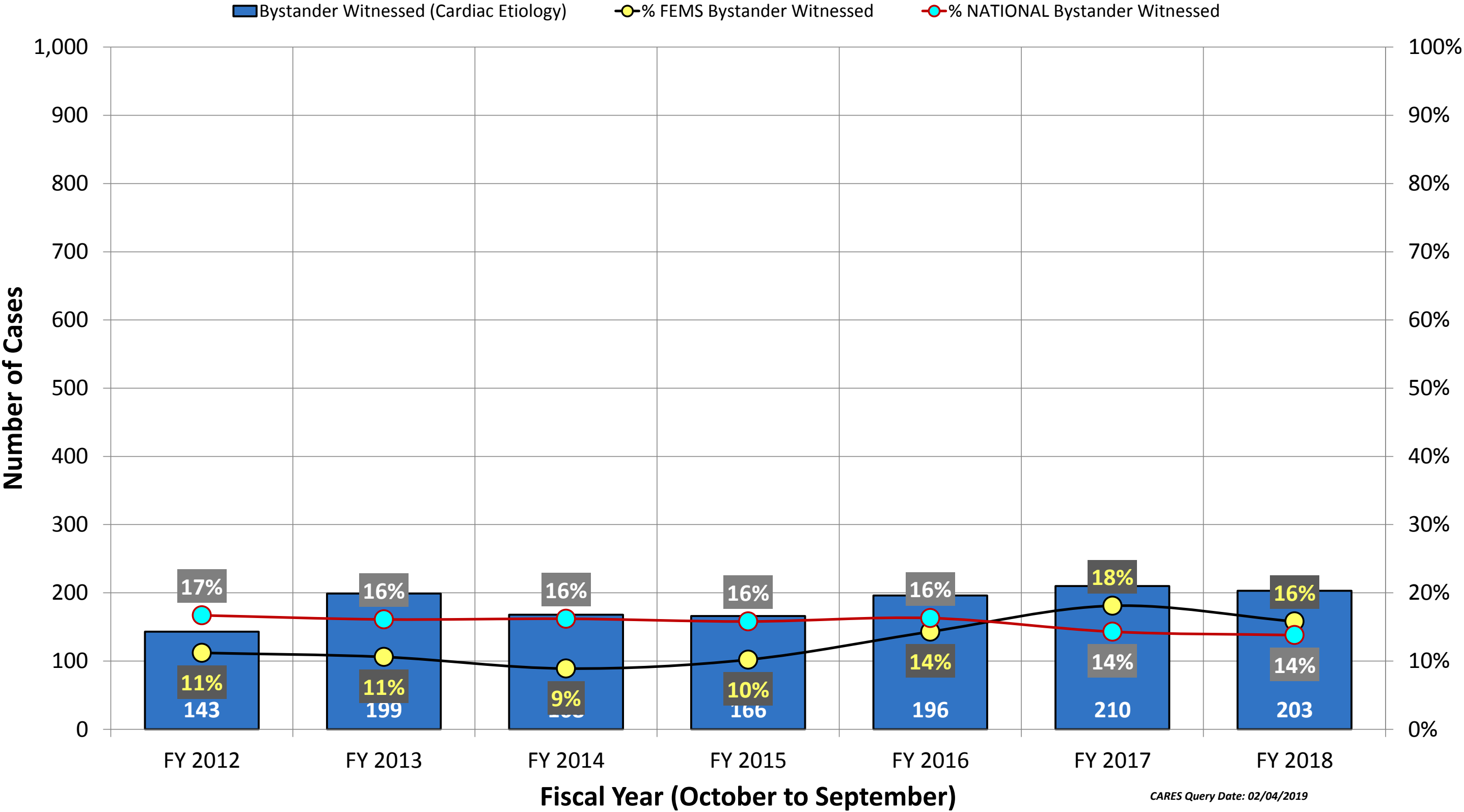
District of Columbia Fire and EMS Department

FEMS Utstein Report: Cardiac Arrest Survival Rates (Cardiac Etiology) - Chart 1



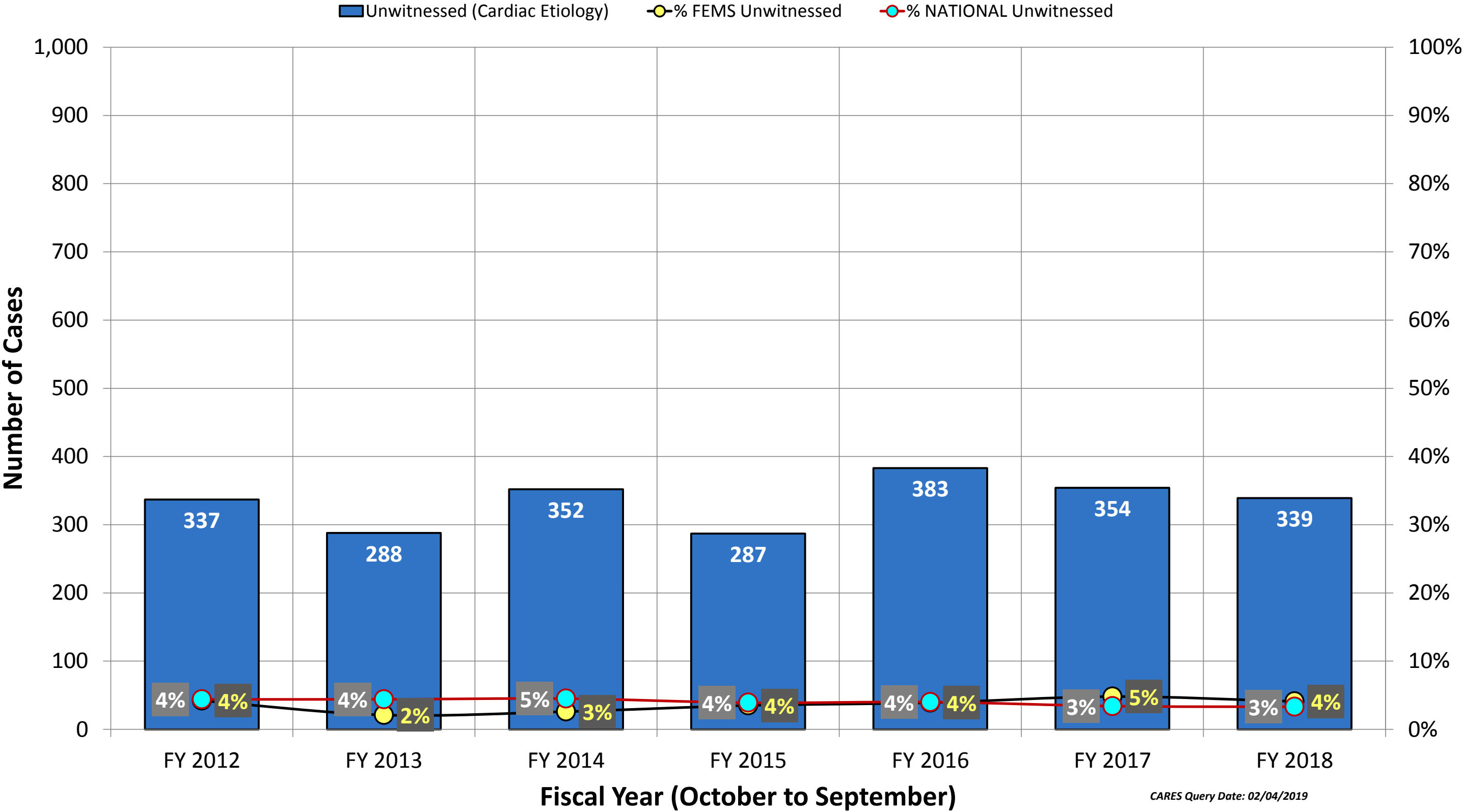
District of Columbia Fire and EMS Department

FEMS Utstein Report: Cardiac Arrest Survival Rates (Cardiac Etiology, Bystander Witnessed) - Chart 2



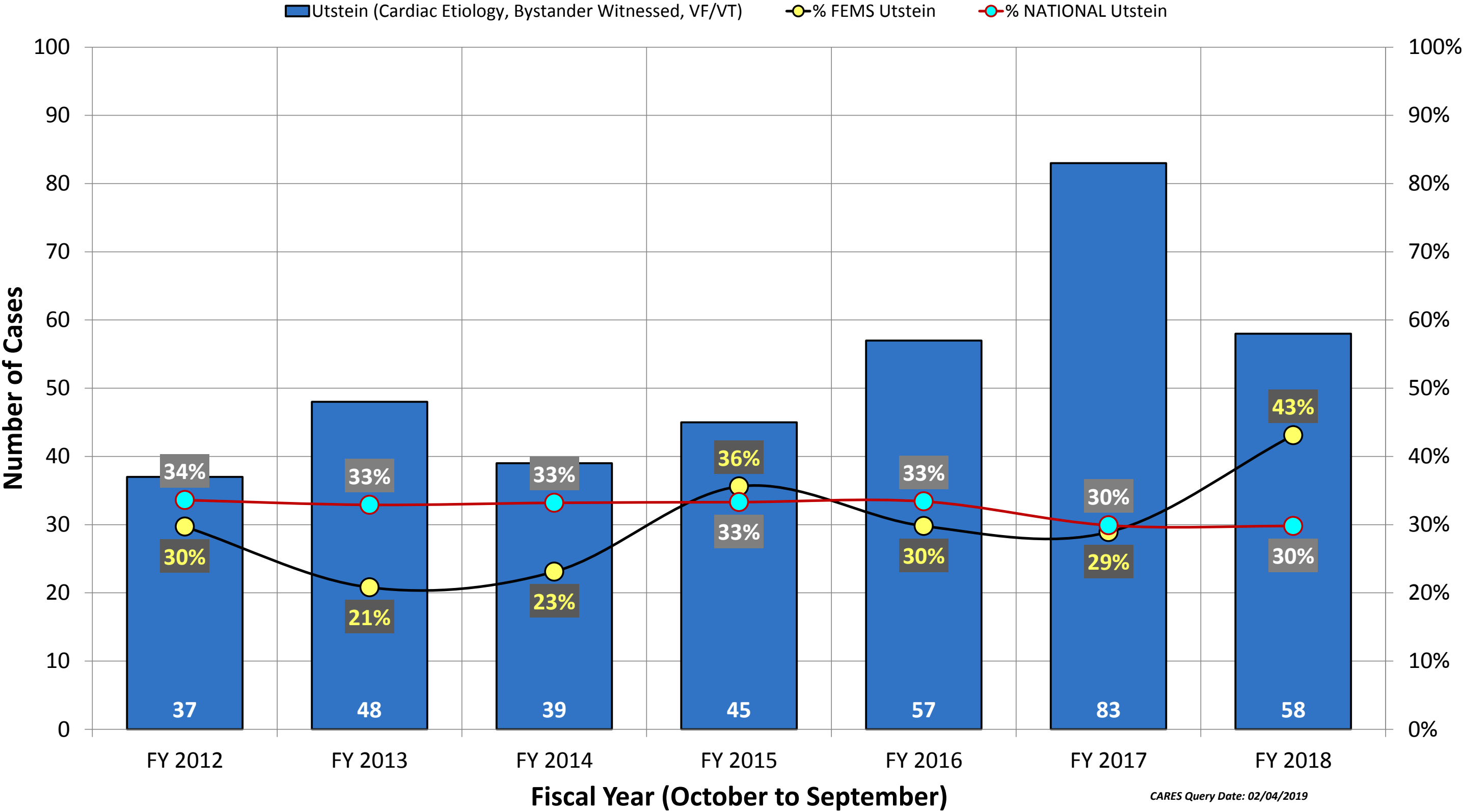
District of Columbia Fire and EMS Department

FEMS Utstein Report: Cardiac Arrest Survival Rates (Cardiac Etiology, Unwitnessed) - Chart 3



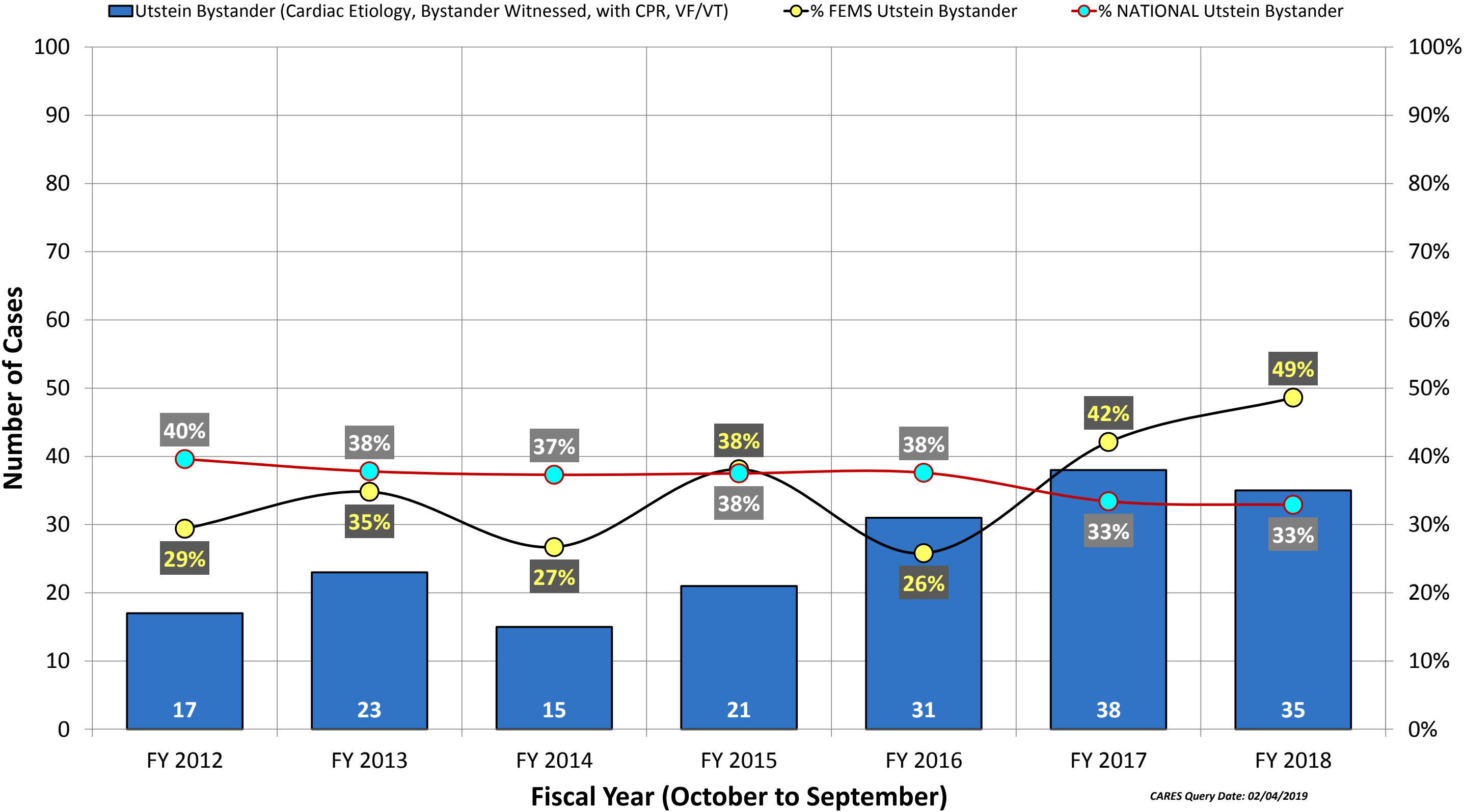
District of Columbia Fire and EMS Department

FEMS Utstein Report: Cardiac Arrest Survival Rates (Cardiac Etiology, Bystander Witnessed, VF/VT) - Chart 4



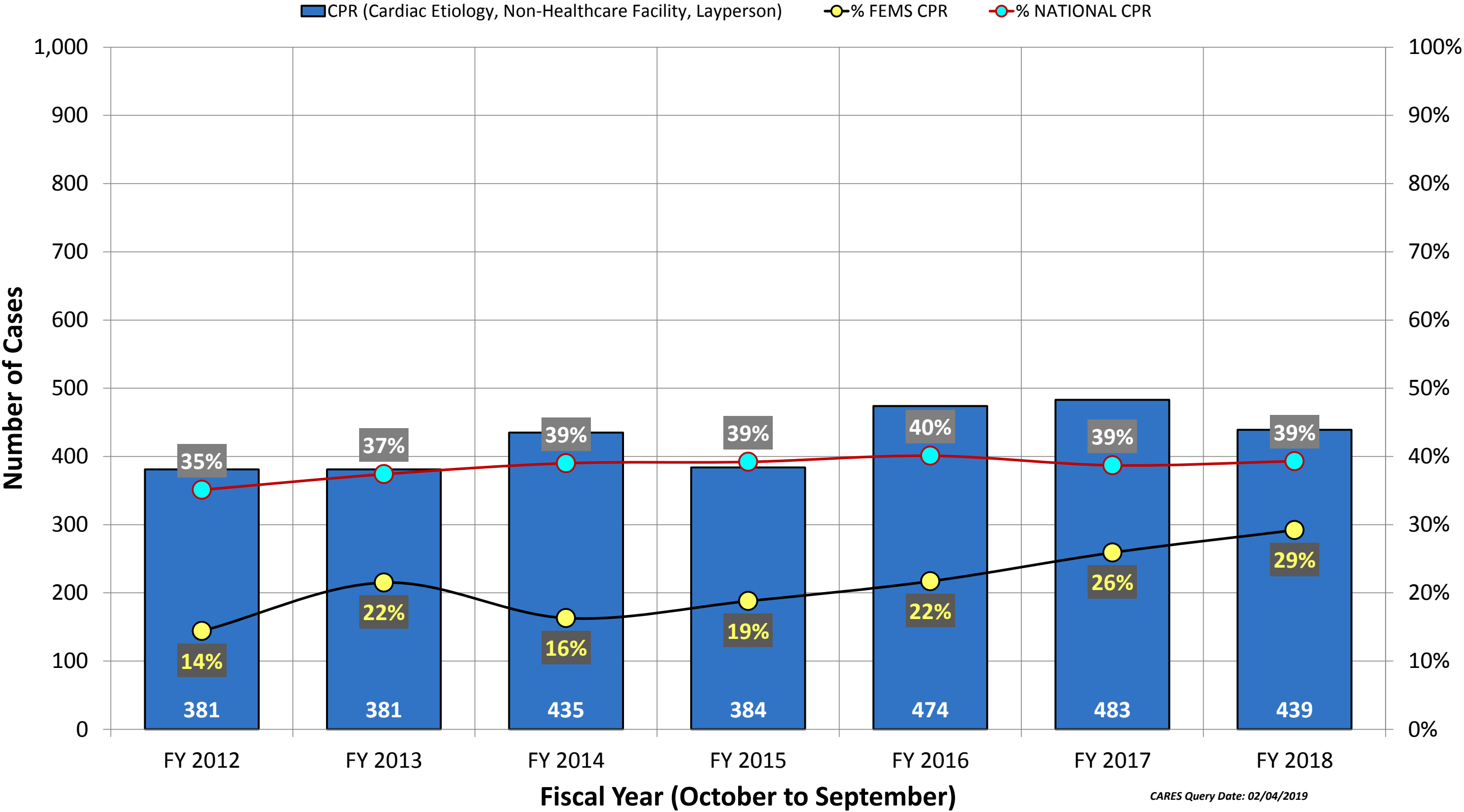
District of Columbia Fire and EMS Department

FEMS Utstein Report: Cardiac Arrest Survival Rates (Cardiac Etiology, Bystander Witnessed, with CPR, VF/VT) - Chart 5



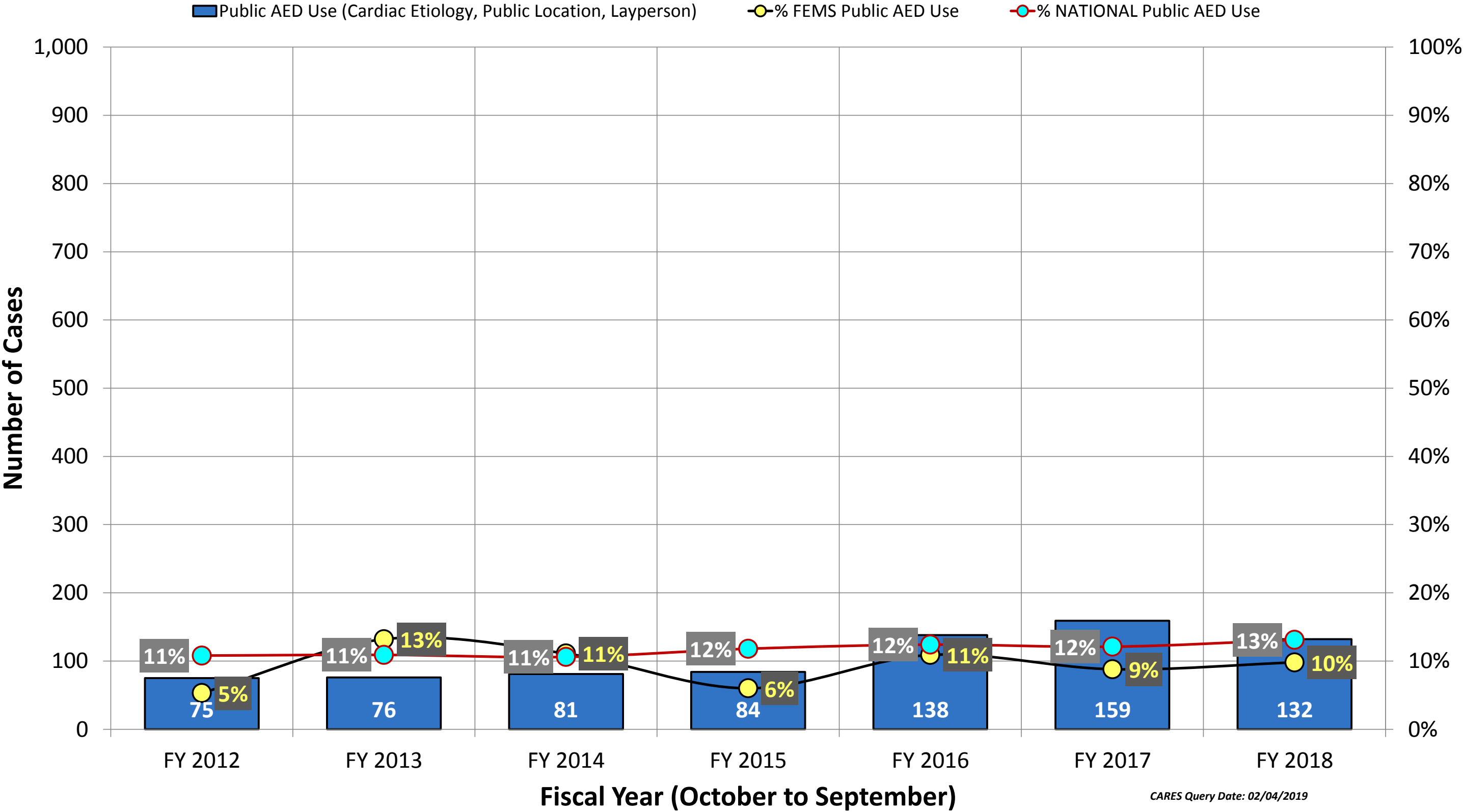
District of Columbia Fire and EMS Department

FEMS Utstein Report: Bystander Intervention Rates (Cardiac Etiology, Non-Healthcare Facility, Layperson) - Chart 6



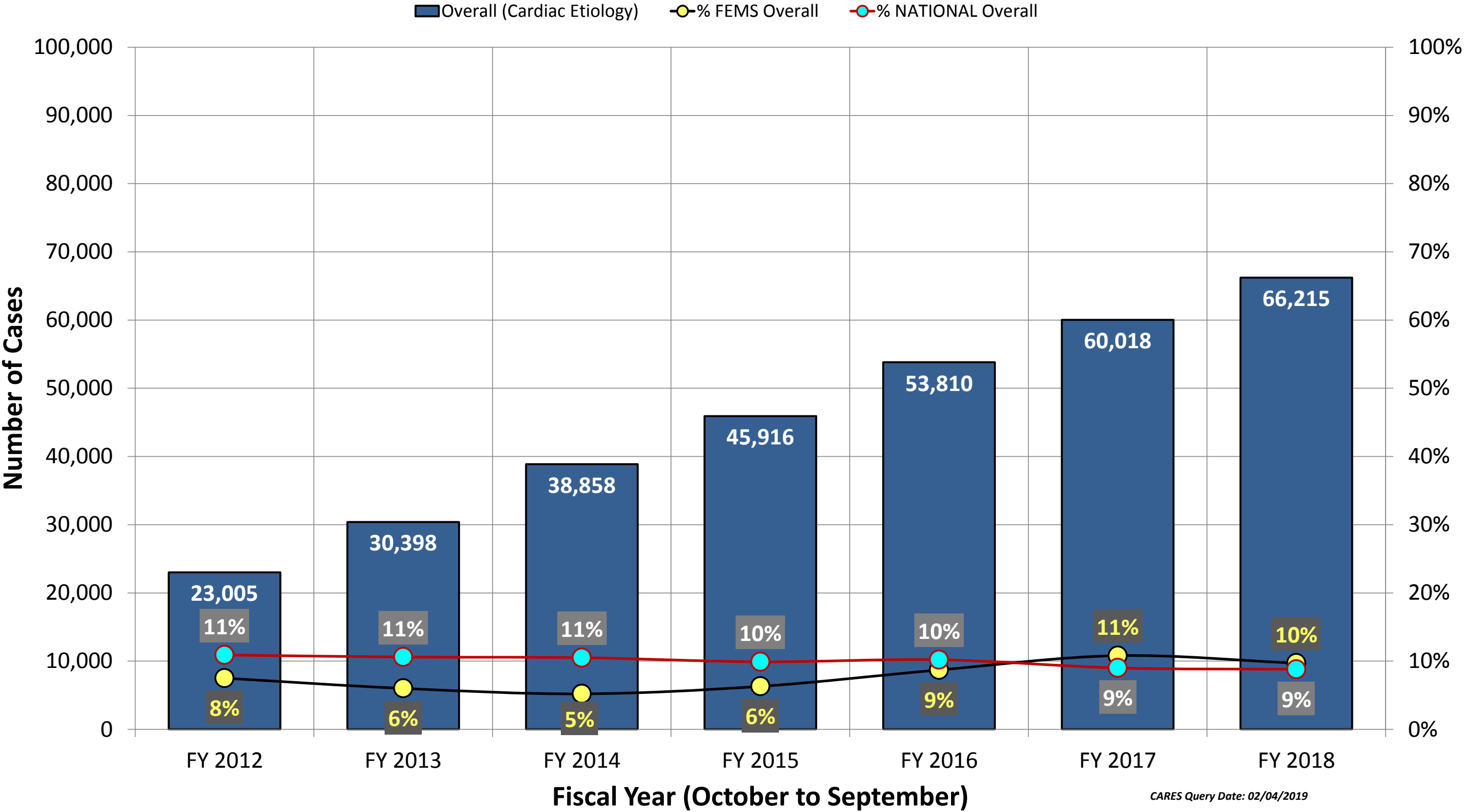
District of Columbia Fire and EMS Department

FEMS Utstein Report: Bystander Intervention Rates (Cardiac Etiology, Public Location, Layperson) - Chart 7



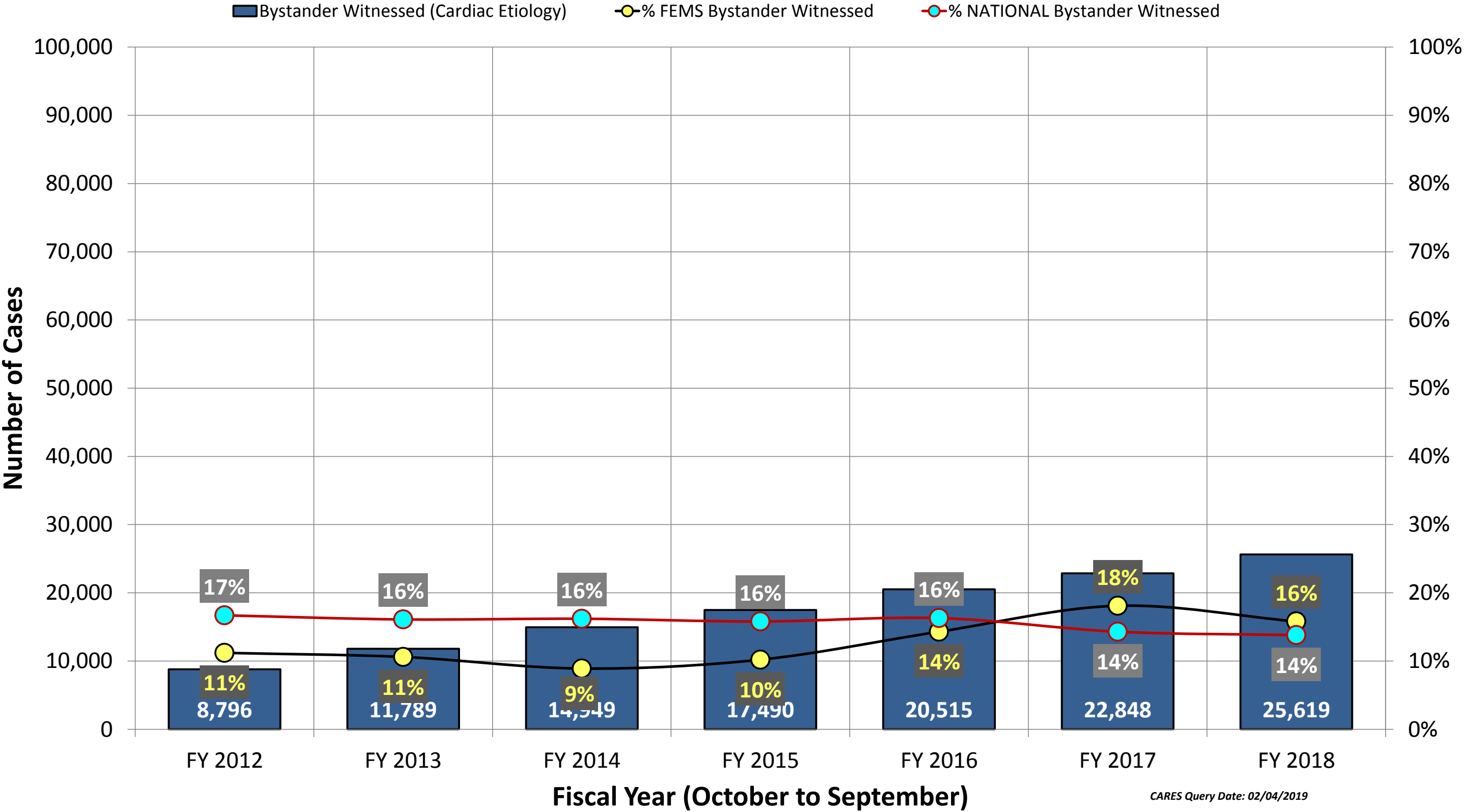
District of Columbia Fire and EMS Department

NATIONAL Utstein Report: Cardiac Arrest Survival Rates (Cardiac Etiology) - Chart 1-A



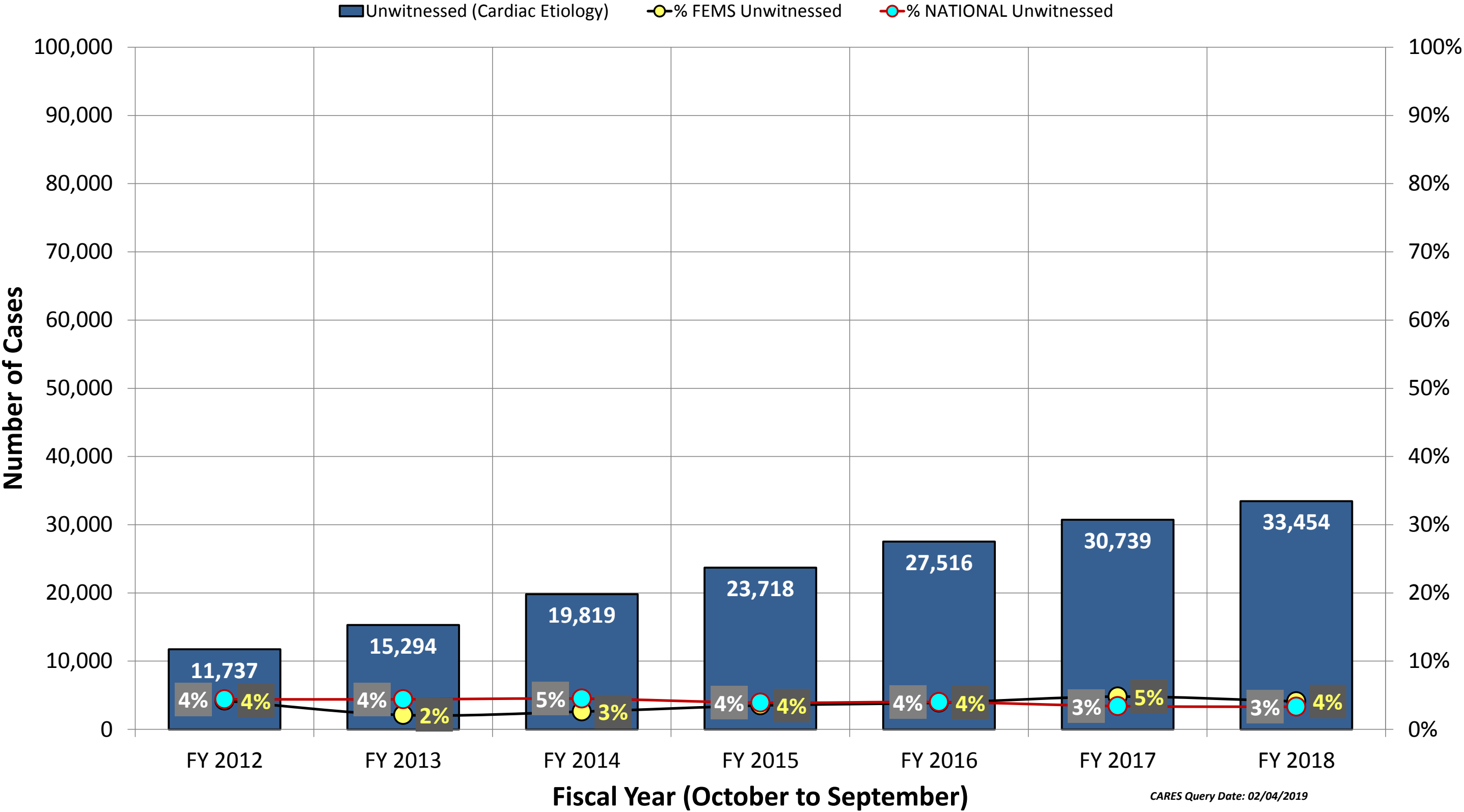
District of Columbia Fire and EMS Department

NATIONAL Utstein Report: Cardiac Arrest Survival Rates (Cardiac Etiology, Bystander Witnessed) - Chart 2-A



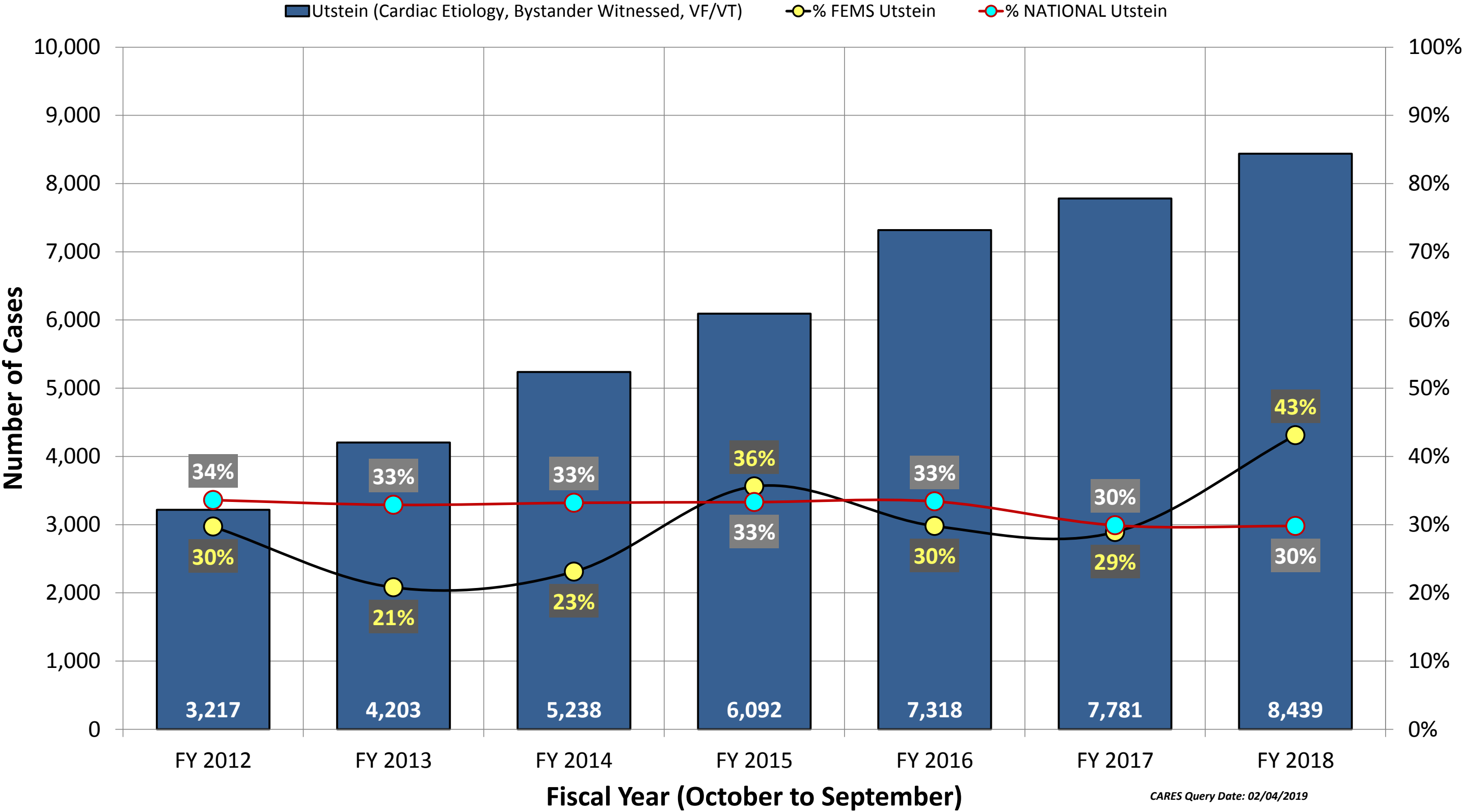
District of Columbia Fire and EMS Department

NATIONAL Utstein Report: Cardiac Arrest Survival Rates (**Cardiac Etiology, Unwitnessed**) - Chart 3-A



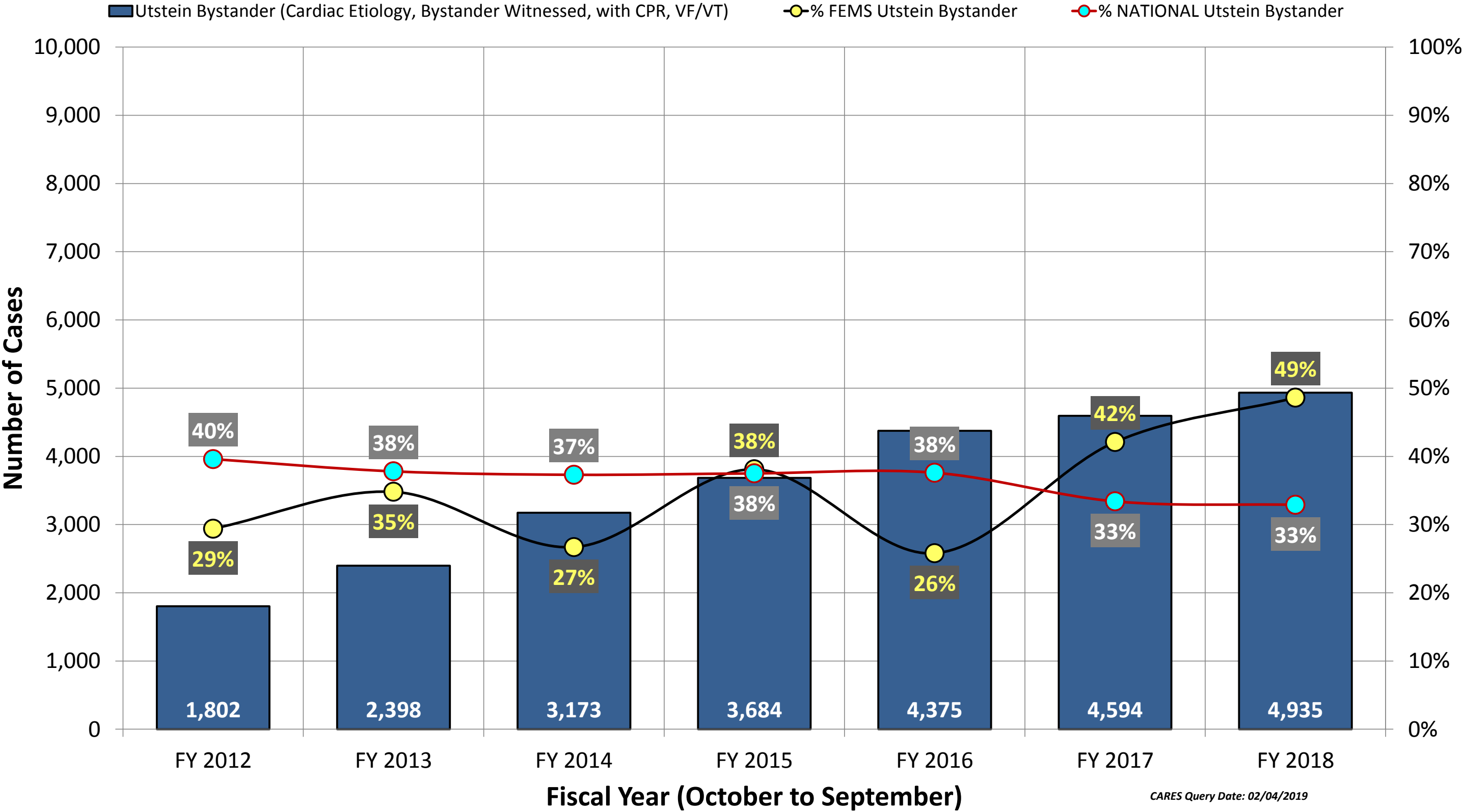
District of Columbia Fire and EMS Department

NATIONAL Utstein Report: Cardiac Arrest Survival Rates (Cardiac Etiology, Bystander Witnessed, VF/VT) - Chart 4-A



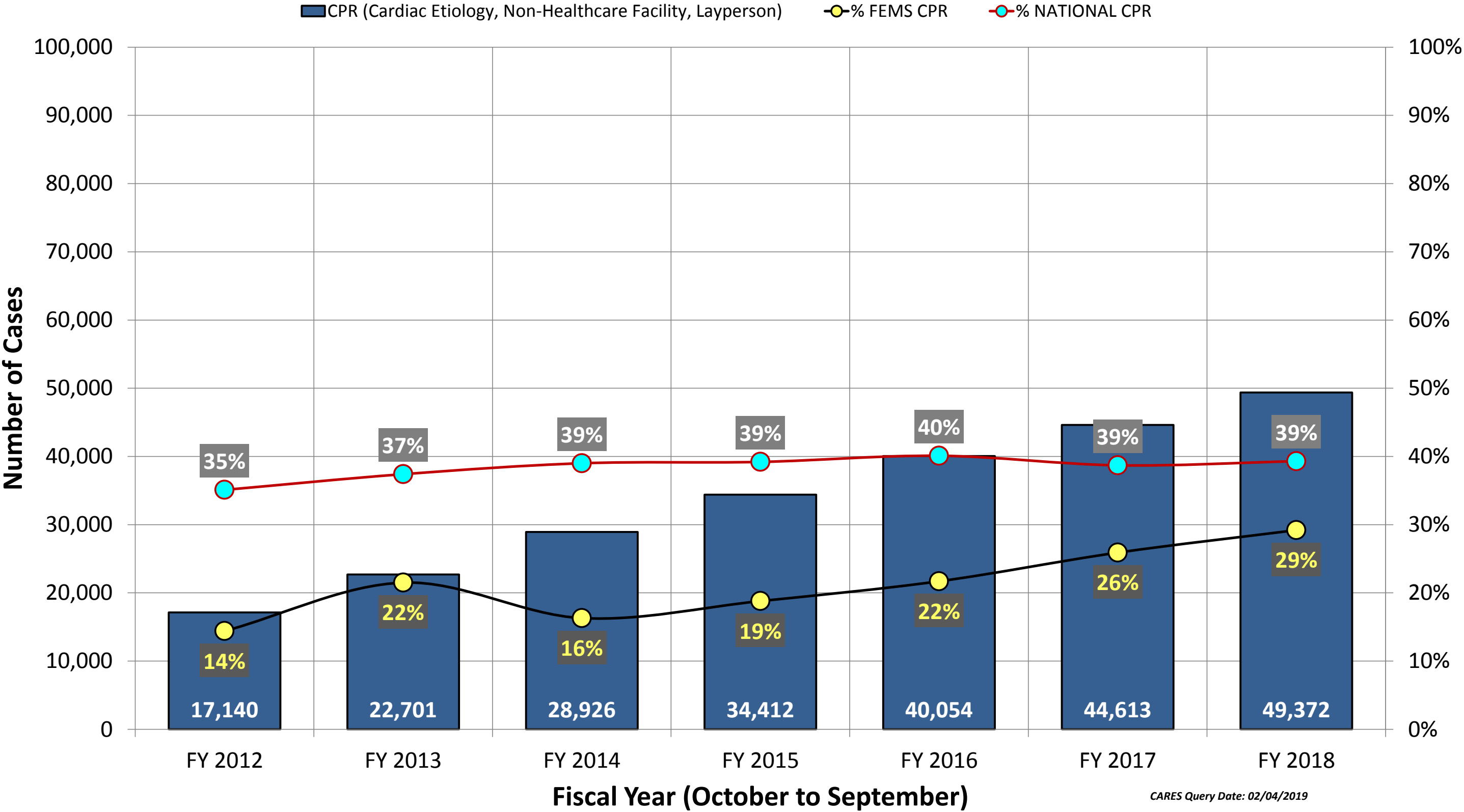
District of Columbia Fire and EMS Department

NATIONAL Utstein Report: Cardiac Arrest Survival Rates (Cardiac Etiology, Bystander Witnessed, with CPR, VF/VT) - Chart 5-A



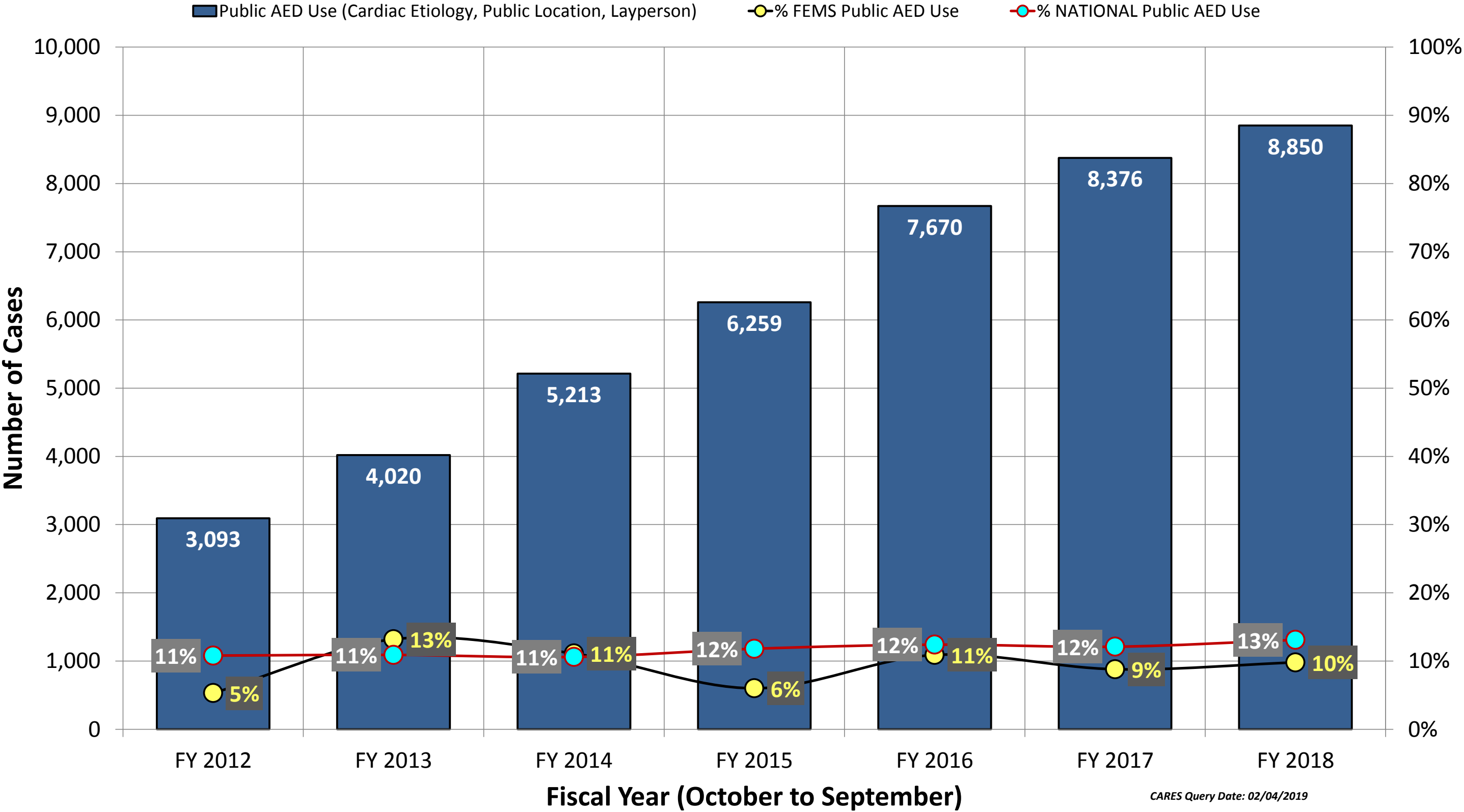
District of Columbia Fire and EMS Department

NATIONAL Utstein Report: Bystander Intervention Rates (Cardiac Etiology, Non-Healthcare Facility, Layperson) - Chart 6-A



District of Columbia Fire and EMS Department

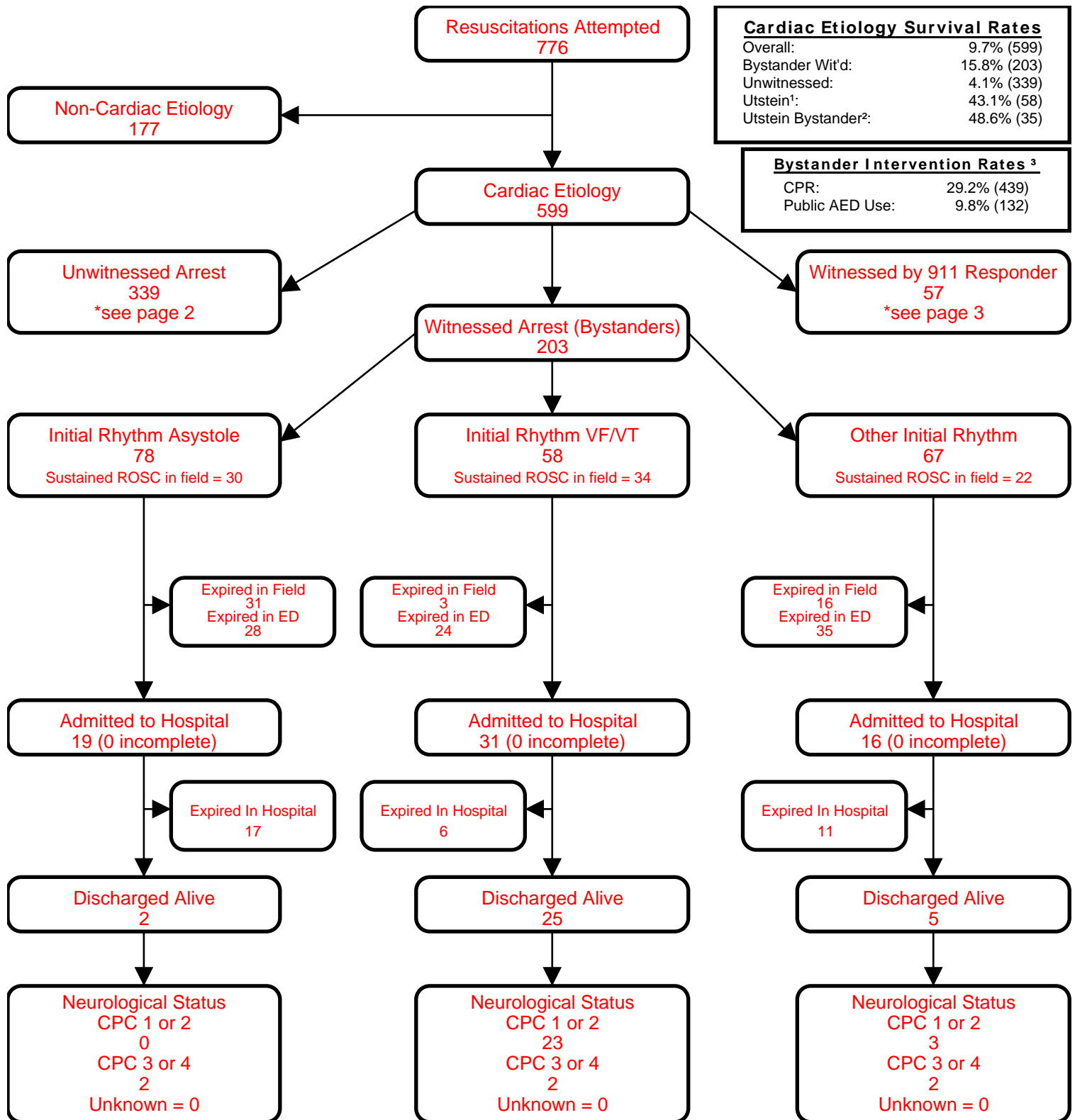
NATIONAL Utstein Report: Bystander Intervention Rates (Cardiac Etiology, Public Location, Layperson) - Chart 7-A



Utstein Survival Report

Washington DC Fire

First Responder: DCFEMS | Service Date: From 10/01/2017 Through 09/30/2018



¹Utstein: Witnessed by bystander and found in shockable rhythm.

²Utstein Bystander: Witnessed by bystander, found in shockable rhythm, and received some bystander intervention (CPR and/or AED application).

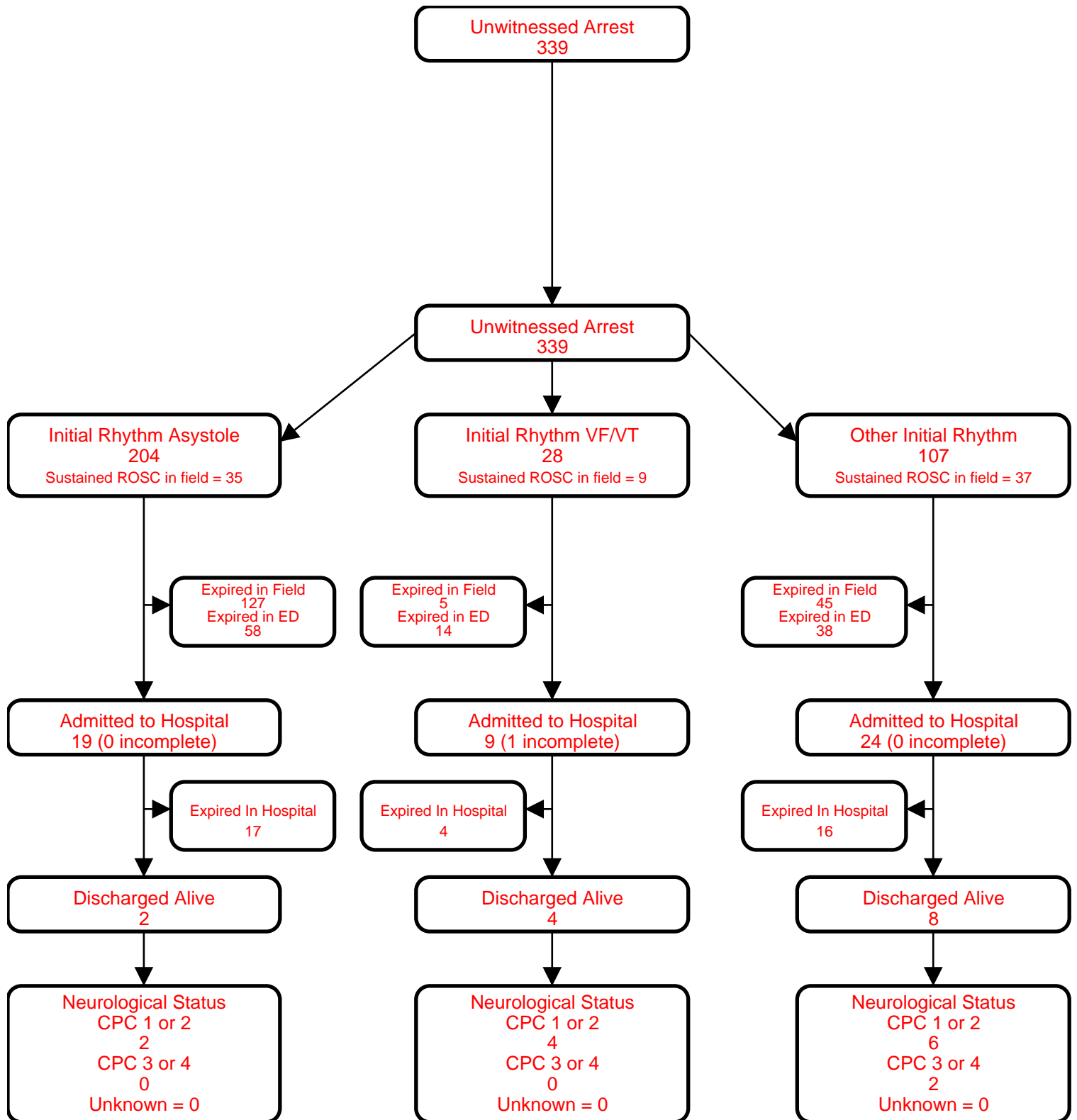
³Bystander CPR rate excludes 911 Responder Witnessed, Nursing Home, and Healthcare Facility arrests. Public AED Use rate excludes 911 Responder Witnessed, Home/Residence, Nursing Home, and Healthcare Facility arrests.

*Only data from the previous calendar year is fully audited. Data from the current calendar year is dynamic.

Utstein Survival Report

Washington DC Fire

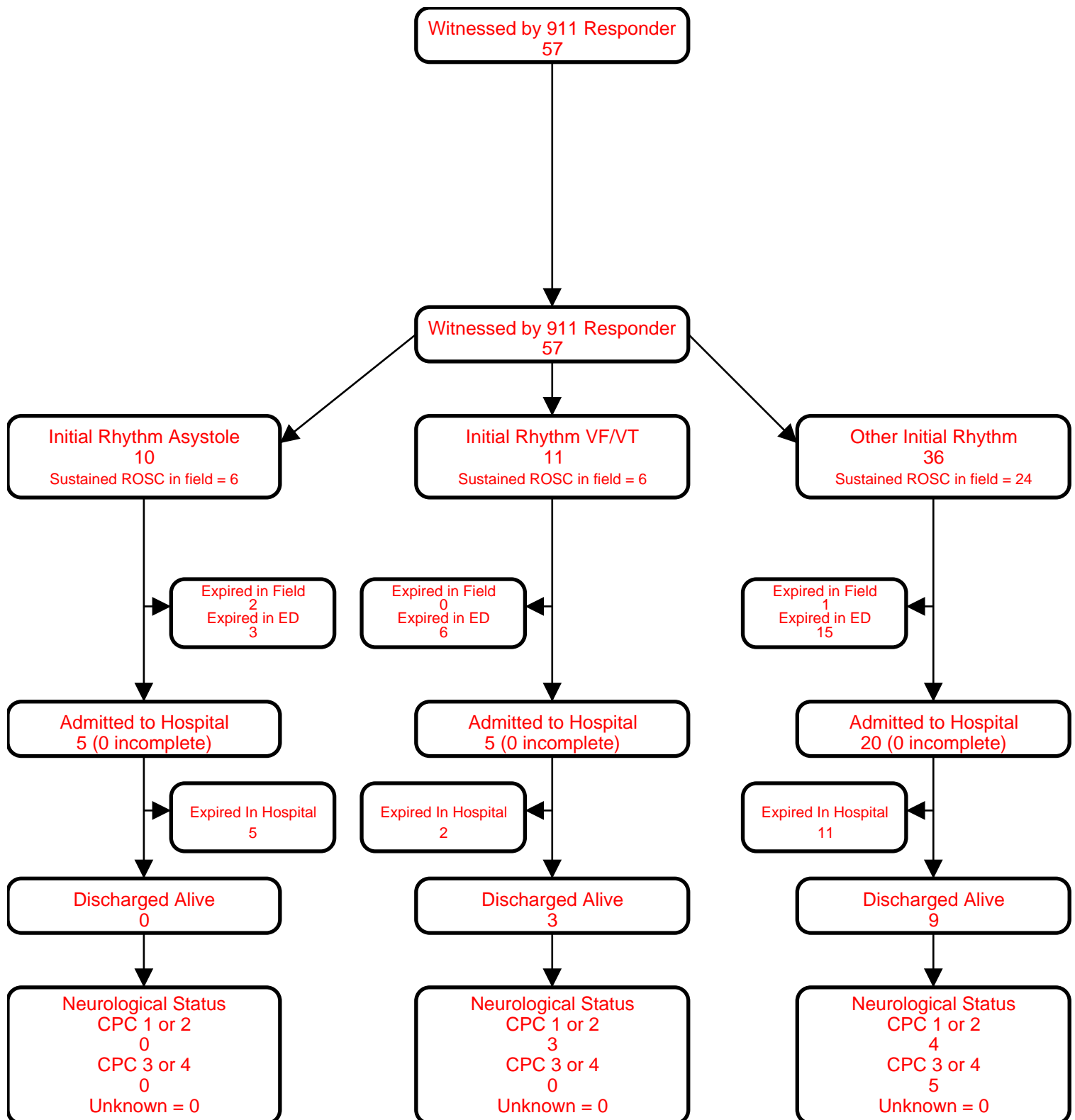
First Responder: DCFEMS | Service Date: From 10/01/2017 Through 09/30/2018



Utstein Survival Report

Washington DC Fire

First Responder: DCFEMS | Service Date: From 10/01/2017 Through 09/30/2018



Utstein Survival Report

Washington DC Fire

First Responder: DCFEMS | Service Date: From 10/01/2017 Through 09/30/2018

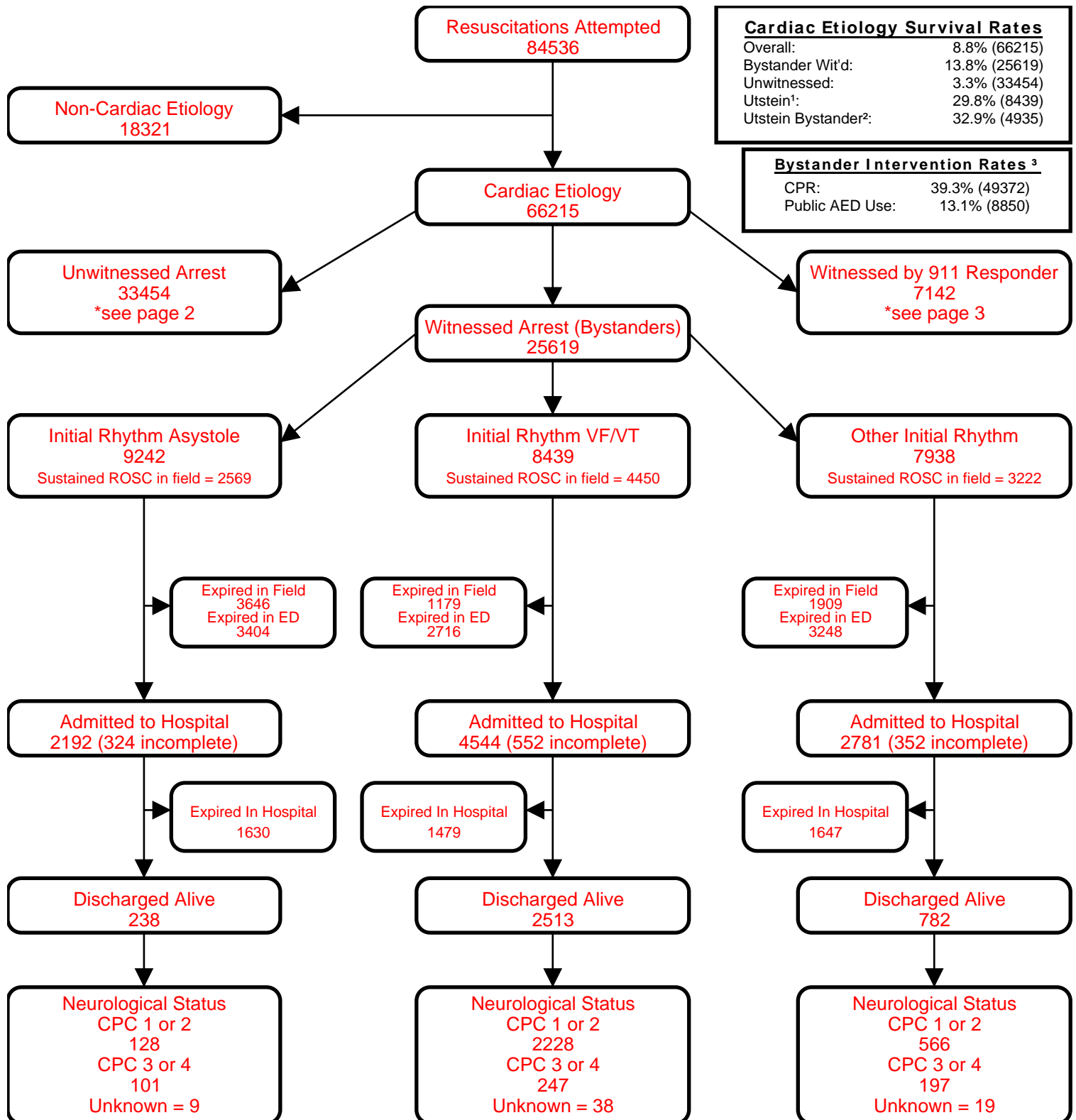
Incomplete Data

Incident #	Service Date	Dest. Hospital	Transfer Hospital	ER Outcome	Hosp Outcome	Neuro Outcome
F180058504	2018-04-11	00001 - United Medical Center	00013 - Washington Hospital Center	Transferred to another acute care facility from the ED	Left Blank	Left Blank

Utstein Survival Report

All Agencies/National Data

Service Date: From 10/01/2017 Through 09/30/2018



¹Utstein: Witnessed by bystander and found in shockable rhythm.

²Utstein Bystander: Witnessed by bystander, found in shockable rhythm, and received some bystander intervention (CPR and/or AED application).

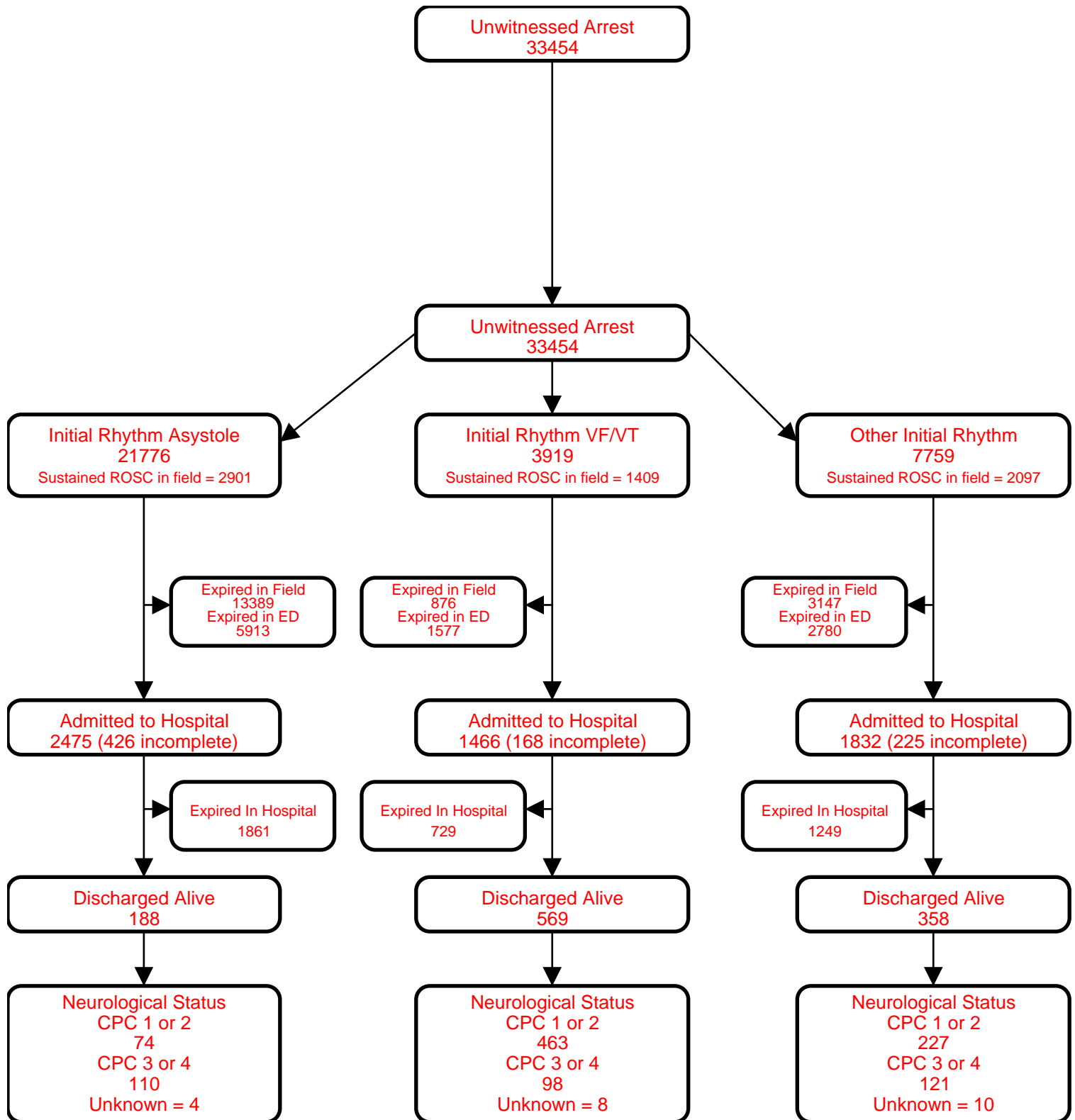
³Bystander CPR rate excludes 911 Responder Witnessed, Nursing Home, and Healthcare Facility arrests. Public AED Use rate excludes 911 Responder Witnessed, Home/Residence, Nursing Home, and Healthcare Facility arrests.

*Only data from the previous calendar year is fully audited. Data from the current calendar year is dynamic.

Utstein Survival Report

All Agencies/National Data

Service Date: From 10/01/2017 Through 09/30/2018



Utstein Survival Report

All Agencies/National Data

Service Date: From 10/01/2017 Through 09/30/2018

