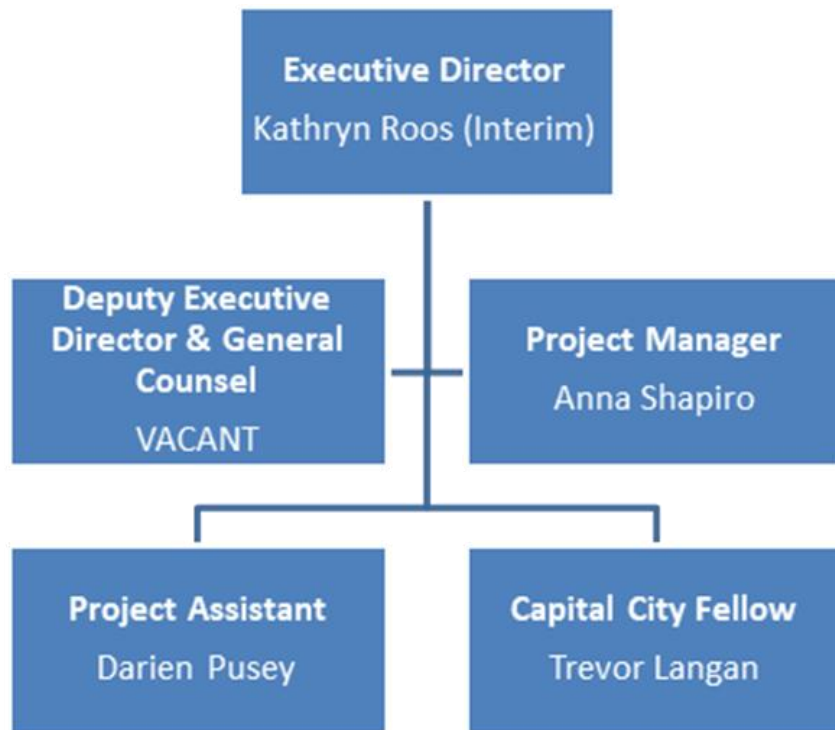


**Office of Public-Private Partnerships
FY18-19 Performance Oversight Questions
Committee on Government Operations
Councilmember Brandon T. Todd (Ward 4), Chair**

I. Agency Organization

1. Please provide a current organizational chart for the agency, including the number of vacant, frozen, and filled positions in each division or subdivision.
 - a. Include the names and titles of all senior personnel,
 - b. Please provide an explanation of the roles and responsibilities of each division and subdivision.
 - c. Please provide a narrative explanation of any changes to the organizational chart made during FY18 or FY19, to date.
 - d. Note on the chart the date that the information was collected.

Response: Since the beginning of FY19, the Office of Public-Private Partnerships (OP3 or Office) has brought on a new Interim Executive Director, Kathryn Roos, and also gained a Capital City Fellow, Trevor Langan; both of which are included in the chart below. OP3 does not contain any divisions or subdivisions. Below is a list of staff and their respective positions as of 02/11/2019.



2. Please attach in Excel a current Schedule A for the agency, as of February 1, 2019, with the following information for each position:
 - a. Employee's name, if the position is filled;
 - b. Program and activity name and code as appears in the budget;
 - c. Office name, if different from activity code;
 - d. Title/position name;
 - e. Position number;
 - f. Grade, series, and step;
 - g. Salary and fringe benefits (please separate salary and fringe and include the FY18 fringe benefit rate);
 - h. Job status (e.g. continuing/term/temporary);
 - i. Type of appointment (e.g. career, MSS);
 - j. Full-time part-time, or WAE;
 - k. Seasonal or year-round;
 - l. Start date in the position (i.e. effective date);
 - m. Start date with the agency;
 - n. Previous office (program) and position (job title) with the agency, if relevant
 - o. Position status (A-active, R-frozen, P-proposed, etc);
 - p. Date of vacancy or freeze, if relevant; and
 - q. Whether the position must be filled to comply with federal or local law (and if so, please specify what federal or local law applies).

Response: Please refer to chart below.

Office of Public-Private Partnerships Schedule A (FY18-19) As of February 4, 2019													
Name	Title	Posn Nbr	Hire Date	Vac Stat	Grade	Step	Salary	Fringe	Fund Code	Prgm/Activity Code	Posn Effdt	F/P Time	Reg/Temp /Term
Kathryn Roos	Interim Director	44413	1/22/2018	F	10	0	\$156,041.42	\$29,803.91	"0100"	2004	11/7/2018	F	Reg
Vacant	Deputy Director	790		V	10	0	\$124,443.57	\$23,768.72	"0100"	2004	3/16/2017	F	Reg
Anna Shapiro	Project Manager	93361	1/19/2010	F	15	0	\$123,970.80	\$23,678.42	"0100"	2004	7/25/2017	F	Reg
Darien Pusey	Project Assistant	94784	1/22/2018	F	9	2	\$51,155.04	\$9,770.61	"0100"	2004	1/21/2018	F	Reg

3. For any term or temp position included in the schedule A and filled in FY2018 or FY2019, please provide a brief narrative for why the hire was done on a term or temporary basis and not on a continuing basis.

Response: OP3 does not employ any term or temp employees.

4. Please provide the following information on any **contract workers** in your agency:
 - a. Position name
 - b. Organizational unit assigned to
 - c. Hourly rate
 - d. Type of work duties

Response: OP3 does not employ any contract workers.

5. Please complete the following chart about the residency of new hires in FY18 or FY19, to date:

Response:

Number of Employees Hired in FY 2018 and FY 2019 to date

<i>Position Type</i>	<i>Total Number</i>	<i>Number who are District Residents</i>
Continuing	3	2
Term	0	0
Temporary	0	0
WAE	0	0

6. Please list all employees detailed to or from your agency. For each employee identified, please provide the name of the agency the employee is detailed to or from, the reason for the detail, the date of the detail, and the employee's projected date of return.

Response: OP3 does not have any employees detailed to or from the agency.

7. Please provide the Committee with a list of travel expenses, arranged by employee for FY18 and FY19, to date, including the dates of travel, amount of expenses, and reason for travel. Please specify whether employees may be reimbursed for out-of-pocket travel expenses; and, if so, please describe agency protocol and requirements for employees to apply for and receive reimbursements for such travel expenses, such as necessary documentation, timeframes, and other requirements.

Response: Please refer to chart below for travel expenses from FY18 and FY19 to date. Travel expenses, lodging expenses and a per diem, as appropriate, are provided to employees who travel out of the region for work related events. Due to the per diem allocation, employees do not get reimbursed individually for additional out-of-pocket expenses.

AGENCY TRAVEL			
Fiscal Year 2017			
Name	Position/Title	Purpose	Total Spent
Seth Miller	Director: Public	November 5-7, 2017	\$1,160.42
Gabriel	Private Partnership	Toronto, ON	

		Canadian Council For Public-Private Partnership Conference	
Anna Shapiro	Project Manager: Public Private Partnership	November 5-7, 2017 Toronto, ON Canadian Council For Public-Private Partnership Conference	\$1,160.48
Judah Gluckman	Deputy Director: Public Private Partnership	January 25, 2018 NYC North America Infrastructure Dialogue	\$98.00
Seth Miller Gabriel	Director: Public Private Partnership	February 25-28, 2018 Dallas, TX P3 Conference & Expo	\$329.60
Judah Gluckman	Deputy Director: Public Private Partnership	February 25-28, 2018 Dallas, TX P3 Conference & Expo	\$329.60
Anna Shapiro	Project Manager: Public Private Partnership	February 25-28, 2018 Dallas, TX P3 Conference & Expo	\$329.60

8. Please provide the Committee with a list of the total workers' compensation payments paid in FY18 and FY19, to date, including the number of employees who received workers' compensation payments, in what amounts, and for what reasons.

Response: No OP3 employee received workers' compensation payments in FY18 or FY19, to date.

9. For fiscal years 2018 and 2019, to date, please list each employee separated from the agency, other than due to retirement. Also include:

- a. Amount of separation pay, if relevant;**
- b. Number of weeks of pay, if relevant; and**
- c. The reason for the separation.**

Response: Two employees were separated from OP3 in FY19 to date: Judah Gluckman and Seth Miller Gabriel, one of whom received 10 weeks of separation pay. Based on the District's personnel law and regulations, OP3 is unable to provide the reasons for separation or the names of the individuals who received separation pay in this document.

10. Please provide the Committee with a list of employees who received bonuses or special award pay granted in FY 2018 and FY 2019, to date, and identify:

Response: No bonuses or special award pay was granted to an OP3 employee in FY18 and FY19 to date.

11. Please provide the name of each employee who was or is on administrative leave in FY 2018 and 2019, to date. In addition, for each employee identified, please provide:

Response: OP3 did not have any employees on administrative leave in FY 2018 and 2019, to date.

12. Please provide a list of each collective bargaining agreement that is currently in effect for agency employees.

Response: OP3 does not have any employees under a collective bargaining agreement.

13. Please list in chronological order, any grievances filed by labor unions against the agency or agency management in FY17, FY18, or FY19, to date, broken down by source.

Response: OP3 does not have any grievances filed by labor unions against the agency or agency management in FY17, FY18, or FY19, to date.

14. Please list in chronological order, any additional employee grievances or complaints that the agency received in FY18 and FY19, to date, broken down by source.

Response: OP3 is not aware of any employee grievances filed against OP3 in FY18 or FY19 (to date).

15. Please describe the agency's procedures for investigating allegations of sexual harassment or misconduct committed by or against its employees. List and describe any allegations received by the agency in FY18 and FY19, to date, and whether or not those allegations were resolved. Please describe the nature of such resolution.

Response: OCA's and OP3's general policy and procedures for investigating and addressing allegations of sexual harassment are described in Mayor's Order 2017313, dated December 18, 2017. We are not aware of any allegations of sexual harassment or misconduct that were received by OCA in FY18 or FY19 to date.

16. For any boards or commissions associated with your agency, please provide a chart listing the following for each:

a. For each member:

- 1. The member's name;**
- 2. Confirmation date;**
- 3. Term expiration date;**
- 4. Whether the member is a District resident or not; and**
- 5. Attendance at each meeting in FY18 and FY19, to date.**

- b. List any vacancies**
- c. Describe the board’s or commission’s responsibilities and activities in FY18**
- d. Attach agendas and minutes of each board or commission meeting in FY18 or FY19, to date, if minutes were prepared.**

Response: The Streetlight Advisory Panel (SAP) was created to provide feedback to the Smart Street Lighting project, which OP3 is procuring on behalf of DDOT and OCTO. It is made up of nine members, who are appointed by the Mayor. They will serve through the procurement process, into design and construction, and until the first year of operations is complete. The first meeting of the SAP was held in November 2018. Meetings are held once a month. Meeting agendas and minutes can be found at <https://op3.dc.gov/node/1372356>

Position	Name	Sworn In	DC Resident	Meetings Attended
Chair	Sharon Turner	October 2018	Yes	November, December, January
Vice Chair	Amanda Young	October 2018	Yes	November, December, January
Member	Delores Bushong	October 2018	Yes	December, January
Member	Kathleen Cromley	October 2018	Yes	November, December, January
Member	Chyla Evans	October 2018	Yes	November, December, January
Member	Greg Leinweber	October 2018	Yes	November, December, January
Member	Duilio Passariello	October 2018	Yes	November, December, January
Member	Laura Phinizy	October 2018	Yes	November, January
Member	David Searles	October 2018	Yes	November, December, January

17. Please list the task forces and organizations of which the agency is a member and any associated membership dues paid.

Response: OP3 is not a part of any task forces and is not a paying member of any organization.

II. Budget and Expenditures

18. Budget

- a. Please provide a table showing your agency’s Council-approved original budget, revised budget (after reprogramming’s, etc.), and actual spending, by program and activity, for fiscal years 2017, 2018, and the first quarter of 2019. For each program and activity, please include total budget and break down the budget by funding source (federal, local, special purpose revenue, or intra-district funds).
- b. Include any over- or under-spending. Explain any variances between fiscal year appropriations and actual expenditures for fiscal years 2017 and 2018 for each program and activity code.
- c. Attach the cost allocation plans for FY18 and FY19.
- d. In FY17 or FY18, did the agency have any federal funds that lapsed? If so, please provide a full accounting, including amounts, fund sources (e.g. grant name), and reason the funds were not fully expended.

Response: For questions a and b please refer to chart below. In regards to c and d, since OP3 did not receive any federal funds, OP3 does not have cost allocation plans for FY18 or FY19, and did not have any federal funds that lapsed in FY18 or FY19.

FISCAL YEAR 2017							
Program/Activity Code	Appropriated Fund	Approved Budget FY18	Revised Budget FY18	Actual Spending FY18	Variance (Revised Budget - Actual Spending)	Variance as % of Revised Budget	Explanation of Variance
2004	0100 (LOCAL)	1,071,476	1,073,476	790,378	283,098	26%	Surplus in CSG 40
2004	0600 (SPR)	---	50,000	0	50,000	100%	Funds were not needed
2004	TOTAL	1,071,476	1,123,476	790,378	333,097	30%	

FISCAL YEAR 2018

Program/Activity Code	Appropriated Fund	Approved Budget FY18	Revised Budget FY18	Actual Spending FY18	Variance (Revised Budget - Actual Spending)	Variance as % of Revised Budget	Explanation of Variance
2004	0100 (LOCAL)	999,838	2,308,482	1,614,125	649,357	30%	Funds were not used from PO's issued
2004	0600 (SPR)	250,000	50,000	20,000	30,000	60%	\$20,000 is the amount of revenue actually received
2004	TOTAL	1,249,838	2,358,482	1,634,125	724,357	31%	

FISCAL YEAR 2019 (to Date)							
Program/Activity Code	Appropriated Fund	Approved Budget FY18	Revised Budget FY18	Actual Spending FY18	Variance (Revised Budget - Actual Spending)	Variance as % of Revised Budget	Explanation of Variance
2004	0100 (LOCAL)	1,032,629	1,032,629	570,143	462,486	45%	Current year to date spending
2004	0600 (SPR)	250,000	250,000	0	250,000	100%	n/a
2004	TOTAL	1,282,629	1,282,629	570,143	712,486	56%	

19. Please provide a table listing all intra-District transfers for FY18 and FY19 (YTD), as well as anticipated transfers for the remainder of FY19.

a. For each transfer, include the following details:

- i. Buyer agency;**
- ii. Seller agency;**
- iii. The program and activity codes and names in the sending and receiving agencies' budgets;**
- iv. Funding source (i.e. local, federal, SPR);**
- v. Description of MOU services;**
- vi. Total MOU amount, including any modifications;**

- vii. Whether a letter of intent was executed for FY or FY19 and if so, on what date,
- viii. The date of the submitted request from or to the other agency for the transfer;
- ix. The dates of signatures on the relevant MOU; and
- x. The date funds were transferred to the receiving agency
- b. Attach copies of all intra-district transfer MOUs or MOAs, other than those for overhead or logistical services, such as routine IT services or security.
- c. Please list any additional intra-district transfers planned for FY19, including the anticipated agency(ies), purposes, and dollar amounts.

Response: The table below lists all intra-District transfers for FY18 and FY19 (YTD). Additional transfers may be necessary as projects proceed.

INTRA-DISTRICT TRANSFERS/MEMORANDUMS OF UNDERSTANDING								
Fiscal Year 2018								
Buyer Agency	Seller Agency	Program/Activity Codes/Names for Buyer Agency	Program/Activity Codes/Names for Seller Agency	Funding Source (Local, Federal, SPR)	Description of MOU Services	Total MOU Amount (incl. mods)	Date Signed	Fund Transfer Date
OCA	OCP	2000/20040	N/A	Local	Contracting Services	\$150,000.00	10/23/2017	2/22/2018
DDOT	OCA	N/A	2000/20039	Intra-District	Technical and legal support for Smart Lighting Project	\$450,000.00	1/11/2018	1/23/2018

20. Please provide a table listing every reprogramming of funds (i.e. local, federal and SPR) into and out of the agency for FY18 and FY19, to date, as well as anticipated inter-agency reprogramming's for the remainder of FY19. Please attach copies of the reprogramming documents, including the Agency Fiscal Officer's request memo and the attached reprogramming chart. For each reprogramming, include:
- a. The reprogramming number;
 - b. The sending or receiving agency name;
 - c. The date;
 - d. The dollar amount;
 - e. The funding source (i.e. local, federal, SPR);
 - f. The program, activity, and CSG codes for the originating funds;
 - g. The program, activity, and CSG codes for the received funds; and
 - h. A detailed rationale for the reprogramming.

Response:

Reprogramming's Fiscal Year 2018 and 2019 (to date)					
Reprogramming Number	Description	Amount	Fund	Submitted	Date Completed
1	Reprogramming from paygo capital budget to non-personal services to cover contracts for OP3	\$1,601,405.00	0100	2/23/2018	5/1/2018
4	Reprogramming within OCA from OP3 to OLRCB for other services and charges	\$200,000	0602	8/1/2018	9/27/2018

21. Please list, in chronological order, every reprogramming *within* your agency during fiscal year 2018 and 2019, to date, as well as any anticipated intra-agency reprogrammings. Please attach copies of any reprogramming documents. For each reprogramming, include:

Response: There are currently no reprogramming's within OP3 during fiscal year 2018 and 2019, to date.

22. For FY18 and FY19, to date, please identify any special purpose revenue funds maintained by, used by, or available for use by the agency. For each fund identified, provide:

Response: OP3 maintains the Public-Private Partnerships Administrative Fund (Agency: AE0 Fund Detail: 1243), which collects revenue for the fees charged to review unsolicited proposals. In Fiscal Year 2018, \$34,082 was collected and \$34,082 was spent from this account. All spending was in support of project review as required by the Private-Private Partnerships Act of 2014, effective March 11, 2015 (D.C. Law 20-228; D.C. Official Code § 2-273.09(e)). No additional funds have been received in or spent from this fund in FY19 to date.

23. Please list all memoranda of understanding (“MOU”) and memoranda of agreement (“MOA”) entered into by your agency during FY18 and FY19, to date, as well as any MOU or MOA currently in force. (You do not need to repeat any intra-district MOUs that were covered in the question above on intra-district transfers.)

a. For each MOU, indicate:

- i. The parties to the MOU or MOA**
- ii. Whether a letter of intent was signed in the previous fiscal year and if so, on what date,**
- iii. The date on which the MOU or MOA was entered,**
- iv. The actual or anticipated termination date,**
- v. The purpose, and**
- vi. The dollar amount.**

- b. Attach copies of all MOUs or MOAs, other than those for overhead or logistical services, such as routine IT services or security.**
- c. Please list any additional MOUs and MOAs planned for FY19, including the anticipated agency(ies), purposes, and dollar amounts.**

Response: Please refer to question 19 response on intra-district transfers. For all copies of MOUs or MOAs please refer to Attachment Q23 – MOU between OCP and OCA, and Attachment Q-23 – MOU between DDOT and OCA.

- 24. Please list all capital projects in the financial plan and provide an update on all capital projects under the agency’s purview in FY18 and FY19, to date, including projects that are managed or overseen by another agency or entity. Please provide:**
- a. A brief description of each project begun, in progress, or concluded in FY17, FY18, and FY19, to date;**
 - b. A status report on all capital projects including**
 - i. The amount budgeted, actual dollars spent, and any remaining balances;**
 - ii. Start and completion dates**
 - iii. Current status of the project**

Response: The projects currently on OP3’s pipeline are included below. While the Street Lighting Management and Daly Rehabilitation are capital projects, the full capital budgets for these projects are funded by the indicated owner agencies. Some of the advisory budgets for the projects below are funded out of OP3. The Digital Kiosk project is not anticipated to require capital dollars.

Street Lighting Management: The District has more than 75,000 lights installed on our streets, alleys and other public spaces. The lights use a variety of inefficient bulb technologies, including incandescent and high-pressure sodium. The District is seeking a private partner to retrofit the lights with more energy efficient light-emitting diodes (LED), install a remote monitoring and control system, and repair and maintain the fixtures under a long-term, performance-based contract. This project will also incorporate smart city technologies, installing wireless access points across the District, improving the DC-NET public WiFi program. OP3, in coordination with the Department of Transportation (DDOT) and the Office of the Chief Technology Officer (OCTO), is leading the procurement of this project. After procurement, DDOT will own and monitor the performance of the assets per the requirements of the P3 project Agreement.

DDOT’s current streetlight budget is \$9M per year. This spending does not attain a number of benefits that will come from the P3 project. One of the technical features of the project is the installation of a remote monitoring and control system, which will continuously report back data on light performance and also add the ability to dim or brighten lights from afar. This system, combined with 99 percent availability requirements placed on the developer, will greatly increase both the quality and equity of service. Currently, DDOT relies on resident reports of outages through the 311 system, which is not used uniformly across the District.

The District hosted an industry forum to discuss this project on January 24-25, 2017. A Request for Qualifications (RFQ) was issued on June 21, 2017. Respondents provided Statements of Qualifications (SOQ) describing their team and approach to delivering the Project on August 28, 2017. Following the District's review and evaluation of SOQs, the District will prequalify a number of teams, who will be the only Shortlisted Proposers invited to participate in a subsequent Request for Proposal (RFP) process. Final technical and performance specifications are currently under development and will be made available in the RFP, prior to end of FY19. The project is scheduled to start in early 2020 and would continue for 15 years.

Daly Building Rehabilitation: The Metropolitan Police Department's (MPD) headquarters at the Henry J. Daly Building is an 80-year old, 600,000 square foot facility located near Judiciary Square. The building requires a significant amount of renovation to make it a fully usable space for MPD and other tenants. In FY2017, OP3, in coordination with MPD and the Department of General Services, started the effort to move this critical project into an active procurement, with the goal of partnering with a private sector entity to design, renovate, finance, and maintain the Daly Building; providing MPD with improved offices, consolidating several government agencies into a single modern building, and allowing the District to utilize its asset for its maximum productive use.

In the approved FY19 Capital Improvements Plan, the District allocated \$55M in for Daly Building Renovation project; with \$50M allocated in FY2024 for renovation costs and \$5M in FY2020 for MPD swing space costs.

To date, OP3 hosted an Industry Day for the Daly Building project, issued the Request for Alternative Proposals – Qualifications (RFAP-Q), and is currently evaluating the responses to the Request for Alternative Proposals – Qualifications (RFAP-Q). After completing the evaluations of the RFAP-Q responses and development of the draft Request for Alternative Proposals (RFAP), Project Agreement and the Technical Specification; OP3 will announce a shortlist and issue all draft project documents to the shortlisted bidders.

Digital Kiosks: In FY18, OP3 received an Unsolicited Proposal to design, install, finance and maintain interactive kiosks on or around strategic Department of Parks and Recreation (DPR) facilities. These kiosks will allow DPR facilities and select locations throughout the District to increase connectivity, provide public service information in real-time, provide additional means of emergency communication services, and increase way-finding for D.C. residents and visitors.

Under this P3, the private partner will install and maintain kiosks at no capital or operating cost to District taxpayers and is expected to share advertising revenue from kiosks with the District.

Having deemed this proposal favorable, OP3, in coordination with DPR, is now working on draft procurement documents for the project; which includes a Request for Alternative

Proposals (RFAP) and Vendor Agreement. OP3 expects to host an Industry Day for the project in FY19.

- c. A list of which projects are experiencing delays and which require additional funding;**

Response:

Streetlight Lighting Management: We previously announced a shortlist for streetlights, and one of the non-shortlisted teams filed a protest at the Contract Appeals Board (CAB). In the interest of reaching a speedy resolution—and at the advice of OAG—we settled the matter by agreeing to reevaluate all 11 proposals to address the concerns raised in the protest. That process will be complete by this April, at which time we will announce a new shortlist. The protest is under seal to avoid the release of proprietary information or details of the evaluation process since the procurement is still pending. As such, OP3 is unable to share any more information.

- d. A status report on all capital projects planned for FY19, FY20, FY21, FY22, FY23, and FY24;**

Response: Please refer to parts a and b above.

- e. A description of whether the capital projects begun, in progress, or concluded in FY17, FY18, or FY19, to date, had an impact on the operating budget of the agency; if so, please provide an accounting of such impact.**

Response: Both the Street Light Management and the Daly Rehabilitation projects mentioned above have required operating funds for legal and financial advisors; the totals of which are included in the question 28 response.

- 25. Part I. The committee would like to better understand the agency’s programmatic needs and the associated budgetary costs. Please submit copies of your FY19 budget submission to the Mayor’s Office of Budget and Finance (OBF). In FY19, this includes:**
 - a. The Operating Budget Submission Memo;**
 - a. Attachment A, Vacancy List;**
 - b. Form 1 (Impact of Agency’s Marc);**
 - c. Form 2 (Enhancement Requests); and**
 - d. Attachment B, List of intra-districts.**

Part II: In addition, please identify:

- a. Which of your agency’s MARC reductions and hypothetical 2% cuts (Form 1) were accepted or rejected (i.e. if the cut was rejected, the funds were not swept and if the cuts were accepted, the funds were swept) ; and**

- b. Which of your agency’s enhancement requests (Form 2) were accepted (i.e. which enhancements were added to your agency’s FY19 budget).

For FY17 and FY18, please include each fiscal year’s information for #24 Part I and Part II. Please indicate if your agency is willingly omitting any information requests in Part I and Part II.

Response: As part of the Mayor’s reorganization, OP3 is transitioning from OCA to DMPED. OP3 is working with the Mayor’s Office of Budget and Performance Management on developing our Fiscal Year 2020 budget. The Mayor’s Fiscal Year 2020 budget will be submitted to the Council on March 20, 2019.

- 26. Please list each grant or sub-grant, including multi-year grants, received by your agency in FY18 and FY19, to date.**

Response: OP3 did not receive any grants or sub-grants in FY18 and FY19, to date.

- 27. Please describe every grant your agency is, or is considering, applying for in FY19.**

Response: OP3 is not considering applying for any grants in FY19.

- 28. Please list each contract, procurement, and lease leveraged in FY18 and FY19 (year-to-date) with a value amount of \$10,000.00 or more. “Leveraged” includes any contract, procurement, or lease used by DOES as a new procurement establishment (i.e. HCA, BPA, etc.), contract extension, and contract option year execution. This also include direct payments (if applicable). For each contract, procurement, or lease leveraged, please attach a table with the following information, where applicable:**

Part I Response:

Vendor	Hunton Andrews Kurth, LLP	IMG Rebel Advisory, LLC	Mayer Brown LLP	Kutak Rock LLP
Contract Number	IDIQ No. CW50404, Task Orders CW50404-TO2 and CW50404-TO3	IDIQ No. CW50460, Task Order No. CW50460-TO2	IDIQ No. CW50377, Task Order No. CW50377-TO1	IDIQ No. CW50401, Task Order No. CW50401-TO1
Contract Type	Labor hour task order off of OP3 IDIQ	Labor hour task order off of OP3 IDIQ	Labor hour task order off of OP3 IDIQ	Labor hour task order off of OP3 IDIQ
Description	Legal advisory services	Financial advisory services for the Daly Renovation P3 project	Legal advisory services for the Daly Renovation P3 project	Legal advisory services for kiosk project

Outputs and Deliverables	Various items related to DC Smart Lighting Project	Value for Money Analysis and financial analysis and advising on financial aspects of the project	Project documents for the Daly renovation project, including project agreement and RFP in progress	Draft RFAP and project agreement for kiosk project
Status	Consulting is on-going through award of contract, which is currently in procurement	Consulting is on-going through award of contract, which is currently in procurement	Consulting is on-going through award of contract, which is currently in procurement	Consulting is complete. Award of contract is currently in procurement.
Copies of Deliverables	Drafts of ITP, PPA and all other deliverables cannot be shared while procurement is in process	Drafts of ITP, PPA and all other deliverables cannot be shared while procurement is in process	Drafts of ITP, PPA and all other deliverables cannot be shared while procurement is in process	Drafts of ITP, PPA and all other deliverables cannot be shared while procurement is in process
Contract Administrator	IDIQ and Task orders: Kathryn Roos, Interim Director	IDIQ: Kathryn Roos, Interim Director Task order: Anna Shapiro, Project Manager	IDIQ: Kathryn Roos, Interim Director Task order: Anna Shapiro, Project Manager	IDIQ and Task Order: Judah Gluckman, Deputy Executive Director and General Counsel (former)
Oversight Plan	No corrective actions taken. OP3 continuously tracks progress on all items in the task order deliverable schedule, and there have been no issues to date.	No corrective actions taken. OP3 continuously tracks progress on all items in the task order deliverable schedule, and there have been no issues to date.	No corrective actions taken. OP3 continuously tracks progress on all items in the task order deliverable schedule, and there have been no issues to date.	No corrective actions taken. OP3 continuously tracks progress on all items in the task order deliverable schedule, and there have been no issues to date.
Target Population	OP3	OP3	OP3	OP3
Subcontracting Status	N/A	N/A	N/A	N/A
Solicitation Method	Task order is off of the OP3 IDIQ that was procured via RFP and full and open competition.	Task order is off of the OP3 IDIQ that was procured via RFP and full and open competition.	Task order is off of the OP3 IDIQ that was procured via RFP and full and open competition.	Task order is off of the OP3 IDIQ that was procured via RFP and full and open competition.
CBE Status	N/A	N/A	N/A	N/A

DOES	N/A	N/A	N/A	N/A
Requisitions and purchase order numbers	RQ985110/PO582 239 RK111781/PO598 464 RQ973487/PO573 530	1. RQ971669/ PO571912 2. RQ966930/ PO569746	1. RQ984782/P O581957 2. RK107437/P O596367	1. RQ996914 /PO58926 9
Corresponding , obligated amounts	1. \$61,807.88 2. \$247,466.88 3. \$540,550.00	1. \$551,488.0 0 2. \$15,000.00	1. \$544,980.00 2. \$100,000.00	1. \$46,575.0 0
Corresponding , expended amounts	1. \$34,260.76 2. \$147,913.65* 3. \$456,732.85	1. \$243,848.5 0 2. \$10,580.00	1. \$308,208.75 2. \$81,417.75	1. \$46,575.0 0
Funding Source	Office of the City Administrator	Office of the City Administrator	Office of the City Administrator	Office of the City Administrator
Index and PCA Codes	20040	20040	20040	20040
Activity Codes and Names	PROF SERVICE FEES AND CONTR	PROF SERVICE FEES AND CONTR	PROF SERVICE FEES AND CONTR	PROF SERVICE FEES AND CONTR
Total Contract Value in FY18	\$701,911.11	\$545,962.00	\$544,980.00	\$46,575.00
Total Contract Value in FY19 (YTD)	\$147,913.65	\$406,622.00 (task order 2 crosses fiscal years)	\$544,980.00 (task order 1 crosses fiscal years)	N/A for OP3 (See OCA response)
Period of Performance	Task order 2: October 31, 2018, through April 2, 2018 Task order 3: May 3, 2018, through May 2, 2019	Task order: September 20, 2017, through May 31, 2018	April 2, 2018, through April 1, 2019	September 6, 2018, through September 30, 2018
Current Year of Contract	Option year 1 of OP3 IDIQ	Option year 1 of OP3 IDIQ	Option year 1 of OP3 IDIQ	Option year 1 of OP3 IDIQ

Part II

Please attach monitoring documentation, including any monitoring reports or performance evaluations developed for use. If any contract is performance-based, specify the basis of performance (i.e. the metrics) and describe the payment formula.

Response: OP3 processes invoice as they are received, based on the work performed. OP3 does not have any additional monitoring reports or documentation. OP3 does not currently manage any performance-based contracts.

29. Please list each grant awarded by your agency during FY18 and FY19 (year-to-date) for good and/or services provided by your agency. Please attach any documentation of monitoring, including any reports developed. At a minimum, please include the following grants in your response:

Response: OP3 did not award any grants in FY18 or FY19.

III. Agency performance, evaluation, and disputes

30. Please list all pending lawsuits that name the agency as a party.

Response: There are no pending lawsuits that name OP3 as a party.

31. Please list all settlements entered into by the agency or by the District on behalf of the agency in FY18 or FY19, to date, including any covered by D.C. Code § 2-402(a)(3), which requires the Mayor to pay certain settlements from agency operating budgets if the settlement is less than \$10,000 or results from an incident within the last two years.

Response: No settlements were entered into by OP3 in FY18 or FY19 to date.

32. Please list in chronological order, all administrative grievances or complaints filed by parties outside the agency against the agency in FY18 or FY19, to date, broken down by source. Include on the chronological list any earlier grievance that is still pending in any judicial forum.

Response: OP3 did not have any administrative grievances or complaints filed by parties outside the agency against the agency in FY18 or FY19.

33. Please list and describe any ongoing investigations, audits, or reports on the agency or any employee of the agency, or any that were completed during FY18 and FY19, to date. Please attach copies of any such document.

Response: OP3 does not have any ongoing investigations, audits, or reports on the agency or any employee of the agency, or any that were completed during FY18 and FY19 to date.

- 34. Please provide a copy of the agency's FY18 performance accountability report.**
- a. Please explain which performance plan strategic objectives and key performance indicators (KPIs) were met or completed in FY18 and which were not.**
 - b. For any met or completed objective, also note whether they were completed by the project completion date of the objective and/or KPI and within budget. If they were not on time or within budget, please provide an explanation.**
 - c. For any objective not met or completed, please provide an explanation.**

Response: Please refer to Attachment Q34

- 35. Please provide a copy of your agency's FY19 performance plan as submitted to the Office of the City Administrator. Please discuss any changes to outcomes measurements in FY18 or FY19, including the outcomes to be measured, or changes to the targets or goals of outcomes; list each specifically and explain why it was dropped, added, or changed.**

Response: Please refer to Attachment Q35.

- 36. Please provide the number of FOIA requests for FY18 and FY19, to date, that were submitted to your agency.**

Response: As OP3 is a division within the Office of the City Administrator (OCA) rather than an independent agency, OP3 does not have its own FOIA officer and does not submit its own FOIA report. OCA responds to FOIA requests that seek records held by OP3. In FY18 and FY19, to date, there has been one request seeking such records. The one FOIA request was responded to in accordance with the statutory requirements. OCA's FOIA report from FY18 is attached as Attachment Q36.

- 37. Please provide a list of all studies, research papers, reports, and analyses that the agency prepared or contracted for during FY18 and FY19, to date. Please attach a copy if the study, research paper, report, or analysis is complete. For each study, paper, report, or analysis, please include:**
- a. The name,**
 - b. Status, including actual or expected completion date,**
 - c. Purpose,**
 - d. Author, whether the agency or an outside party,**
 - e. Reference to the relevant grant or contract (name or number) in your responses above, and**
 - f. Source of funding (program and activity codes) if not included in responses above.**

Response: OP3 did not prepare or contract any studies, research papers, reports or analyses during FY18 and FY19, to date.

38. Please list all reports or reporting currently required of the agency in federal law, the District of Columbia Code, or Municipal Regulations.

Response: Section 114(e) of the Private-Private Partnerships Act of 2014, effective March 11, 2015 (D.C. Law 20-228; D.C. Official Code § 2-273.09(e)) requires the Office to submit an annual report to the Council within 90 days after the end of each fiscal year summarizing the activities of the Office for the fiscal year just ended. The report for Fiscal Year 2018 was due on December 29, 2018. Due to staffing changes at OP3, the annual report has not yet been submitted to the Council. We expect to submit the report to the Council as soon as it is finalized.

39. Please provide a list of any additional training or continuing education opportunities made available to agency employees. For each additional training or continuing education program, please provide the subject of the training, the names of the trainers, and the number of agency employees that were trained. What training deficiencies, if any, did the agency identify during FY18 and FY19, to date?

Response: In FY18, OP3 coordinated and attended two trainings for the purpose of improving OP3 functions and best practices. The first, which was a Financial Modeling Training, was held to provide OP3, as well as our current partner agencies, a better understanding of what it takes to build an effective financial model in a P3 projects. This training was conducted by the Institute for Public-Private Partnerships (IP3). DDOT and OP3, in coordination with Federal Highways also held a training, which was open to all interested District agencies, and gave a complete overview of P3's, citing examples of P3's across the U.S, and also best practices for interagency and cross-sector coordination in P3 projects. This training was led by the Federal Highways Administration.

To build on these trainings and to improve internal best practices, OP3 staff also attended a P3 Federal Conference, where they were able to share in the experiences of other private and public agencies that have worked on nonprofits, and also share insights learned from working in the District. OP3 is scheduled to attend another P3 conference and expo in Dallas in March 2019.

OP3 did not identify any training deficiencies during FY18 or FY19 to date.

40. Please discuss performance evaluations.

- a. Does the agency conduct annual performance evaluations of all its employees?**
- b. Who conducts such evaluations?**
- c. What steps are taken to ensure that all agency employees are meeting individual job requirements?**

Response: OP3 conducts annual performance evaluations. The evaluations are conducted by the OP3 director. Feedback is provided during the performance review process, and during day-to-day supervision, to ensure all OP3 employees are meeting their job requirements.

41. Please list all recommendations identified by the Office of the Inspector General, D.C. Auditor, or other federal or local oversight entities during FY17, FY18, or FY19, to date. Please provide an update on what actions have been taken to address each recommendation. If the recommendation has not been implemented, please explain why.

Response: No recommendations were identified for OP3 by the Office of the Inspector General, D.C. Auditor, or other federal or local oversight entities during FY17, FY18, or FY19, to date.

IV. Agency Operations

42. How did the agency address its top five priorities in FY18? What are the agency's top five priorities in FY19? Please explain how the agency expects to address these priorities in FY19.

Response: In FY18, OP3 worked diligently to further its major projects in three sectors, including transportation (Smart Street Lighting), social infrastructure (Daly Building Renovation), and smart cities (Informational Kiosks).

a. Agency's top five priorities in FY19

1. Issue final RFPs for both the Street light and Daly building projects.
2. Engage District user and asset management agencies to identify, evaluate and facilitate innovative projects that align with Mayor's goals.
3. Create clear and transparent guidance, aligned with Mayoral priorities, for the unsolicited proposal process.
4. Work with agencies to establish SBE / CBE and workforce education platform to ensure P3 opportunities are inclusive, build capacity and provide equitable benefits to District residents
5. Improve transparency and communication through enhanced community engagement to educate residents, small and local businesses, elected officials and industry leaders on the opportunities, access and benefits of P3 projects.

b. Please explain how the agency expects to address these priorities in FY19:

1. To address #1 above: Issue Draft RFP for Street Lighting Management project: In FY19, OP3 will issue the draft RFP to shortlisted bidders for this performance-based, environmentally beneficial project. Subsequently, OP3 and DDOT will commence one on one discussions with all shortlisted bidders, with a goal of producing a final RFP and project agreement for review and approval of DC Council by the end of FY19.

2. To address #1 above: Shortlist and Issue draft RFAP for the Daly Building Rehabilitation Project: In FY18, OP3 and DGS began the evaluation of responses to the Request for Alternative Proposals- Qualifications (RFAP-Q) for the complete design, renovation, finance and maintenance the historic Daly building, issued in April 2018. In FY19, OP3 will announce a shortlist of preferred bidders and, shortly thereafter, will issue the draft RFAP, project agreement and technical specifications to the shortlist. After a series of one on one discussions, OP3 anticipates issuing the final RFAP.
3. To address #2 and #3 above: Survey agencies and facilitate inter agency meetings to discuss infrastructure needs and service issues that require innovative solutions.
4. To address #2 and #3 above: Provide project evaluation and decision-making framework.
5. To address #4 above: Create opportunities for networking and information sharing between large regional, national and international industry players and local, small and disadvantaged businesses.
6. To address # 4 and #5 above: Host open houses, attend ANC meetings, and conduct person to person outreach sessions with community leaders, stakeholders, and elected officials.

43. Please describe any initiatives that the agency implemented in FY18 or FY19, to date, to improve the internal operations of the agency or the interaction of the agency with outside parties. Please describe the results, or expected results, of each initiative.

Response: To improve internal operations of the agency and agency interaction with outside parties, OP3 increased the amount of trainings offered to internal staff and staff from partner agencies by implementing a P3 Financial Modeling Training and also attending a Federal Highways training on P3's in FY18; which are both mentioned in our response to question 39. At the start of FY19, OP3 staff also attended a conference on P3's, which was useful in improving best practices in P3 procurement.

44. Please list each new program implemented by the agency during FY18 and FY19, to date. For each program, please provide:

- a. A description of the program;
- b. The funding required to implement to the program;
- c. The program and activity codes in the budget; and
- d. Any documented results of the program.

Response: There were no new programs implemented by OP3 during FY18 and FY19, to date.

45. Please explain the impact on your agency of any legislation passed or regulations adopted at the federal level during FY18 and FY19, to date, which significantly affect agency operations.

Response: No legislation passed or regulations adopted at the federal level during FY18 and FY19 to date significantly affect ongoing OP3 operations.

46. Please identify any legislative requirements that your agency lacks sufficient resources to properly implement. Please explain.

Response: Budgeted funds are adequate to meet the office's ongoing legislative requirements.

47. Please discuss any legislation your agency plans to submit to the Council in FY19 or FY20.

Response: The Office of Public-Private Partnerships is working on legislation to formally transfer the Office of Public-Private Partnerships from the Office of the City Administrator to the Office of the Deputy Mayor for Planning and Economic Development. Information on any other legislation to be submitted in FY19 or FY20 will be provided with the transmittal of the legislation to the Council.

48. Please identify any statutory or regulatory impediments to your agency's operations.

Response: Current statutory and regulatory provisions do not impose significant impediments to the internal operations of the Office of Public-Private Partnerships.

49. Please list all regulations for which the agency is responsible for oversight or implementation.

Response: 27 DCMR Ch. 48 Public-Private Partnerships

a. For each regulation, please list the chapter and subject heading, and the date of the most recent revision.

Response: Ch. 48 Public-Private Partnerships; most recent revision dated June 1, 2018.

b. Please list any pending or planned regulatory action, including the chapter and subject, status, and actual or anticipated completion date.

Response: OP3 is not currently anticipating any regulatory actions.

50. Please attach copies of the required annual small business enterprise (SBE) expenditure reports for your agency for FY17 and FY18.

a. D.C. Official Code § 2-219.53(b) requires each District agency to submit supplemental information with their annual SBE expenditure report, including: a description of the activities the agency engaged in to achieve their fiscal year SBE expenditure goal; and a description of any changes the agency intends to make during the next fiscal year to achieve their SBE expenditure

goal. Has your agency submitted the required information for fiscal year 2018? Please provide a copy as an attachment.

Response: Please refer to Attachment Q50.

51. Please identify all electronic databases maintained by your agency, including the following:

- a. A detailed description of the information tracked or maintained within each system**
- b. The age of the system and any discussion of substantial upgrades that have been made or are planned to the system; and**
- c. Whether the public can be granted access to all or part of each system**

Response: OP3 does not maintain any electronic databases

52. Please provide a detailed description of any new technology acquired or any upgrades to existing technology in FY18 and FY19, to date, or anticipated for the remainder of FY19.

Response: OP3 did not acquire any new technology in FY18 and FY19, to date.

GOVERNMENT OF THE DISTRICT OF COLUMBIA
Office of Public-Private Partnerships



Fiscal Year 2018
Performance Oversight Hearing

Testimony of
Kathryn Roos
Interim Director

Before the
Committee on Government Operations
Council of the District of Columbia
The Honorable Brandon T. Todd, Chairperson

John A. Wilson Building
Room 123
1350 Pennsylvania Avenue, NW
Washington, DC 20004
Thursday, February 21, 2019
11:00 AM

Introduction

Good morning (afternoon), Chairman Todd and members of the Committee on Government Operations. For the record, my name is Kathryn Roos, and I am the interim Director of the Office of Public-Private Partnerships. Thank you for this opportunity to provide testimony on the performance of the District of Columbia's Office of Public-Private Partnerships during Fiscal Year 2018 and Fiscal Year 2019 to date.

The Office of Public-Private Partnerships, or OP3, is charged with building partnerships between the private sector and District government to complete major infrastructure projects, and provide public services through long-term, performance-based procurements. Our role is to work with partner agencies to identify, develop, and manage major capital infrastructure projects under the P3 procurement model. In addition to serving as an in-house consultant to District user agencies, we also work with industry leaders to attract private investment in these major capital projects. OP3 seeks to deliver infrastructure and assets sought by District residents with the best value-for-money, while expanding economic opportunities for the District.

Mayor Bowser has prioritized a safer, stronger District, with robust and reliable infrastructure, that insures equitable economic growth, and expanded job opportunities for District residents. The work of OP3 embodies all aspects of the Mayor's vision by leveraging private innovation and financing to identify, develop, and procure essential, high-quality P3 projects in partnership with District agencies.

A major benefit of the P3 project delivery model is that the District is able to transfer many important risks to private partners. These risks often include things such as cost creep, design errors, contractor underperformance, and unexpected maintenance needs. The risk transfer and all project requirements are captured in a Project Agreement. This agreement details the District's abilities to reduce payments to the private partner for missed milestones or underperformance of the asset. This structure ensures the infrastructure is built and maintained to a prescribed standard so that District residents benefit fully from the project.



Additionally, a P3 structure, in which one entity is responsible for the design, construction, maintenance, and performance of the asset, incentivizes innovation and coordination not typical of a conventional delivery. The cost savings realized from competitively bid projects may free up resources for other critical infrastructure projects.

OP3 currently has three active projects:

- (1) The conversion and management of the District's streetlight network to smart and energy-efficient LED technology,
- (2) The rehabilitation and long-term maintenance of the Henry J. Daly building, which serves as the headquarters to the Metropolitan Police Department (MPD), and
- (3) The deployment of informational digital kiosks adjacent to government facilities throughout the District.

I would like to give you an update on the status of each of these exciting projects. I will note that OP3 works in conjunction with agencies to manage the procurement process for these projects, and the scope and ultimate requirements are determined by the owner and user agencies.

Smart Street Lighting

Streetlights are an essential part of a functioning transportation system, a source of safety and comfort for pedestrians, and a tool to appreciate our historic built environment. The District is seeking a private partner to retrofit its network of over 75,000 streetlights with energy-efficient and environmentally safe light-emitting diodes, or LEDs. In addition to converting all streetlights to LED, the project includes the installation of a remote monitoring and control system, and long-term asset management under a performance-based contract. The Smart Street Lighting project will also incorporate the installation of wireless access points across the District, expanding the DC-NET public Wi-Fi program. This project is exciting for not only its substantial environmental and financial benefits, but also because it will provide quality and equitable service to all eight wards of the District. This level of service will also support the mission of our public safety partner agencies.



We received a significant number of responses to the request for qualifications, or RFQ. We are currently working to finalize a re-evaluation. Our goal is to shortlist highly qualified bidders this spring.

This past year, OP3 and the District Department of Transportation (DDOT) have collaborated on considerable outreach to stakeholders, including community groups and local and federal agencies, such as the Commission of Fine Arts, the National Capital Planning Commission, the Federal Highway Administration, and the Office of Historic Preservation. OP3 and DDOT have held over 25 meetings with stakeholders over the past year. Specifically, OP3 and DDOT held two community meetings in February 2018 to update residents on the project and solicit feedback. In November 2018, OP3 stood up the Streetlight Advisory Panel, an engaged group of residents appointed by the Mayor, and held its first meeting. The panel, which meets monthly, will be a resource to the District government through procurement, design, construction, and the first year of asset management. After incorporating community and stakeholder feedback, OP3 and DDOT again hosted four community meetings in December of 2018, in each quadrant of the District. The purpose of these meetings was to again update residents on the project and solicit additional feedback.

Daly Building

A proposal for the renovation of the historic Henry J. Daly Building was originally submitted to OP3 through the Unsolicited Proposal process. The project involves renovation of one of the District's largest municipal buildings to include a modern, state-of-the-art police headquarters, a secure and updated central cell block, and additional modern office space for complementary District agencies. The renovated Daly Building will create a key municipal hub in a prime, central location. The District's goal is to upgrade the Daly building to be its most secure asset, supporting the missions and complex programmatic requirements of MPD, the Department of Corrections, and other public safety-focused agencies. The private developer, who will be selected through the P3 procurement process, will be required to sensitively renovate the historic landmark, improve the circulation and functionality of the interior spaces, and achieve LEED Gold certification through energy and water efficient renovations.



Digital Kiosks

The last project in OP3's procurement pipeline is in partnership with the Department of Parks and Recreation and envisions the installation of digital kiosks in strategic locations around the District. The scope of the project is still in development, but we foresee deploying these kiosks at government facilities and other locations to inform residents and visitors about upcoming events and government services. These devices could also provide access to online services, wayfinding and alerts to nearby transit, and possible Wi-Fi network connections. The project will leverage advertising revenue to cover all installation and maintenance costs of the kiosks, providing helpful information and technology at no cost to District taxpayers.

Conclusion

Lastly, I would like to address an organizational change with regards to OP3. In her second term outlook speech, Mayor Bowser announced that OP3 will join the Planning and Economic Development cluster, or DMPED. OP3's mission is to work with partner agencies across the District to achieve value-for-money when procuring major infrastructure projects. We look forward to the opportunity to more closely collaborate with colleagues at DMPED, who have substantial experience advising on and delivering major real estate projects across the District.

In closing, I would like to thank you, Chairman, for your leadership and support. I appreciate the opportunity to share the office's accomplishments and future plans; and I look forward to continuing to work with this Committee. This concludes my testimony. I am happy to address your questions at this time.



Attachment Q23

MEMORANDUM OF UNDERSTANDING BETWEEN THE OFFICE OF THE CITY ADMINISTRATOR AND THE DISTRICT DEPARTMENT OF TRANSPORTATION

I. INTRODUCTION

This Memorandum of Understanding (“MOU”) is entered into between the Office of the City Administrator (“OCA”) and the District Department of Transportation (“DDOT”), collectively referred to herein as the “Parties.”

II. PROGRAM GOALS AND OBJECTIVES

The Office of Public-Private Partnerships (“OP3”) is a unit within the OCA created pursuant to the *Public-Private Partnerships Act of 2014*, effective March 11, 2015 (D.C. Law 20-228; D.C. Official Code § 2-271.01 et seq.). OP3 is charged with building collaborations between the private sector and District government to complete major infrastructure projects and other programs through long-term, performance-based procurements commonly referred to as public-private partnerships, or P3s.

The mission of DDOT is to enhance the quality of life for District residents and visitors by ensuring that people, goods, and information move efficiently and safely with minimal adverse impact on residents and the environment.

As part of these responsibilities, OP3 and DDOT are conducting procurement under a P3 model which will upgrade, operate, and maintain the District’s street light system (“Project”). To ensure a successful procurement process for the Project, OP3 has agreed to advise DDOT, dedicate certain resources and hire outside consultants to serve as legal advisors; in return, DDOT has agreed to provide funding to offset the costs incurred by OP3 in the provision of these services.

In accordance with a prior MOU between DDOT and OCA dated June 3, 2017, Phase I of the Project confirmed the feasibility and advantage of procuring the upgrade, operation, and maintenance of the District’s street light system utilizing a P3 model. OP3 and DDOT have since initiated Phase II of the project, which is a P3 procurement, by issuing a request for information (RFI), hosting an industry forum, and issuing a request for qualifications (RFQ). Once responses to the RFQ have been evaluated, the District will announce a shortlist of pre-qualified bidders, collaboratively develop a request for proposals (RFP), issue the RFP to the shortlisted bidders, selected a preferred bidder, and negotiate a project agreement that the District and preferred bidder agree to, with financial and commercial close anticipated in fiscal year 2018.

III. RESPONSIBILITIES

The Parties agree as follows:

A. Responsibilities of DDOT

DDOT shall:

1. Transfer four hundred and fifty thousand dollars (\$450,000) via an Intra-District transfer to OCA in fiscal year 2018 as required in Section IV.B of this MOU to pay for OCA's costs associated with contracting for the legal consultants to provide draft procurement documents, including an RFP and project agreement, assist in negotiations with shortlisted and preferred bidders, legal research, analysis, and advice, and related project development assistance for the Project; and
2. Provide OP3 and its consultants with access to the necessary information and resources to enable OP3 to implement the Project.

B. Responsibilities of OCA/OP3

OCA/OP3 shall:

1. Select and retain qualified consultants to provide legal advice and related project development assistance for the implementation of the Project; and
2. Dedicate the requisite staff and resources from OP3 necessary for the Project as described in Section II of this MOU, and for such other goals and objectives as may be mutually agreed upon by DDOT and OP3.

IV. INTRA-DISTRICT FUNDING PROVISIONS

A. Cost of Services

1. The amount of this MOU shall not exceed four hundred and fifty thousand dollars (\$450,000) in fiscal year 2018 for Phase II of the Project.
2. The cost of this MOU is based on the cost to OP3 to provide the services described in Section III.B. of this MOU and specified in the project budget found at Attachment A of this MOU.

B. Payment

1. DDOT shall make an Intra-District advance to OCA of four hundred and fifty thousand dollars (\$450,000) within ten (10) days after the effective date of this MOU.
2. OCA shall setoff and deduct against the funds provided by DDOT through the intra-District process only for those goods and services actually provided pursuant to the terms of this MOU, and only for the actual costs of the goods and services so provided.
3. Any portion of the funds transferred to OCA by DDOT pursuant to this MOU during fiscal year 2018 that are not used for the purposes of this MOU by September 30, 2018, shall be returned to DDOT by OP3 at the end of the fiscal year, or after financial reconciliation, whichever is later.
4. In the event of termination of this MOU, return of the funds transferred to OCA shall be held in abeyance until all required fiscal reconciliation, but not longer than September 30 of the current fiscal year.

V. DURATION OF MOU

The period of this MOU shall be from its effective date through September 30, 2018. This MOU may be extended by the written agreement of the Parties.

VI. ANTI-DEFICIENCY CONSIDERATIONS

The Parties acknowledge and agree that their respective obligations to fulfill financial obligations of any kind pursuant to any and all provisions of this MOU, or any subsequent agreement entered into by the parties pursuant to this MOU, are and shall remain subject to the provisions of (i) the federal Anti-Deficiency Act, 31 U.S.C. §§1341, 1342, 1349, 1351, (ii) the District of Columbia Anti-Deficiency Act, D.C. Official Code §§ 47-355.01-355.08 (2001), (iii) D.C. Official Code § 47-105 (2001), and (iv) section 446 of the District of Columbia Home Rule Act, approved December 24, 1973 (D.C. Official Code § 1-204.46 (2006 Supp.)), as the foregoing statutes may be amended from time to time, regardless of whether a particular obligation has been expressly so conditioned.

VII. TERMINATION

Either Party may terminate this MOU in whole or in part by giving thirty (30) calendar days advance written notice to the other Party.

VIII. NOTICE

The following individuals are the contact points for each Party under this MOU:

District Department of Transportation
Government of the District of Columbia
55 M Street, SE
Washington, DC 20003
Attention: Director
Phone: (202) 671-4097
Email: jeff.marootian@dc.gov

District Department of Transportation
Government of the District of Columbia
55 M Street, SE
Washington, DC 20003
Attention: General Counsel
Phone: (202) 671-2244
Email: frank.seales@dc.gov

Seth Miller Gabriel
Director
Office of Public-Private Partnerships
1350 Pennsylvania Avenue, NW, Suite 533
Washington, DC 20004
Phone: 202-724-6683
Email: seth.millergabriel@dc.gov

IX. MODIFICATIONS

The terms and conditions of this MOU may be modified only upon written agreement by the Parties.

X. AUTHORITY FOR MOU

D.C. Official Code § 1-301.01(k) (2015) and the *Public-Private Partnerships Act of 2014*, effective March 11, 2015 (D.C. Law 20-228; D.C. Official Code § 2-271.01 et seq.).

XI. MISCELLANEOUS


The Parties shall comply with all applicable laws, rules, and regulations whether now in force or hereafter enacted or promulgated.

XII. EFFECTIVE DATE

This MOU shall be effective upon execution by the Parties to the MOU.

IN WITNESS WHEREOF, the Parties hereto have executed this MOU as follows:


Office of the City Administrator



Rashad Young
City Administrator

Date: 1/11/18

District Department of Transportation



Jeffrey M. Marootian
Acting Director

Date: 1/2/18

Attachment Q23

**MEMORANDUM OF UNDERSTANDING
BETWEEN
THE OFFICE OF CONTRACTING AND PROCUREMENT
AND
THE OFFICE OF THE CITY ADMINISTRATOR
FOR
FISCAL YEAR 2018
(Supervisory Contract Specialist)**

I. INTRODUCTION

This Memorandum of Understanding ("MOU") is entered into between the Office of the City Administrator ("OCA") and the Office of Contracting and Procurement ("OCP"), collectively referred to herein as the "Parties" and each individually referred to herein as a "Party".

II. PURPOSE

The District Government plans to more effectively utilize the public-private partnership (P3) procurement model. The Public-Private Partnerships Act of 2014, effective March 11, 2015 (D.C. Law 20-228; D.C. Official Code § 2-271.01, *et seq.*) ("P3 Act") created a streamlined P3 procurement process that is exempt from most provisions of the Procurement Practices Reform Act of 2010, effective April 8, 2011 (D.C. Law 18-371; D.C. Official Code § 2-351.01 *et seq.*) and created the Office of Public-Private Partnerships ("OP3") within OCA to implement the P3 Act. While the OP3 is solely responsible for all P3 procurements under the P3 Act, additional procurement support will be required. Under this MOU, OCP will provide additional procurement support to OP3 to support the P3 procurement initiative in Fiscal Year 2018, and OCA will transfer funds to OCP to reimburse OCP for the costs of such support.

III. PROGRAM GOALS AND OBJECTIVES

The OP3 is charged with building collaborations between the private sector and District government to complete major infrastructure projects and other programs through long-term, performance-based P3 procurements. To maximize procurement efficacies, OP3 will be utilizing professional procurement staff support provided by the OCP. With the support provided by the OCP pursuant to this MOU, the OP3 will ensure a competitive, transparent, and streamlined procurement process according to the P3 Act.

IV. SCOPE OF SERVICES

Pursuant to the applicable authorities and in the furtherance of the shared goals of the Parties to carry out the purposes of this MOU expeditiously and economically, the Parties do hereby agree:

A. OBLIGATIONS OF OCP

1. OCP shall provide support at the rate of one (1.0) FTE of a Supervisory Contract Specialist to the OCA for the benefit of the OP3 on procurement matters, including providing the following types of support:
 - a. Assisting OP3 staff in the planning and preparation of procurement-related documents;
 - b. Advising OP3 staff on appropriate procurement methodology and solicitation management; and
 - c. Providing additional procurement support to OP3 as necessary.

2. OCP projects the costs below for providing the services under this MOU:

PERSONAL SERVICES

Supervisory Contract Specialist (FTE):

Salary	\$124,172.00
Benefits	\$25,828.00

Personal Services Total: \$150,000.00

Nonpersonal Services : \$0

MOU TOTAL: \$150,000.00

3. OCP shall establish an agency internal service fund with a corresponding index and PCA that ties to the fund and agency organization structure for the transfer of funds from OCA to OCP.
4. OCP may, during staff vacancy lapse period, reprogram funds for non-personnel services to meet the service requirement under this MOU.
- 5.

B. OBLIGATIONS OF OCA

1. OCA shall budget for all services requested in this MOU.
2. OCA shall make an intra-District advance to OCP as provided in section V.A of this MOU.

V. PAYMENT

- A. OCA shall make an intra-District advance to OCP in the amount of one-hundred fifty-thousand dollars (\$150,000.00) within sixty (60) days of the effective date of this MOU.
- B. OCP shall relieve the advance, through the intra-District process, only for those services actually provided pursuant to the terms of this MOU, and only for the actual costs of the services so provided.
- C. Any funds transferred to OCP by OCA pursuant to this MOU that are not used for the purposes of this MOU shall be returned to OCA by OCP at the end of the fiscal year, or after financial reconciliation by the Office of the Chief Financial Officer, whichever is later.
- D. If this MOU is terminated as provided in section XIII of this MOU, any funds transferred to OCP by OCA pursuant to this MOU that were not used for the purposes of this MOU shall be returned to OCA by OCP after financial reconciliation by the Office of the Chief Financial Officer. OCP shall endeavor to ensure that such financial reconciliation is completed by no later than thirty (30) days after the date of termination.

VI. DURATION OF MOU

The term of this MOU commences October 1, 2017 and continues through September 30, 2018.

VII. ANTI-DEFICIENCY CONSIDERATIONS

The Parties acknowledge and agree that their respective obligations to fulfill financial obligations of any kind pursuant to any and all provisions of this MOU, or any subsequent agreement entered into by the parties pursuant to this MOU, are and shall remain subject to the provisions of (i) the federal Anti-Deficiency Act, 31 U.S.C. §§1341, 1342, 1349, 1351, (ii) the District of Columbia Anti-Deficiency Act, D.C. Official Code §§ 47-355.01-355.08 (2001), (iii) D.C. Official Code § 47-105 (2001), and (iv) D.C. Official Code § 1-204.46, as the foregoing statutes may be amended from time to time, regardless of whether a particular obligation has been expressly so conditioned.

VIII. RESOLUTION OF DISPUTES

Pursuant to section 865(c) of the District of Columbia Government Comprehensive Merit Personnel Act of 1978 (D.C. Official Code § 1-608.65(c)), the Chief Financial Officer for the District of Columbia shall resolve any disputes regarding the exact amounts to be transferred to the OCP under this MOU. The points of contact listed in section XII of this MOU shall be responsible for

resolving all other disputes arising under this MOU. If the points of contact are unable to resolve a dispute, the matter shall be referred to the City Administrator and the director of the Office of Contracting and Procurement for resolution.

IX. RECORDS AND REPORTS

OCP shall maintain records and receipts for the expenditure of all funds provided for a period of no less than three (3) years after the date of expiration or termination of the MOU and, upon OCA's request, make these documents available for inspection by duly authorized representatives of OCA and other officials as may be specified by OCA at its sole discretion.

X. MODIFICATIONS

Any modification of this MOU shall be valid only when reduced to writing, duly signed, and attached to the original MOU. If changes to applicable District or federal laws and/or regulations require modification to this MOU, or if modifications are necessitated by changes in pay levels of District of Columbia employees, the parties to this MOU shall make conforming modifications, in writing, to this MOU.

XI. AUTHORITY FOR MOU

D.C. Official Code § 1-301.01(k).

XII. NOTICE

The following individuals are the contact points for each Party under this MOU:

OP3:
Seth W. Miller Gabriel
Director
Office of Public-Private Partnerships (OP3)
1350 Pennsylvania Avenue, N.W., Suite 533
Washington, DC 20004
Desk: 202-724-6683
Cell: 202-285-4857
Email: seth.millergabriel@dc.gov

OCP:
Gina Toppin
Chief of Staff
Office of Contracting and Procurement (OCP)
441 4th Street, N.W., Suite 700 South
Washington, DC 20001
Desk: 202-724-4089


Cell: 202-253-3772
Email: gina.toppin@dc.gov

XIV. TERMINATION

Either Party may terminate this MOU in whole or in part by giving thirty (30) calendar days advance written notice to the other Party.

IN WITNESS WHEREOF, the Parties hereto have executed this MOU as follows:

OFFICE OF THE CITY ADMINISTRATOR



Rashad Young
City Administrator

Date: 10/23/17

OFFICE OF CONTRACTING AND PROCUREMENT



George A. Schutter
Chief Procurement Officer

Date: 10 Oct 17

Office of the City Administrator FY2018

FY2018 Performance Accountability Report

The Performance Accountability Report (PAR) measures each agency's performance for the fiscal year against the agency's performance plan and includes major accomplishments, updates on initiatives, and key performance indicators (KPIs).

Mission

The mission of the Office of the City Administrator (OCA) is to facilitate the effective and efficient implementation of the Mayor's policies by providing leadership, support, and oversight of District government agencies.

Summary of Services

The OCA provides oversight and support to the Deputy Mayors and District Agencies by increasing government effectiveness through cross-agency and targeted improvement initiatives, including the integration of strategic policy priorities, budgetary planning, and operational directives. The City Administrator manages the District's performance management activity and organizes multi-agency accountability sessions with the Mayor. OCA also includes the Office of Public Private Partnerships; Resilient DC; The Lab@DC; and the Office of Labor Relations and Collective Bargaining (OLRCB), which represents the District of Columbia as the principal management advocate during labor negotiations and in administering the District's Labor Relations activities.

FY18 Top Accomplishments

What is the accomplishment that your agency wants to highlight?	How did this accomplishment impact residents of DC?	How did this accomplishment impact your agency?
DC's Credit Rating Upgraded to Highest Level	In July 2018, Moody's Investors Service upgraded DC's credit rating to the highest possible level, Aaa. In a press release, the credit-rating service cited DC's exemplary fiscal governance and low expenses for public-employee pensions as part of the rationale behind the upgrade. Practically, this upgrade means that it will be less expensive for the District to finance capital projects because we are a more attractive investment for borrowers and the result will be more funding available to build on our progress in funding much needed capital improvements across the city.	An excellent credit rating demonstrates the District's strong fiscal governance structures. In July 2018, Moody's Investors Service upgraded the District of Columbia's General Obligation (GO) bond rating to Aaa. This provides the District with the highest possible credit rating for all outstanding General Obligation Bonds. In addition, Tax Increment Financing bonds were upgraded from Aa3 to Aa2.
Kids Ride Free	This year, Washington Metropolitan Area Transit Authority (WMATA) requested that students participating in the Kids Ride Free program receive and use traditional SmarTrip cards in place of DC One Cards to ride Metrobus, Metrorail, and the DC Circulator. In years past, eligible students used their DC One Cards for transportation by loading a Kids Ride Free pass onto the card. District agencies (Office of the Chief Technology Officer, Office of the City Administrator, District Department of Transportation, Office of the Deputy Mayor for Education, District of Columbia Public Schools, and the Public Charter School Board) worked to distribute the new Kids Ride Free SmarTrip cards to eligible students before school started and throughout the school year. So far, the number of Kids Ride Free SmarTrip cards issued this school year has passed the number of Kids Ride Free passes loaded onto DC One Cards last year (already 12,000 more users of the program in SY1819 than SY17-18). The Kids Ride Free SmarTrip card is easier to use because it requires	This was a major programmatic change that the Office of the City Administrator was able to execute through the coordination of various agencies (Office of the Chief Technology Officer, District Department of Transportation, Office of the Deputy Mayor for Education, District of Columbia Public Schools, and the Public Charter School Board). OCA hosted eight successful summer distribution events, one in each Ward, to ensure as many students as possible could receive their SmarTrip card prior to the school year starting. From these events, 11,720 students received a Kids Ride Free SmarTrip card (nearly half the number of Kids Ride Free participants from the entire previous school year).

What is the accomplishment that your agency wants to highlight?	How did this accomplishment impact residents of DC?	How did this accomplishment impact your agency?
	no activation. This accomplishment impacts many residents throughout the District. It provides eligible students a free and easy to use way to get to and from school and school-related activities. Students who do not have the option to be taken to school can access the Kids Ride Free program to ensure they are at school every day and on-time.	
Three Major Labor Collective Bargaining Agreements - (1) Comps 1 & 2, (2) MPD & (3) FEMS (via arbitration).	The Administration's recent collective bargaining agreements completed with the sworn Police Officers at the Metropolitan Police Department (MPD) and the Firefighters at the Fire and Emergency Medical Services Department (FEMS) [achieved through arbitration] demonstrate a strong commitment to providing meaningful wage and benefits increases to the District's primary first responders. This is evidence of the Mayor's ongoing commitment to building a safer, stronger Washington, DC. These agreements ensure that the District attracts and retains engaged first responders who ensure the safety and welfare of the residents of the District on a daily basis. Similarly, the Compensation Units 1 & 2 agreement covers the largest single block of unionized District employees (over 9,000) who offer a wide range of services to the District's residents across the entire city.	The successor agreement between the District of Columbia and Compensation Units 1 & 2, which represents the largest compensation unit in the District, was negotiated and ratified by the participating unions in January 2018. The successor agreement with the DC Police Union - Fraternal Order of Police/Metropolitan Police Department (MPD) Labor Committee- represented the first mutually agreed upon collective bargaining agreement in almost 20 years, as prior agreements were not reached without impasse and interest arbitration. The impact of these successful negotiations cannot be overstated, as they help ensure employee productivity and satisfaction.

2018 Strategic Objectives

Objective Number	Strategic Objective
1	Coordinate multi-agency projects, implement District-wide initiatives, and provide agencies with guidance and support to achieve progress on the Mayor's priorities
2	Advance efficient and effective DC government services by developing a priority driven budget process informed by scientific research and performance management practices.
3	Expand and enhance the use of public-private partnerships to revitalize and expand the District's infrastructure
4	Foster strong labor relations through good faith engagement with duly elected and authorized employee labor representatives
5	Create and maintain a highly efficient, transparent and responsive District government.**

2018 Key Performance Indicators

Measure	Freq	Target	Q1	Q2	Q3	Q4	FY2018	KPI Status	Explanation
1 - Coordinate multi-agency projects, implement District-wide initiatives, and provide agencies with guidance and support to achieve progress on the Mayor's priorities (2 Measures)									
Percentage of fiscal year key performance indicators either fully or partially achieved	Annually	88%	Annual Measure	Annual Measure	Annual Measure	Annual Measure	76.3%	Unmet	OCA assisted DC agencies with setting ambitious targets. Although OCA did not meet this established target, we will continue to coordinate with agencies to meet this target annually.
Percentage of fiscal year agency initiatives either fully or partially achieved	Annually	95%	Annual Measure	Annual Measure	Annual Measure	Annual Measure	77.6%	Unmet	DC agencies set an ambitious number of initiatives to achieve in FY18, and there are a number of initiatives that are multi-year projects. OCA will continue to strive for full completion of achievable initiatives annually.
2 - Advance efficient and effective DC government services by developing a priority driven budget process informed by scientific research and performance management practices. (2 Measures)									
Percent of District agencies completing a fiscal year performance plan	Annually	100%	Annual Measure	Annual Measure	Annual Measure	Annual Measure	100%	Met	
Percent of District agencies participating in the performance management program completed training	Annually	95%	Annual Measure	Annual Measure	Annual Measure	Annual Measure	100%	Met	
3 - Expand and enhance the use of public-private partnerships to revitalize and expand the District's infrastructure (1 Measure)									
Number of procurements initiated for new P3 projects	Annually	3	Annual Measure	Annual Measure	Annual Measure	Annual Measure	1	Unmet	The time and resources required to complete the current projects have prevented a larger number of new projects from moving forward. However, it is expected that more projects will be moved into procurement in FY19.
4 - Foster strong labor relations through good faith engagement with duly elected and authorized employee labor representatives (4 Measures)									
Number of collective bargaining agreements reached without arbitration	Annually	New Measure	Annual Measure	Annual Measure	Annual Measure	Annual Measure	7	No Target Set	

Measure	Freq	Target	Q1	Q2	Q3	Q4	FY2018	KPI Status	Explanation
Number of collective bargaining agreements reached with arbitration	Annually	New Measure	Annual Measure	Annual Measure	Annual Measure	Annual Measure	3	No Target Set	
Number of collective bargaining negotiations without an agreement reached	Annually	New Measure	Annual Measure	Annual Measure	Annual Measure	Annual Measure	4	No Target Set	
Number of cases where litigation resulted in lawyer fees being awarded to opposing counsel	Quarterly	New Measure	0	0	0	0	0	No Target Set	

**We've revisited a project to standardize District wide measures for the Objective "Create and maintain a highly efficient, transparent and responsive District government." New measures will be tracked in FY18 and FY19 and published starting in the FY19 Performance Plan.

2018 Workload Measures

Measure	Freq	Q1	Q2	Q3	Q4	FY 2018
1 - Agency Operations (1 Measure)						
Number of annual multiagency and cross cluster projects coordinated by OCA	Annually	Annual Measure	Annual Measure	Annual Measure	Annual Measure	34
1 - Grants Management (3 Measures)						
Total dollar amount of Federal grant money given to DC	Annually	Annual Measure	Annual Measure	Annual Measure	Annual Measure	Waiting on Data
Number of Single Audit Findings	Annually	Annual Measure	Annual Measure	Annual Measure	Annual Measure	Waiting on Data
Number of single audit repeat findings	Annually	Annual Measure	Annual Measure	Annual Measure	Annual Measure	Waiting on Data
2 - CapSTAT (1 Measure)						
Total number of CapStat meetings held	Quarterly	2	1	2	2	7
2 - Developing the Mayor's Budget (1 Measure)						
Number of budget engagement forums hosted	Annually	Annual Measure	Annual Measure	Annual Measure	Annual Measure	3

Measure	Freq	Q1	Q2	Q3	Q4	FY 2018
2 - Performance Management & Strategic Planning (1 Measure)						
Number of cluster meetings held to review progress on FY annual performance plans	Annually	Annual Measure	Annual Measure	Annual Measure	Annual Measure	9
2 - The Lab@DC (3 Measures)						
Number of Rapid Randomized Control Trials (RCTs) completed	Annually	Annual Measure	Annual Measure	Annual Measure	Annual Measure	5
Number of Randomized Control Trials (RCTs) completed	Annually	Annual Measure	Annual Measure	Annual Measure	Annual Measure	1
Number of applied analytics projects completed	Annually	Annual Measure	Annual Measure	Annual Measure	Annual Measure	9
3 - Public Private Partnerships (1 Measure)						
Number of meetings with impacted ANC's held	Annually	Annual Measure	Annual Measure	Annual Measure	Annual Measure	10
4 - Collective Bargaining (6 Measures)						
Number of non-compensation collective bargaining agreements currently under negotiation	Annually	Annual Measure	Annual Measure	Annual Measure	Annual Measure	1
Total compensation collective bargaining agreements currently under negotiation	Annually	Annual Measure	Annual Measure	Annual Measure	Annual Measure	4
Number of cases pending at the start of year	Annually	Annual Measure	Annual Measure	Annual Measure	Annual Measure	146
Number of cases referred to OLRCB during the fiscal year	Quarterly	10	15	14	14	53
Number of cases closed (withdrawn, settled, or reached judgement)	Quarterly	11	7	20	12	50
Number of union dues applications received	Annually	Annual Measure	Annual Measure	Annual Measure	Annual Measure	5091
4 - Training (1 Measure)						
Total number of employees trained in labor relations and collective bargaining	Annually	Annual Measure	Annual Measure	Annual Measure	Annual Measure	241

Title	Description	Complete to Date	Status Update	Explanation
GRANTS MANAGEMENT (2 Strategic initiatives)				
Annual Grants Conference	In FY18, OCA will host an Annual Grants Conference and launch a new survey of participants to assess the quality of the annual training.	Complete	The Grants Management Division hosted the 2nd Annual Grants Management Conference on Thursday, July 19th at Georgetown School of Continuing Education. 187 District of Columbia Grant Managers attended the Conference.	
Grants Management Policy	In FY18, OCA will finalize and issue a policy for grants management district-wide.	Complete	This has been finalized and completed. Our goal is to send it to the print and have it ready for distribution at the Annual Grants Conference training on July 19, 2018.	
OFFICE OF AGENCY OPERATIONS (1 Strategic Initiative)				
Coordination of short-term family housing plans	In FY18, OCA will support DMHHS in implementing the Mayor's plan to close and replace DC General with dignified, short-term housing for families experiencing homelessness. The FY18 implementation activities will include overseeing coordination between DGS and DHS to deliver new short-term family housing facilities and programs, and to execute the closure of DC General.	Complete	The interagency leadership team has worked together consistently throughout FY18 to coordinate the closure of DC General and the construction and opening of the replacement short term family housing units. The interagency team has successfully coordinated to address internal logistics and communications issues in a timely manner. As of the end of the fiscal year, the Mayor has opened 2 of the 6 short term family housing units. DHS has implemented its strategy to reduce the number of families staying in DC General by identifying permanent housing options. Deconstruction and abatement of several buildings on the site is already underway.	
OFFICE OF BUDGET AND PERFORMANCE MANAGEMENT (7 Strategic initiatives)				
Identity 5 new "Lab Affiliates" at DC agencies and local universities	In FY18, The Lab @ DC will identify 5 new "Lab Affiliates" at DC agencies and local universities who will join the The Lab part time, for at least one define project in their area of interest.	Complete	The Lab finalized an onboarding process for affiliates that requires data security and confidentiality paperwork. To date, it has entered affiliate agreements with researchers at University of Virginia, American University, The George Washington University, OCTO, MPD, Department of Defense, University of the District of Columbia and the Association for Psychological Science.	
Establish two new partnerships with local universities	In FY18, The Lab @ DC will establish 2 new partnerships with local universities to share staff and collaborate on research projects to benefit District residents.	75-99%	The Lab has built and maintained successful partnerships with American University and University of the District of Columbia. The Lab has also formalized a pipeline for Lab projects to feed into The George Washington University Masters in Data Science Program, but our goal is to establish a more robust partnership that includes exchange of faculty members and	The Lab focused on developing The Forum, a full-day conference for area researchers in February 2018. This led to new inroads with local universities, but formal partnerships require a longer development period.

Title	Description	Complete to Date	Status Update	Explanation
			research assistants, so this initiative is not fully complete.	
Form-a-Palooza TWO!	As a followup to the successful and first ever "Form-A-Palooza" held in FY17, The Lab@DC will coordinate a second "Form-A-Palooza," wherein we use insights from the behavioral sciences and rapid A/B testing to systematically improve the quality of District form processes. A set of the highest priority forms will be selected in the opening year and targeted for improvement.	Complete	The second Form-a-Palooza was hosted on June 30, 2018 bringing together the public and DC government to rework challenging forms. In the following months, forms were further refined, tested, and finalized for public use. The event was highlighted, in both the Washington Post and the New York Times in November 2018, in articles discussing the revision of school enrollment forms.	
Paid Leave Implementation	In FY 2018, OCA will assist DOES in the implementation of the paid leave act, including coordinating the vital program start-up work streams of technology procurement and development and securing space for the new program. Additionally, OCA will support the Mayor in evaluating paid leave amendments put forth by Council. OCA will ensure DOES is well supported in its endeavor to establish a paid leave program that collects the employer tax and administers the benefits provided for in the Act.	Complete	DOES, at the direction of OCA, is pushing forward with four primary implementation works streams, including human resources, communications and outreach, legislation and policy, and technology procurement. As of the end of the fiscal year, 22 positions have been filled, 17 on the program implementation team, three on the IT team, and two on the contracting side. Communication and outreach activities have commenced and DOES will host additional events in Q1 of FY19. Program rules and regulations - for both tax collection and benefits - have been drafted. The Paid Family Leave Tax System (PFLTS) Request for Proposal (RFP) was publicly released on August 10, 2018, and closed on September 21, 2018. The tax rules are in the final phases prior to publication will be submitted to OPLA by October 26, 2018.	This is a multi-year project.
Core Business Function Measures Implementation	In FY18, OCA intends to develop and track 6-10 initial KPIs across all agencies in the following functional areas: Human Resource Management, Financial Management, Contracts and Procurement, Knowledge Management, and Customer Service. While many of these functions have an "agency owner", there is utility in tracking measures across all agencies to help the CA identify "challenge areas" on a quarterly basis.	Complete	OCA has successfully started tracking a variety of "good government" KPIs in the Human Resource Management, Financial Management, Contracts and Procurement, IT and FOIA requests. The systems setup are designed to pull from centralized databases on a quarterly basis as a means to report out to agencies and the City Administrator on progress and challenges in these areas. Since starting the program, OCA has identified nine measures to begin publicly reporting in FY19 performance plans.	

Title	Description	Complete to Date	Status Update	Explanation
311 System Improvements	In FY18, OCA will: hold at least one 311 CapSTAT; integrate DCRA into the 311 system (including vacant property and illegal construction service requests); and integrate at least one more agency into the 311 service request system.	50-74%	During FY18, OUC and DCRA worked together to incorporate two new service requests to 311: vacant properties and illegal construction. The 311 working group continued to work on additional projects, including resident communication, photo integration, and improving user experience by reducing duplicate requests and the improving the process to transfer requests from one agency to another.	Due to OUC's planned upgrades to the 311 system, OCA did not host a 311 CapSTAT in FY18 and did not integrate a second agency into 311. The 311 upgrade is anticipated to be completed in FY19. Once complete, OCA will coordinate with OUC to integrate another agency into 311.
Customer Service Initiative	In FY18, OCA will continue to host Customer Care working group meetings; will launch at least two multi-agency customer care projects, and will pursue the issuance of a Mayoral Memo on Customer Service for the entire district.	50-74%	The customer care working group (a) developed a number of draft materials, such as a guidance framework and proposed measures for agencies to adopt for high-volume service, (b) pilot tested a kiosk feedback system with the support of The Lab@DC, (c) setup an established forum for ongoing cross-agency discussions on customer care, and (d) Form-a-Palooza was successful in the major re-formation of six forms used by residents/businesses for District services using design thinking processes.	The customer care working group meetings served as a community of interest forum to share best practices. Mid-year the group was canvassed on the usefulness of the sessions and the participants reaffirmed their interest in the forum. We faced several challenges launching multi-agency customer care projects that were longer-term endeavors. Furthermore, upon evaluation it was determined that a Mayoral Memo on customer service may not serve as the best means to communicate administrative improvements and processes at this juncture.
OFFICE OF PUBLIC PRIVATE PARTNERSHIPS (2 Strategic initiatives)				
Street Lighting/Wi-Fi Project	In FY18 the OP3 will reach commercial close on this innovative and environmentally beneficial project. With commercial close achieved the private partner should be able to reach financial close soon after with design and construction underway.	50-74%	The smart street lighting project, "Safer. Smarter. Greener." is being procured through a solicited procurement process under the P3 Act. A Request for Qualifications (RFQ) was issued in Summer 2017 and Statements of Qualification (SOQs) were received from 11 teams in Fall 2017. OP3 anticipates announcing a shortlist of bidders in Fall 2018 that will be able to respond to the Request for Proposals (RFP) that will be issued in Winter of 2018/2019.	OP3's Street Lighting project required a re-evaluation of the responses to the RFQ. OP3 is still in the re-evaluation period, with a goal to short list in the second quarter of FY19.
Henry J. Daly Building Project:	In FY18 the OP3 will select the preferred bidder for this important project to save one of the District's most historic	50-74%	The renovation of the Daly Building is being procured through the Unsolicited Proposal process under the P3 Act. A Request for Alternative Proposals-	The OP3, along with DGS and MPD have been evaluating the qualifications received from three

Title	Description	Complete to Date	Status Update	Explanation
	facilities. By that point in the procurement the District will have a clear idea as to what the interior of a renovate Daly Building will look like.		Qualifications (RFAP-Q) was released in spring 2018 and Statements of Qualifications were received in July 2018 and are currently being evaluated. The Project team is also currently drafting the full Request for Alternative Proposals (RFAP), Project Agreement and Project Technical Specifications for release to shortlisted bidders after proposal evaluations are completed.	additional proposal teams. During this evaluation, additional design and environmental review work has been taking place to ensure that, once a short list of bidding teams is selected, the District will be able to issue a draft RFP and project agreement quickly.
Resilient DC (2 Strategic initiatives)				
Generate a Preliminary Resilience Assessment & Discovery Areas	Resilient DC will perform detailed analysis and extensive stakeholder outreach to develop a baseline assessment of DC's resilience and to identify opportunities for further discovery. This analysis will include a resilience perceptions assessment; shocks, stresses, and risk assessment; and inventory of existing and planned actions/initiatives. Findings will be synthesized into a Preliminary Resilience Assessment, which will also identify 4-5 key areas for further analysis in the resilience strategy.	Complete	Resilient DC completed a Preliminary Resilience Assessment, identifying key focus areas including: governance, climate action, economic mobility, technological change, the Anacostia River, and inequality. These were accepted and approved by the CA, Mayor's Resilience Cabinet and Commission on Climate Change and Resiliency in early March 2018.	
Publish Resilience Strategy	Resilient DC will identify and validate DC's key resilience goals and initiatives in a public and inspirational document. The Resilience Strategy will be the result of detailed analysis, research, and outreach into 4-5 key discovery areas (each with their own inter-agency and stakeholder working group). Findings will be synthesized and presented to the Resilience Cabinet to identify agreed upon resilience goals and initiatives.	75-99%	In FY18, Resilient DC staff produced a Preliminary Resilience Assessment summarizes that work and provides a high-level assessment of DC's threats, strengths and weaknesses, capacity, and challenges and opportunities for building greater resilience. The assessment was reviewed by the City Administrator, the Mayor's Resilience Cabinet, and the Commission on Climate Change and Resiliency, and approved by 100 Resilient Cities in March 2018. During Q3 and Q4, staff convened 100+ individuals from multiple areas of government and sectors of society to form working groups around five focus areas to better understand DC's critical issues	Resilient DC is a multi-year engagement. Staff and working groups have laid the foundation of the strategy throughout FY18, which will ultimately lead to a published strategy in March 2019.

Title	Description	Complete to Date	Status Update	Explanation
			and identify ways to increase urban resilience.	

Office of the City Administrator FY2019

Agency Office of the City Administrator

Agency Code AEO

Fiscal Year 2019

Mission The mission of the Office of the City Administrator (OCA) is to facilitate the effective and efficient implementation of the Mayor's policies by providing leadership, support, and oversight of District government agencies.

2019 Strategic Objectives

Objective Number	Strategic Objective
1	Coordinate multi-agency projects, implement District-wide initiatives, and provide agencies with guidance and support to achieve progress on the Mayor's priorities
2	Advance efficient and effective DC government services by developing a priority driven budget process informed by scientific research and performance management practices.
3	Expand and enhance the use of public-private partnerships to revitalize and expand the District's infrastructure
4	Foster strong labor relations through good faith engagement with duly elected and authorized employee labor representatives
5	Create and maintain a highly efficient, transparent and responsive District government.

2019 Key Performance Indicators

Measure	Directionality	FY 2016 Actual	FY 2017 Actual	FY 2018 Actual	FY 2019 Target
1 - Coordinate multi-agency projects, implement District-wide initiatives, and provide agencies with guidance and support to achieve progress on the Mayor's priorities (2 Measures)					
Percent of fiscal year agency initiatives either fully or partially achieved	Up is Better	84.2%	90%	77.6%	90%
Percent of fiscal year key performance indicators either fully or partially achieved	Up is Better	74.7%	75%	76.3%	80%
2 - Advance efficient and effective DC government services by developing a priority driven budget process informed by scientific research and performance management practices. (5 Measures)					
Percent of executive agencies completing a fiscal year performance plan (excludes independent agencies)	Up is Better	100%	100%	100%	100%
Percent of executive agencies participating in the annual performance training (excludes independent agencies)	Up is Better	71.6%	96.2%	90.4%	95%
Average rating given by performance training participants (1-5 likert scale, where 5 = very helpful)	Up is Better	Not Available	Not Available	4.5	4
Percent of relevant investments that go through Investment Review Board	Up is Better				

Measure	Directionality	FY 2016 Actual	FY 2017 Actual	FY 2018 Actual	FY 2019 Target
		Not Available	Not Available	Not Available	New Measure
Percent of all current core business measures with data reported	Up is Better	Not Available	Not Available	Not Available	New Measure
3 - Expand and enhance the use of public-private partnerships to revitalize and expand the District's infrastructure (1 Measure)					
Number of procurements initiated for new P3 projects	Up is Better	Not Available	3	1	3
4 - Foster strong labor relations through good faith engagement with duly elected and authorized employee labor representatives (4 Measures)					
Number of collective bargaining agreements reached without arbitration	Up is Better	Not Available	Not Available	7	3
Number of collective bargaining agreements reached with arbitration	Down is Better	Not Available	Not Available	3	2
Number of collective bargaining negotiations without an agreement reached	Down is Better	Not Available	Not Available	4	4
Number of cases where litigation resulted in lawyer fees being awarded to opposing counsel	Down is Better	Not Available	Not Available	0	0
5 - Create and maintain a highly efficient, transparent and responsive District government. (9 Measures)					
HR MANAGEMENT - Percent of eligible employees completing and finalizing a performance plan in PeopleSoft (Updated by OCA)	Up is Better	Not Available	Not Available	30.2%	90%
HR MANAGEMENT - Percent of eligible employee performance evaluations completed and finalized in PeopleSoft (Updated by OCA)	Up is Better	Not Available	22.2%	Waiting on Data	90%
FINANCIAL MANAGEMENT - Quick Payment Act Compliance - Percent of QPA eligible invoices paid within 30 days (Updated by OCA)	Up is Better	Not Available	Not Available	Waiting on Data	100%
FINANCIAL MANAGEMENT - Percent of local budget de-obligated to the general fund at the end of year (Updated by OCA)	Down is Better	0.4%	1.9%	Waiting on Data	1.5%
CONTRACTS AND PROCUREMENT - Average number of calendar days between requisition and purchase orders issued (Updated by OCA)	Up is Better	Not Available	16.9	Waiting on Data	14
CONTRACTS AND PROCUREMENT - Percent of Small Business Enterprise (SBE) annual goal spent (Updated by OCA)	Up is Better	81.5%	123.2%	Waiting on Data	100%
IT POLICY AND FOIA COMPLIANCE - Percent of "open" data sets identified by the annual Enterprise Dataset Inventory published on the Open Data Portal - (Updated by OCA)	Up is Better	Not Available	Not Available	0%	100%
	Down is Better	20%	9.5%		5%

Measure	Directionality	FY 2016 Actual	FY 2017 Actual	FY 2018 Actual	FY 2019 Target
IT POLICY AND FOIA COMPLIANCE - Percent of FOIA Requests Processed in more than 25 business days - statute requirements allow 15 business days and a 10 day extension - (Updated by OCA)				Waiting on Data	
HR MANAGEMENT - Average number of days to fill vacancy from post to offer acceptance (Updated by OCA)	Down is Better	Not Available	Not Available	No data available	60

2019 Operations

Operations Header	Operations Title	Operations Description	Type of Operations
1 - Coordinate multi-agency projects, implement District-wide initiatives, and provide agencies with guidance and support to achieve progress on the Mayor's priorities (4 Activities)			
OFFICE OF AGENCY OPERATIONS	Agency Operations	Provides support to the City Administrator and District agencies in the areas of management and policy.	Daily Service
GOVERNMENT OPERATIONS	Government Operations	Lead the Government Operations cluster and Government Operations agencies by driving high-quality performance, continuous improvement, innovation, and cost-effective solutions.	Daily Service
GRANTS MANAGEMENT	Grants Management	The Division of Grants Management is charged with providing guidance on grants management issues and is tasked with fostering collaboration among agencies who receive federal grant funds. The Division develops and maintains Grants Management policies and procedures and provides training opportunities for internal employees managing grants and all grant related programs.	Daily Service
Resilient DC	Resilient DC	Help to stand up the 100 Resilient Cities effort in DC. The District was selected as one of the final 37 cities to be inducted into Rockefeller Foundation's 100 Resilient Cities (100 RC) – a prestigious global network. Membership in the network establishes the District as a leader in the movement toward urban resilience, which challenges government to find new ways to learn and adapt, girding the city against likely shocks and lessening its susceptibility to chronic stresses.	Key Project
2 - Advance efficient and effective DC government services by developing a priority driven budget process informed by scientific research and performance management practices. (5 Activities)			
GOVERNMENT OPERATIONS	Government Operations	Lead the Government Operations cluster and Government Operations agencies by driving high-quality performance, continuous improvement, innovation, and cost-effective solutions.	Daily Service
OFFICE OF BUDGET AND PERFORMANCE MANAGEMENT	CapSTAT	CapSTAT takes a deep-dive into important issues facing DC, and works with all stakeholders to develop recommendations to improve programs and services.	Daily Service
OFFICE OF BUDGET AND PERFORMANCE MANAGEMENT	The Lab@DC	The Lab uses scientific insights and methods to test and improve policies and provide timely, relevant, and high-quality analysis to inform the District's most important decisions. Research teams provide additional capacity to agencies to run Randomized Control Trials (RCTs), rapid RCTs, and applied analytics projects.	Daily Service

Operations Header	Operations Title	Operations Description	Type of Operations
OFFICE OF BUDGET AND PERFORMANCE MANAGEMENT	Performance Management and Strategic Planning	The Office of Performance Management uses data, strategic planning and innovation to continuously improve the programs and services that DC government delivers. OPM produces a weekly dashboard of key data trends for the Mayor, works with agencies and Deputy Mayor to develop specific initiatives to help move the needle on District priority goals and agency objectives. We also look for innovative ways to make improvements to key programs and services in DC.	Daily Service
OFFICE OF BUDGET AND PERFORMANCE MANAGEMENT	Budget Formulation and Execution	Design an operating budget and capital budget for future fiscal years by allocating scarce resources in an efficient manner aligned with the Mayor's priorities.	Daily Service
3 - Expand and enhance the use of public-private partnerships to revitalize and expand the District's infrastructure (1 Activity)			
OFFICE OF PUBLIC PRIVATE PARTNERSHIPS	Public Private Partnerships	The Office of Public-Private Partnerships (OP3) is charged with building collaborations between private sector businesses and District government to support large-scale projects such as infrastructure development and enhancements.	Daily Service
4 - Foster strong labor relations through good faith engagement with duly elected and authorized employee labor representatives (2 Activities)			
LABOR RELATIONS/COLLECTIVE BARGAINING	Training	OLRCB provides training to labor liaisons, managers, supervisors and management officials concerning their rights and obligations under the CMPA and applicable labor law, policies and procedures.	Daily Service
LABOR RELATIONS/COLLECTIVE BARGAINING	Collective Bargaining	OLRCB effectively represents the District as the principal management advocate in the administration of a comprehensive labor management program.	Daily Service

2019 Workload Measures

Measure	FY 2016	FY 2017	FY 2018
1 - Agency Operations (1 Measure)			
Number of annual multiagency and cross cluster projects coordinated by OCA	26	22	34
1 - Government Operations (3 Measures)			
Number of investments reviewed by the Investment Review Boards	Not Available	Not Available	Not Available
Number of investments referred for incorporation into the Capital Investment Plan	Not Available	Not Available	Not Available
Number of Investment Review Board meetings	Not Available	Not Available	Not Available
1 - Grants Management (3 Measures)			

Measure	FY 2016	FY 2017	FY 2018
Total dollar amount of Federal grant money given to DC	3,878,087,444	4,087,558,417	Waiting on Data
Number of Single Audit Findings	26	26	Waiting on Data
Number of single audit repeat findings	18	18	Waiting on Data
2 - Budget Formulation and Execution (1 Measure)			
Number of budget engagement forums hosted	3	3	3
2 - CapSTAT (2 Measures)			
Total number of CapSTAT meetings held	9	14	7
Number recommendations made with closeout deadlines within the fiscal year	Not Available	Not Available	Not Available
2 - Performance Management and Strategic Planning (5 Measures)			
Number of cluster meetings held to review progress on FY annual performance plans	Not Available	13	9
Number of executive agencies or offices participating in performance plans	Not Available	52	52
Number of independent (non-executive) agencies or offices participating in performance plans	Not Available	17	22
Number of agencies that send a representative to the annual OBPM training on performance management	Not Available	65	60
Number of agency points of contact taking the annual survey of OBPM performance activities	Not Available	Not Available	Not Available
2 - The Lab@DC (3 Measures)			
Number of Rapid RCTs completed	Not Available	Not Available	8
Number of RCTs completed	Not Available	Not Available	4
Number of applied analytics projects completed	Not Available	Not Available	6
3 - Public Private Partnerships (1 Measure)			
Number of meetings with impacted ANC's held	Not Available	23	10
4 - Collective Bargaining (6 Measures)			
Number of non-compensation collective bargaining agreements currently under negotiation	Not Available	Not Available	1
Total compensation collective bargaining agreements currently under negotiation	Not Available	Not Available	4

Measure	FY 2016	FY 2017	FY 2018
Number of cases pending at the start of year	Not Available	Not Available	146
Number of cases referred to OLRCB during the fiscal year	Not Available	Not Available	53
Number of cases closed (withdrawn, settled, or reached judgement)	Not Available	Not Available	50
Number of union dues applications received	Not Available	Not Available	5091
4 - Training (1 Measure)			
Total number of employees trained in labor relations and collective bargaining	549	244	241

2019 Strategic Initiatives

Strategic Initiative Title	Strategic Initiative Description	Proposed Completion Date	Add Initiative Update
Budget Formulation and Execution (2 Strategic initiatives)			
Investment Review Boards	As part of the broader effort to infuse data analytics into Government decision-making, GovOps will work with OBPM, OCFO and relevant agencies to stand up Investment Review Boards. These Boards will provide year-round vetting and oversight of major capital investments to ensure the Government understands the multi-year business case for capital proposals and monitors the performance of those investments. In FY19, these Boards will be set up to focus on District facilities and IT systems. The intent is to have these Boards work alongside the traditional budget committees to formulate the FY20 budget, providing oversight and ongoing monitoring of the District's significant investments.	09-30-2019	Add Initiative Update
Improved Capital Budget Monitoring Mechanism	In FY19, OBPM will work to introduce an improved capital budget monitoring mechanism that will enhance strategic level oversight with updates that combine project management, contracts/procurement, and financial/accounting functions.	09-30-2019	Add Initiative Update
Government Operations (6 Strategic initiatives)			
Customer Experience Transformation	The Customer Experience Transformation is a cross-agency effort focused on improving the customer experience to achieve Government goals. Using fact-based analysis and focus on stakeholder engagement and enablement, we are working with agencies to make DC government more delightful for residents. The foundation for this work will come from conducting a Listening Tour (meeting with customer experience stakeholders to collect insights, ideas and context), reinvigorating the Working Group (a monthly interagency meeting focused on sharing best practices and providing feedback on the initiative), and increasing touchpoints and relevance of this critical area.	09-30-2019	Add Initiative Update
Customer Experience Transformation	The Customer Experience Transformation is a cross-agency effort focused on improving the customer experience to achieve Government goals. Using fact-based analysis and focus on stakeholder engagement and enablement, we are working with agencies to make DC government more delightful for residents. The foundation for this work will come from conducting a Listening Tour (meeting with customer experience stakeholders to collect insights, ideas and context), reinvigorating the Working Group (a monthly interagency meeting focused on sharing best practices and providing feedback on the initiative), and increasing touchpoints and relevance of this critical area.	09-30-2019	Add Initiative Update

Strategic Initiative Title	Strategic Initiative Description	Proposed Completion Date	Add Initiative Update
Investment Review Boards	As part of the broader effort to infuse data analytics into Government decision-making, GovOps will work with OBPM, OCFO and relevant agencies to stand up Investment Review Boards. These Boards will provide year-round vetting and oversight of major capital investments to ensure the Government understands the multi-year business case for capital proposals and monitors the performance of those investments. In FY19, these Boards will be set up to focus on District facilities and IT systems. The intent is to have these Boards work alongside the traditional budget committees to formulate the FY20 budget, providing oversight and ongoing monitoring of the District's significant investments.	09-30-2019	Add Initiative Update
Mayor's Management Agenda	The goal of this initiative is to develop a Mayor's Management Agenda (MMA) that would focus the aims of operations improvement initiatives across Government support services. The MMA will draw on and inform the Mayor's broader set of Priority Goals and budget priorities, and would be refreshed periodically.	09-30-2019	Add Initiative Update
Core Business Measures	GovOps will work with OBPM to improve the reporting of existing core business measures. Additionally, refinements will be made to ensure measures align with the Mayor's Management Agenda and FY20 budget priorities.	09-30-2019	Add Initiative Update
Cybersecurity	GovOps will continue to promote and build on the District's cybersecurity strategy. Improvements to the strategy will be pursued across multiple domains including governance, legislation, technology and training. This will include supporting OCTO in its goals to better track critical systems, monitor threats, and mitigate attacks, as well as ensure further integration of the strategy across Government.	09-30-2019	Add Initiative Update
Performance Management and Strategic Planning (5 Strategic initiatives)			
Core Business Measures	GovOps will work with OBPM to improve the reporting of existing core business measures. Additionally, refinements will be made to ensure measures align with the Mayor's Management Agenda and FY20 budget priorities.	09-30-2019	Add Initiative Update
Data Governance	In FY19 in collaboration with OCA, OCTO will (a) establish an e-Data Sharing Agreement Tool and Process that will include standard data sharing agreements and will be tied to the Enterprise Dataset Inventory; (b) issue data submission guidelines for District agencies; (c) migrate at least one agency's data sets into the Data Lake; (d) undertake at least one joint project with The Lab @ DC leveraging OCTO's searchable "Data Lake"; (e) in collaboration with OSSE and DCPS, develop a multi-agency data sharing requirements checklist for the Family Educational Rights and Privacy Act of 1974 (FERPA) (a federal law that protects the privacy of student education records).	09-30-2019	Add Initiative Update
Inventory of Agency Dashboards	In FY19, OBPM will complete an inventory of internal and external data dashboards across all executive agencies in the district. The inventory will help OCA understand (a) which agencies are leveraging dashboards to understand their data, and (b) which data sets are being automatically updated to inform decision-makers. OBPM hopes to leverage existing dashboards to liberate data and utilize the information for decision-making.	09-30-2019	Add Initiative Update
What Works Cities	Achieve gold certification in data-driven governance, by demonstrating the District's ability to understand data, track progress, and use data and evidence to inform decisions.	09-30-2019	Add Initiative Update
Customer Experience Transformation	The Customer Experience Transformation is a cross-agency effort focused on improving the customer experience to achieve Government goals. Using fact-based analysis and focus on stakeholder engagement and enablement, we are working with agencies to make DC government more delightful for residents. The foundation for this work will come from conducting a Listening Tour (meeting with customer experience stakeholders to collect insights, ideas and context),	09-30-2019	Add Initiative Update

Strategic Initiative Title	Strategic Initiative Description	Proposed Completion Date	Add Initiative Update
	reinvigorating the Working Group (a monthly interagency meeting focused on sharing best practices and providing feedback on the initiative), and increasing touchpoints and relevance of this critical area.		
Public Private Partnerships (2 Strategic initiatives)			
Issuance of final streetlight RFP by end of FY19	In FY19, the OP3 will issue the final RFP for this performance based and environmentally beneficial project. This will allow the OP3 to select a preferred bidder and reach commercial close shortly thereafter.	09-30-2019	Add Initiative Update
Issuance of final Daly building RFAP	In FY19, the OP3 will issue the final RFAP to completely renovate and maintain the historic Daly building. This will allow the OP3 to select a preferred bidder and reach commercial close shortly thereafter.	09-30-2019	Add Initiative Update
Resilient DC (1 Strategic Initiative)			
Publish the Resilient DC Strategy	In FY18, Resilient DC conducted detailed analysis, research, and outreach into 4-5 key discovery areas (each with their own inter-agency and stakeholder working group). In FY19, Resilient DC will identify and validate DC's key resilience goals and initiatives in a public and inspirational document. The strategy will identify a number of actions that various District agencies will have the responsibility to execute.	03-04-2019	Add Initiative Update
The Lab@DC (2 Strategic initiatives)			
Innovation Fund	The Lab will run an innovation competition within DC government for agencies to propose research projects they would like to conduct. The Lab will award \$150,000 worth of work across 2-5 projects.	09-30-2019	Add Initiative Update
Agency Fellowships	The Lab will identify 8 new Lab Fellows at DC agencies who will join The Lab part time for at least one defined project in their area of expertise.	09-30-2019	Add Initiative Update
Training (1 Strategic Initiative)			
Rolling Out Training Citywide	OLRCB will ramp up its dynamic outreach to agencies Districtwide to provide targeted, critical training in "Managing Strategically in a Unionized Environment" and "Progressive Discipline" in order to equip Agency Directors, senior leaders and managers to manage the labor relations efforts within their agencies in the most effective manner possible with a view to limiting unnecessary litigation and the attendant costs. These efforts will involve taking the trainings to the agencies themselves and hosting others at One Judiciary Square.	09-30-2019	Add Initiative Update

ATTACHMENT Q36

Question 36

Agency Name

Office of the City Administrator

Annual Freedom of Information Act Report for Fiscal Year 2018
October 1, 2017 through September 30, 2018

FOIA Officer Reporting Kenneth Liebowitz

PROCESSING OF FOIA REQUESTS

1. Number of FOIA requests received during reporting period	36
2. Number of FOIA requests pending on October 1, 2017.....	0
3. Number of FOIA requests pending on September 30, 2018.....	0
4. The average number of days unfilled requests have been pending before each public body as of September 30, 2018	0

DISPOSITION OF FOIA REQUESTS

5. Number of requests granted, in whole.....	12
6. Number of requests granted, in part, denied, in part.....	4
7. Number of requests denied, in whole.....	2
8. Number of requests withdrawn.....	0
9. Number of requests referred or forwarded to other public bodies.....	14
10. Other disposition	"No responsive documents": 4

NUMBER OF REQUESTS THAT RELIED UPON EACH FOIA EXEMPTION

11. Exemption 1 - D.C. Official Code § 2-534(a)(1).....	3
12. Exemption 2 - D.C. Official Code § 2-534(a)(2).....	0
13. Exemption 3 - D.C. Official Code § 2-534(a)(3)	
Subcategory (A).....	0
Subcategory (B).....	0
Subcategory (C)	0
Subcategory (D)	0
Subcategory (E)	0
Subcategory (F)	0
14. Exemption 4 - D.C. Official Code § 2-534(a)(4)	4
15. Exemption 5 - D.C. Official Code § 2-534(a)(5).....	0

One request used both
Exemption 1 and 4

16. Exemption 6 - D.C. Official Code § 2-534(a)(6)	
Subcategory (A).....	0
Subcategory (B).....	0
17. Exemption 7 - D.C. Official Code § 2-534(a)(7).....	0
18. Exemption 8 - D.C. Official Code § 2-534(a)(8).....	0
19. Exemption 9 - D.C. Official Code § 2-534(a)(9).....	0
20. Exemption 10 - D.C. Official Code § 2-534(a)(10).....	0
21. Exemption 11 - D.C. Official Code § 2-534(a)(11).....	0
22. Exemption 12 - D.C. Official Code § 2-534(a)(12).....	0

TIME-FRAMES FOR PROCESSING FOIA REQUESTS

23. Number of FOIA requests processed within 15 days.....	33
24. Number of FOIA requests processed between 16 and 25 days.....	3
25. Number of FOIA requests processed in 26 days or more.....	0
26. Median number of days to process FOIA Requests.....	6

RESOURCES ALLOCATED TO PROCESSING FOIA REQUESTS
--

27. Number of staff hours devoted to processing FOIA requests.....	N/A
28. Total dollar amount expended by public body for processing FOIA requests.....	N/A

FEES FOR PROCESSING FOIA REQUESTS
--

29. Total amount of fees collected by public body.....	\$0
--	-----

PROSECUTIONS PURSUANT TO SECTION 207(d) OF THE D.C. FOIA

30. Number of employees found guilty of a misdemeanor for arbitrarily or capriciously violating any provision of the District of Columbia Freedom of Information Act	0
--	---

QUALITATIVE DESCRIPTION OR SUMMARY STATEMENT

Pursuant to section 208(a)(9) of the D.C. FOIA, provide in the space below or as an attachment, “[a] qualitative description or summary statement, and conclusions drawn from the data regarding compliance [with the provisions of the Act].”

A large number of the requests submitted to OCA either had no responsive records or requested records that only another agency has.

OCA does not charge fees for processing FOIA requests and does not log the number of staff hours worked on producing FOIA responses.

Agency

Agency Name Office of the City Administrator Budget Code AEO
 This is your agency's DSLBD Compliance & Enforcement point of contact.
 Freguenet Demisse, Compliance Specialist

Annual Allocation (for Directors)

Annual Allocation Letter and Director Authorization

In accordance with 27 DCMR 831.1, each Agency Director must sign and acknowledge the agency's Expendable Budget and Small Business Enterprises (SBEs) minimum expenditures for the fiscal year. By selecting I accept, acknowledges the requirement to allocate and expend 50% of its expendable budget with SBEs.

- I accept
- I do not accept

Authorized by:

Name Tonya Thompson Email tonya.thompson@dc.gov

Please enter the Date Authorized:

Date 11-20-2017

Allocated Budget Information

Appropriated Operating Budget	\$8,920,220.09	Appropriated Capital budget		Total Appropriated Monitored Budget	\$8,920,220.09	Baseline SBE Goal	\$4,460,110.04
Total Initial Exclusions	\$7,753,615.18	Initial Approved Expendable Budget	\$1,166,604.91	Initial Approved SBE Goal	\$583,302.45		
Total Exclusions	\$7,753,615.18	Total Exceptions	\$1,062,693.00	Adjusted Approved Expendable Budget	\$102,420.31	Adjusted Approved SBE Goal	\$51,210.16
						Based on Anticipated Transfers	-\$1,491.60

Budget Summary Information

This section contains the Preliminary Expendable Budget of each agency based on budget information provided by the Office of the Chief Financial Officer, reduced by funding sources, object classes, objects, and other items identified and excluded by the Director of the Department of Small and Local Business Development (27 DCMR 830.1). The information contained here will be adjusted following review and approval of Special Exceptions requested by Agencies

Q3 Revised Budget Data Load

Agencies may use the Operating Budget Worksheet below to request Special Exceptions, (i.e., to exclude additional budget line items not excluded by DSLBD).

Fiscal Year	2018	Procurement Plan Total	\$320,182.03
APPROPRIATED BUDGET			
Allocation Appropriated Operating Budget	\$8,920,220.09	Operating Budget Adj	\$4,746,904.53
		Current Appropriated Operating Budget	\$13,667,124.62
		Operating Transfer Amt	\$168,253.27
		Adj Appropriated Operating Budget	\$13,498,871.35
Allocation Appropriated Capital Budget	\$0.00	Capital Budget Adjustment	\$0.00
		Current Appropriated Capital Budget	
		Capital Transfer Amt	
		Adj Appropriated Capital Budget	\$0.00
Total Appropriated Monitored Budget (Gross Funds)	\$13,498,871.35	Baseline SBE Goal	\$6,749,435.68
INITIAL EXCLUSIONS			
Total Initial Exclusions	\$8,753,122.74	Initial Approved Expendable Budget	\$4,745,748.61
		Initial Approved SBE Goal	\$2,372,874.31
ADJUSTMENTS			
Total Exclusions	\$8,753,122.74	Allocation Exceptions	\$1,062,693.00
		Exception Changes	\$2,734,873.65
		Total Exceptions	\$3,797,566.65
		Adjusted Approved Expendable Budget	\$948,181.96

Anticipated Calculations

Anticipated Op Transfers In	Anticipated Op Transfers Out	Anticipated Cap Transfers In	Anticipated Cap Transfers Out	Anticipated Expendable Budget	** Adjusted Approved SBE Goal **
\$3,349.17				\$951,531.13	\$475,765.57

Submission Status

Tracks all reports submitted by the agency detail for the fiscal year reporting, per D.C. Official Code 2-218.41, 2-218.53 and Chapter 8 of Title 27 DCMR.

Expendable Budget SBE Goal Indicator		Expendable Budget SBE Goal Status	Goal Not Met	Good Faith Effort Indicator	Good Faith Effort Status				
Procurement line Plan Status	Submitted	1st Quarter Report Status	Submitted	2nd Quarter Report Status	Submitted	3rd Quarter Report Status	Submitted	4th Quarter Report Status	Submitted
Procurement line Plan Indicator		1st Quarter Report Indicator		2nd Quarter Report Indicator		3rd Quarter Report Indicator		4th Quarter Report Indicator	
Adjusted Approved SBE Goal	\$475,765.57	SOAR and PCard SBE Exp Expenditure Total	\$463,181.88	SOAR and PCard SBE Expenditure Total	\$463,208.86	Pipeline SBE Expenditure Total		Additional Approved SBE Expenditures	\$15,398.95
								Grand Total SBE Expenditure Amount	\$478,607.81
								SBE Expenditures as a % of SBE Goal	100.60%
Expendable Budget SBE Goal Indicator		End of the Year Narrative Status							
End of Year Narrative Status	Submitted	End of Year Narrative Indicator							

Operating Budget Worksheet

In this section, Agencies may request Special Exceptions under other comptroller objects codes not previously excluded by DSLBD, by selecting the LINK (Adjust or Exclude a Line Item) If requested, the agency must provide a justification for the request exception (27 DCMR 830.4). Please Note: that by selecting the Adjust or Exclude Line Item Link, will reflect an apparent increase in the total budget line item, however, will not affect the overall budget Summary Information, unless and until it has been approved by DSLBD.

No. of Operating Budget Line Items (OCFO)	125
No. of New/Adjusted Operating Budget Line Items	21
No. of Approved Exceptions	19
(A = Automatic Exclusion)	
Total \$ Amount Automatically Excluded	

\$8,753,122.74

No. of Automatically Excluded Operating Budget Line Items

73

(E = Expendable Budget Line Item)

Copy Line Item	Budget Code	Type	Special Exception	Justification	Reason	Explanation	Justification Document	CompSource CompObj2	Program Code & Title	Activity Code & Title	New Budget Change	Proposed Amount	Proposed Exception Amount	R A
E - 2018 20 201 - 2000 CITY ADMINISTRATOR - 2001 OFFICE OF PERFORMANCE MANAGEMENT (3 Operating budget line items)														
Adjust or Exclude a Line Item	AE0	E	No					2018 20 201	2000 CITY ADMINISTRATOR	2001 OFFICE OF PERFORMANCE MANAGEMENT		\$1,575.00		
	AE0	E	Yes	Agency Compliance - Exclude a Line	Other	This is a private grant from the Laura and John Arnold Foundation to fund the Lab @ DC.	Arnold Grant.pdf	2018 20 201	2000 CITY ADMINISTRATOR	2001 OFFICE OF PERFORMANCE MANAGEMENT		\$6,522.00		
Adjust or Exclude a Line Item	AE0	E	No					2018 20 201	2000 CITY ADMINISTRATOR	2001 OFFICE OF PERFORMANCE MANAGEMENT	Q3 Revised Agency Budget	\$7,122.00		\$8
TOT												\$0.00	\$8	
E - 2018 20 201 - 2000 CITY ADMINISTRATOR - 2002 OFFICE OF AGENCY OPERATIONS (4 Operating budget line items)														
Adjust or Exclude a Line Item	AE0	E	No					2018 20 201	2000 CITY ADMINISTRATOR	2002 OFFICE OF AGENCY OPERATIONS		\$13,784.00		
Adjust or Exclude a Line Item	AE0	E	No					2018 20 201	2000 CITY ADMINISTRATOR	2002 OFFICE OF AGENCY OPERATIONS		\$1,575.00		
Adjust or Exclude a Line Item	AE0	E	No					2018 20 201	2000 CITY ADMINISTRATOR	2002 OFFICE OF AGENCY OPERATIONS		-\$1,575.00		
Adjust or Exclude a Line Item	AE0	E	No					2018 20 201	2000 CITY ADMINISTRATOR	2002 OFFICE OF AGENCY OPERATIONS	Q3 Revised Agency Budget	\$35,000.00		\$48
TOT												\$0.00	\$48	
E - 2018 20 201 - 2000 CITY ADMINISTRATOR - 2007 OFFICE OF BUDGET AND FINANCE (1 Operating Budget Line Item)														
Adjust or Exclude a Line Item	AE0	E	No					2018 20 201	2000 CITY ADMINISTRATOR	2007 OFFICE OF BUDGET AND FINANCE		\$5,000.00		
TOT												\$0.00		
E - 2018 20 201 - 3000 LABOR RELATIONS AND COLLECT. BARGAINING - 3005 LABOR RELATIONS/COLLECTIVE BARGAINING (2 Operating budget line items)														
Adjust or Exclude a Line Item	AE0	E	No					2018 20 201	3000 LABOR RELATIONS AND COLLECT. BARGAINING	3005 LABOR RELATIONS/COLLECTIVE BARGAINING		\$9,216.00		
Adjust or Exclude a Line Item	AE0	E	No					2018 20 201	3000 LABOR RELATIONS AND COLLECT. BARGAINING	3005 LABOR RELATIONS/COLLECTIVE BARGAINING	Q3 Revised Agency Budget	\$3,000.00		\$3
TOT												\$0.00	\$3	
E - 2018 20 209 - 2000 CITY ADMINISTRATOR - 2001 OFFICE OF PERFORMANCE MANAGEMENT (2 Operating budget line items)														
	AE0	E	Yes	Agency Compliance - Exclude a Line	Other	This is a private grant from the Laura and John Arnold Foundation to fund the Lab @ DC.	Arnold Grant.pdf	2018 20 209	2000 CITY ADMINISTRATOR	2001 OFFICE OF PERFORMANCE MANAGEMENT		\$2,175.00		
Adjust or Exclude a Line Item	AE0	E	No					2018 20 209	2000 CITY ADMINISTRATOR	2001 OFFICE OF PERFORMANCE MANAGEMENT	Q3 Revised Agency Budget	\$2,175.00		\$2
TOT												\$0.00	\$2	
E - 2018 40 404 - 1000 AGENCY MANAGEMENT - 1090 PERFORMANCE MANAGEMENT (2 Operating budget line items)														
Adjust or Exclude a Line Item	AE0	E	No					2018 40 404	1000 AGENCY MANAGEMENT	1090 PERFORMANCE MANAGEMENT		\$886.00		
	AE0	E	Yes	Agency Compliance - Exclude a Line	Agency Transfer	Vehicle maintenance with DPW Fleet for the City Administrator's vehicle.	Exclusion Justification 1.docx	2018 40 404	1000 AGENCY MANAGEMENT	1090 PERFORMANCE MANAGEMENT		\$886.00	\$886.00	
TOT												\$886.00		
E - 2018 40 404 - 2000 CITY ADMINISTRATOR - 2002 OFFICE OF AGENCY OPERATIONS (3 Operating budget line items)														
Adjust or Exclude a Line Item	AE0	E	No					2018 40 404	2000 CITY ADMINISTRATOR	2002 OFFICE OF AGENCY OPERATIONS		\$605.60		
	AE0	E	Yes	Agency Compliance - Exclude a Line	Agency Transfer	Vehicle maintenance with DPW Fleet Department for the OCA Office Van	Exclusion Justification 2.docx	2018 40 404	2000 CITY ADMINISTRATOR	2002 OFFICE OF AGENCY OPERATIONS		\$605.60	\$605.60	
Adjust or Exclude a Line Item	AE0	E	No					2018 40 404	2000 CITY ADMINISTRATOR	2002 OFFICE OF AGENCY OPERATIONS	Q3 Revised Agency Budget	\$800.00		\$1
TOT												\$605.60	\$1	
E - 2018 40 405 - 2000 CITY ADMINISTRATOR - 2007 OFFICE OF BUDGET AND FINANCE (1 Operating Budget Line Item)														
Adjust or Exclude a Line Item	AE0	E	No					2018 40 405	2000 CITY ADMINISTRATOR	2007 OFFICE OF BUDGET AND FINANCE		\$5,000.00		
TOT												\$0.00		
E - 2018 40 408 - 2000 CITY ADMINISTRATOR - 2001 OFFICE OF PERFORMANCE MANAGEMENT (5 Operating budget line items)														

Copy Line Item	Budget Code	Type	Special Exception	Justification	Reason	Explanation	Justification Document	CompSource CompObj2	Program Code & Title	Activity Code & Title	New Budget Change	Proposed Amount	Proposed Exception Amount	R A
Adjust or Exclude a Line Item	AE0	E	No					2018 40 408	2000 CITY ADMINISTRATOR	2001 OFFICE OF PERFORMANCE MANAGEMENT		\$10,623.00		
	AE0	E	Yes	Agency Compliance - Exclude a Line	Proprietary Goods	Adobe Acrobat software license for the OCA Staff	Exclusion Justification 3.docx	2018 40 408	2000 CITY ADMINISTRATOR	2001 OFFICE OF PERFORMANCE MANAGEMENT		\$6,827.00		
	AE0	E	Yes	Agency Compliance - Exclude a Line	No Potential SBEs (lack capacity)	This is a private grant from the Laura and John Arnold Foundation to fund the Lab @ DC.	The Lab @ DC Grant Agreement.pdf	2018 40 408	2000 CITY ADMINISTRATOR	2001 OFFICE OF PERFORMANCE MANAGEMENT		\$3,796.00		
	AE0	E	Yes	Agency Compliance - Exclude a Line	Other	This is a private grant from the Laura and John Arnold Foundation to fund the Lab @ DC.	Arnold Grant.pdf	2018 40 408	2000 CITY ADMINISTRATOR	2001 OFFICE OF PERFORMANCE MANAGEMENT		\$57,515.00		
Adjust or Exclude a Line Item	AE0	E	No					2018 40 408	2000 CITY ADMINISTRATOR	2001 OFFICE OF PERFORMANCE MANAGEMENT	Q3 Revised Agency Budget	\$152,915.00		\$163
TOT												\$0.00	\$163,	
E - 2018 40 408 - 2000 CITY ADMINISTRATOR - 2002 OFFICE OF AGENCY OPERATIONS (6 Operating budget line items)														
Adjust or Exclude a Line Item	AE0	E	No					2018 40 408	2000 CITY ADMINISTRATOR	2002 OFFICE OF AGENCY OPERATIONS		\$80,163.23		
Adjust or Exclude a Line Item	AE0	E	No					2018 40 408	2000 CITY ADMINISTRATOR	2002 OFFICE OF AGENCY OPERATIONS		\$10,623.00		
Adjust or Exclude a Line Item	AE0	E	No					2018 40 408	2000 CITY ADMINISTRATOR	2002 OFFICE OF AGENCY OPERATIONS		-\$10,623.00		
	AE0	E	Yes	Agency Compliance - Exclude a Line	No Potential SBEs (lack capacity)	\$32,000 for IT Equipment and Hardware through the OCTO contract with Dell. \$5,300 for the office work cell phone service with AT&T \$20,000 for the African American Mayors Association. \$5,595.00 for ICMA, \$5,300 for NFBPA \$2,640.00 for Lexis Nexis legal service \$180.00 for cable service. \$670.00 Newspaper subscription.	Exclusion Justification 4.docx	2018 40 408	2000 CITY ADMINISTRATOR	2002 OFFICE OF AGENCY OPERATIONS		\$48,000.00		
Adjust or Exclude a Line Item	AE0	E	No					2018 40 408	2000 CITY ADMINISTRATOR	2002 OFFICE OF AGENCY OPERATIONS	Q3 Revised Agency Budget	\$110,000.00		\$19C
Adjust or Exclude a Line Item	AE0	E	No					2018 40 408	2000 CITY ADMINISTRATOR	2002 OFFICE OF AGENCY OPERATIONS	Q3 Revised Agency Budget	\$2,200.00		\$2
TOT												\$0.00	\$192,	
E - 2018 40 408 - 2000 CITY ADMINISTRATOR - 2004 OFFICE OF PUBLIC PRIVATE PARTNERSHIPS (8 Operating budget line items)														
Adjust or Exclude a Line Item	AE0	E	No					2018 40 408	2000 CITY ADMINISTRATOR	2004 OFFICE OF PUBLIC PRIVATE PARTNERSHIPS		\$84,246.68		
Adjust or Exclude a Line Item	AE0	E	No					2018 40 408	2000 CITY ADMINISTRATOR	2004 OFFICE OF PUBLIC PRIVATE PARTNERSHIPS		\$250,000.00		
Adjust or Exclude a Line Item	AE0	E	No					2018 40 408	2000 CITY ADMINISTRATOR	2004 OFFICE OF PUBLIC PRIVATE PARTNERSHIPS		\$652,253.32		
Adjust or Exclude a Line Item	AE0	E	No					2018 40 408	2000 CITY ADMINISTRATOR	2004 OFFICE OF PUBLIC PRIVATE PARTNERSHIPS		-\$250,000.00		
	AE0	E	Yes	Agency Compliance - Exclude a Line	Other	\$496,253.32 provides funding for Financial and Legal advisory services The unique nature and complexity of public-private partnerships being procured by the District requires advisory services with a high degree of specialty, and therefore, robust contractor qualification standards. \$156,000 OCP Contracting Services Funding will support DC Office of Contracting and Procurement staff working on OP3 procurement.	1232_001.pdf	2018 40 408	2000 CITY ADMINISTRATOR	2004 OFFICE OF PUBLIC PRIVATE PARTNERSHIPS		\$2,322,905.00		
	AE0	E	Yes	Agency Compliance - Exclude a Line	Other	\$73,246.68 provides Funding for Financial and Legal advisory services - The unique nature and complexity of public-private partnerships being procured by the District requires advisory services with a high degree of specialty, and therefore, robust contractor qualification standards. \$5,000 Travel: Staff travel-out of state and local. \$6,000 Conferences: Conference fees.	1232_001.pdf	2018 40 408	2000 CITY ADMINISTRATOR	2004 OFFICE OF PUBLIC PRIVATE PARTNERSHIPS		\$84,246.68		
Adjust or Exclude a Line Item	AE0	E	No					2018 40 408	2000 CITY ADMINISTRATOR	2004 OFFICE OF PUBLIC PRIVATE PARTNERSHIPS	Q3 Revised Agency Budget	\$1,836,405.00		\$2,322
Adjust or Exclude a Line Item	AE0	E	No					2018 40 408	2000 CITY ADMINISTRATOR	2004 OFFICE OF PUBLIC PRIVATE PARTNERSHIPS	Q3 Revised Agency Budget	\$450,000.00		\$450
TOT												\$0.00	\$2,772,	

Copy Line Item	Budget Code	Type	Special Exception	Justification	Reason	Explanation	Justification Document	CompSource CompObj2	Program Code & Title	Activity Code & Title	New Budget Change	Proposed Amount	Proposed Exception Amount	R A
E - 2018 40 408 - 2000 CITY ADMINISTRATOR - 2007 OFFICE OF BUDGET AND FINANCE (2 Operating budget line items)														
Adjust or Exclude a Line Item	AE0	E	No					2018 40 408	2000 CITY ADMINISTRATOR	2007 OFFICE OF BUDGET AND FINANCE		\$2,000.00		
	AE0	E	Yes	Agency Compliance - Exclude a Line	Out of State	Travel to NYC Bond Rating Agencies	Exclusion Justification 5.docx	2018 40 408	2000 CITY ADMINISTRATOR	2007 OFFICE OF BUDGET AND FINANCE		\$2,000.00		
TOT												\$0.00		
E - 2018 40 408 - 3000 LABOR RELATIONS AND COLLECT. BARGAINING - 3005 LABOR RELATIONS/COLLECTIVE BARGAINING (5 Operating budget line items)														
Adjust or Exclude a Line Item	AE0	E	No					2018 40 408	3000 LABOR RELATIONS AND COLLECT. BARGAINING	3005 LABOR RELATIONS/COLLECTIVE BARGAINING		\$25,937.63		
Adjust or Exclude a Line Item	AE0	E	No					2018 40 408	3000 LABOR RELATIONS AND COLLECT. BARGAINING	3005 LABOR RELATIONS/COLLECTIVE BARGAINING		\$67,385.59		
Adjust or Exclude a Line Item	AE0	E	No					2018 40 408	3000 LABOR RELATIONS AND COLLECT. BARGAINING	3005 LABOR RELATIONS/COLLECTIVE BARGAINING		-\$93,323.22		
Adjust or Exclude a Line Item	AE0	E	No					2018 40 408	3000 LABOR RELATIONS AND COLLECT. BARGAINING	3005 LABOR RELATIONS/COLLECTIVE BARGAINING	Q3 Revised Agency Budget	\$4,770.00		\$4
Adjust or Exclude a Line Item	AE0	E	No					2018 40 408	3000 LABOR RELATIONS AND COLLECT. BARGAINING	3005 LABOR RELATIONS/COLLECTIVE BARGAINING	Q3 Revised Agency Budget	\$100,000.00		\$100
TOT												\$0.00	\$104	
E - 2018 40 411 - 2000 CITY ADMINISTRATOR - 2004 OFFICE OF PUBLIC PRIVATE PARTNERSHIPS (2 Operating budget line items)														
Adjust or Exclude a Line Item	AE0	E	No					2018 40 411	2000 CITY ADMINISTRATOR	2004 OFFICE OF PUBLIC PRIVATE PARTNERSHIPS		\$2,500.00		
	AE0	E	Yes	Agency Compliance - Exclude a Line	No Eligible SBEs (licensure)	Industry publications Infra-Americas P3 Bulletin and publishing procurement documents	Exclusion Justification 6.docx	2018 40 411	2000 CITY ADMINISTRATOR	2004 OFFICE OF PUBLIC PRIVATE PARTNERSHIPS		\$2,500.00		
TOT												\$0.00		
E - 2018 41 409 - 2000 CITY ADMINISTRATOR - 2001 OFFICE OF PERFORMANCE MANAGEMENT (4 Operating budget line items)														
Adjust or Exclude a Line Item	AE0	E	No					2018 41 409	2000 CITY ADMINISTRATOR	2001 OFFICE OF PERFORMANCE MANAGEMENT		\$6,112.00		
	AE0	E	Yes	Agency Compliance - Exclude a Line	Other	This is a private grant from the Laura and John Arnold Foundation for the Lab @ DC.	The Lab @ DC Grant Agreement.pdf	2018 41 409	2000 CITY ADMINISTRATOR	2001 OFFICE OF PERFORMANCE MANAGEMENT		\$6,112.00		
	AE0	E	Yes	Agency Compliance - Exclude a Line	Other	This is a private grant from the Laura and John Arnold Foundation to fund the Lab @ DC.	Arnold Grant.pdf	2018 41 409	2000 CITY ADMINISTRATOR	2001 OFFICE OF PERFORMANCE MANAGEMENT		\$870,509.97		
Adjust or Exclude a Line Item	AE0	E	No					2018 41 409	2000 CITY ADMINISTRATOR	2001 OFFICE OF PERFORMANCE MANAGEMENT	Q3 Revised Agency Budget	\$870,509.97		\$870
TOT												\$0.00	\$876	
E - 2018 41 409 - 2000 CITY ADMINISTRATOR - 2002 OFFICE OF AGENCY OPERATIONS (4 Operating budget line items)														
Adjust or Exclude a Line Item	AE0	E	No					2018 41 409	2000 CITY ADMINISTRATOR	2002 OFFICE OF AGENCY OPERATIONS		\$21,177.08		
Adjust or Exclude a Line Item	AE0	E	No					2018 41 409	2000 CITY ADMINISTRATOR	2002 OFFICE OF AGENCY OPERATIONS		\$6,112.00		
Adjust or Exclude a Line Item	AE0	E	No					2018 41 409	2000 CITY ADMINISTRATOR	2002 OFFICE OF AGENCY OPERATIONS		-\$6,112.00		
	AE0	E	Yes	Agency Compliance - Exclude a Line	Other	This is for local and out of state travel and conferences.	Exclusion Justification 7.docx	2018 41 409	2000 CITY ADMINISTRATOR	2002 OFFICE OF AGENCY OPERATIONS		\$21,000.00		
TOT												\$0.00		
E - 2018 41 409 - 2000 CITY ADMINISTRATOR - 2007 OFFICE OF BUDGET AND FINANCE (2 Operating budget line items)														
Adjust or Exclude a Line Item	AE0	E	No					2018 41 409	2000 CITY ADMINISTRATOR	2007 OFFICE OF BUDGET AND FINANCE		\$54,141.00		
	AE0	E	Yes	Agency Compliance - Exclude a Line	No Eligible SBEs (licensure)	\$24,554, National League of Cities membership dues; \$23,000 US Conference of Mayors; \$640 for Government Finance Officers Association; \$800 for National Forum for Black Public Administrators	Exclusion Justification 8.docx	2018 41 409	2000 CITY ADMINISTRATOR	2007 OFFICE OF BUDGET AND FINANCE		\$48,994.00		
TOT												\$0.00		
E - 2018 41 409 - 3000 LABOR RELATIONS AND COLLECT. BARGAINING - 3005 LABOR RELATIONS/COLLECTIVE BARGAINING (5 Operating budget line items)														
Adjust or Exclude a Line Item	AE0	E	No					2018 41 409	3000 LABOR RELATIONS AND COLLECT. BARGAINING	3005 LABOR RELATIONS/COLLECTIVE BARGAINING		\$30,000.00		
Adjust or Exclude a Line Item	AE0	E	No					2018 41 409	3000 LABOR RELATIONS AND COLLECT. BARGAINING	3005 LABOR RELATIONS/COLLECTIVE BARGAINING		\$30,000.00		

Copy Line Item	Budget Code	Type	Special Exception	Justification	Reason	Explanation	Justification Document	CompSource CompObj2	Program Code & Title	Activity Code & Title	New Budget Change	Proposed Amount	Proposed Exception Amount	R A
	AE0	E	Yes	Agency Compliance - Exclude a Line	No Eligible SBEs (licensure)	\$9,000 for travel and conferences. \$2,200 for E-Filing and Electronic Service. \$7,362.00 Westlaw	Exclusion Justification 11.docx	2018 41 409	3000 LABOR RELATIONS AND COLLECT. BARGAINING	3005 LABOR RELATIONS/COLLECTIVE BARGAINING		\$18,562.00		
	AE0	E	Yes	Agency Compliance - Exclude a Line	No Potential SBEs (lack capacity)	\$12,680.00 funding to OCTO for the Data Management System. \$3,400 funding for IT Equipment and Hardware through OCTO's contract with Dell. \$486 telephone service with AT&T. \$350 for membership dues. \$100 for Fed Ex \$4,820.00 for the industry publication, Bloomberg BNA.	Exclusion Justification 12.docx	2018 41 409	3000 LABOR RELATIONS AND COLLECT. BARGAINING	3005 LABOR RELATIONS/COLLECTIVE BARGAINING		\$16,080.00		
Adjust or Exclude a Line Item	AE0	E	No					2018 41 409	3000 LABOR RELATIONS AND COLLECT. BARGAINING	3005 LABOR RELATIONS/COLLECTIVE BARGAINING	Q3 Revised Agency Budget	\$41,000.00		\$41
TOT												\$0.00	\$41	
E - 2018 50 506 - 2000 CITY ADMINISTRATOR - 2001 OFFICE OF PERFORMANCE MANAGEMENT (4 Operating budget line items)														
Adjust or Exclude a Line Item	AE0	E	No					2018 50 506	2000 CITY ADMINISTRATOR	2001 OFFICE OF PERFORMANCE MANAGEMENT		\$127,500.00		
	AE0	E	Yes	Agency Compliance - Exclude a Line	Other	This is private grant funding from the Laura and John Arnold Foundation.	The Lab @ DC Grant Agreement.pdf	2018 50 506	2000 CITY ADMINISTRATOR	2001 OFFICE OF PERFORMANCE MANAGEMENT		\$127,500.00		
	AE0	E	Yes	Agency Compliance - Exclude a Line	Other	This is a private grant from the Laura and John Arnold Foundation to fund the Lab @ DC.	Arnold Grant.pdf	2018 50 506	2000 CITY ADMINISTRATOR	2001 OFFICE OF PERFORMANCE MANAGEMENT		\$127,500.00		
Adjust or Exclude a Line Item	AE0	E	No					2018 50 506	2000 CITY ADMINISTRATOR	2001 OFFICE OF PERFORMANCE MANAGEMENT	Q3 Revised Agency Budget	\$127,500.00		\$255
TOT												\$0.00	\$255	
E - 2018 50 506 - 2000 CITY ADMINISTRATOR - 2002 OFFICE OF AGENCY OPERATIONS (2 Operating budget line items)														
Adjust or Exclude a Line Item	AE0	E	No					2018 50 506	2000 CITY ADMINISTRATOR	2002 OFFICE OF AGENCY OPERATIONS		\$127,500.00		
Adjust or Exclude a Line Item	AE0	E	No					2018 50 506	2000 CITY ADMINISTRATOR	2002 OFFICE OF AGENCY OPERATIONS		-\$127,500.00		
TOT												\$0.00		
E - 2018 70 701 - 2000 CITY ADMINISTRATOR - 2001 OFFICE OF PERFORMANCE MANAGEMENT (1 Operating Budget Line Item)														
Adjust or Exclude a Line Item	AE0	E	No					2018 70 701	2000 CITY ADMINISTRATOR	2001 OFFICE OF PERFORMANCE MANAGEMENT	Q3 Revised Agency Budget	\$4,000.00		\$4
TOT												\$0.00	\$4	
E - 2018 70 701 - 2000 CITY ADMINISTRATOR - 2002 OFFICE OF AGENCY OPERATIONS (1 Operating Budget Line Item)														
Adjust or Exclude a Line Item	AE0	E	No					2018 70 701	2000 CITY ADMINISTRATOR	2002 OFFICE OF AGENCY OPERATIONS		\$5,000.00		
TOT												\$0.00		
E - 2018 70 702 - 2000 CITY ADMINISTRATOR - 2001 OFFICE OF PERFORMANCE MANAGEMENT (2 Operating budget line items)														
Adjust or Exclude a Line Item	AE0	E	No					2018 70 702	2000 CITY ADMINISTRATOR	2001 OFFICE OF PERFORMANCE MANAGEMENT		\$24,822.00		
	AE0	E	Yes	Agency Compliance - Exclude a Line	No Potential SBEs (lack capacity)	This is a private grant from the Laura and John Arnold Foundation for the Lab @ DC.	The Lab @ DC Grant Agreement.pdf	2018 70 702	2000 CITY ADMINISTRATOR	2001 OFFICE OF PERFORMANCE MANAGEMENT		\$24,822.00		
TOT												\$0.00		
E - 2018 70 702 - 2000 CITY ADMINISTRATOR - 2002 OFFICE OF AGENCY OPERATIONS (2 Operating budget line items)														
Adjust or Exclude a Line Item	AE0	E	No					2018 70 702	2000 CITY ADMINISTRATOR	2002 OFFICE OF AGENCY OPERATIONS		\$24,822.00		
Adjust or Exclude a Line Item	AE0	E	No					2018 70 702	2000 CITY ADMINISTRATOR	2002 OFFICE OF AGENCY OPERATIONS		-\$24,822.00		
TOT												\$0.00		
TOT												\$1,491.60	\$4,474	

MY NEW OPERATING BUDGET LINE ITEMS - STATUS

DSLBD CS Status	Manager Status	Agency Name	Budget Code	Type	Special Exception	CompSource CompObj2	Status	Justification	Reason	Explanation	Justification Document	Program Code & Title	Activity Code & Title	Totaling Proposed Amount	Pro Exc A
Recommend Denial - 2018 40 404 - 1000 AGENCY MANAGEMENT - 1090 PERFORMANCE MANAGEMENT (1 Operating Budget Line Item)															
		Office of the City Administrator	AE0	E	Yes	2018 40 404	Denied	Agency Compliance - Exclude a Line	Agency Transfer	Vehicle maintenance with DPW Fleet for the City Administrator's vehicle.	Exclusion Justification 1.docx	1000 AGENCY MANAGEMENT	1090 PERFORMANCE MANAGEMENT	\$886.00	
TOT												\$886.00			
Recommend Denial - 2018 40 404 - 2000 CITY ADMINISTRATOR - 2002 OFFICE OF AGENCY OPERATIONS (1 Operating Budget Line Item)															

DSLBD CS Status	Manager Status	Agency Name	Budget Code	Type	Special Exception	CompSource CompObj2	Status	Justification	Reason	Explanation	Justification Document	Program Code & Title	Activity Code & Title	Totaling Proposed Amount	Pro Exo A
		Office of the City Administrator	AE0	E	Yes	2018 40 404	Denied	Agency Compliance - Exclude a Line	Agency Transfer	Vehicle maintenance with DPW Fleet Department for the OCA Office Van	Exclusion Justification 2.docx	2000 CITY ADMINISTRATOR	2002 OFFICE OF AGENCY OPERATIONS	\$605.60	
TOT														\$605.60	
Recommend Denial - 2018 40 408 - 2000 CITY ADMINISTRATOR - 2002 OFFICE OF AGENCY OPERATIONS (1 Operating Budget Line Item)															
		Office of the City Administrator	AE0	E	Yes	2018 40 408	Approved	Agency Compliance - Exclude a Line	No Potential SBEs (lack capacity)	\$32,000 for IT Equipment and Hardware through the OCTO contract with Dell. \$5,300 for the office work cell phone service with AT&T \$20,000 for the African American Mayors Association. \$5,595.00 for ICMA, \$5,300 for NFBPA \$2,640.00 for Lexis Nexis legal service \$180.00 for cable service. \$670.00 Newspaper subscription.	Exclusion Justification 4.docx	2000 CITY ADMINISTRATOR	2002 OFFICE OF AGENCY OPERATIONS	\$48,000.00	
TOT														\$48,000.00	
Recommend Denial - 2018 41 409 - 3000 LABOR RELATIONS AND COLLECT. BARGAINING - 3005 LABOR RELATIONS/COLLECTIVE BARGAINING (1 Operating Budget Line Item)															
		Office of the City Administrator	AE0	E	Yes	2018 41 409	Approved	Agency Compliance - Exclude a Line	No Potential SBEs (lack capacity)	\$12,680.00 funding to OCTO for the Data Management System. \$3,400 funding for IT Equipment and Hardware through OCTO's contract with Dell. \$486 telephone service with AT&T. \$350 for membership dues. \$100 for Fed Ex \$4,820.00 for the industry publication, Bloomberg BNA.	Exclusion Justification 12.docx	3000 LABOR RELATIONS AND COLLECT. BARGAINING	3005 LABOR RELATIONS/COLLECTIVE BARGAINING	\$16,080.00	
TOT														\$16,080.00	
Recommend Approval - 2018 20 201 - 2000 CITY ADMINISTRATOR - 2001 OFFICE OF PERFORMANCE MANAGEMENT (1 Operating Budget Line Item)															
		Office of the City Administrator	AE0	E	Yes	2018 20 201	Approved	Agency Compliance - Exclude a Line	Other	This is a private grant from the Laura and John Arnold Foundation to fund the Lab @ DC.	Arnold Grant.pdf	2000 CITY ADMINISTRATOR	2001 OFFICE OF PERFORMANCE MANAGEMENT	\$6,522.00	
TOT														\$6,522.00	
Recommend Approval - 2018 20 209 - 2000 CITY ADMINISTRATOR - 2001 OFFICE OF PERFORMANCE MANAGEMENT (1 Operating Budget Line Item)															
		Office of the City Administrator	AE0	E	Yes	2018 20 209	Approved	Agency Compliance - Exclude a Line	Other	This is a private grant from the Laura and John Arnold Foundation to fund the Lab @ DC.	Arnold Grant.pdf	2000 CITY ADMINISTRATOR	2001 OFFICE OF PERFORMANCE MANAGEMENT	\$2,175.00	
TOT														\$2,175.00	
Recommend Approval - 2018 40 408 - 2000 CITY ADMINISTRATOR - 2001 OFFICE OF PERFORMANCE MANAGEMENT (3 Operating budget line items)															
		Office of the City Administrator	AE0	E	Yes	2018 40 408	Approved	Agency Compliance - Exclude a Line	Proprietary Goods	Adobe Acrobat software license for the OCA Staff	Exclusion Justification 3.docx	2000 CITY ADMINISTRATOR	2001 OFFICE OF PERFORMANCE MANAGEMENT	\$6,827.00	
		Office of the City Administrator	AE0	E	Yes	2018 40 408	Approved	Agency Compliance - Exclude a Line	No Potential SBEs (lack capacity)	This is a private grant from the Laura and John Arnold Foundation to fund the Lab @ DC.	The Lab @ DC Grant Agreement.pdf	2000 CITY ADMINISTRATOR	2001 OFFICE OF PERFORMANCE MANAGEMENT	\$3,796.00	
		Office of the City Administrator	AE0	E	Yes	2018 40 408	Approved	Agency Compliance - Exclude a Line	Other	This is a private grant from the Laura and John Arnold Foundation to fund the Lab @ DC.	Arnold Grant.pdf	2000 CITY ADMINISTRATOR	2001 OFFICE OF PERFORMANCE MANAGEMENT	\$57,515.00	
TOT														\$68,138.00	
Recommend Approval - 2018 40 408 - 2000 CITY ADMINISTRATOR - 2007 OFFICE OF BUDGET AND FINANCE (1 Operating Budget Line Item)															
		Office of the City Administrator	AE0	E	Yes	2018 40 408	Approved	Agency Compliance - Exclude a Line	Out of State	Travel to NYC Bond Rating Agencies	Exclusion Justification 5.docx	2000 CITY ADMINISTRATOR	2007 OFFICE OF BUDGET AND FINANCE	\$2,000.00	
TOT														\$2,000.00	
Recommend Approval - 2018 40 411 - 2000 CITY ADMINISTRATOR - 2004 OFFICE OF PUBLIC PRIVATE PARTNERSHIPS (1 Operating Budget Line Item)															

DSLBD CS Status	Manager Status	Agency Name	Budget Code	Type	Special Exception	CompSource CompObj2	Status	Justification	Reason	Explanation	Justification Document	Program Code & Title	Activity Code & Title	Totaling Proposed Amount	Pro Exo A
●	■	Office of the City Administrator	AE0	E	Yes	2018 40 411	Approved	Agency Compliance - Exclude a Line	No Eligible SBEs (licensure)	Industry publications Infra -Americas P3 Bulletin and publishing procurement documents	Exclusion Justification 6.docx	2000 CITY ADMINISTRATOR	2004 OFFICE OF PUBLIC PRIVATE PARTNERSHIPS	\$2,500.00	
TOT														\$2,500.00	
Recommend Approval - 2018 41 409 - 2000 CITY ADMINISTRATOR - 2001 OFFICE OF PERFORMANCE MANAGEMENT (2 Operating budget line items)															
●	■	Office of the City Administrator	AE0	E	Yes	2018 41 409	Approved	Agency Compliance - Exclude a Line	Other	This is a private grant from the Laura and John Arnold Foundation for the Lab @ DC.	The Lab @ DC Grant Agreement.pdf	2000 CITY ADMINISTRATOR	2001 OFFICE OF PERFORMANCE MANAGEMENT	\$6,112.00	
●	■	Office of the City Administrator	AE0	E	Yes	2018 41 409	Approved	Agency Compliance - Exclude a Line	Other	This is a private grant from the Laura and John Arnold Foundation to fund the Lab @ DC.	Arnold Grant.pdf	2000 CITY ADMINISTRATOR	2001 OFFICE OF PERFORMANCE MANAGEMENT	\$870,509.97	
TOT														\$876,621.97	
Recommend Approval - 2018 41 409 - 2000 CITY ADMINISTRATOR - 2002 OFFICE OF AGENCY OPERATIONS (1 Operating Budget Line Item)															
●	■	Office of the City Administrator	AE0	E	Yes	2018 41 409	Approved	Agency Compliance - Exclude a Line	Other	This is for local and out of state travel and conferences.	Exclusion Justification 7.docx	2000 CITY ADMINISTRATOR	2002 OFFICE OF AGENCY OPERATIONS	\$21,000.00	
TOT														\$21,000.00	
Recommend Approval - 2018 41 409 - 2000 CITY ADMINISTRATOR - 2007 OFFICE OF BUDGET AND FINANCE (1 Operating Budget Line Item)															
●	■	Office of the City Administrator	AE0	E	Yes	2018 41 409	Approved	Agency Compliance - Exclude a Line	No Eligible SBEs (licensure)	\$24,554, National League of Cities membership dues; \$23,000 US Conference of Mayors; \$640 for Government Finance Officers Association; \$800 for National Forum for Black Public Administrators	Exclusion Justification 8.docx	2000 CITY ADMINISTRATOR	2007 OFFICE OF BUDGET AND FINANCE	\$48,994.00	
TOT														\$48,994.00	
Recommend Approval - 2018 41 409 - 3000 LABOR RELATIONS AND COLLECT. BARGAINING - 3005 LABOR RELATIONS/COLLECTIVE BARGAINING (1 Operating Budget Line Item)															
●	■	Office of the City Administrator	AE0	E	Yes	2018 41 409	Approved	Agency Compliance - Exclude a Line	No Eligible SBEs (licensure)	\$9,000 for travel and conferences. \$2,200 for E-Filing and Electronic Service. \$7,362.00 Westlaw	Exclusion Justification 11.docx	3000 LABOR RELATIONS AND COLLECT. BARGAINING	3005 LABOR RELATIONS/COLLECTIVE BARGAINING	\$18,562.00	
TOT														\$18,562.00	
Recommend Approval - 2018 50 506 - 2000 CITY ADMINISTRATOR - 2001 OFFICE OF PERFORMANCE MANAGEMENT (2 Operating budget line items)															
●	■	Office of the City Administrator	AE0	E	Yes	2018 50 506	Approved	Agency Compliance - Exclude a Line	Other	This is private grant funding from the Laura and John Arnold Foundation.	The Lab @ DC Grant Agreement.pdf	2000 CITY ADMINISTRATOR	2001 OFFICE OF PERFORMANCE MANAGEMENT	\$127,500.00	
●	■	Office of the City Administrator	AE0	E	Yes	2018 50 506	Approved	Agency Compliance - Exclude a Line	Other	This is a private grant from the Laura and John Arnold Foundation to fund the Lab @ DC.	Arnold Grant.pdf	2000 CITY ADMINISTRATOR	2001 OFFICE OF PERFORMANCE MANAGEMENT	\$127,500.00	
TOT														\$255,000.00	
Recommend Approval - 2018 70 702 - 2000 CITY ADMINISTRATOR - 2001 OFFICE OF PERFORMANCE MANAGEMENT (1 Operating Budget Line Item)															
●	■	Office of the City Administrator	AE0	E	Yes	2018 70 702	Approved	Agency Compliance - Exclude a Line	No Potential SBEs (lack capacity)	This is a private grant from the Laura and John Arnold Foundation for the Lab @ DC.	The Lab @ DC Grant Agreement.pdf	2000 CITY ADMINISTRATOR	2001 OFFICE OF PERFORMANCE MANAGEMENT	\$24,822.00	
TOT														\$24,822.00	
Additional Docs Required - 2018 40 408 - 2000 CITY ADMINISTRATOR - 2004 OFFICE OF PUBLIC PRIVATE PARTNERSHIPS (2 Operating budget line items)															

DSLBD CS Status	Manager Status	Agency Name	Budget Code	Type	Special Exception	CompSource CompObj2	Status	Justification	Reason	Explanation	Justification Document	Program Code & Title	Activity Code & Title	Totaling Proposed Amount	Pro Exc A
●	■	Office of the City Administrator	AEO	E	Yes	2018 40 408	Approved	Agency Compliance - Exclude a Line	Other	\$496,253.32 provides funding for Financial and Legal advisory services The unique nature and complexity of public-private partnerships being procured by the District requires advisory services with a high degree of specialty, and therefore, robust contractor qualification standards. \$156,000 OCP Contracting Services Funding will support DC Office of Contracting and Procurement staff working on OP3 procurement.	1232_001.pdf	2000 CITY ADMINISTRATOR	2004 OFFICE OF PUBLIC PRIVATE PARTNERSHIPS	\$2,322,905.00	
●	■	Office of the City Administrator	AEO	E	Yes	2018 40 408	Approved	Agency Compliance - Exclude a Line	Other	\$73,246.68 provides funding for Financial and Legal advisory services - The unique nature and complexity of public-private partnerships being procured by the District requires advisory services with a high degree of specialty, and therefore, robust contractor qualification standards. \$5,000 Travel: Staff travel-out of state and local. \$6,000 Conferences: Conference fees.	1232_001.pdf	2000 CITY ADMINISTRATOR	2004 OFFICE OF PUBLIC PRIVATE PARTNERSHIPS	\$84,246.68	
TOT														\$2,407,151.68	
TOT														\$3,799,058.25	\$1

Capital Budget Worksheet

No. of Capital Budget Line Items (OCFO)

0

No. of New/Adjusted Capital Budget Line Items

0

No. of New Approved Capital Budget Line Items

0

(A = Automatic Exclusion)

Total Current Fiscal Year \$ Amount Automatically Excluded

No. of Automatically Excluded Capital Budget Line Items

0

(E = Expendable Budget Line Item)

Copy Line Item	Implementing Agency Name	Owner Agency2	Type	Special Exception	Comp Source Group	Justification	Reason	Explanation	JustificationDocument	Project No.	Project Title	Fund Detail	Comp GL Acct Title	Current Fiscal Year	Proposed Exception Amount
----------------	--------------------------	---------------	------	-------------------	-------------------	---------------	--------	-------------	-----------------------	-------------	---------------	-------------	--------------------	---------------------	---------------------------

No capital budget line items found

MY NEW CAPITAL BUDGET LINE ITEMS - STATUS

DSLBD CS Status	Manager Status	Agency Name	Budget Code	Type	Special Exception	Status	Justification	Reason	Explanation	JustificationDocument	Project No.	Project Title	Fund Detail	Current Fiscal Year	Proposed Exception Amount
-----------------	----------------	-------------	-------------	------	-------------------	--------	---------------	--------	-------------	-----------------------	-------------	---------------	-------------	---------------------	---------------------------

No capital budget line items found

Agency Procurement Plan

If your Agency does not procure through OCP, please upload your Agency's Procurement Plan Spreadsheet

Per Chapter 8 of Title 27 DCMR, section 832, each agency detail shall submit to the Department the Agency Procurement Plan (APP) as described in section 832.5 for the fiscal year, on a form designated by the Department. Click the eye to view the plan

AGENCY PROCUREMENT LINES

Project Title	Procurement Name	Procurement Description	OAPT	OAPTLine	Requester	ContractingOfficer	Phone	Commodity	Commodity Description	FundingSource	Sustainability	Type of Intended Award	Procurement
OAPT18820 (8 Procurement lines)													
Software	Labor Relations Office	Software	OAPT18820	OAPT18820_0	Rosa Burch	Juva Hepburn	727-0311	9625840	INSTALLATION AND REMOVAL SERVICES, BANNERS	LOCAL	NO	FirmFixedPrice	SmallPurchase

Project Title	Procurement Name	Procurement Description	OAPT	OAPTLine	Requester	ContractingOfficer	Phone	Commodity	Commodity Description	FundingSource	Sustainability	Type of Intended Award	Procurement
Training	Labor Relations Office	Training	OAPT18820	OAPT18820_1	Rosa Burch	Juva Hepburn	727-0311	9625840	INSTALLATION AND REMOVAL SERVICES, BANNERS	LOCAL	NO	FirmFixedPrice	SmallPurchase
Contract Service	Labor Relations Office	Contract Service	OAPT18820	OAPT18820_2	Rosa Burch	Juva Hepburn	727-0311	9625840	INSTALLATION AND REMOVAL SERVICES, BANNERS	LOCAL	NO	FirmFixedPrice	SmallPurchase
Maintenance Agreement 10/01/17	Labor Relations Office	Maintenance Agreement	OAPT18820	OAPT18820_3	Rosa Burch	Juva Hepburn	727-0311	9625840	INSTALLATION AND REMOVAL SERVICES, BANNERS	LOCAL	NO	FirmFixedPrice	SmallPurchase
Service Contract	Labor Relations Office	Service Contract	OAPT18820	OAPT18820_4	Rosa Burch	Juva Hepburn	727-0311	9625840	INSTALLATION AND REMOVAL SERVICES, BANNERS	LOCAL	NO	FirmFixedPrice	SmallPurchase
Contract Service	Labor Relations Office	Contract Service	OAPT18820	OAPT18820_5	Rosa Burch	Juva Hepburn	727-0311	9625840	INSTALLATION AND REMOVAL SERVICES, BANNERS	LOCAL	NO	FirmFixedPrice	SmallPurchase
Service Contract 10/01/2017	Labor Relations Office	Service Contract	OAPT18820	OAPT18820_6	Rosa Burch	Juva Hepburn	727-0311	9619640	LABOR, MISCELLANEOUS	LOCAL	NO	FirmFixedPrice	SmallPurchase
Subscription	Labor Relations Office	Subscription	OAPT18820	OAPT18820_7	Rosa Burch	Juva Hepburn	727-0311	9619640	LABOR, MISCELLANEOUS	LOCAL	NO	FirmFixedPrice	SmallPurchase
TOT													
OAPT18821 (9 Procurement lines)													
Contract Service	Copy of City Administrator Office	Operation Services	OAPT18821	OAPT18821_0	Rosa Burch	Juva Hepburn	727-0311	9625840	INSTALLATION AND REMOVAL SERVICES, BANNERS	LOCAL	NO	FirmFixedPrice	SmallPurchase
Consulting Services	Copy of City Administrator Office	Consulting Services	OAPT18821	OAPT18821_1	Rosa Burch	Juva Hepburn	727-0311	9625840	INSTALLATION AND REMOVAL SERVICES, BANNERS	LOCAL	NO	FirmFixedPrice	SmallPurchase
Equipment	Copy of City Administrator Office	Equipment	OAPT18821	OAPT18821_2	Rosa Burch	Juva Hepburn	727-0311	9625840	INSTALLATION AND REMOVAL SERVICES, BANNERS	LOCAL	NO	FirmFixedPrice	SmallPurchase
Maintenance Agreement 10/01/2017	Copy of City Administrator Office	Maintenance Agreement	OAPT18821	OAPT18821_3	Rosa Burch	Juva Hepburn	727-0311	9625840	INSTALLATION AND REMOVAL SERVICES, BANNERS	LOCAL	NO	FirmFixedPrice	SmallPurchase
Contract Service	Copy of City Administrator Office	Maintenance Agreement	OAPT18821	OAPT18821_4	Rosa Burch	Juva Hepburn	727-0311	9625840	INSTALLATION AND REMOVAL SERVICES, BANNERS	LOCAL	NO	FirmFixedPrice	SmallPurchase
Maintenance Agreement 10/01/2017	Copy of City Administrator Office	Maintenance Agreement	OAPT18821	OAPT18821_5	Rosa Burch	Juva Hepburn	727-0311	9625840	INSTALLATION AND REMOVAL SERVICES, BANNERS	LOCAL	NO	FirmFixedPrice	SmallPurchase
Consulting Services	Copy of City Administrator Office	Consulting Services	OAPT18821	OAPT18821_6	Rosa Burch	Juva Hepburn	727-0311	9625840	INSTALLATION AND REMOVAL SERVICES, BANNERS	LOCAL	NO	FirmFixedPrice	SmallPurchase
Contract Service	Copy of City Administrator Office	Operate and Maintian facilities	OAPT18821	OAPT18821_7	Rosa Burch	Juva Hepburn	727-0311	9625840	INSTALLATION AND REMOVAL SERVICES, BANNERS	LOCAL	NO	FirmFixedPrice	SmallPurchase
Maintenance Agreement 10/01/2017	Copy of City Administrator Office	Maintenance Agreement	OAPT18821	OAPT18821_8	Rosa Burch	Juva Hepburn	727-0311	9619640	LABOR, MISCELLANEOUS	LOCAL	NO	FirmFixedPrice	SmallPurchase
TOT													
TOT													

Quarterly Expenditure Reports

Enter quarterly report expenditures here. (D.C. Official Code 2-218.41).

Q1, Q2, Q3, and Q4 Expenditures

Please upload the Quarterly Expenditure Report Spreadsheet. If you are uploading multiple spreadsheets for the quarter, please ensure that each file has a unique descriptive name. After each spreadsheet is uploaded, you must select the SAVE button in the upper right corner before uploading the next spreadsheet.

PCARD	Vendor Name	Vendor State	Vendor Zip	Service Description	CBE Number	CBE	SBE	Expenditure Amount	SBE Expenditure Amount	Payment Date	Appropriated Fund	CompSource Title	CompObject Title
<i>(empty)</i> (211 Expenditure Reports)													
N						N	N	-\$640.00	\$0.00	10-13-2017	400	40 OTHER SERVICES AND CHARGES	402 TRAVEL - OUT OF CITY
N						N	N	\$14,889.17	\$0.00	10-31-2017	100	40 OTHER SERVICES AND CHARGES	410 OFFICE SUPPORT
N						N	N	\$1,419.39	\$0.00	11-16-2017	100	20 SUPPLIES AND MATERIALS	201 OFFICE SUPPLIES
N						N	N	\$225.92	\$0.00	11-16-2017	100	20 SUPPLIES AND MATERIALS	201 OFFICE SUPPLIES
N						N	N	\$60.10	\$0.00	11-16-2017	100	40 OTHER SERVICES AND CHARGES	401 TRAVEL - LOCAL
N						N	N	\$2,166.49	\$0.00	11-16-2017	100	40 OTHER SERVICES AND CHARGES	402 TRAVEL - OUT OF CITY
N						N	N	\$7,647.28	\$0.00	11-16-2017	100	40 OTHER SERVICES AND CHARGES	408 PROF SERVICE FEES AND CONTR
N						N	N	-\$1,615.38	\$0.00	11-16-2017	100	40 OTHER SERVICES AND CHARGES	410 OFFICE SUPPORT

PCARD	Vendor Name	Vendor State	Vendor Zip	Service Description	CBE Number	CBE	SBE	Expenditure Amount	SBE Expenditure Amount	Payment Date	Appropriated Fund	CompSource Title	CompObject Title
N						N	N	-13,273.79	\$0.00	11-16-2017	100	40 OTHER SERVICES AND CHARGES	410 OFFICE SUPPORT
N						N	N	\$195.99	\$0.00	11-16-2017	100	41 CONTRACTUAL SERVICES - OTHER	409 CONTRACTUAL SERVICES - OTHER
N						N	N	\$2,578.00	\$0.00	11-16-2017	100	70 EQUIPMENT & EQUIPMENT RENTAL	701 PURCHASES - FURNITURE AND FIXTURES
N						N	N	\$596.00	\$0.00	11-16-2017	400	20 SUPPLIES AND MATERIALS	201 OFFICE SUPPLIES
N						N	N	\$71.35	\$0.00	12-01-2017	100	40 OTHER SERVICES AND CHARGES	404 MAINTENANCE AND REPAIRS - AUTO
N						N	N	\$26,820.05	\$0.00	12-13-2017	100	40 OTHER SERVICES AND CHARGES	410 OFFICE SUPPORT
N						N	N	\$21,874.50	\$0.00	12-31-2017	100	40 OTHER SERVICES AND CHARGES	410 OFFICE SUPPORT
N						N	N	-\$7,425.81	\$0.00	12-31-2017	100	40 OTHER SERVICES AND CHARGES	410 OFFICE SUPPORT
N						N	N	\$221.45	\$0.00	12-31-2017	400	20 SUPPLIES AND MATERIALS	201 OFFICE SUPPLIES
N						N	N	\$5,915.36	\$0.00	12-31-2017	400	40 OTHER SERVICES AND CHARGES	408 PROF SERVICE FEES AND CONTR
N						N	N	\$1,289.00	\$0.00	12-31-2017	400	70 EQUIPMENT & EQUIPMENT RENTAL	701 PURCHASES - FURNITURE AND FIXTURES
N						N	N	\$4,301.74	\$0.00	01-10-2018	100	20 SUPPLIES AND MATERIALS	201 OFFICE SUPPLIES
N						N	N	\$359.76	\$0.00	01-10-2018	100	20 SUPPLIES AND MATERIALS	201 OFFICE SUPPLIES
N						N	N	\$7,549.88	\$0.00	01-10-2018	100	40 OTHER SERVICES AND CHARGES	402 TRAVEL - OUT OF CITY
N						N	N	\$6,064.28	\$0.00	01-10-2018	100	40 OTHER SERVICES AND CHARGES	408 PROF SERVICE FEES AND CONTR
N						N	N	-\$18,863.90	\$0.00	01-10-2018	100	40 OTHER SERVICES AND CHARGES	410 OFFICE SUPPORT
N						N	N	-\$530.34	\$0.00	01-10-2018	100	40 OTHER SERVICES AND CHARGES	410 OFFICE SUPPORT
N						N	N	\$170.58	\$0.00	01-10-2018	100	41 CONTRACTUAL SERVICES - OTHER	409 CONTRACTUAL SERVICES - OTHER
N						N	N	\$662.00	\$0.00	01-10-2018	100	70 EQUIPMENT & EQUIPMENT RENTAL	701 PURCHASES - FURNITURE AND FIXTURES
N						N	N	\$286.00	\$0.00	01-10-2018	400	20 SUPPLIES AND MATERIALS	201 OFFICE SUPPLIES
N						N	N	\$8,411.85	\$0.00	01-23-2018	100	20 SUPPLIES AND MATERIALS	201 OFFICE SUPPLIES
N						N	N	\$1,014.94	\$0.00	01-23-2018	100	20 SUPPLIES AND MATERIALS	201 OFFICE SUPPLIES
N						N	N	\$40.00	\$0.00	01-23-2018	100	40 OTHER SERVICES AND CHARGES	401 TRAVEL - LOCAL
N						N	N	\$2,584.30	\$0.00	01-23-2018	100	40 OTHER SERVICES AND CHARGES	402 TRAVEL - OUT OF CITY
N						N	N	\$6,503.53	\$0.00	01-23-2018	100	40 OTHER SERVICES AND CHARGES	408 PROF SERVICE FEES AND CONTR
N						N	N	\$885.00	\$0.00	01-23-2018	100	40 OTHER SERVICES AND CHARGES	408 PROF SERVICE FEES AND CONTR
N						N	N	-\$19,673.68	\$0.00	01-23-2018	100	40 OTHER SERVICES AND CHARGES	410 OFFICE SUPPORT
N						N	N	-\$1,145.88	\$0.00	01-23-2018	100	40 OTHER SERVICES AND CHARGES	410 OFFICE SUPPORT
N						N	N	-\$1,054.94	\$0.00	01-23-2018	100	40 OTHER SERVICES AND CHARGES	410 OFFICE SUPPORT
N						N	N	\$1,289.00	\$0.00	01-23-2018	100	70 EQUIPMENT & EQUIPMENT RENTAL	701 PURCHASES - FURNITURE AND FIXTURES
N						N	N	\$403.83	\$0.00	01-23-2018	400	20 SUPPLIES AND MATERIALS	201 OFFICE SUPPLIES
N						N	N	\$640.00	\$0.00	01-23-2018	400	40 OTHER SERVICES AND CHARGES	402 TRAVEL - OUT OF CITY
N						N	N	-\$640.00	\$0.00	01-23-2018	400	40 OTHER SERVICES AND CHARGES	402 TRAVEL - OUT OF CITY
N						N	N	\$742.05	\$0.00	01-23-2018	400	40 OTHER SERVICES AND CHARGES	408 PROF SERVICE FEES AND CONTR
N						N	N	\$262.00	\$0.00	01-31-2018	100	20 SUPPLIES AND MATERIALS	201 OFFICE SUPPLIES
N						N	N	\$844.49	\$0.00	01-31-2018	100	20 SUPPLIES AND MATERIALS	201 OFFICE SUPPLIES

PCARD	Vendor Name	Vendor State	Vendor Zip	Service Description	CBE Number	CBE	SBE	Expenditure Amount	SBE Expenditure Amount	Payment Date	Appropriated Fund	CompSource Title	CompObject Title
N						N	N	\$1,228.66	\$0.00	01-31-2018	100	20 SUPPLIES AND MATERIALS	201 OFFICE SUPPLIES
N						N	N	\$5,786.69	\$0.00	01-31-2018	100	40 OTHER SERVICES AND CHARGES	402 TRAVEL - OUT OF CITY
N						N	N	\$702.20	\$0.00	01-31-2018	100	40 OTHER SERVICES AND CHARGES	402 TRAVEL - OUT OF CITY
N						N	N	\$7,093.40	\$0.00	01-31-2018	100	40 OTHER SERVICES AND CHARGES	408 PROF SERVICE FEES AND CONTR
N						N	N	\$1,992.60	\$0.00	01-31-2018	100	40 OTHER SERVICES AND CHARGES	408 PROF SERVICE FEES AND CONTR
N						N	N	\$20,476.07	\$0.00	01-31-2018	100	40 OTHER SERVICES AND CHARGES	410 OFFICE SUPPORT
N						N	N	-\$1,217.03	\$0.00	01-31-2018	100	40 OTHER SERVICES AND CHARGES	410 OFFICE SUPPORT
N						N	N	-\$322.00	\$0.00	01-31-2018	100	40 OTHER SERVICES AND CHARGES	410 OFFICE SUPPORT
N						N	N	-\$18,937.04	\$0.00	01-31-2018	100	40 OTHER SERVICES AND CHARGES	410 OFFICE SUPPORT
N						N	N	\$60.00	\$0.00	01-31-2018	100	41 CONTRACTUAL SERVICES - OTHER	409 CONTRACTUAL SERVICES - OTHER
N						N	N	\$1,289.00	\$0.00	01-31-2018	100	70 EQUIPMENT & EQUIPMENT RENTAL	701 PURCHASES - FURNITURE AND FIXTURES
N						N	N	\$198.41	\$0.00	01-31-2018	400	20 SUPPLIES AND MATERIALS	201 OFFICE SUPPLIES
N						N	N	\$1,018.62	\$0.00	01-31-2018	400	40 OTHER SERVICES AND CHARGES	408 PROF SERVICE FEES AND CONTR
N						N	N	\$5,710.92	\$0.00	02-20-2018	100	40 OTHER SERVICES AND CHARGES	408 PROF SERVICE FEES AND CONTR
N						N	N	\$438.40	\$0.00	02-28-2018	100	20 SUPPLIES AND MATERIALS	201 OFFICE SUPPLIES
N						N	N	\$3,771.34	\$0.00	02-28-2018	100	20 SUPPLIES AND MATERIALS	201 OFFICE SUPPLIES
N						N	N	\$1,827.76	\$0.00	02-28-2018	100	20 SUPPLIES AND MATERIALS	201 OFFICE SUPPLIES
N						N	N	\$239.45	\$0.00	02-28-2018	100	31 TELEPHONE, TELEGRAPH, TELEGRAM, ETC	308 TELEPHONE, TELETYPE, TELEGRAM, ETC
N						N	N	\$80.00	\$0.00	02-28-2018	100	40 OTHER SERVICES AND CHARGES	401 TRAVEL - LOCAL
N						N	N	\$2,733.88	\$0.00	02-28-2018	100	40 OTHER SERVICES AND CHARGES	402 TRAVEL - OUT OF CITY
N						N	N	\$5,221.37	\$0.00	02-28-2018	100	40 OTHER SERVICES AND CHARGES	408 PROF SERVICE FEES AND CONTR
N						N	N	\$20,740.69	\$0.00	02-28-2018	100	40 OTHER SERVICES AND CHARGES	410 OFFICE SUPPORT
N						N	N	-\$15,623.00	\$0.00	02-28-2018	100	40 OTHER SERVICES AND CHARGES	410 OFFICE SUPPORT
N						N	N	-\$1,857.34	\$0.00	02-28-2018	100	40 OTHER SERVICES AND CHARGES	410 OFFICE SUPPORT
N						N	N	-\$3,260.35	\$0.00	02-28-2018	100	40 OTHER SERVICES AND CHARGES	410 OFFICE SUPPORT
N						N	N	\$29.58	\$0.00	02-28-2018	100	41 CONTRACTUAL SERVICES - OTHER	409 CONTRACTUAL SERVICES - OTHER
N						N	N	\$3,378.01	\$0.00	02-28-2018	100	70 EQUIPMENT & EQUIPMENT RENTAL	701 PURCHASES - FURNITURE AND FIXTURES
N						N	N	\$526.24	\$0.00	02-28-2018	400	20 SUPPLIES AND MATERIALS	201 OFFICE SUPPLIES
N						N	N	\$1,700.93	\$0.00	02-28-2018	400	40 OTHER SERVICES AND CHARGES	408 PROF SERVICE FEES AND CONTR
N						N	N	\$289.41	\$0.00	02-28-2018	400	70 EQUIPMENT & EQUIPMENT RENTAL	709 TEXT BOOKS
N						N	N	\$743.77	\$0.00	02-28-2018	400	70 EQUIPMENT & EQUIPMENT RENTAL	710 IT HARDWARE ACQUISITIONS
N						N	N	\$319.99	\$0.00	03-14-2018	100	31 TELEPHONE, TELEGRAPH, TELEGRAM, ETC	308 TELEPHONE, TELETYPE, TELEGRAM, ETC
N						N	N	\$60.00	\$0.00	03-31-2018	100	20 SUPPLIES AND MATERIALS	201 OFFICE SUPPLIES
N						N	N	\$2,212.31	\$0.00	03-31-2018	100	20 SUPPLIES AND MATERIALS	201 OFFICE SUPPLIES
N						N	N	\$379.13	\$0.00	03-31-2018	100	31 TELEPHONE, TELEGRAPH, TELEGRAM, ETC	308 TELEPHONE, TELETYPE, TELEGRAM, ETC

PCARD	Vendor Name	Vendor State	Vendor Zip	Service Description	CBE Number	CBE	SBE	Expenditure Amount	SBE Expenditure Amount	Payment Date	Appropriated Fund	CompSource Title	CompObject Title
N						N	N	\$30.00	\$0.00	03-31-2018	100	40 OTHER SERVICES AND CHARGES	402 TRAVEL - OUT OF CITY
N						N	N	\$6,192.29	\$0.00	03-31-2018	100	40 OTHER SERVICES AND CHARGES	408 PROF SERVICE FEES AND CONTR
N						N	N	\$15,565.61	\$0.00	03-31-2018	100	40 OTHER SERVICES AND CHARGES	410 OFFICE SUPPORT
N						N	N	-\$60.00	\$0.00	03-31-2018	100	40 OTHER SERVICES AND CHARGES	410 OFFICE SUPPORT
N						N	N	-\$8,434.60	\$0.00	03-31-2018	100	40 OTHER SERVICES AND CHARGES	410 OFFICE SUPPORT
N						N	N	-\$7,071.01	\$0.00	03-31-2018	100	40 OTHER SERVICES AND CHARGES	410 OFFICE SUPPORT
N						N	N	\$254.76	\$0.00	03-31-2018	400	20 SUPPLIES AND MATERIALS	209 FOOD PROVISIONS
N						N	N	\$2,309.07	\$0.00	03-31-2018	400	40 OTHER SERVICES AND CHARGES	402 TRAVEL - OUT OF CITY
N						N	N	\$4,507.18	\$0.00	03-31-2018	400	40 OTHER SERVICES AND CHARGES	408 PROF SERVICE FEES AND CONTR
N						N	N	\$65,756.22	\$0.00	04-05-2018	400	41 CONTRACTUAL SERVICES - OTHER	409 CONTRACTUAL SERVICES - OTHER
N						N	N	-\$65,756.22	\$0.00	04-05-2018	400	50 SUBSIDIES AND TRANSFERS	506 GRANTS AND GRATUITIES
N						N	N	-\$2,969.39	\$0.00	04-27-2018	100	40 OTHER SERVICES AND CHARGES	402 TRAVEL - OUT OF CITY
N						N	N	\$1,798.83	\$0.00	04-30-2018	100	20 SUPPLIES AND MATERIALS	201 OFFICE SUPPLIES
N						N	N	-\$200.00	\$0.00	04-30-2018	100	31 TELEPHONE, TELEGRAPH, TELEGRAM, ETC	308 TELEPHONE, TELETYPE, TELEGRAM, ETC
N						N	N	\$379.13	\$0.00	04-30-2018	100	31 TELEPHONE, TELEGRAPH, TELEGRAM, ETC	308 TELEPHONE, TELETYPE, TELEGRAM, ETC
N						N	N	\$1,114.21	\$0.00	04-30-2018	100	40 OTHER SERVICES AND CHARGES	402 TRAVEL - OUT OF CITY
N						N	N	\$8,076.99	\$0.00	04-30-2018	100	40 OTHER SERVICES AND CHARGES	410 OFFICE SUPPORT
N						N	N	-\$6,299.25	\$0.00	04-30-2018	100	40 OTHER SERVICES AND CHARGES	410 OFFICE SUPPORT
N						N	N	-\$1,777.74	\$0.00	04-30-2018	100	40 OTHER SERVICES AND CHARGES	410 OFFICE SUPPORT
N						N	N	\$1,085.00	\$0.00	04-30-2018	100	40 OTHER SERVICES AND CHARGES	424 CONFERENCE FEES LOC OUT OF CITY
N						N	N	\$2,301.21	\$0.00	04-30-2018	100	70 EQUIPMENT & EQUIPMENT RENTAL	701 PURCHASES - FURNITURE AND FIXTURES
N						N	N	\$132.00	\$0.00	04-30-2018	400	20 SUPPLIES AND MATERIALS	209 FOOD PROVISIONS
N						N	N	\$356.74	\$0.00	04-30-2018	400	40 OTHER SERVICES AND CHARGES	408 PROF SERVICE FEES AND CONTR
N						N	N	\$1,289.00	\$0.00	04-30-2018	400	70 EQUIPMENT & EQUIPMENT RENTAL	701 PURCHASES - FURNITURE AND FIXTURES
N						N	N	-\$129,115.00	\$0.00	05-21-2018	700	40 OTHER SERVICES AND CHARGES	408 PROF SERVICE FEES AND CONTR
N						N	N	\$129,115.00	\$0.00	05-21-2018	750	40 OTHER SERVICES AND CHARGES	408 PROF SERVICE FEES AND CONTR
N						N	N	\$4,769.82	\$0.00	05-25-2018	100	40 OTHER SERVICES AND CHARGES	408 PROF SERVICE FEES AND CONTR
N						N	N	\$379.13	\$0.00	05-29-2018	100	31 TELEPHONE, TELEGRAPH, TELEGRAM, ETC	308 TELEPHONE, TELETYPE, TELEGRAM, ETC
N						N	N	-\$2,238.13	\$0.00	05-31-2018	100	20 SUPPLIES AND MATERIALS	201 OFFICE SUPPLIES
N						N	N	-\$643.51	\$0.00	05-31-2018	100	40 OTHER SERVICES AND CHARGES	402 TRAVEL - OUT OF CITY
N						N	N	\$6,473.12	\$0.00	05-31-2018	100	40 OTHER SERVICES AND CHARGES	408 PROF SERVICE FEES AND CONTR
N						N	N	-\$1,545.50	\$0.00	05-31-2018	100	40 OTHER SERVICES AND CHARGES	408 PROF SERVICE FEES AND CONTR
N						N	N	-\$1,703.29	\$0.00	06-13-2018	100	40 OTHER SERVICES AND CHARGES	408 PROF SERVICE FEES AND CONTR
N						N	N	\$4,808.63	\$0.00	06-13-2018	100	40 OTHER SERVICES AND CHARGES	410 OFFICE SUPPORT

PCARD	Vendor Name	Vendor State	Vendor Zip	Service Description	CBE Number	CBE	SBE	Expenditure Amount	SBE Expenditure Amount	Payment Date	Appropriated Fund	CompSource Title	CompObject Title
N						N	N	\$19,966.22	\$0.00	06-19-2018	100	40 OTHER SERVICES AND CHARGES	410 OFFICE SUPPORT
N						N	N	\$4,768.17	\$0.00	06-20-2018	100	40 OTHER SERVICES AND CHARGES	408 PROF SERVICE FEES AND CONTR
N						N	N	\$983.28	\$0.00	06-25-2018	100	20 SUPPLIES AND MATERIALS	201 OFFICE SUPPLIES
N						N	N	\$1,475.02	\$0.00	06-25-2018	100	20 SUPPLIES AND MATERIALS	201 OFFICE SUPPLIES
N						N	N	\$636.18	\$0.00	06-25-2018	100	40 OTHER SERVICES AND CHARGES	401 TRAVEL - LOCAL
N						N	N	\$1,086.27	\$0.00	06-25-2018	100	40 OTHER SERVICES AND CHARGES	402 TRAVEL - OUT OF CITY
N						N	N	\$3,195.16	\$0.00	06-25-2018	100	40 OTHER SERVICES AND CHARGES	402 TRAVEL - OUT OF CITY
N						N	N	\$874.26	\$0.00	06-25-2018	100	40 OTHER SERVICES AND CHARGES	408 PROF SERVICE FEES AND CONTR
N						N	N	\$712.81	\$0.00	06-25-2018	100	40 OTHER SERVICES AND CHARGES	408 PROF SERVICE FEES AND CONTR
N						N	N	-\$4,808.63	\$0.00	06-25-2018	100	40 OTHER SERVICES AND CHARGES	410 OFFICE SUPPORT
N						N	N	-\$19,966.22	\$0.00	06-25-2018	100	40 OTHER SERVICES AND CHARGES	410 OFFICE SUPPORT
N						N	N	\$3,300.00	\$0.00	06-25-2018	100	40 OTHER SERVICES AND CHARGES	425 PAYMENT OF MEMBERSHIP DUES
N						N	N	\$1,067.67	\$0.00	06-25-2018	100	70 EQUIPMENT & EQUIPMENT RENTAL	701 PURCHASES - FURNITURE AND FIXTURES
N						N	N	\$682.66	\$0.00	06-25-2018	400	20 SUPPLIES AND MATERIALS	201 OFFICE SUPPLIES
N						N	N	\$341.97	\$0.00	06-25-2018	400	20 SUPPLIES AND MATERIALS	201 OFFICE SUPPLIES
N						N	N	\$115.50	\$0.00	06-25-2018	400	20 SUPPLIES AND MATERIALS	209 FOOD PROVISIONS
N						N	N	\$1,937.83	\$0.00	06-25-2018	400	40 OTHER SERVICES AND CHARGES	402 TRAVEL - OUT OF CITY
N						N	N	\$545.98	\$0.00	06-25-2018	400	40 OTHER SERVICES AND CHARGES	408 PROF SERVICE FEES AND CONTR
N						N	N	\$1,190.98	\$0.00	06-25-2018	400	40 OTHER SERVICES AND CHARGES	408 PROF SERVICE FEES AND CONTR
N						N	N	\$326.77	\$0.00	06-25-2018	400	70 EQUIPMENT & EQUIPMENT RENTAL	701 PURCHASES - FURNITURE AND FIXTURES
N						N	N	\$1,853.43	\$0.00	06-25-2018	700	20 SUPPLIES AND MATERIALS	201 OFFICE SUPPLIES
N						N	N	\$4,449.08	\$0.00	06-25-2018	700	40 OTHER SERVICES AND CHARGES	408 PROF SERVICE FEES AND CONTR
N						N	N	\$379.13	\$0.00	06-30-2018	100	31 TELEPHONE, TELEGRAPH, TELEGRAM, ETC	308 TELEPHONE, TELETYPE, TELEGRAM, ETC
N						N	N	\$7,429.71	\$0.00	07-23-2018	100	20 SUPPLIES AND MATERIALS	201 OFFICE SUPPLIES
N						N	N	\$9.84	\$0.00	07-23-2018	100	20 SUPPLIES AND MATERIALS	201 OFFICE SUPPLIES
N						N	N	\$60.00	\$0.00	07-23-2018	100	40 OTHER SERVICES AND CHARGES	401 TRAVEL - LOCAL
N						N	N	\$20.00	\$0.00	07-23-2018	100	40 OTHER SERVICES AND CHARGES	401 TRAVEL - LOCAL
N						N	N	\$2,515.01	\$0.00	07-23-2018	100	40 OTHER SERVICES AND CHARGES	402 TRAVEL - OUT OF CITY
N						N	N	\$3,202.12	\$0.00	07-23-2018	100	40 OTHER SERVICES AND CHARGES	408 PROF SERVICE FEES AND CONTR
N						N	N	-\$21,804.71	\$0.00	07-23-2018	100	40 OTHER SERVICES AND CHARGES	410 OFFICE SUPPORT
N						N	N	\$2,825.00	\$0.00	07-23-2018	100	40 OTHER SERVICES AND CHARGES	424 CONFERENCE FEES LOC OUT OF CITY
N						N	N	\$87.51	\$0.00	07-23-2018	400	20 SUPPLIES AND MATERIALS	201 OFFICE SUPPLIES
N						N	N	\$2,495.88	\$0.00	07-23-2018	400	20 SUPPLIES AND MATERIALS	209 FOOD PROVISIONS
N						N	N	\$2,013.07	\$0.00	07-23-2018	400	40 OTHER SERVICES AND CHARGES	408 PROF SERVICE FEES AND CONTR
N						N	N	\$1,146.57	\$0.00	07-23-2018	700	20 SUPPLIES AND MATERIALS	201 OFFICE SUPPLIES
N						N	N	-\$48,247.50	\$0.00	07-23-2018	700	40 OTHER SERVICES AND CHARGES	408 PROF SERVICE FEES AND CONTR

PCARD	Vendor Name	Vendor State	Vendor Zip	Service Description	CBE Number	CBE	SBE	Expenditure Amount	SBE Expenditure Amount	Payment Date	Appropriated Fund	CompSource Title	CompObject Title
N						N	N	\$48,247.50	\$0.00	07-23-2018	750	40 OTHER SERVICES AND CHARGES	408 PROF SERVICE FEES AND CONTR
N						N	N	\$17,635.99	\$0.00	07-24-2018	100	40 OTHER SERVICES AND CHARGES	408 PROF SERVICE FEES AND CONTR
N						N	N	\$8,174.05	\$0.00	07-31-2018	100	40 OTHER SERVICES AND CHARGES	408 PROF SERVICE FEES AND CONTR
N						N	N	\$21,804.71	\$0.00	07-31-2018	100	40 OTHER SERVICES AND CHARGES	410 OFFICE SUPPORT
N						N	N	-\$61,786.82	\$0.00	07-31-2018	700	40 OTHER SERVICES AND CHARGES	408 PROF SERVICE FEES AND CONTR
N						N	N	\$61,786.82	\$0.00	07-31-2018	750	40 OTHER SERVICES AND CHARGES	408 PROF SERVICE FEES AND CONTR
N						N	N	-\$3,405.87	\$0.00	08-13-2018	100	40 OTHER SERVICES AND CHARGES	408 PROF SERVICE FEES AND CONTR
N						N	N	-\$6,811.75	\$0.00	08-17-2018	100	40 OTHER SERVICES AND CHARGES	408 PROF SERVICE FEES AND CONTR
N						N	N	\$27,930.19	\$0.00	08-20-2018	100	40 OTHER SERVICES AND CHARGES	410 OFFICE SUPPORT
N						N	N	\$1,727.11	\$0.00	08-23-2018	100	31 TELEPHONE, TELEGRAPH, TELEGRAM, ETC	308 TELEPHONE, TELETYPE, TELEGRAM, ETC
N						N	N	\$4,497.96	\$0.00	08-24-2018	100	20 SUPPLIES AND MATERIALS	201 OFFICE SUPPLIES
N						N	N	\$600.00	\$0.00	08-24-2018	100	20 SUPPLIES AND MATERIALS	201 OFFICE SUPPLIES
N						N	N	\$349.96	\$0.00	08-24-2018	100	31 TELEPHONE, TELEGRAPH, TELEGRAM, ETC	308 TELEPHONE, TELETYPE, TELEGRAM, ETC
N						N	N	\$60.00	\$0.00	08-24-2018	100	40 OTHER SERVICES AND CHARGES	401 TRAVEL - LOCAL
N						N	N	\$3,287.73	\$0.00	08-24-2018	100	40 OTHER SERVICES AND CHARGES	402 TRAVEL - OUT OF CITY
N						N	N	\$3,948.27	\$0.00	08-24-2018	100	40 OTHER SERVICES AND CHARGES	408 PROF SERVICE FEES AND CONTR
N						N	N	-\$27,930.19	\$0.00	08-24-2018	100	40 OTHER SERVICES AND CHARGES	410 OFFICE SUPPORT
N						N	N	\$82.86	\$0.00	08-24-2018	100	40 OTHER SERVICES AND CHARGES	416 POSTAGE
N						N	N	\$2,000.00	\$0.00	08-24-2018	100	40 OTHER SERVICES AND CHARGES	425 PAYMENT OF MEMBERSHIP DUES
N						N	N	\$164.90	\$0.00	08-24-2018	400	20 SUPPLIES AND MATERIALS	201 OFFICE SUPPLIES
N						N	N	\$507.96	\$0.00	08-24-2018	400	20 SUPPLIES AND MATERIALS	209 FOOD PROVISIONS
N						N	N	\$9,564.15	\$0.00	08-24-2018	400	40 OTHER SERVICES AND CHARGES	408 PROF SERVICE FEES AND CONTR
N						N	N	\$3,216.36	\$0.00	08-24-2018	400	70 EQUIPMENT & EQUIPMENT RENTAL	701 PURCHASES - FURNITURE AND FIXTURES
N						N	N	\$250.00	\$0.00	08-31-2018	100	31 TELEPHONE, TELEGRAPH, TELEGRAM, ETC	308 TELEPHONE, TELETYPE, TELEGRAM, ETC
N						N	N	\$12,601.77	\$0.00	08-31-2018	100	40 OTHER SERVICES AND CHARGES	408 PROF SERVICE FEES AND CONTR
N						N	N	-\$73.70	\$0.00	09-11-2018	100	40 OTHER SERVICES AND CHARGES	402 TRAVEL - OUT OF CITY
N						N	N	\$31,785.54	\$0.00	09-14-2018	100	40 OTHER SERVICES AND CHARGES	410 OFFICE SUPPORT
N						N	N	\$3,856.45	\$0.00	09-20-2018	100	20 SUPPLIES AND MATERIALS	201 OFFICE SUPPLIES
N						N	N	\$713.34	\$0.00	09-20-2018	100	20 SUPPLIES AND MATERIALS	201 OFFICE SUPPLIES
N						N	N	\$11,423.53	\$0.00	09-20-2018	100	20 SUPPLIES AND MATERIALS	204 EDUCATIONAL
N						N	N	\$60.00	\$0.00	09-20-2018	100	40 OTHER SERVICES AND CHARGES	401 TRAVEL - LOCAL
N						N	N	\$75.00	\$0.00	09-20-2018	100	40 OTHER SERVICES AND CHARGES	401 TRAVEL - LOCAL
N						N	N	\$1,358.42	\$0.00	09-20-2018	100	40 OTHER SERVICES AND CHARGES	402 TRAVEL - OUT OF CITY
N						N	N	\$946.30	\$0.00	09-20-2018	100	40 OTHER SERVICES AND CHARGES	405 MAINTENANCE AND REPAIRS - MACH
N						N	N	\$1,163.12	\$0.00	09-20-2018	100	40 OTHER SERVICES AND CHARGES	408 PROF SERVICE FEES AND CONTR

PCARD	Vendor Name	Vendor State	Vendor Zip	Service Description	CBE Number	CBE	SBE	Expenditure Amount	SBE Expenditure Amount	Payment Date	Appropriated Fund	CompSource Title	CompObject Title
N						N	N	\$-31,785.54	\$0.00	09-20-2018	100	40 OTHER SERVICES AND CHARGES	410 OFFICE SUPPORT
N						N	N	\$119.52	\$0.00	09-20-2018	400	20 SUPPLIES AND MATERIALS	201 OFFICE SUPPLIES
N						N	N	\$100.00	\$0.00	09-20-2018	400	40 OTHER SERVICES AND CHARGES	401 TRAVEL - LOCAL
N						N	N	\$4,369.26	\$0.00	09-20-2018	400	40 OTHER SERVICES AND CHARGES	402 TRAVEL - OUT OF CITY
N						N	N	\$2,858.36	\$0.00	09-20-2018	400	40 OTHER SERVICES AND CHARGES	408 PROF SERVICE FEES AND CONTR
N						N	N	\$3,306.78	\$0.00	09-20-2018	400	70 EQUIPMENT & EQUIPMENT RENTAL	701 PURCHASES - FURNITURE AND FIXTURES
N						N	N	\$1,414.10	\$0.00	09-20-2018	600	40 OTHER SERVICES AND CHARGES	402 TRAVEL - OUT OF CITY
N						N	N	\$21.36	\$0.00	09-20-2018	600	40 OTHER SERVICES AND CHARGES	408 PROF SERVICE FEES AND CONTR
N						N	N	\$800.00	\$0.00	09-25-2018	100	31 TELEPHONE, TELEGRAPH, TELEGRAM, ETC	308 TELEPHONE, TELETYPE, TELEGRAM, ETC
N						N	N	\$6,846.19	\$0.00	09-25-2018	100	40 OTHER SERVICES AND CHARGES	408 PROF SERVICE FEES AND CONTR
N						N	N	\$800.00	\$0.00	09-30-2018	100	31 TELEPHONE, TELEGRAPH, TELEGRAM, ETC	308 TELEPHONE, TELETYPE, TELEGRAM, ETC
N						N	N	\$319.28	\$0.00	09-30-2018	100	31 TELEPHONE, TELEGRAPH, TELEGRAM, ETC	308 TELEPHONE, TELETYPE, TELEGRAM, ETC
N						N	N	\$2,939.88	\$0.00	09-30-2018	100	31 TELEPHONE, TELEGRAPH, TELEGRAM, ETC	308 TELEPHONE, TELETYPE, TELEGRAM, ETC
N						N	N	\$10,920.00	\$0.00	09-30-2018	100	40 OTHER SERVICES AND CHARGES	408 PROF SERVICE FEES AND CONTR
N						N	N	\$7,000.00	\$0.00	09-30-2018	100	40 OTHER SERVICES AND CHARGES	408 PROF SERVICE FEES AND CONTR
N						N	N	\$15,368.18	\$0.00	09-30-2018	100	40 OTHER SERVICES AND CHARGES	408 PROF SERVICE FEES AND CONTR
N						N	N	\$23,929.39	\$0.00	09-30-2018	100	40 OTHER SERVICES AND CHARGES	408 PROF SERVICE FEES AND CONTR
N						N	N	\$32,293.59	\$0.00	09-30-2018	100	40 OTHER SERVICES AND CHARGES	410 OFFICE SUPPORT
N						N	N	\$941.89	\$0.00	09-30-2018	100	40 OTHER SERVICES AND CHARGES	410 OFFICE SUPPORT
N						N	N	-\$2,200.00	\$0.00	09-30-2018	100	40 OTHER SERVICES AND CHARGES	424 CONFERENCE FEES LOC OUT OF CITY
N						N	N	-\$34,260.76	\$0.00	09-30-2018	700	40 OTHER SERVICES AND CHARGES	408 PROF SERVICE FEES AND CONTR
N						N	N	-\$38,555.66	\$0.00	09-30-2018	700	40 OTHER SERVICES AND CHARGES	408 PROF SERVICE FEES AND CONTR
N						N	N	-\$26,757.87	\$0.00	09-30-2018	700	40 OTHER SERVICES AND CHARGES	408 PROF SERVICE FEES AND CONTR
N						N	N	\$2,200.00	\$0.00	09-30-2018	700	40 OTHER SERVICES AND CHARGES	424 CONFERENCE FEES LOC OUT OF CITY
N						N	N	\$34,260.76	\$0.00	09-30-2018	750	40 OTHER SERVICES AND CHARGES	408 PROF SERVICE FEES AND CONTR
N						N	N	\$38,555.66	\$0.00	09-30-2018	750	40 OTHER SERVICES AND CHARGES	408 PROF SERVICE FEES AND CONTR
N						N	N	\$26,757.87	\$0.00	09-30-2018	750	40 OTHER SERVICES AND CHARGES	408 PROF SERVICE FEES AND CONTR
TOT								\$381,273.85	\$0.00				
4IMPRINT (1 Expenditure Report)													
Y	4IMPRINT	WI	549010000	Direct Marketing-Not Elsewhere Classified		N	N	\$30.14	\$0.00	02-12-2018		0040	411
TOT								\$30.14	\$0.00				
ACM SIG CONFERENCES (1 Expenditure Report)													
Y	ACM SIG CONFERENCES	NY	101210000	BUSINESS SERVICES-NOT ELSEWHERE CLASSIFIED		N	N	\$1,215.00	\$0.00	08-11-2018		40 OTHER SERVICES AND CHARGES	402 TRAVEL - OUT OF CITY
TOT								\$1,215.00	\$0.00				
ACSI (1 Expenditure Report)													
N	ACSI	TN	37217			N	N	\$10,920.00	\$0.00	09-30-2018	600	40 OTHER SERVICES AND CHARGES	408 PROF SERVICE FEES AND CONTR

PCARD	Vendor Name	Vendor State	Vendor Zip	Service Description	CBE Number	CBE	SBE	Expenditure Amount	SBE Expenditure Amount	Payment Date	Appropriated Fund	CompSource Title	CompObject Title
TOT								\$10,920.00	\$0.00				
ADOBE *ACROPRO SUBS (1 Expenditure Report)													
Y	ADOBE *ACROPRO SUBS	CA	951100000	Computer Software Stores		N	N	\$359.76	\$0.00	11-07-2017		0	0
TOT								\$359.76	\$0.00				
ADOBE *IL CREATIVE CLD (6 Expenditure Reports)													
Y	ADOBE *IL CREATIVE CLD	CA	951100000	Computer Software Stores		N	N	\$29.99	\$0.00	10-27-2017		40 OTHER SERVICES AND CHARGES	408 PROF SERVICE FEES AND CONTR
Y	ADOBE *IL CREATIVE CLD	CA	951100000	Computer Software Stores		N	N	\$29.99	\$0.00	11-27-2017		40 OTHER SERVICES AND CHARGES	408 PROF SERVICE FEES AND CONTR
Y	ADOBE *IL CREATIVE CLD	CA	951100000	Computer Software Stores		N	N	\$29.99	\$0.00	12-27-2017		0	0
Y	ADOBE *IL CREATIVE CLD	CA	951100000	COMPUTER NETWORK-INFORMATION SERVICES		N	N	\$29.99	\$0.00	04-29-2018		40 OTHER SERVICES AND CHARGES	408 PROF SERVICE FEES AND CONTR
Y	ADOBE *IL CREATIVE CLD	CA	951100000	COMPUTER NETWORK-INFORMATION SERVICES		N	N	\$29.99	\$0.00	05-28-2018		40 OTHER SERVICES AND CHARGES	408 PROF SERVICE FEES AND CONTR
Y	ADOBE *IL CREATIVE CLD	CA	951100000	COMPUTER NETWORK-INFORMATION SERVICES		N	N	\$29.99	\$0.00	06-28-2018		40 OTHER SERVICES AND CHARGES	408 PROF SERVICE FEES AND CONTR
TOT								\$179.94	\$0.00				
ADOBE SYSTEMS INC (2 Expenditure Reports)													
Y	ADOBE SYSTEMS INC	CA	951100000	COMPUTER NETWORK-INFORMATION SERVICES		N	N	\$2,030.15	\$0.00	07-10-2018		40 OTHER SERVICES AND CHARGES	408 PROF SERVICE FEES AND CONTR
Y	ADOBE SYSTEMS INC	CA	951100000	COMPUTER NETWORK-INFORMATION SERVICES		N	N	-\$110.39	\$0.00	08-16-2018		40 OTHER SERVICES AND CHARGES	408 PROF SERVICE FEES AND CONTR
TOT								\$1,919.76	\$0.00				
ADOBE SYSTEMS, INC. (3 Expenditure Reports)													
Y	ADOBE SYSTEMS, INC.	CA	951100000	Computer Network/Information Services		N	N	\$29.99	\$0.00	01-28-2018		0	0
Y	ADOBE SYSTEMS, INC.	CA	951100000	Computer Network/Information Services		N	N	\$29.99	\$0.00	02-28-2018		0040	408
Y	ADOBE SYSTEMS, INC.	CA	951100000	Computer Network/Information Services		N	N	\$29.99	\$0.00	03-28-2018		0	0
TOT								\$89.97	\$0.00				
AGENT FEE 89 (23 Expenditure Reports)													
Y	AGENT FEE 89	NJ	222010000	AIR CARRIERS AIRLINES-NOT ELSEWHERE CLASSIFIED		N	N	\$30.00	\$0.00	04-04-2018		40 OTHER SERVICES AND CHARGES	402 TRAVEL - OUT OF CITY
Y	AGENT FEE 89	NJ	222010000	AIR CARRIERS AIRLINES-NOT ELSEWHERE CLASSIFIED		N	N	\$30.00	\$0.00	04-04-2018		40 OTHER SERVICES AND CHARGES	402 TRAVEL - OUT OF CITY
Y	AGENT FEE 89	NJ	222010000	AIR CARRIERS AIRLINES-NOT ELSEWHERE CLASSIFIED		N	N	\$30.00	\$0.00	04-11-2018		40 OTHER SERVICES AND CHARGES	402 TRAVEL - OUT OF CITY
Y	AGENT FEE 89	NJ	222010000	AIR CARRIERS AIRLINES-NOT ELSEWHERE CLASSIFIED		N	N	\$30.00	\$0.00	04-11-2018		40 OTHER SERVICES AND CHARGES	402 TRAVEL - OUT OF CITY
Y	AGENT FEE 89	NJ	222010000	AIR CARRIERS AIRLINES-NOT ELSEWHERE CLASSIFIED		N	N	\$30.00	\$0.00	04-11-2018		40 OTHER SERVICES AND CHARGES	402 TRAVEL - OUT OF CITY
Y	AGENT FEE 89	NJ	222010000	AIR CARRIERS AIRLINES-NOT ELSEWHERE CLASSIFIED		N	N	\$30.00	\$0.00	05-25-2018		40 OTHER SERVICES AND CHARGES	402 TRAVEL - OUT OF CITY
Y	AGENT FEE 89	NJ	222010000	AIR CARRIERS AIRLINES-NOT ELSEWHERE CLASSIFIED		N	N	\$90.00	\$0.00	05-31-2018		40 OTHER SERVICES AND CHARGES	402 TRAVEL - OUT OF CITY
Y	AGENT FEE 89	NJ	222010000	AIR CARRIERS AIRLINES-NOT ELSEWHERE CLASSIFIED		N	N	\$30.00	\$0.00	06-15-2018		40 OTHER SERVICES AND CHARGES	402 TRAVEL - OUT OF CITY
Y	AGENT FEE 89	NJ	222010000	AIR CARRIERS AIRLINES-NOT ELSEWHERE CLASSIFIED		N	N	\$30.00	\$0.00	06-19-2018		40 OTHER SERVICES AND CHARGES	402 TRAVEL - OUT OF CITY
Y	AGENT FEE 89	NJ	222010000	AIR CARRIERS AIRLINES-NOT ELSEWHERE CLASSIFIED		N	N	\$30.00	\$0.00	06-28-2018		40 OTHER SERVICES AND CHARGES	402 TRAVEL - OUT OF CITY
Y	AGENT FEE 89	NJ	222010000	AIR CARRIERS AIRLINES-NOT ELSEWHERE CLASSIFIED		N	N	\$30.00	\$0.00	07-12-2018		40 OTHER SERVICES AND CHARGES	402 TRAVEL - OUT OF CITY
Y	AGENT FEE 89	NJ	222010000	AIR CARRIERS AIRLINES-NOT ELSEWHERE CLASSIFIED		N	N	\$30.00	\$0.00	07-12-2018		40 OTHER SERVICES AND CHARGES	402 TRAVEL - OUT OF CITY
Y	AGENT FEE 89	NJ	222010000	AIR CARRIERS AIRLINES-NOT ELSEWHERE CLASSIFIED		N	N	\$40.00	\$0.00	07-16-2018		40 OTHER SERVICES AND CHARGES	402 TRAVEL - OUT OF CITY
Y	AGENT FEE 89	NJ	222010000	AIR CARRIERS AIRLINES-NOT ELSEWHERE CLASSIFIED		N	N	\$40.00	\$0.00	07-26-2018		40 OTHER SERVICES AND CHARGES	402 TRAVEL - OUT OF CITY
Y	AGENT FEE 89	NJ	222010000	AIR CARRIERS AIRLINES-NOT ELSEWHERE CLASSIFIED		N	N	\$40.00	\$0.00	07-26-2018		40 OTHER SERVICES AND CHARGES	402 TRAVEL - OUT OF CITY
Y	AGENT FEE 89	NJ	222010000	AIR CARRIERS AIRLINES-NOT ELSEWHERE CLASSIFIED		N	N	\$30.00	\$0.00	09-12-2018		40 OTHER SERVICES AND CHARGES	402 TRAVEL - OUT OF CITY
Y	AGENT FEE 89	NJ	222010000	AIR CARRIERS AIRLINES-NOT ELSEWHERE CLASSIFIED		N	N	\$30.00	\$0.00	09-12-2018		40 OTHER SERVICES AND CHARGES	402 TRAVEL - OUT OF CITY

PCARD	Vendor Name	Vendor State	Vendor Zip	Service Description	CBE Number	CBE	SBE	Expenditure Amount	SBE Expenditure Amount	Payment Date	Appropriated Fund	CompSource Title	CompObject Title
Y	AGENT FEE 89	NJ	222010000	AIR CARRIERS AIRLINES-NOT ELSEWHERE CLASSIFIED		N	N	\$30.00	\$0.00	09-12-2018		40 OTHER SERVICES AND CHARGES	402 TRAVEL - OUT OF CITY
Y	AGENT FEE 89	NJ	222010000	AIR CARRIERS AIRLINES-NOT ELSEWHERE CLASSIFIED		N	N	\$30.00	\$0.00	09-14-2018		40 OTHER SERVICES AND CHARGES	402 TRAVEL - OUT OF CITY
Y	AGENT FEE 89	NJ	222010000	AIR CARRIERS AIRLINES-NOT ELSEWHERE CLASSIFIED		N	N	\$30.00	\$0.00	09-14-2018		40 OTHER SERVICES AND CHARGES	402 TRAVEL - OUT OF CITY
Y	AGENT FEE 89	NJ	222010000	AIR CARRIERS AIRLINES-NOT ELSEWHERE CLASSIFIED		N	N	\$30.00	\$0.00	09-14-2018		40 OTHER SERVICES AND CHARGES	402 TRAVEL - OUT OF CITY
Y	AGENT FEE 89	NJ	222010000	AIR CARRIERS AIRLINES-NOT ELSEWHERE CLASSIFIED		N	N	\$30.00	\$0.00	09-14-2018		40 OTHER SERVICES AND CHARGES	402 TRAVEL - OUT OF CITY
Y	AGENT FEE 89	NJ	222010000	AIR CARRIERS AIRLINES-NOT ELSEWHERE CLASSIFIED		N	N	\$30.00	\$0.00	09-24-2018		40 OTHER SERVICES AND CHARGES	402 TRAVEL - OUT OF CITY
TOT								\$780.00	\$0.00				
AGENT FEE 89007247633673 (1 Expenditure Report)													
Y	AGENT FEE 89007247633673	FL	222010000	Airlines, Air Carriers (not listed elsewhere)		N	N	\$45.00	\$0.00	10-02-2017		40 OTHER SERVICES AND CHARGES	402 TRAVEL - OUT OF CITY
TOT								\$45.00	\$0.00				
AGENT FEE 89007247633684 (1 Expenditure Report)													
Y	AGENT FEE 89007247633684	FL	222010000	Airlines, Air Carriers (not listed elsewhere)		N	N	\$215.00	\$0.00	10-02-2017		40 OTHER SERVICES AND CHARGES	402 TRAVEL - OUT OF CITY
TOT								\$215.00	\$0.00				
AGENT FEE 89007247633695 (1 Expenditure Report)													
Y	AGENT FEE 89007247633695	FL	222010000	Airlines, Air Carriers (not listed elsewhere)		N	N	\$45.00	\$0.00	10-02-2017		40 OTHER SERVICES AND CHARGES	402 TRAVEL - OUT OF CITY
TOT								\$45.00	\$0.00				
AGENT FEE 89007247633706 (1 Expenditure Report)													
Y	AGENT FEE 89007247633706	FL	222010000	Airlines, Air Carriers (not listed elsewhere)		N	N	\$572.00	\$0.00	10-02-2017		40 OTHER SERVICES AND CHARGES	402 TRAVEL - OUT OF CITY
TOT								\$572.00	\$0.00				
AGENT FEE 89007247633710 (1 Expenditure Report)													
Y	AGENT FEE 89007247633710	FL	222010000	Airlines, Air Carriers (not listed elsewhere)		N	N	\$572.00	\$0.00	10-02-2017		40 OTHER SERVICES AND CHARGES	402 TRAVEL - OUT OF CITY
TOT								\$572.00	\$0.00				
AGENT FEE 89007247633721 (1 Expenditure Report)													
Y	AGENT FEE 89007247633721	FL	222010000	Airlines, Air Carriers (not listed elsewhere)		N	N	\$214.00	\$0.00	10-02-2017		40 OTHER SERVICES AND CHARGES	402 TRAVEL - OUT OF CITY
TOT								\$214.00	\$0.00				
AGENT FEE 89007248774312 (1 Expenditure Report)													
Y	AGENT FEE 89007248774312	FL	222010000	Airlines, Air Carriers (not listed elsewhere)		N	N	\$30.00	\$0.00	10-03-2017		40 OTHER SERVICES AND CHARGES	402 TRAVEL - OUT OF CITY
TOT								\$30.00	\$0.00				
AGENT FEE 89007250490981 (1 Expenditure Report)													
Y	AGENT FEE 89007250490981	FL	222010000	Airlines, Air Carriers (not listed elsewhere)		N	N	\$30.00	\$0.00	10-09-2017		40 OTHER SERVICES AND CHARGES	402 TRAVEL - OUT OF CITY
TOT								\$30.00	\$0.00				
AGENT FEE 89007250490992 (2 Expenditure Reports)													
Y	AGENT FEE 89007250490992	FL	222010000	Airlines, Air Carriers (not listed elsewhere)		N	N	\$572.00	\$0.00	10-10-2017		40 OTHER SERVICES AND CHARGES	402 TRAVEL - OUT OF CITY
Y	AGENT FEE 89007250490992	FL	222010000	Airlines, Air Carriers (not listed elsewhere)		N	N	-\$572.00	\$0.00	10-10-2017		40 OTHER SERVICES AND CHARGES	402 TRAVEL - OUT OF CITY
TOT								\$0.00	\$0.00				
AGENT FEE 89007252419503 (2 Expenditure Reports)													
Y	AGENT FEE 89007252419503	FL	222010000	Airlines, Air Carriers (not listed elsewhere)		N	N	\$572.00	\$0.00	10-10-2017		40 OTHER SERVICES AND CHARGES	402 TRAVEL - OUT OF CITY
Y	AGENT FEE 89007252419503	FL	222010000	Airlines, Air Carriers (not listed elsewhere)		N	N	-\$572.00	\$0.00	10-10-2017		40 OTHER SERVICES AND CHARGES	402 TRAVEL - OUT OF CITY
TOT								\$0.00	\$0.00				
AGENT FEE 89007252419514 (2 Expenditure Reports)													
Y	AGENT FEE 89007252419514	FL	222010000	Airlines, Air Carriers (not listed elsewhere)		N	N	\$214.00	\$0.00	10-10-2017		40 OTHER SERVICES AND CHARGES	402 TRAVEL - OUT OF CITY
Y	AGENT FEE 89007252419514	FL	222010000	Airlines, Air Carriers (not listed elsewhere)		N	N	-\$214.00	\$0.00	10-10-2017		40 OTHER SERVICES AND CHARGES	402 TRAVEL - OUT OF CITY
TOT								\$0.00	\$0.00				
AGENT FEE 89007252419676 (2 Expenditure Reports)													

PCARD	Vendor Name	Vendor State	Vendor Zip	Service Description	CBE Number	CBE	SBE	Expenditure Amount	SBE Expenditure Amount	Payment Date	Appropriated Fund	CompSource Title	CompObject Title
Y	AGENT FEE 89007252419676	FL	222010000	Airlines, Air Carriers (not listed elsewhere)		N	N	\$572.00	\$0.00	10-12-2017		40 OTHER SERVICES AND CHARGES	402 TRAVEL - OUT OF CITY
Y	AGENT FEE 89007252419676	FL	222010000	Airlines, Air Carriers (not listed elsewhere)		N	N	-\$572.00	\$0.00	10-12-2017		40 OTHER SERVICES AND CHARGES	402 TRAVEL - OUT OF CITY
TOT								\$0.00	\$0.00				
AGENT FEE 89007252419702 (2 Expenditure Reports)													
Y	AGENT FEE 89007252419702	FL	222010000	Airlines, Air Carriers (not listed elsewhere)		N	N	\$214.00	\$0.00	10-13-2017		40 OTHER SERVICES AND CHARGES	402 TRAVEL - OUT OF CITY
Y	AGENT FEE 89007252419702	FL	222010000	Airlines, Air Carriers (not listed elsewhere)		N	N	-\$214.00	\$0.00	10-13-2017		40 OTHER SERVICES AND CHARGES	402 TRAVEL - OUT OF CITY
TOT								\$0.00	\$0.00				
AGENT FEE 89007252419713 (2 Expenditure Reports)													
Y	AGENT FEE 89007252419713	FL	222010000	Airlines, Air Carriers (not listed elsewhere)		N	N	\$572.00	\$0.00	10-13-2017		40 OTHER SERVICES AND CHARGES	402 TRAVEL - OUT OF CITY
Y	AGENT FEE 89007252419713	FL	222010000	Airlines, Air Carriers (not listed elsewhere)		N	N	-\$572.00	\$0.00	10-13-2017		40 OTHER SERVICES AND CHARGES	402 TRAVEL - OUT OF CITY
TOT								\$0.00	\$0.00				
AGENT FEE 89007252419724 (2 Expenditure Reports)													
Y	AGENT FEE 89007252419724	FL	222010000	Airlines, Air Carriers (not listed elsewhere)		N	N	\$572.00	\$0.00	10-13-2017		40 OTHER SERVICES AND CHARGES	402 TRAVEL - OUT OF CITY
Y	AGENT FEE 89007252419724	FL	222010000	Airlines, Air Carriers (not listed elsewhere)		N	N	-\$572.00	\$0.00	10-13-2017		40 OTHER SERVICES AND CHARGES	402 TRAVEL - OUT OF CITY
TOT								\$0.00	\$0.00				
AGENT FEE 89007252419735 (1 Expenditure Report)													
Y	AGENT FEE 89007252419735	FL	222010000	Airlines, Air Carriers (not listed elsewhere)		N	N	\$30.00	\$0.00	10-13-2017		40 OTHER SERVICES AND CHARGES	402 TRAVEL - OUT OF CITY
TOT								\$30.00	\$0.00				
AGENT FEE 89007256932226 (1 Expenditure Report)													
Y	AGENT FEE 89007256932226	FL	222010000	Airlines, Air Carriers (not listed elsewhere)		N	N	\$30.00	\$0.00	10-21-2017		40 OTHER SERVICES AND CHARGES	402 TRAVEL - OUT OF CITY
TOT								\$30.00	\$0.00				
AGENT FEE 89007256932230 (1 Expenditure Report)													
Y	AGENT FEE 89007256932230	FL	222010000	Airlines, Air Carriers (not listed elsewhere)		N	N	\$30.00	\$0.00	10-21-2017		40 OTHER SERVICES AND CHARGES	402 TRAVEL - OUT OF CITY
TOT								\$30.00	\$0.00				
AGENT FEE 89007256932241 (1 Expenditure Report)													
Y	AGENT FEE 89007256932241	FL	222010000	Airlines, Air Carriers (not listed elsewhere)		N	N	\$30.00	\$0.00	10-21-2017		40 OTHER SERVICES AND CHARGES	402 TRAVEL - OUT OF CITY
TOT								\$30.00	\$0.00				
AGENT FEE 89007260515795 (1 Expenditure Report)													
Y	AGENT FEE 89007260515795	FL	222010000	Airlines, Air Carriers (not listed elsewhere)		N	N	\$30.00	\$0.00	10-26-2017		40 OTHER SERVICES AND CHARGES	402 TRAVEL - OUT OF CITY
TOT								\$30.00	\$0.00				
AGENT FEE 89007260515806 (1 Expenditure Report)													
Y	AGENT FEE 89007260515806	FL	222010000	Airlines, Air Carriers (not listed elsewhere)		N	N	\$30.00	\$0.00	10-26-2017		40 OTHER SERVICES AND CHARGES	402 TRAVEL - OUT OF CITY
TOT								\$30.00	\$0.00				
AGENT FEE 89007270823052 (1 Expenditure Report)													
Y	AGENT FEE 89007270823052	FL	222010000	Airlines, Air Carriers (not listed elsewhere)		N	N	\$976.00	\$0.00	11-21-2017		40 OTHER SERVICES AND CHARGES	402 TRAVEL - OUT OF CITY
TOT								\$976.00	\$0.00				
AGENT FEE 89007270823063 (2 Expenditure Reports)													
Y	AGENT FEE 89007270823063	FL	222010000	Airlines, Air Carriers (not listed elsewhere)		N	N	\$1,136.12	\$0.00	11-21-2017		40 OTHER SERVICES AND CHARGES	402 TRAVEL - OUT OF CITY
Y	AGENT FEE 89007270823063	FL	222010000	Airlines, Air Carriers (not listed elsewhere)		N	N	-\$1,136.12	\$0.00	11-21-2017		0	0
TOT								\$0.00	\$0.00				
AGENT FEE 89007270823074 (1 Expenditure Report)													
Y	AGENT FEE 89007270823074	FL	222010000	Airlines, Air Carriers (not listed elsewhere)		N	N	\$1,136.12	\$0.00	11-21-2017		40 OTHER SERVICES AND CHARGES	402 TRAVEL - OUT OF CITY
TOT								\$1,136.12	\$0.00				
AGENT FEE 89007270823096 (1 Expenditure Report)													
Y	AGENT FEE 89007270823096	FL	222010000	Airlines, Air Carriers (not listed elsewhere)		N	N	\$30.00	\$0.00	11-21-2017		40 OTHER SERVICES AND CHARGES	402 TRAVEL - OUT OF CITY
TOT								\$30.00	\$0.00				

PCARD	Vendor Name	Vendor State	Vendor Zip	Service Description	CBE Number	CBE	SBE	Expenditure Amount	SBE Expenditure Amount	Payment Date	Appropriated Fund	CompSource Title	CompObject Title
AGENT FEE 89007280847461 (1 Expenditure Report)													
Y	AGENT FEE 89007280847461	FL	222010000	Airlines, Air Carriers (not listed elsewhere)		N	N	\$30.00	\$0.00	12-21-2017		40 OTHER SERVICES AND CHARGES	402 TRAVEL - OUT OF CITY
TOT								\$30.00	\$0.00				
AGENT FEE 89007280847472 (1 Expenditure Report)													
Y	AGENT FEE 89007280847472	FL	222010000	Airlines, Air Carriers (not listed elsewhere)		N	N	\$30.00	\$0.00	12-21-2017		40 OTHER SERVICES AND CHARGES	402 TRAVEL - OUT OF CITY
TOT								\$30.00	\$0.00				
AGENT FEE 89007280847483 (1 Expenditure Report)													
Y	AGENT FEE 89007280847483	FL	222010000	Airlines, Air Carriers (not listed elsewhere)		N	N	\$30.00	\$0.00	12-21-2017		0	0
TOT								\$30.00	\$0.00				
AGENT FEE 89007280847494 (1 Expenditure Report)													
Y	AGENT FEE 89007280847494	FL	222010000	Airlines, Air Carriers (not listed elsewhere)		N	N	\$30.00	\$0.00	12-21-2017		0	0
TOT								\$30.00	\$0.00				
AGENT FEE 89007282801765 (1 Expenditure Report)													
Y	AGENT FEE 89007282801765	FL	222010000	Airlines, Air Carriers (not listed elsewhere)		N	N	\$647.00	\$0.00	12-22-2017		40 OTHER SERVICES AND CHARGES	402 TRAVEL - OUT OF CITY
TOT								\$647.00	\$0.00				
AGENT FEE 89007282801776 (1 Expenditure Report)													
Y	AGENT FEE 89007282801776	FL	222010000	Airlines, Air Carriers (not listed elsewhere)		N	N	\$647.00	\$0.00	12-22-2017		40 OTHER SERVICES AND CHARGES	402 TRAVEL - OUT OF CITY
TOT								\$647.00	\$0.00				
AGENT FEE 89007282801780 (1 Expenditure Report)													
Y	AGENT FEE 89007282801780	FL	222010000	Airlines, Air Carriers (not listed elsewhere)		N	N	\$647.00	\$0.00	12-22-2017		40 OTHER SERVICES AND CHARGES	402 TRAVEL - OUT OF CITY
TOT								\$647.00	\$0.00				
AGENT FEE 89007282801791 (1 Expenditure Report)													
Y	AGENT FEE 89007282801791	FL	222010000	Airlines, Air Carriers (not listed elsewhere)		N	N	\$647.00	\$0.00	12-22-2017		40 OTHER SERVICES AND CHARGES	402 TRAVEL - OUT OF CITY
TOT								\$647.00	\$0.00				
AGENT FEE 89007282801802 (1 Expenditure Report)													
Y	AGENT FEE 89007282801802	FL	222010000	Airlines, Air Carriers (not listed elsewhere)		N	N	\$30.00	\$0.00	12-26-2017		40 OTHER SERVICES AND CHARGES	402 TRAVEL - OUT OF CITY
TOT								\$30.00	\$0.00				
AGENT FEE 89007282801813 (1 Expenditure Report)													
Y	AGENT FEE 89007282801813	FL	222010000	Airlines, Air Carriers (not listed elsewhere)		N	N	\$30.00	\$0.00	12-26-2017		40 OTHER SERVICES AND CHARGES	402 TRAVEL - OUT OF CITY
TOT								\$30.00	\$0.00				
AGENT FEE 89007287582080 (1 Expenditure Report)													
Y	AGENT FEE 89007287582080	FL	222010000	Airlines, Air Carriers (not listed elsewhere)		N	N	\$30.00	\$0.00	01-08-2018		40 OTHER SERVICES AND CHARGES	402 TRAVEL - OUT OF CITY
TOT								\$30.00	\$0.00				
AGENT FEE 89007287582091 (1 Expenditure Report)													
Y	AGENT FEE 89007287582091	FL	222010000	Airlines, Air Carriers (not listed elsewhere)		N	N	\$30.00	\$0.00	01-09-2018		40 OTHER SERVICES AND CHARGES	402 TRAVEL - OUT OF CITY
TOT								\$30.00	\$0.00				
AGENT FEE 89007287582102 (1 Expenditure Report)													
Y	AGENT FEE 89007287582102	FL	222010000	Airlines, Air Carriers (not listed elsewhere)		N	N	\$30.00	\$0.00	01-09-2018		40 OTHER SERVICES AND CHARGES	402 TRAVEL - OUT OF CITY
TOT								\$30.00	\$0.00				
AGENT FEE 89007300442034 (1 Expenditure Report)													
Y	AGENT FEE 89007300442034	FL	222010000	Airlines, Air Carriers (not listed elsewhere)		N	N	\$30.00	\$0.00	02-02-2018		0040	402
TOT								\$30.00	\$0.00				
AGENT FEE 89007314767000 (1 Expenditure Report)													
Y	AGENT FEE 89007314767000	FL	222010000	Airlines, Air Carriers (not listed elsewhere)		N	N	\$30.00	\$0.00	03-01-2018		0040	402
TOT								\$30.00	\$0.00				
AGENT FEE 89007321946465 (1 Expenditure Report)													
Y	AGENT FEE 89007321946465	FL	222010000	Airlines, Air Carriers (not listed elsewhere)		N	N	\$30.00	\$0.00	03-20-2018		0040	402
TOT								\$30.00	\$0.00				
AIRBNB (1 Expenditure Report)													

PCARD	Vendor Name	Vendor State	Vendor Zip	Service Description	CBE Number	CBE	SBE	Expenditure Amount	SBE Expenditure Amount	Payment Date	Appropriated Fund	CompSource Title	CompObject Title
Y	AIRBNB	CA	94103-5232	TRAVEL AGENCIES AND TOUR OPERATORS		N	N	\$795.54	\$0.00	07-11-2018		40 OTHER SERVICES AND CHARGES	402 TRAVEL - OUT OF CITY
TOT								\$795.54	\$0.00				
AIRBNB * HMDB34EY3Y (1 Expenditure Report)													
Y	AIRBNB * HMDB34EY3Y	CA	941030000	LODGING-HOTELS MOTELS RESORTS-NOT CLASSIFIED		N	N	\$99.29	\$0.00	08-28-2018		40 OTHER SERVICES AND CHARGES	402 TRAVEL - OUT OF CITY
TOT								\$99.29	\$0.00				
ALASKA A 02 (2 Expenditure Reports)													
Y	ALASKA A 02	WA	981680000	ALASKA AIRLINES INC.		N	N	\$418.40	\$0.00	07-12-2018		40 OTHER SERVICES AND CHARGES	402 TRAVEL - OUT OF CITY
Y	ALASKA A 02	WA	981680000	ALASKA AIRLINES INC.		N	N	\$186.20	\$0.00	09-12-2018		40 OTHER SERVICES AND CHARGES	402 TRAVEL - OUT OF CITY
TOT								\$604.60	\$0.00				
ALEXANDER EDWARDS COPPOCK (1 Expenditure Report)													
N	ALEXANDER EDWARDS COPPOCK	CT	6511			N	N	\$1,677.35	\$0.00	01-09-2018	400	41 CONTRACTUAL SERVICES - OTHER	409 CONTRACTUAL SERVICES - OTHER
TOT								\$1,677.35	\$0.00				
AMAZON MKTPLACE PMTS (23 Expenditure Reports)													
Y	AMAZON MKTPLACE PMTS	WA	981090000	Book Stores		N	N	\$30.94	\$0.00	11-20-2017		70 EQUIPMENT & EQUIPMENT RENTAL	709 TEXT BOOKS
Y	AMAZON MKTPLACE PMTS	WA	981090000	Book Stores		N	N	\$53.98	\$0.00	01-07-2018		70 EQUIPMENT & EQUIPMENT RENTAL	704 PURCHASES - OTHER EQUIPMENT
Y	AMAZON MKTPLACE PMTS	WA	981090000	Book Stores		N	N	\$133.28	\$0.00	01-08-2018		70 EQUIPMENT & EQUIPMENT RENTAL	709 TEXT BOOKS
Y	AMAZON MKTPLACE PMTS	WA	981090000	Book Stores		N	N	\$18.64	\$0.00	01-10-2018		70 EQUIPMENT & EQUIPMENT RENTAL	709 TEXT BOOKS
Y	AMAZON MKTPLACE PMTS	WA	981090000	Book Stores		N	N	\$11.99	\$0.00	01-19-2018		70 EQUIPMENT & EQUIPMENT RENTAL	709 TEXT BOOKS
Y	AMAZON MKTPLACE PMTS	WA	981090000	Book Stores		N	N	\$21.10	\$0.00	01-21-2018		70 EQUIPMENT & EQUIPMENT RENTAL	709 TEXT BOOKS
Y	AMAZON MKTPLACE PMTS	WA	981090000	Book Stores		N	N	\$32.88	\$0.00	01-21-2018		70 EQUIPMENT & EQUIPMENT RENTAL	709 TEXT BOOKS
Y	AMAZON MKTPLACE PMTS	WA	981090000	Book Stores		N	N	\$743.77	\$0.00	01-30-2018		0	0
Y	AMAZON MKTPLACE PMTS	WA	981090000	Book Stores		N	N	\$123.26	\$0.00	02-06-2018		0020	201
Y	AMAZON MKTPLACE PMTS	WA	981090000	Book Stores		N	N	\$7.47	\$0.00	02-06-2018		0020	201
Y	AMAZON MKTPLACE PMTS	WA	981090000	Book Stores		N	N	\$86.94	\$0.00	02-06-2018		0020	201
Y	AMAZON MKTPLACE PMTS	WA	981090000	Book Stores		N	N	\$228.83	\$0.00	02-07-2018		0020	201
Y	AMAZON MKTPLACE PMTS	WA	981090000	Book Stores		N	N	\$7.99	\$0.00	02-12-2018		0070	708
Y	AMAZON MKTPLACE PMTS	WA	981090000	Book Stores		N	N	\$10.07	\$0.00	02-12-2018		0070	708
Y	AMAZON MKTPLACE PMTS	WA	981090000	Book Stores		N	N	\$9.78	\$0.00	02-12-2018		0070	708
Y	AMAZON MKTPLACE PMTS	WA	981090000	Book Stores		N	N	\$8.49	\$0.00	02-13-2018		0020	201
Y	AMAZON MKTPLACE PMTS	WA	981090000	Book Stores		N	N	\$12.59	\$0.00	02-14-2018		0070	708
Y	AMAZON MKTPLACE PMTS	WA	981090000	Book Stores		N	N	\$152.87	\$0.00	02-15-2018		0070	708
Y	AMAZON MKTPLACE PMTS	WA	981080000	BOOK STORES		N	N	\$56.44	\$0.00	04-24-2018		70 EQUIPMENT & EQUIPMENT RENTAL	709 TEXT BOOKS
Y	AMAZON MKTPLACE PMTS	WA	981080000	BOOK STORES		N	N	\$14.95	\$0.00	04-27-2018		20 SUPPLIES AND MATERIALS	201 OFFICE SUPPLIES
Y	AMAZON MKTPLACE PMTS	WA	981080000	BOOK STORES		N	N	\$42.98	\$0.00	05-16-2018		20 SUPPLIES AND MATERIALS	201 OFFICE SUPPLIES
Y	AMAZON MKTPLACE PMTS	WA	981080000	BOOK STORES		N	N	-\$42.98	\$0.00	05-17-2018		20 SUPPLIES AND MATERIALS	201 OFFICE SUPPLIES
Y	AMAZON MKTPLACE PMTS	WA	981080000	BOOK STORES		N	N	\$28.73	\$0.00	06-19-2018		20 SUPPLIES AND MATERIALS	201 OFFICE SUPPLIES
TOT								\$1,794.99	\$0.00				
AMAZON MKTPLACE PMTS W (5 Expenditure Reports)													
Y	AMAZON MKTPLACE PMTS W	WA	981090000	BOOK STORES		N	N	\$95.88	\$0.00	05-19-2018		20 SUPPLIES AND MATERIALS	201 OFFICE SUPPLIES
Y	AMAZON MKTPLACE PMTS W	WA	981090000	BOOK STORES		N	N	\$70.00	\$0.00	05-22-2018		20 SUPPLIES AND MATERIALS	201 OFFICE SUPPLIES
Y	AMAZON MKTPLACE PMTS W	WA	981090000	BOOK STORES		N	N	-\$37.90	\$0.00	05-25-2018		20 SUPPLIES AND MATERIALS	201 OFFICE SUPPLIES
Y	AMAZON MKTPLACE PMTS W	WA	981090000	BOOK STORES		N	N	\$164.90	\$0.00	07-13-2018		20 SUPPLIES AND MATERIALS	201 OFFICE SUPPLIES
Y	AMAZON MKTPLACE PMTS W	WA	981090000	BOOK STORES		N	N	\$824.36	\$0.00	07-21-2018		70 EQUIPMENT & EQUIPMENT RENTAL	704 PURCHASES - OTHER EQUIPMENT
TOT								\$1,117.24	\$0.00				
AMAZON.COM (2 Expenditure Reports)													
Y	AMAZON.COM	WA	981010000	BOOK STORES		N	N	\$42.28	\$0.00	04-26-2018		20 SUPPLIES AND MATERIALS	201 OFFICE SUPPLIES
Y	AMAZON.COM	WA	981010000	BOOK STORES		N	N	\$75.05	\$0.00	05-16-2018		70 EQUIPMENT & EQUIPMENT RENTAL	709 TEXT BOOKS

PCARD	Vendor Name	Vendor State	Vendor Zip	Service Description	CBE Number	CBE	SBE	Expenditure Amount	SBE Expenditure Amount	Payment Date	Appropriated Fund	CompSource Title	CompObject Title
TOT								\$117.33	\$0.00				
AMAZON.COM AMZN.COM/BI (3 Expenditure Reports)													
Y	AMAZON.COM AMZN.COM/BI	WA	98109	BOOK STORES		N	N	\$44.03	\$0.00	04-23-2018		70 EQUIPMENT & EQUIPMENT RENTAL	709 TEXT BOOKS
Y	AMAZON.COM AMZN.COM/BI	WA	98109	BOOK STORES		N	N	\$24.89	\$0.00	04-23-2018		70 EQUIPMENT & EQUIPMENT RENTAL	709 TEXT BOOKS
Y	AMAZON.COM AMZN.COM/BI	WA	98109	BOOK STORES		N	N	\$146.64	\$0.00	06-07-2018		70 EQUIPMENT & EQUIPMENT RENTAL	709 TEXT BOOKS
TOT								\$215.56	\$0.00				
AMERICAN 00145749192304 (1 Expenditure Report)													
Y	AMERICAN 00145749192304	FL	850340000	American Airlines		N	N	\$42.02	\$0.00	03-20-2018		0040	402
TOT								\$42.02	\$0.00				
AMERICAN 00170166892700 (1 Expenditure Report)													
Y	AMERICAN 00170166892700	FL	850340000	American Airlines		N	N	\$658.40	\$0.00	10-21-2017		40 OTHER SERVICES AND CHARGES	402 TRAVEL - OUT OF CITY
TOT								\$658.40	\$0.00				
AMERICAN 00170166892711 (1 Expenditure Report)													
Y	AMERICAN 00170166892711	FL	850340000	American Airlines		N	N	\$658.40	\$0.00	10-21-2017		40 OTHER SERVICES AND CHARGES	402 TRAVEL - OUT OF CITY
TOT								\$658.40	\$0.00				
AMERICAN 00170166892733 (1 Expenditure Report)													
Y	AMERICAN 00170166892733	FL	850340000	American Airlines		N	N	\$329.20	\$0.00	10-21-2017		40 OTHER SERVICES AND CHARGES	402 TRAVEL - OUT OF CITY
TOT								\$329.20	\$0.00				
AMERICAN 00170166894822 (1 Expenditure Report)													
Y	AMERICAN 00170166894822	FL	850340000	American Airlines		N	N	\$182.20	\$0.00	11-21-2017		40 OTHER SERVICES AND CHARGES	402 TRAVEL - OUT OF CITY
TOT								\$182.20	\$0.00				
AMERICAN 00170259566643 (1 Expenditure Report)													
Y	AMERICAN 00170259566643	FL	850340000	American Airlines		N	N	\$342.40	\$0.00	12-21-2017		40 OTHER SERVICES AND CHARGES	402 TRAVEL - OUT OF CITY
TOT								\$342.40	\$0.00				
AMERICAN 00170259566654 (1 Expenditure Report)													
Y	AMERICAN 00170259566654	FL	850340000	American Airlines		N	N	\$362.39	\$0.00	12-21-2017		40 OTHER SERVICES AND CHARGES	402 TRAVEL - OUT OF CITY
TOT								\$362.39	\$0.00				
AMERICAN 00170259566676 (1 Expenditure Report)													
Y	AMERICAN 00170259566676	FL	850340000	American Airlines		N	N	\$209.99	\$0.00	12-26-2017		40 OTHER SERVICES AND CHARGES	402 TRAVEL - OUT OF CITY
TOT								\$209.99	\$0.00				
AMERICAN 00170259566680 (1 Expenditure Report)													
Y	AMERICAN 00170259566680	FL	850340000	American Airlines		N	N	\$351.39	\$0.00	12-26-2017		40 OTHER SERVICES AND CHARGES	402 TRAVEL - OUT OF CITY
TOT								\$351.39	\$0.00				
AMERICAN 00170259567435 (1 Expenditure Report)													
Y	AMERICAN 00170259567435	FL	850340000	American Airlines		N	N	\$312.60	\$0.00	01-08-2018		40 OTHER SERVICES AND CHARGES	402 TRAVEL - OUT OF CITY
TOT								\$312.60	\$0.00				
AMERICAN 00170259567446 (1 Expenditure Report)													
Y	AMERICAN 00170259567446	FL	850340000	American Airlines		N	N	\$312.60	\$0.00	01-09-2018		40 OTHER SERVICES AND CHARGES	402 TRAVEL - OUT OF CITY
TOT								\$312.60	\$0.00				
AMERICAN 00170259567450 (1 Expenditure Report)													
Y	AMERICAN 00170259567450	FL	850340000	American Airlines		N	N	\$329.60	\$0.00	01-09-2018		40 OTHER SERVICES AND CHARGES	402 TRAVEL - OUT OF CITY
TOT								\$329.60	\$0.00				
AMERICAN 00170421880440 (1 Expenditure Report)													
Y	AMERICAN 00170421880440	FL	850340000	American Airlines		N	N	\$181.59	\$0.00	02-02-2018		0040	402
TOT								\$181.59	\$0.00				
AMERICAN 00170549193496 (1 Expenditure Report)													
Y	AMERICAN 00170549193496	FL	850340000	American Airlines		N	N	\$351.30	\$0.00	03-20-2018		0040	402
TOT								\$351.30	\$0.00				

PCARD	Vendor Name	Vendor State	Vendor Zip	Service Description	CBE Number	CBE	SBE	Expenditure Amount	SBE Expenditure Amount	Payment Date	Appropriated Fund	CompSource Title	CompObject Title
AMERICAN AIRLINES (36 Expenditure Reports)													
Y	AMERICAN AIRLINES	GA	850340000	AMERICAN AIRLINES		N	N	\$204.40	\$0.00	04-04-2018		40 OTHER SERVICES AND CHARGES	402 TRAVEL - OUT OF CITY
Y	AMERICAN AIRLINES	GA	850340000	AMERICAN AIRLINES		N	N	-\$204.40	\$0.00	04-04-2018			
Y	AMERICAN AIRLINES	GA	850340000	AMERICAN AIRLINES		N	N	\$204.40	\$0.00	04-04-2018		40 OTHER SERVICES AND CHARGES	402 TRAVEL - OUT OF CITY
Y	AMERICAN AIRLINES	GA	850340000	AMERICAN AIRLINES		N	N	-\$204.40	\$0.00	04-04-2018		40 OTHER SERVICES AND CHARGES	402 TRAVEL - OUT OF CITY
Y	AMERICAN AIRLINES	GA	850340000	AMERICAN AIRLINES		N	N	\$26.21	\$0.00	04-11-2018		40 OTHER SERVICES AND CHARGES	402 TRAVEL - OUT OF CITY
Y	AMERICAN AIRLINES	GA	850340000	AMERICAN AIRLINES		N	N	\$274.40	\$0.00	04-11-2018		40 OTHER SERVICES AND CHARGES	402 TRAVEL - OUT OF CITY
Y	AMERICAN AIRLINES	GA	850340000	AMERICAN AIRLINES		N	N	\$14.87	\$0.00	04-11-2018		40 OTHER SERVICES AND CHARGES	402 TRAVEL - OUT OF CITY
Y	AMERICAN AIRLINES	GA	850340000	AMERICAN AIRLINES		N	N	\$17.89	\$0.00	04-11-2018		40 OTHER SERVICES AND CHARGES	402 TRAVEL - OUT OF CITY
Y	AMERICAN AIRLINES	GA	850340000	AMERICAN AIRLINES		N	N	\$17.89	\$0.00	04-11-2018		40 OTHER SERVICES AND CHARGES	402 TRAVEL - OUT OF CITY
Y	AMERICAN AIRLINES	GA	850340000	AMERICAN AIRLINES		N	N	\$14.87	\$0.00	04-11-2018		40 OTHER SERVICES AND CHARGES	402 TRAVEL - OUT OF CITY
Y	AMERICAN AIRLINES	GA	850340000	AMERICAN AIRLINES		N	N	\$465.40	\$0.00	04-11-2018		40 OTHER SERVICES AND CHARGES	402 TRAVEL - OUT OF CITY
Y	AMERICAN AIRLINES	NC	850340000	AMERICAN AIRLINES		N	N	-\$14.87	\$0.00	04-19-2018		40 OTHER SERVICES AND CHARGES	402 TRAVEL - OUT OF CITY
Y	AMERICAN AIRLINES	GA	850340000	AMERICAN AIRLINES		N	N	\$328.90	\$0.00	05-25-2018		40 OTHER SERVICES AND CHARGES	402 TRAVEL - OUT OF CITY
Y	AMERICAN AIRLINES	GA	850340000	AMERICAN AIRLINES		N	N	-\$328.90	\$0.00	05-25-2018		40 OTHER SERVICES AND CHARGES	402 TRAVEL - OUT OF CITY
Y	AMERICAN AIRLINES	GA	850340000	AMERICAN AIRLINES		N	N	\$352.41	\$0.00	05-31-2018		40 OTHER SERVICES AND CHARGES	402 TRAVEL - OUT OF CITY
Y	AMERICAN AIRLINES	GA	850340000	AMERICAN AIRLINES		N	N	\$352.41	\$0.00	05-31-2018		40 OTHER SERVICES AND CHARGES	402 TRAVEL - OUT OF CITY
Y	AMERICAN AIRLINES	GA	850340000	AMERICAN AIRLINES		N	N	\$352.41	\$0.00	05-31-2018		40 OTHER SERVICES AND CHARGES	402 TRAVEL - OUT OF CITY
Y	AMERICAN AIRLINES	GA	850340000	AMERICAN AIRLINES		N	N	\$212.99	\$0.00	06-15-2018		40 OTHER SERVICES AND CHARGES	402 TRAVEL - OUT OF CITY
Y	AMERICAN AIRLINES	GA	850340000	AMERICAN AIRLINES		N	N	\$363.20	\$0.00	06-28-2018		40 OTHER SERVICES AND CHARGES	402 TRAVEL - OUT OF CITY
Y	AMERICAN AIRLINES	GA	850340000	AMERICAN AIRLINES		N	N	\$243.99	\$0.00	07-12-2018		40 OTHER SERVICES AND CHARGES	402 TRAVEL - OUT OF CITY
Y	AMERICAN AIRLINES	GA	850340000	AMERICAN AIRLINES		N	N	\$202.00	\$0.00	07-16-2018		40 OTHER SERVICES AND CHARGES	402 TRAVEL - OUT OF CITY
Y	AMERICAN AIRLINES	GA	850340000	AMERICAN AIRLINES		N	N	\$33.60	\$0.00	07-26-2018		40 OTHER SERVICES AND CHARGES	402 TRAVEL - OUT OF CITY
Y	AMERICAN AIRLINES	GA	850340000	AMERICAN AIRLINES		N	N	\$389.00	\$0.00	07-26-2018		40 OTHER SERVICES AND CHARGES	402 TRAVEL - OUT OF CITY
Y	AMERICAN AIRLINES	GA	850340000	AMERICAN AIRLINES		N	N	\$499.00	\$0.00	07-26-2018		40 OTHER SERVICES AND CHARGES	402 TRAVEL - OUT OF CITY
Y	AMERICAN AIRLINES	GA	850340000	AMERICAN AIRLINES		N	N	\$80.21	\$0.00	09-12-2018		40 OTHER SERVICES AND CHARGES	402 TRAVEL - OUT OF CITY
Y	AMERICAN AIRLINES	GA	850340000	AMERICAN AIRLINES		N	N	\$441.40	\$0.00	09-12-2018		40 OTHER SERVICES AND CHARGES	402 TRAVEL - OUT OF CITY
Y	AMERICAN AIRLINES	GA	850340000	AMERICAN AIRLINES		N	N	\$357.20	\$0.00	09-12-2018		40 OTHER SERVICES AND CHARGES	402 TRAVEL - OUT OF CITY
Y	AMERICAN AIRLINES	GA	850340000	AMERICAN AIRLINES		N	N	\$344.20	\$0.00	09-12-2018		40 OTHER SERVICES AND CHARGES	402 TRAVEL - OUT OF CITY
Y	AMERICAN AIRLINES	GA	850340000	AMERICAN AIRLINES		N	N	\$357.20	\$0.00	09-12-2018		40 OTHER SERVICES AND CHARGES	402 TRAVEL - OUT OF CITY
Y	AMERICAN AIRLINES	GA	850340000	AMERICAN AIRLINES		N	N	\$357.20	\$0.00	09-12-2018		40 OTHER SERVICES AND CHARGES	402 TRAVEL - OUT OF CITY
Y	AMERICAN AIRLINES	GA	850340000	AMERICAN AIRLINES		N	N	\$344.20	\$0.00	09-12-2018		40 OTHER SERVICES AND CHARGES	402 TRAVEL - OUT OF CITY
Y	AMERICAN AIRLINES	GA	850340000	AMERICAN AIRLINES		N	N	\$441.40	\$0.00	09-12-2018		40 OTHER SERVICES AND CHARGES	402 TRAVEL - OUT OF CITY
Y	AMERICAN AIRLINES	GA	850340000	AMERICAN AIRLINES		N	N	\$143.00	\$0.00	09-14-2018		40 OTHER SERVICES AND CHARGES	402 TRAVEL - OUT OF CITY
Y	AMERICAN AIRLINES	GA	850340000	AMERICAN AIRLINES		N	N	\$287.20	\$0.00	09-14-2018		40 OTHER SERVICES AND CHARGES	402 TRAVEL - OUT OF CITY

PCARD	Vendor Name	Vendor State	Vendor Zip	Service Description	CBE Number	CBE	SBE	Expenditure Amount	SBE Expenditure Amount	Payment Date	Appropriated Fund	CompSource Title	CompObject Title
Y	AMERICAN AIRLINES	GA	850340000	AMERICAN AIRLINES		N	N	\$143.00	\$0.00	09-14-2018		40 OTHER SERVICES AND CHARGES	402 TRAVEL - OUT OF CITY
Y	AMERICAN AIRLINES	GA	850340000	AMERICAN AIRLINES		N	N	\$675.10	\$0.00	09-24-2018		40 OTHER SERVICES AND CHARGES	402 TRAVEL - OUT OF CITY
TOT								\$7,788.98	\$0.00				
AMTRAK 26 (1 Expenditure Report)													
Y	AMTRAK 26	DC	200020000	PASSENGER RAILWAYS		N	N	-\$22.50	\$0.00	09-24-2018		40 OTHER SERVICES AND CHARGES	402 TRAVEL - OUT OF CITY
TOT								-\$22.50	\$0.00				
AMTRAK .CO0450688513800 (1 Expenditure Report)													
Y	AMTRAK .CO0450688513800	DC	200010000	Passenger Railways		N	N	\$672.00	\$0.00	02-14-2018		0040	402
TOT								\$672.00	\$0.00				
AMTRAK .CO22 (1 Expenditure Report)													
Y	AMTRAK .CO22	DC	200020000	PASSENGER RAILWAYS		N	N	\$366.00	\$0.00	08-15-2018		40 OTHER SERVICES AND CHARGES	402 TRAVEL - OUT OF CITY
TOT								\$366.00	\$0.00				
AMTRAK .CO3630619508725 (1 Expenditure Report)													
Y	AMTRAK .CO3630619508725	DC	200010000	Passenger Railways		N	N	\$98.00	\$0.00	12-29-2017		40 OTHER SERVICES AND CHARGES	402 TRAVEL - OUT OF CITY
TOT								\$98.00	\$0.00				
AMTRAK TEL14 (1 Expenditure Report)													
Y	AMTRAK TEL14	DC	200020000	PASSENGER RAILWAYS		N	N	\$790.00	\$0.00	05-22-2018		40 OTHER SERVICES AND CHARGES	402 TRAVEL - OUT OF CITY
TOT								\$790.00	\$0.00				
AMTRAK TEL17 (1 Expenditure Report)													
Y	AMTRAK TEL17	DC	200020000	PASSENGER RAILWAYS		N	N	\$164.00	\$0.00	06-27-2018		40 OTHER SERVICES AND CHARGES	402 TRAVEL - OUT OF CITY
TOT								\$164.00	\$0.00				
AMTRAK TEL22 (1 Expenditure Report)													
Y	AMTRAK TEL22	DC	200020000	PASSENGER RAILWAYS		N	N	-\$274.50	\$0.00	08-22-2018		40 OTHER SERVICES AND CHARGES	402 TRAVEL - OUT OF CITY
TOT								-\$274.50	\$0.00				
AMTRAK TEL26 (2 Expenditure Reports)													
Y	AMTRAK TEL26	DC	200020000	PASSENGER RAILWAYS		N	N	\$226.00	\$0.00	09-21-2018		40 OTHER SERVICES AND CHARGES	402 TRAVEL - OUT OF CITY
Y	AMTRAK TEL26	DC	200020000	PASSENGER RAILWAYS		N	N	\$301.00	\$0.00	09-21-2018		40 OTHER SERVICES AND CHARGES	402 TRAVEL - OUT OF CITY
TOT								\$527.00	\$0.00				
AMZN MKTP US AMZN.COM/ (1 Expenditure Report)													
Y	AMZN MKTP US AMZN.COM/	WA	981090000	BOOK STORES		N	N	\$119.52	\$0.00	08-02-2018		20 SUPPLIES AND MATERIALS	201 OFFICE SUPPLIES
TOT								\$119.52	\$0.00				
ANNA SHAPIRO (2 Expenditure Reports)													
N	ANNA SHAPIRO	DC	20004			N	N	\$373.80	\$0.00	12-22-2017	100	40 OTHER SERVICES AND CHARGES	402 TRAVEL - OUT OF CITY
N	ANNA SHAPIRO	DC	20004			N	N	\$160.00	\$0.00	02-20-2018	100	40 OTHER SERVICES AND CHARGES	402 TRAVEL - OUT OF CITY
TOT								\$533.80	\$0.00				
APL* ITUNES.COM/BILL (6 Expenditure Reports)													
Y	APL* ITUNES.COM/BILL	CA	95014	RECORD SHOPS		N	N	\$1.05	\$0.00	04-20-2018		20 SUPPLIES AND MATERIALS	201 OFFICE SUPPLIES
Y	APL* ITUNES.COM/BILL	CA	95014	RECORD SHOPS		N	N	\$9.99	\$0.00	04-25-2018		20 SUPPLIES AND MATERIALS	201 OFFICE SUPPLIES
Y	APL* ITUNES.COM/BILL	CA	95014	RECORD SHOPS		N	N	\$1.05	\$0.00	05-19-2018		20 SUPPLIES AND MATERIALS	201 OFFICE SUPPLIES
Y	APL* ITUNES.COM/BILL	CA	95014	RECORD SHOPS		N	N	\$9.99	\$0.00	05-25-2018		20 SUPPLIES AND MATERIALS	201 OFFICE SUPPLIES
Y	APL* ITUNES.COM/BILL	CA	95014	RECORD SHOPS		N	N	\$1.05	\$0.00	06-19-2018		20 SUPPLIES AND MATERIALS	201 OFFICE SUPPLIES
Y	APL* ITUNES.COM/BILL	CA	95014	RECORD SHOPS		N	N	\$9.99	\$0.00	06-25-2018		20 SUPPLIES AND MATERIALS	201 OFFICE SUPPLIES
TOT								\$33.12	\$0.00				
APL*APPLE ONLINE STORE (6 Expenditure Reports)													
Y	APL*APPLE ONLINE STORE	CA	95014	ELECTRONIC SALES		N	N	\$252.74	\$0.00	05-10-2018		70 EQUIPMENT & EQUIPMENT RENTAL	710 IT HARDWARE ACQUISITIONS
Y	APL*APPLE ONLINE STORE	CA	95014	ELECTRONIC SALES		N	N	-\$13.74	\$0.00	05-11-2018			
Y	APL*APPLE ONLINE STORE	CA	95014	ELECTRONIC SALES		N	N	\$326.77	\$0.00	05-23-2018		70 EQUIPMENT & EQUIPMENT RENTAL	710 IT HARDWARE ACQUISITIONS

PCARD	Vendor Name	Vendor State	Vendor Zip	Service Description	CBE Number	CBE	SBE	Expenditure Amount	SBE Expenditure Amount	Payment Date	Appropriated Fund	CompSource Title	CompObject Title	
Y	APL*APPLE ONLINE STORE	CA	95014	ELECTRONIC SALES		N	N	-17.77	\$0.00	05-23-2018		70 EQUIPMENT & EQUIPMENT RENTAL	710 IT HARDWARE ACQUISITIONS	
Y	APL*APPLE ONLINE STORE	CA	95014	ELECTRONIC SALES		N	N	\$1,495.00	\$0.00	07-13-2018		70 EQUIPMENT & EQUIPMENT RENTAL	702 PURCHASES - EQUIPMENT AND MACHINERY	
Y	APL*APPLE ONLINE STORE	CA	95014	ELECTRONIC SALES		N	N	\$897.00	\$0.00	07-20-2018		70 EQUIPMENT & EQUIPMENT RENTAL	702 PURCHASES - EQUIPMENT AND MACHINERY	
TOT								\$2,940.00	\$0.00					
APL*ITUNES.COM/BILL (1 Expenditure Report)														
Y	APL*ITUNES.COM/BILL	CA	950140000	COMPUTER SOFTWARE STORES		N	N	\$1.05	\$0.00	07-19-2018		20 SUPPLIES AND MATERIALS	201 OFFICE SUPPLIES	
TOT								\$1.05	\$0.00					
ARLEN HERRELL (1 Expenditure Report)														
N	ARLEN HERRELL	DC	20004			N	N	\$206.50	\$0.00	10-04-2017	100	40 OTHER SERVICES AND CHARGES	402 TRAVEL - OUT OF CITY	
TOT								\$206.50	\$0.00					
ARTBA (1 Expenditure Report)														
Y	ARTBA	DC	200070000	ORGANIZATIONS MEMBERSHIP-NOT ELSEWHERE CLASSIFIED		N	N	\$2,000.00	\$0.00	07-16-2018		40 OTHER SERVICES AND CHARGES	425 PAYMENT OF MEMBERSHIP DUES	
TOT								\$2,000.00	\$0.00					
ASANA.COM (12 Expenditure Reports)														
Y	ASANA.COM	CA	941030000	Computer Software Stores		N	N	\$299.75	\$0.00	10-22-2017		40 OTHER SERVICES AND CHARGES	408 PROF SERVICE FEES AND CONTR	
Y	ASANA.COM	CA	941030000	Computer Software Stores		N	N	\$299.75	\$0.00	11-22-2017		40 OTHER SERVICES AND CHARGES	408 PROF SERVICE FEES AND CONTR	
Y	ASANA.COM	CA	941030000	Computer Software Stores		N	N	\$299.75	\$0.00	12-22-2017		40 OTHER SERVICES AND CHARGES	408 PROF SERVICE FEES AND CONTR	
Y	ASANA.COM	CA	941030000	Computer Software Stores		N	N	\$299.75	\$0.00	01-22-2018		40 OTHER SERVICES AND CHARGES	408 PROF SERVICE FEES AND CONTR	
Y	ASANA.COM	CA	941030000	Computer Software Stores		N	N	\$299.75	\$0.00	02-22-2018		0040	408	
Y	ASANA.COM	CA	941030000	Computer Software Stores		N	N	\$299.75	\$0.00	03-22-2018		0	0	
Y	ASANA.COM	CA	941030000	COMPUTER SOFTWARE STORES		N	N	\$299.75	\$0.00	04-22-2018		40 OTHER SERVICES AND CHARGES	408 PROF SERVICE FEES AND CONTR	
Y	ASANA.COM	CA	941030000	COMPUTER SOFTWARE STORES		N	N	\$299.75	\$0.00	05-22-2018		40 OTHER SERVICES AND CHARGES	408 PROF SERVICE FEES AND CONTR	
Y	ASANA.COM	CA	941030000	COMPUTER SOFTWARE STORES		N	N	\$299.75	\$0.00	06-22-2018		40 OTHER SERVICES AND CHARGES	408 PROF SERVICE FEES AND CONTR	
Y	ASANA.COM	CA	941030000	COMPUTER SOFTWARE STORES		N	N	\$299.75	\$0.00	07-22-2018		40 OTHER SERVICES AND CHARGES	408 PROF SERVICE FEES AND CONTR	
Y	ASANA.COM	CA	941030000	COMPUTER SOFTWARE STORES		N	N	\$299.75	\$0.00	08-22-2018		40 OTHER SERVICES AND CHARGES	408 PROF SERVICE FEES AND CONTR	
Y	ASANA.COM	CA	941030000	COMPUTER SOFTWARE STORES		N	N	\$299.75	\$0.00	09-22-2018		40 OTHER SERVICES AND CHARGES	408 PROF SERVICE FEES AND CONTR	
TOT								\$3,597.00	\$0.00					
ATLISSIAN (1 Expenditure Report)														
Y	ATLISSIAN	UN	*	COMPUTER SOFTWARE STORES		N	N	\$105.75	\$0.00	07-31-2018		20 SUPPLIES AND MATERIALS	204 EDUCATIONAL	
TOT								\$105.75	\$0.00					
B&H PHOTO 800-606-696 (1 Expenditure Report)														
Y	B&H PHOTO 800-606-696	NY	100010000	Direct Marketing-Not Elsewhere Classified		N	N	\$256.07	\$0.00	11-17-2017		70 EQUIPMENT & EQUIPMENT RENTAL	702 PURCHASES - EQUIPMENT AND MACHINERY	
TOT								\$256.07	\$0.00					
BELLAGIO - ADV DEP (6 Expenditure Reports)														
Y	BELLAGIO - ADV DEP	NV	89109	BELLAGIO HOTEL AND CASINO		N	N	\$226.67	\$0.00	09-11-2018		40 OTHER SERVICES AND CHARGES	402 TRAVEL - OUT OF CITY	
Y	BELLAGIO - ADV DEP	NV	89109	BELLAGIO HOTEL AND CASINO		N	N	\$226.67	\$0.00	09-11-2018		40 OTHER SERVICES AND CHARGES	402 TRAVEL - OUT OF CITY	
Y	BELLAGIO - ADV DEP	NV	89109	BELLAGIO HOTEL AND CASINO		N	N	\$226.67	\$0.00	09-11-2018		40 OTHER SERVICES AND CHARGES	402 TRAVEL - OUT OF CITY	
Y	BELLAGIO - ADV DEP	NV	89109	BELLAGIO HOTEL AND CASINO		N	N	\$390.44	\$0.00	09-26-2018		40 OTHER SERVICES AND CHARGES	402 TRAVEL - OUT OF CITY	
Y	BELLAGIO - ADV DEP	NV	89109	BELLAGIO HOTEL AND CASINO		N	N	\$390.44	\$0.00	09-26-2018		40 OTHER SERVICES AND CHARGES	402 TRAVEL - OUT OF CITY	
Y	BELLAGIO - ADV DEP	NV	89109	BELLAGIO HOTEL AND CASINO		N	N	\$390.44	\$0.00	09-26-2018		40 OTHER SERVICES AND CHARGES	402 TRAVEL - OUT OF CITY	
TOT								\$1,851.33	\$0.00					

PCARD	Vendor Name	Vendor State	Vendor Zip	Service Description	CBE Number	CBE	SBE	Expenditure Amount	SBE Expenditure Amount	Payment Date	Appropriated Fund	CompSource Title	CompObject Title
BEN STUTZ (1 Expenditure Report)													
N	BEN STUTZ	DC	20004			N	N	\$103.50	\$0.00	11-22-2017	100	40 OTHER SERVICES AND CHARGES	402 TRAVEL - OUT OF CITY
TOT								\$103.50	\$0.00				
BENOY JACOB (1 Expenditure Report)													
N	BENOY JACOB	NV	89052			N	N	\$292.98	\$0.00	01-19-2018	400	41 CONTRACTUAL SERVICES - OTHER	409 CONTRACTUAL SERVICES - OTHER
TOT								\$292.98	\$0.00				
BRUSTEIN & MANASEVIT (1 Expenditure Report)													
Y	BRUSTEIN & MANASEVIT	DC	200050000	BOOKS PERIODICALS AND NEWSPAPERS		N	N	\$2,200.00	\$0.00	06-08-2018		40 OTHER SERVICES AND CHARGES	424 CONFERENCE FEES LOC OUT OF CITY
TOT								\$2,200.00	\$0.00				
BUR (2 Expenditure Reports)													
Y	BUR	VA	222020000	DIRECT MARKETING-CATALOG MERCHANTS		N	N	\$2,977.00	\$0.00	09-17-2018		20 SUPPLIES AND MATERIALS	204 EDUCATIONAL
Y	BUR	VA	222020000	DIRECT MARKETING-CATALOG MERCHANTS		N	N	\$1,879.00	\$0.00	09-17-2018		20 SUPPLIES AND MATERIALS	204 EDUCATIONAL
TOT								\$4,856.00	\$0.00				
C55 PAUL COLUMBIA SQUA (2 Expenditure Reports)													
Y	C55 PAUL COLUMBIA SQUA	DC	200040000	Eating Places, Restaurants		N	N	\$163.53	\$0.00	11-09-2017		20 SUPPLIES AND MATERIALS	209 FOOD PROVISIONS
Y	C55 PAUL COLUMBIA SQUA	DC	200040000	Eating Places, Restaurants		N	N	\$159.98	\$0.00	12-07-2017		20 SUPPLIES AND MATERIALS	209 FOOD PROVISIONS
TOT								\$323.51	\$0.00				
CAESARS PLACE ADV RSVN (1 Expenditure Report)													
Y	CAESARS PLACE ADV RSVN	NV	891090000	CAESARS HOTEL AND CASINO		N	N	\$1,555.57	\$0.00	05-10-2018		40 OTHER SERVICES AND CHARGES	402 TRAVEL - OUT OF CITY
TOT								\$1,555.57	\$0.00				
CALVIN PRICE GROUP LLC (1 Expenditure Report)													
Y	CALVIN PRICE GROUP LLC	DC	200320000	Commercial Equipment, Not Elsewhere Classified	LSDZR67442122019	Y	Y	\$1,940.00	\$1,940.00	10-30-2017		20 SUPPLIES AND MATERIALS	201 OFFICE SUPPLIES
TOT								\$1,940.00	\$1,940.00				
CAPITAL SERVICES AND S (1 Expenditure Report)													
Y	CAPITAL SERVICES AND S	DC	200180000	Stationery,Office Supplies,Printing/Writing Paper	LSZX17481122019	Y	Y	\$1,419.39	\$1,419.39	10-16-2017		20 SUPPLIES AND MATERIALS	201 OFFICE SUPPLIES
TOT								\$1,419.39	\$1,419.39				
CATER2.ME (1 Expenditure Report)													
Y	CATER2.ME	NY	100010000	EATING PLACES RESTAURANTS		N	N	\$3,496.00	\$0.00	08-06-2018		20 SUPPLIES AND MATERIALS	204 EDUCATIONAL
TOT								\$3,496.00	\$0.00				
CHEZARE A WARREN (1 Expenditure Report)													
N	CHEZARE A WARREN	MI	48826			N	N	\$807.26	\$0.00	02-12-2018	400	41 CONTRACTUAL SERVICES - OTHER	409 CONTRACTUAL SERVICES - OTHER
TOT								\$807.26	\$0.00				
CHRYSANTHI HATZIMASOURA (1 Expenditure Report)													
N	CHRYSANTHI HATZIMASOURA	DC	20009			N	N	\$377.10	\$0.00	07-19-2018	400	40 OTHER SERVICES AND CHARGES	402 TRAVEL - OUT OF CITY
TOT								\$377.10	\$0.00				
CITY OF GAINESVILLE (1 Expenditure Report)													
N	CITY OF GAINESVILLE	FL	32601			N	N	\$680.62	\$0.00	07-19-2018	400	40 OTHER SERVICES AND CHARGES	402 TRAVEL - OUT OF CITY
TOT								\$680.62	\$0.00				
COA*CHEAPOAIR.COM AIR (1 Expenditure Report)													
Y	COA*CHEAPOAIR.COM AIR	NY	100200000	TRAVEL AGENCIES AND TOUR OPERATORS		N	N	\$7.95	\$0.00	08-17-2018		40 OTHER SERVICES AND CHARGES	402 TRAVEL - OUT OF CITY
TOT								\$7.95	\$0.00				
COMCAST (21 Expenditure Reports)													
Y	COMCAST	MD	212360000	Cable and Other Pay Television		N	N	\$2.70	\$0.00	10-06-2017		20 SUPPLIES AND MATERIALS	201 OFFICE SUPPLIES
Y	COMCAST	MD	212360000	Cable and Other Pay Television		N	N	\$14.22	\$0.00	12-06-2017		20 SUPPLIES AND MATERIALS	201 OFFICE SUPPLIES
Y	COMCAST	MD	212360000	Cable and Other Pay Television		N	N	\$68.78	\$0.00	12-22-2017		20 SUPPLIES AND MATERIALS	201 OFFICE SUPPLIES
Y	COMCAST	MD	212360000	Cable and Other Pay Television		N	N	\$7.12	\$0.00	01-06-2018		70 EQUIPMENT & EQUIPMENT RENTAL	702 PURCHASES - EQUIPMENT AND MACHINERY
Y	COMCAST	MD	212360000	Cable and Other Pay Television		N	N	\$7.12	\$0.00	02-06-2018		0070	706

PCARD	Vendor Name	Vendor State	Vendor Zip	Service Description	CBE Number	CBE	SBE	Expenditure Amount	SBE Expenditure Amount	Payment Date	Appropriated Fund	CompSource Title	CompObject Title
Y	COMCAST	MD	212360000	Cable and Other Pay Television		N	N	\$14.25	\$0.00	02-08-2018		0070	706
Y	COMCAST	MD	212360000	Cable and Other Pay Television		N	N	\$29.58	\$0.00	02-17-2018		0	0
Y	COMCAST	MD	212360000	Cable and Other Pay Television		N	N	\$7.12	\$0.00	03-06-2018		0070	702
Y	COMCAST	MD	212360000	Cable and Other Pay Television		N	N	\$14.25	\$0.00	03-08-2018		0070	706
Y	COMCAST	MD	21236	CABLE SATELLITE OTHER PAY TELEVISION RADIO SVCS		N	N	\$7.12	\$0.00	04-06-2018		70 EQUIPMENT & EQUIPMENT RENTAL	702 PURCHASES - EQUIPMENT AND MACHINERY
Y	COMCAST	MD	21236	CABLE SATELLITE OTHER PAY TELEVISION RADIO SVCS		N	N	\$7.12	\$0.00	05-08-2018		70 EQUIPMENT & EQUIPMENT RENTAL	706 RENTALS - MACHINERY AND EQUIPMENT
Y	COMCAST	MD	21236	CABLE SATELLITE OTHER PAY TELEVISION RADIO SVCS		N	N	\$48.70	\$0.00	05-19-2018		70 EQUIPMENT & EQUIPMENT RENTAL	702 PURCHASES - EQUIPMENT AND MACHINERY
Y	COMCAST	MD	21236	CABLE SATELLITE OTHER PAY TELEVISION RADIO SVCS		N	N	\$28.48	\$0.00	05-26-2018		40 OTHER SERVICES AND CHARGES	441 IT HARDWARE MAINTENANCE
Y	COMCAST	MD	21236	CABLE SATELLITE OTHER PAY TELEVISION RADIO SVCS		N	N	\$7.12	\$0.00	06-06-2018		70 EQUIPMENT & EQUIPMENT RENTAL	702 PURCHASES - EQUIPMENT AND MACHINERY
Y	COMCAST	MD	21236	CABLE SATELLITE OTHER PAY TELEVISION RADIO SVCS		N	N	\$7.12	\$0.00	07-06-2018		70 EQUIPMENT & EQUIPMENT RENTAL	702 PURCHASES - EQUIPMENT AND MACHINERY
Y	COMCAST	MD	21236	CABLE SATELLITE OTHER PAY TELEVISION RADIO SVCS		N	N	\$14.25	\$0.00	07-08-2018		70 EQUIPMENT & EQUIPMENT RENTAL	702 PURCHASES - EQUIPMENT AND MACHINERY
Y	COMCAST	MD	21236	CABLE SATELLITE OTHER PAY TELEVISION RADIO SVCS		N	N	\$14.25	\$0.00	08-08-2018		70 EQUIPMENT & EQUIPMENT RENTAL	702 PURCHASES - EQUIPMENT AND MACHINERY
Y	COMCAST	MD	21236	CABLE SATELLITE OTHER PAY TELEVISION RADIO SVCS		N	N	\$7.12	\$0.00	08-09-2018		70 EQUIPMENT & EQUIPMENT RENTAL	702 PURCHASES - EQUIPMENT AND MACHINERY
Y	COMCAST	MD	21236	CABLE SATELLITE OTHER PAY TELEVISION RADIO SVCS		N	N	\$21.36	\$0.00	08-24-2018		40 OTHER SERVICES AND CHARGES	410 OFFICE SUPPORT
Y	COMCAST	MD	21236	CABLE SATELLITE OTHER PAY TELEVISION RADIO SVCS		N	N	\$7.12	\$0.00	09-05-2018		70 EQUIPMENT & EQUIPMENT RENTAL	702 PURCHASES - EQUIPMENT AND MACHINERY
Y	COMCAST	MD	21236	CABLE SATELLITE OTHER PAY TELEVISION RADIO SVCS		N	N	\$14.25	\$0.00	09-08-2018		70 EQUIPMENT & EQUIPMENT RENTAL	706 RENTALS - MACHINERY AND EQUIPMENT
TOT								\$349.15	\$0.00				
CORNER BAKERY 0096 (13 Expenditure Reports)													
Y	CORNER BAKERY 0096	DC	200450000	Eating Places, Restaurants		N	N	\$176.00	\$0.00	01-19-2018		20 SUPPLIES AND MATERIALS	209 FOOD PROVISIONS
Y	CORNER BAKERY 0096	DC	200450000	Eating Places, Restaurants		N	N	\$115.50	\$0.00	02-09-2018		0020	209
Y	CORNER BAKERY 0096	DC	200450000	Eating Places, Restaurants		N	N	\$122.10	\$0.00	02-23-2018		0020	209
Y	CORNER BAKERY 0096	DC	200450000	Eating Places, Restaurants		N	N	\$122.10	\$0.00	03-16-2018		0020	209
Y	CORNER BAKERY 0096	DC	200450000	EATING PLACES RESTAURANTS		N	N	\$122.10	\$0.00	04-20-2018		20 SUPPLIES AND MATERIALS	209 FOOD PROVISIONS
Y	CORNER BAKERY 0096	DC	200450000	EATING PLACES RESTAURANTS		N	N	\$132.00	\$0.00	04-27-2018		20 SUPPLIES AND MATERIALS	209 FOOD PROVISIONS
Y	CORNER BAKERY 0096	DC	200450000	EATING PLACES RESTAURANTS		N	N	\$115.50	\$0.00	05-04-2018		20 SUPPLIES AND MATERIALS	209 FOOD PROVISIONS
Y	CORNER BAKERY 0096	DC	200450000	EATING PLACES RESTAURANTS		N	N	\$115.50	\$0.00	06-01-2018		20 SUPPLIES AND MATERIALS	209 FOOD PROVISIONS
Y	CORNER BAKERY 0096	DC	200450000	EATING PLACES RESTAURANTS		N	N	\$103.40	\$0.00	06-15-2018		20 SUPPLIES AND MATERIALS	209 FOOD PROVISIONS
Y	CORNER BAKERY 0096	DC	200450000	EATING PLACES RESTAURANTS		N	N	\$115.50	\$0.00	06-22-2018		20 SUPPLIES AND MATERIALS	209 FOOD PROVISIONS
Y	CORNER BAKERY 0096	DC	200450000	EATING PLACES RESTAURANTS		N	N	\$92.40	\$0.00	06-30-2018		20 SUPPLIES AND MATERIALS	209 FOOD PROVISIONS
Y	CORNER BAKERY 0096	DC	200450000	EATING PLACES RESTAURANTS		N	N	\$115.50	\$0.00	07-13-2018		20 SUPPLIES AND MATERIALS	209 FOOD PROVISIONS
Y	CORNER BAKERY 0096	DC	200450000	EATING PLACES RESTAURANTS		N	N	\$115.50	\$0.00	09-27-2018		20 SUPPLIES AND MATERIALS	209 FOOD PROVISIONS
TOT								\$1,563.10	\$0.00				
CORNER BAKERY 0279 (1 Expenditure Report)													
Y	CORNER BAKERY 0279	DC	200010000	EATING PLACES RESTAURANTS		N	N	\$148.50	\$0.00	07-01-2018		20 SUPPLIES AND MATERIALS	209 FOOD PROVISIONS
TOT								\$148.50	\$0.00				
COURTYARD BY MARRIOTT (1 Expenditure Report)													
Y	COURTYARD BY MARRIOTT	FL	328360000	Courtyard By Marriott		N	N	\$643.51	\$0.00	01-08-2018		40 OTHER SERVICES AND CHARGES	402 TRAVEL - OUT OF CITY
TOT								\$643.51	\$0.00				
CRUCIAL.COM (1 Expenditure Report)													
Y	CRUCIAL.COM	ID	836420000	Computers, Computer Peripheral Equipment, Software		N	N	\$89.99	\$0.00	12-21-2017		70 EQUIPMENT & EQUIPMENT RENTAL	710 IT HARDWARE ACQUISITIONS
TOT								\$89.99	\$0.00				

PCARD	Vendor Name	Vendor State	Vendor Zip	Service Description	CBE Number	CBE	SBE	Expenditure Amount	SBE Expenditure Amount	Payment Date	Appropriated Fund	CompSource Title	CompObject Title
CRYSTAL C. HALL (1 Expenditure Report)													
N	CRYSTAL C. HALL	WA	98122			N	N	\$1,055.07	\$0.00	07-13-2018	400	40 OTHER SERVICES AND CHARGES	402 TRAVEL - OUT OF CITY
TOT								\$1,055.07	\$0.00				
CVS/PHARMACY #01842 (4 Expenditure Reports)													
Y	CVS/PHARMACY #01842	DC	200040000	Drug Stores, Pharmacies		N	N	\$33.30	\$0.00	01-18-2018		20 SUPPLIES AND MATERIALS	201 OFFICE SUPPLIES
Y	CVS/PHARMACY #01842	DC	200040000	Drug Stores, Pharmacies		N	N	\$12.15	\$0.00	02-28-2018		0020	201
Y	CVS/PHARMACY #01842	DC	200040000	Drug Stores, Pharmacies		N	N	\$10.56	\$0.00	03-16-2018		0020	201
Y	CVS/PHARMACY #01842	DC	200040000	DRUG STORES PHARMACIES		N	N	\$7.98	\$0.00	06-12-2018		20 SUPPLIES AND MATERIALS	209 FOOD PROVISIONS
TOT								\$63.99	\$0.00				
D J (2 Expenditure Reports)													
Y	D J	MA	01020	DIRECT MARKETING- CONTINUITY- SUBSCRIPTION MERCHANTS		N	N	\$117.35	\$0.00	06-13-2018		20 SUPPLIES AND MATERIALS	204 EDUCATIONAL
Y	D J	MA	01020	DIRECT MARKETING- CONTINUITY- SUBSCRIPTION MERCHANTS		N	N	\$123.70	\$0.00	09-10-2018		20 SUPPLIES AND MATERIALS	204 EDUCATIONAL
TOT								\$241.05	\$0.00				
D J*WALL ST JOURNAL (1 Expenditure Report)													
Y	D J*WALL ST JOURNAL	MA	010200000	Direct Marketing- Continuity/Subsription Merchants		N	N	\$94.22	\$0.00	11-25-2017		20 SUPPLIES AND MATERIALS	204 EDUCATIONAL
TOT								\$94.22	\$0.00				
DAVID YOKUM (2 Expenditure Reports)													
N	DAVID YOKUM	DC	20003			N	N	\$465.96	\$0.00	04-05-2018	450	40 OTHER SERVICES AND CHARGES	402 TRAVEL - OUT OF CITY
N	DAVID YOKUM	DC	20004			N	N	\$419.27	\$0.00	07-11-2018	400	40 OTHER SERVICES AND CHARGES	402 TRAVEL - OUT OF CITY
TOT								\$885.23	\$0.00				
DC (1 Expenditure Report)													
Y	DC	DC	200050000	BOOKS PERIODICALS AND NEWSPAPERS		N	N	\$2,200.00	\$0.00	06-25-2018		40 OTHER SERVICES AND CHARGES	409 CONTRACTUAL SERVICES - OTHER
TOT								\$2,200.00	\$0.00				
DELL COMPUTER CORP (1 Expenditure Report)													
N	DELL COMPUTER CORP	PA	15222			N	N	\$6,510.54	\$0.00	09-28-2018	100	40 OTHER SERVICES AND CHARGES	408 PROF SERVICE FEES AND CONTR
TOT								\$6,510.54	\$0.00				
DELTA 00670166892721 (1 Expenditure Report)													
Y	DELTA 00670166892721	FL	303540000	Delta		N	N	\$329.20	\$0.00	10-21-2017		40 OTHER SERVICES AND CHARGES	402 TRAVEL - OUT OF CITY
TOT								\$329.20	\$0.00				
DIGI DOCS INC DOCUMENT MGRS (1 Expenditure Report)													
N	DIGI DOCS INC DOCUMENT MGRS	DC	20001		LSDR82082082021	Y	Y	\$22,163.40	\$22,163.40	09-24-2018	100	40 OTHER SERVICES AND CHARGES	408 PROF SERVICE FEES AND CONTR
TOT								\$22,163.40	\$22,163.40				
DIMOSHA SMITH (1 Expenditure Report)													
N	DIMOSHA SMITH	DC	20004			N	N	\$735.55	\$0.00	09-28-2018	100	40 OTHER SERVICES AND CHARGES	402 TRAVEL - OUT OF CITY
TOT								\$735.55	\$0.00				
DMI* DELL HLTHCR/REL (33 Expenditure Reports)													
Y	DMI* DELL HLTHCR/REL	TX	786820000	Computers,Computer Peripheral Equipment, Software		N	N	\$195.99	\$0.00	10-06-2017		0	0
Y	DMI* DELL HLTHCR/REL	TX	786820000	Computers,Computer Peripheral Equipment, Software		N	N	\$2,578.00	\$0.00	10-10-2017		20 SUPPLIES AND MATERIALS	201 OFFICE SUPPLIES
Y	DMI* DELL HLTHCR/REL	TX	786820000	Computers,Computer Peripheral Equipment, Software		N	N	\$170.58	\$0.00	10-21-2017		0	0
Y	DMI* DELL HLTHCR/REL	TX	786820000	Computers,Computer Peripheral Equipment, Software		N	N	\$1,289.00	\$0.00	10-28-2017		70 EQUIPMENT & EQUIPMENT RENTAL	702 PURCHASES - EQUIPMENT AND MACHINERY
Y	DMI* DELL HLTHCR/REL	TX	786820000	Computers,Computer Peripheral Equipment, Software		N	N	\$1,289.00	\$0.00	12-14-2017		20 SUPPLIES AND MATERIALS	201 OFFICE SUPPLIES
Y	DMI* DELL HLTHCR/REL	TX	786820000	Computers,Computer Peripheral Equipment, Software		N	N	\$77.99	\$0.00	12-16-2017		20 SUPPLIES AND MATERIALS	201 OFFICE SUPPLIES
Y	DMI* DELL HLTHCR/REL	TX	786820000	Computers,Computer Peripheral Equipment, Software		N	N	\$16.24	\$0.00	12-23-2017		20 SUPPLIES AND MATERIALS	201 OFFICE SUPPLIES

PCARD	Vendor Name	Vendor State	Vendor Zip	Service Description	CBE Number	CBE	SBE	Expenditure Amount	SBE Expenditure Amount	Payment Date	Appropriated Fund	CompSource Title	CompObject Title
Y	DMI* DELL HLTHCR/REL	TX	786820000	Computers,Computer Peripheral Equipment, Software		N	N	\$1,289.00	\$0.00	12-27-2017		20 SUPPLIES AND MATERIALS	201 OFFICE SUPPLIES
Y	DMI* DELL HLTHCR/REL	TX	786820000	Computers,Computer Peripheral Equipment, Software		N	N	\$2,969.98	\$0.00	01-29-2018		20 SUPPLIES AND MATERIALS	201 OFFICE SUPPLIES
Y	DMI* DELL HLTHCR/REL	TX	786820000	Computers,Computer Peripheral Equipment, Software		N	N	\$408.03	\$0.00	02-03-2018		0020	201
Y	DMI* DELL HLTHCR/REL	TX	786820000	Computers,Computer Peripheral Equipment, Software		N	N	\$39.12	\$0.00	03-24-2018		0020	201
Y	DMI* DELL HLTHCR/REL	TX	786820000	Computers,Computer Peripheral Equipment, Software		N	N	\$1,401.11	\$0.00	03-24-2018		0020	201
Y	DMI* DELL HLTHCR/REL	TX	786820000	Computers,Computer Peripheral Equipment, Software		N	N	\$9.99	\$0.00	03-24-2018		0020	201
Y	DMI* DELL HLTHCR/REL	TX	786820000	Computers,Computer Peripheral Equipment, Software		N	N	\$450.05	\$0.00	03-25-2018		0020	201
Y	DMI* DELL HLTHCR/REL			COMPUTERS COMPUTER PERIPHERAL EQUIPMENT SOFTWARE		N	N	\$129.99	\$0.00	05-12-2018		70 EQUIPMENT & EQUIPMENT RENTAL	710 IT HARDWARE ACQUISITIONS
Y	DMI* DELL HLTHCR/REL			COMPUTERS COMPUTER PERIPHERAL EQUIPMENT SOFTWARE		N	N	\$391.98	\$0.00	05-12-2018		70 EQUIPMENT & EQUIPMENT RENTAL	710 IT HARDWARE ACQUISITIONS
Y	DMI* DELL HLTHCR/REL			COMPUTERS COMPUTER PERIPHERAL EQUIPMENT SOFTWARE		N	N	\$231.97	\$0.00	05-30-2018		20 SUPPLIES AND MATERIALS	201 OFFICE SUPPLIES
Y	DMI* DELL HLTHCR/REL			COMPUTERS COMPUTER PERIPHERAL EQUIPMENT SOFTWARE		N	N	\$1,067.67	\$0.00	05-31-2018		20 SUPPLIES AND MATERIALS	201 OFFICE SUPPLIES
Y	DMI* DELL HLTHCR/REL			COMPUTERS COMPUTER PERIPHERAL EQUIPMENT SOFTWARE		N	N	\$231.97	\$0.00	06-01-2018		20 SUPPLIES AND MATERIALS	201 OFFICE SUPPLIES
Y	DMI* DELL HLTHCR/REL			COMPUTERS COMPUTER PERIPHERAL EQUIPMENT SOFTWARE		N	N	\$76.55	\$0.00	06-14-2018		20 SUPPLIES AND MATERIALS	201 OFFICE SUPPLIES
Y	DMI* DELL HLTHCR/REL			COMPUTERS COMPUTER PERIPHERAL EQUIPMENT SOFTWARE		N	N	\$255.94	\$0.00	06-23-2018		20 SUPPLIES AND MATERIALS	201 OFFICE SUPPLIES
Y	DMI* DELL HLTHCR/REL			COMPUTERS COMPUTER PERIPHERAL EQUIPMENT SOFTWARE		N	N	\$1,588.00	\$0.00	06-28-2018		20 SUPPLIES AND MATERIALS	201 OFFICE SUPPLIES
Y	DMI* DELL HLTHCR/REL			COMPUTERS COMPUTER PERIPHERAL EQUIPMENT SOFTWARE		N	N	-\$231.97	\$0.00	07-09-2018		20 SUPPLIES AND MATERIALS	201 OFFICE SUPPLIES
Y	DMI* DELL HLTHCR/REL			COMPUTERS COMPUTER PERIPHERAL EQUIPMENT SOFTWARE		N	N	\$371.96	\$0.00	08-03-2018		20 SUPPLIES AND MATERIALS	201 OFFICE SUPPLIES
Y	DMI* DELL HLTHCR/REL			COMPUTERS COMPUTER PERIPHERAL EQUIPMENT SOFTWARE		N	N	\$139.00	\$0.00	08-09-2018		20 SUPPLIES AND MATERIALS	201 OFFICE SUPPLIES
Y	DMI* DELL HLTHCR/REL			COMPUTERS COMPUTER PERIPHERAL EQUIPMENT SOFTWARE		N	N	\$12.99	\$0.00	08-09-2018		20 SUPPLIES AND MATERIALS	201 OFFICE SUPPLIES
Y	DMI* DELL HLTHCR/REL			COMPUTERS COMPUTER PERIPHERAL EQUIPMENT SOFTWARE		N	N	\$335.98	\$0.00	08-11-2018		20 SUPPLIES AND MATERIALS	201 OFFICE SUPPLIES
Y	DMI* DELL HLTHCR/REL			COMPUTERS COMPUTER PERIPHERAL EQUIPMENT SOFTWARE		N	N	\$1,045.38	\$0.00	08-16-2018		20 SUPPLIES AND MATERIALS	201 OFFICE SUPPLIES
Y	DMI* DELL HLTHCR/REL			COMPUTERS COMPUTER PERIPHERAL EQUIPMENT SOFTWARE		N	N	\$139.00	\$0.00	08-21-2018		70 EQUIPMENT & EQUIPMENT RENTAL	710 IT HARDWARE ACQUISITIONS
Y	DMI* DELL HLTHCR/REL			COMPUTERS COMPUTER PERIPHERAL EQUIPMENT SOFTWARE		N	N	\$335.98	\$0.00	08-22-2018		70 EQUIPMENT & EQUIPMENT RENTAL	710 IT HARDWARE ACQUISITIONS
Y	DMI* DELL HLTHCR/REL			COMPUTERS COMPUTER PERIPHERAL EQUIPMENT SOFTWARE		N	N	\$2,831.80	\$0.00	08-25-2018		70 EQUIPMENT & EQUIPMENT RENTAL	710 IT HARDWARE ACQUISITIONS
Y	DMI* DELL HLTHCR/REL			COMPUTERS COMPUTER PERIPHERAL EQUIPMENT SOFTWARE		N	N	\$417.00	\$0.00	09-06-2018		20 SUPPLIES AND MATERIALS	201 OFFICE SUPPLIES
Y	DMI* DELL HLTHCR/REL			COMPUTERS COMPUTER PERIPHERAL EQUIPMENT SOFTWARE		N	N	\$3,867.00	\$0.00	09-18-2018		20 SUPPLIES AND MATERIALS	201 OFFICE SUPPLIES
TOT								\$25,422.27	\$0.00				
DOCUMENT MANAGERS (1 Expenditure Report)													
Y	DOCUMENT MANAGERS	DC	20001-1851	PROFESSIONAL SERVICES-NOT ELSEWHERE CLASSIFIED		Y	N	\$600.00	\$0.00	06-28-2018		20 SUPPLIES AND MATERIALS	201 OFFICE SUPPLIES
TOT								\$600.00	\$0.00				
EBSCO INDUSTRIES INC (1 Expenditure Report)													
N	EBSCO INDUSTRIES INC	AL	352425242			N	N	\$32,360.00	\$0.00	08-20-2018	400	40 OTHER SERVICES AND CHARGES	408 PROF SERVICE FEES AND CONTR
TOT								\$32,360.00	\$0.00				
EVENTS DC (1 Expenditure Report)													
Y	EVENTS DC	DC	200010000	BUSINESS SERVICES-NOT ELSEWHERE CLASSIFIED		N	N	\$1,225.00	\$0.00	07-18-2018		20 SUPPLIES AND MATERIALS	204 EDUCATIONAL
TOT								\$1,225.00	\$0.00				
FEDEX (7 Expenditure Reports)													
Y	FEDEX	TN	38116-5070	COURIER SVC-AIR + GROUND FREIGHT FORWARDERS		N	N	\$33.83	\$0.00	07-25-2018		40 OTHER SERVICES AND CHARGES	416 POSTAGE

PCARD	Vendor Name	Vendor State	Vendor Zip	Service Description	CBE Number	CBE	SBE	Expenditure Amount	SBE Expenditure Amount	Payment Date	Appropriated Fund	CompSource Title	CompObject Title
Y	FEDEX	TN	38116-5070	COURIER SVC-AIR + GROUND FREIGHT FORWARDERS		N	N	\$7.20	\$0.00	07-25-2018		40 OTHER SERVICES AND CHARGES	416 POSTAGE
Y	FEDEX	TN	38116-5070	COURIER SVC-AIR + GROUND FREIGHT FORWARDERS		N	N	\$5.95	\$0.00	07-25-2018		40 OTHER SERVICES AND CHARGES	416 POSTAGE
Y	FEDEX	TN	38116-5070	COURIER SVC-AIR + GROUND FREIGHT FORWARDERS		N	N	\$5.95	\$0.00	07-25-2018		40 OTHER SERVICES AND CHARGES	416 POSTAGE
Y	FEDEX	TN	38116-5070	COURIER SVC-AIR + GROUND FREIGHT FORWARDERS		N	N	\$5.95	\$0.00	07-25-2018		40 OTHER SERVICES AND CHARGES	416 POSTAGE
Y	FEDEX	TN	38116-5070	COURIER SVC-AIR + GROUND FREIGHT FORWARDERS		N	N	\$9.99	\$0.00	07-25-2018		40 OTHER SERVICES AND CHARGES	416 POSTAGE
Y	FEDEX	TN	38116-5070	COURIER SVC-AIR + GROUND FREIGHT FORWARDERS		N	N	\$13.99	\$0.00	07-25-2018		40 OTHER SERVICES AND CHARGES	416 POSTAGE
TOT								\$82.86	\$0.00				
FIGHT FOR CHILDREN INC (1 Expenditure Report)													
Y	FIGHT FOR CHILDREN INC	DC	200050000	Charitable And Social Service Organizations		N	N	\$1,236.00	\$0.00	12-07-2017		20 SUPPLIES AND MATERIALS	204 EDUCATIONAL
TOT								\$1,236.00	\$0.00				
FILE & SERVEXPRESS, LLC (8 Expenditure Reports)													
N	FILE & SERVEXPRESS, LLC	TX	752679058			N	N	\$292.99	\$0.00	02-13-2018	100	41 CONTRACTUAL SERVICES - OTHER	409 CONTRACTUAL SERVICES - OTHER
N	FILE & SERVEXPRESS, LLC	TX	752679058			N	N	\$71.00	\$0.00	03-20-2018	100	41 CONTRACTUAL SERVICES - OTHER	409 CONTRACTUAL SERVICES - OTHER
N	FILE & SERVEXPRESS, LLC	TX	752679058			N	N	\$143.00	\$0.00	04-24-2018	100	41 CONTRACTUAL SERVICES - OTHER	409 CONTRACTUAL SERVICES - OTHER
N	FILE & SERVEXPRESS, LLC	TX	752679058			N	N	\$150.00	\$0.00	05-22-2018	100	41 CONTRACTUAL SERVICES - OTHER	409 CONTRACTUAL SERVICES - OTHER
N	FILE & SERVEXPRESS, LLC	TX	752679058			N	N	\$104.00	\$0.00	06-19-2018	100	41 CONTRACTUAL SERVICES - OTHER	409 CONTRACTUAL SERVICES - OTHER
N	FILE & SERVEXPRESS, LLC	TX	752679058			N	N	\$90.00	\$0.00	08-08-2018	100	41 CONTRACTUAL SERVICES - OTHER	409 CONTRACTUAL SERVICES - OTHER
N	FILE & SERVEXPRESS, LLC	TX	752679058			N	N	\$45.00	\$0.00	09-18-2018	100	41 CONTRACTUAL SERVICES - OTHER	409 CONTRACTUAL SERVICES - OTHER
N	FILE & SERVEXPRESS, LLC	TX	752679058			N	N	\$45.00	\$0.00	09-28-2018	100	41 CONTRACTUAL SERVICES - OTHER	409 CONTRACTUAL SERVICES - OTHER
TOT								\$940.99	\$0.00				
FRONTIER LABEL INC (2 Expenditure Reports)													
Y	FRONTIER LABEL INC	SC	296150000	BUSINESS SERVICES-NOT ELSEWHERE CLASSIFIED		N	N	\$649.22	\$0.00	08-13-2018		20 SUPPLIES AND MATERIALS	201 OFFICE SUPPLIES
Y	FRONTIER LABEL INC	SC	296150000	BUSINESS SERVICES-NOT ELSEWHERE CLASSIFIED		N	N	\$876.35	\$0.00	09-21-2018		20 SUPPLIES AND MATERIALS	210 GENERAL
TOT								\$1,525.57	\$0.00				
FUSE CORPS (1 Expenditure Report)													
N	FUSE CORPS	CA	94129			N	N	\$87,500.00	\$0.00	09-28-2018	100	40 OTHER SERVICES AND CHARGES	408 PROF SERVICE FEES AND CONTR
TOT								\$87,500.00	\$0.00				
GEICO INSURANCE CO. (1 Expenditure Report)													
N	GEICO INSURANCE CO.	DC	20090			N	N	\$9,062.61	\$0.00	11-20-2017	100	40 OTHER SERVICES AND CHARGES	408 PROF SERVICE FEES AND CONTR
TOT								\$9,062.61	\$0.00				
GEORGE WASHINGTON UNIVERS (21 Expenditure Reports)													
N	GEORGE WASHINGTON UNIVERS	DC	20052			N	N	\$19,696.05	\$0.00	11-13-2017	400	50 SUBSIDIES AND TRANSFERS	506 GRANTS AND GRATUITIES
N	GEORGE WASHINGTON UNIVERS	DC	20052			N	N	\$5,077.71	\$0.00	11-27-2017	400	41 CONTRACTUAL SERVICES - OTHER	409 CONTRACTUAL SERVICES - OTHER
N	GEORGE WASHINGTON UNIVERS	DC	20052			N	N	\$19,704.34	\$0.00	12-18-2017	400	50 SUBSIDIES AND TRANSFERS	506 GRANTS AND GRATUITIES
N	GEORGE WASHINGTON UNIVERS	DC	20052			N	N	\$5,077.71	\$0.00	01-10-2018	400	41 CONTRACTUAL SERVICES - OTHER	409 CONTRACTUAL SERVICES - OTHER
N	GEORGE WASHINGTON UNIVERS	DC	20052			N	N	\$19,704.34	\$0.00	01-10-2018	400	41 CONTRACTUAL SERVICES - OTHER	409 CONTRACTUAL SERVICES - OTHER
N	GEORGE WASHINGTON UNIVERS	DC	20052			N	N	\$5,077.71	\$0.00	01-10-2018	400	41 CONTRACTUAL SERVICES - OTHER	409 CONTRACTUAL SERVICES - OTHER

PCARD	Vendor Name	Vendor State	Vendor Zip	Service Description	CBE Number	CBE	SBE	Expenditure Amount	SBE Expenditure Amount	Payment Date	Appropriated Fund	CompSource Title	CompObject Title
N	GEORGE WASHINGTON UNIVERS	DC	20052			N	N	\$19,704.34	\$0.00	02-12-2018	400	41 CONTRACTUAL SERVICES - OTHER	409 CONTRACTUAL SERVICES - OTHER
N	GEORGE WASHINGTON UNIVERS	DC	20052			N	N	\$5,077.71	\$0.00	02-20-2018	400	41 CONTRACTUAL SERVICES - OTHER	409 CONTRACTUAL SERVICES - OTHER
N	GEORGE WASHINGTON UNIVERS	DC	20052			N	N	\$19,704.35	\$0.00	03-14-2018	400	41 CONTRACTUAL SERVICES - OTHER	409 CONTRACTUAL SERVICES - OTHER
N	GEORGE WASHINGTON UNIVERS	DC	20052			N	N	\$5,077.71	\$0.00	04-02-2018	400	41 CONTRACTUAL SERVICES - OTHER	409 CONTRACTUAL SERVICES - OTHER
N	GEORGE WASHINGTON UNIVERS	DC	20052			N	N	\$19,704.35	\$0.00	04-23-2018	400	41 CONTRACTUAL SERVICES - OTHER	409 CONTRACTUAL SERVICES - OTHER
N	GEORGE WASHINGTON UNIVERS	DC	20052			N	N	\$4,874.60	\$0.00	05-02-2018	400	41 CONTRACTUAL SERVICES - OTHER	409 CONTRACTUAL SERVICES - OTHER
N	GEORGE WASHINGTON UNIVERS	DC	20052			N	N	\$19,704.35	\$0.00	05-15-2018	400	41 CONTRACTUAL SERVICES - OTHER	409 CONTRACTUAL SERVICES - OTHER
N	GEORGE WASHINGTON UNIVERS	DC	20052			N	N	\$19,704.35	\$0.00	06-13-2018	400	41 CONTRACTUAL SERVICES - OTHER	409 CONTRACTUAL SERVICES - OTHER
N	GEORGE WASHINGTON UNIVERS	DC	20052			N	N	\$19,704.35	\$0.00	07-11-2018	400	41 CONTRACTUAL SERVICES - OTHER	409 CONTRACTUAL SERVICES - OTHER
N	GEORGE WASHINGTON UNIVERS	DC	20052			N	N	\$4,849.21	\$0.00	07-11-2018	400	41 CONTRACTUAL SERVICES - OTHER	409 CONTRACTUAL SERVICES - OTHER
N	GEORGE WASHINGTON UNIVERS	PA	191829896			N	N	\$13,498.33	\$0.00	07-31-2018	400	41 CONTRACTUAL SERVICES - OTHER	409 CONTRACTUAL SERVICES - OTHER
N	GEORGE WASHINGTON UNIVERS	DC	20052			N	N	\$17,207.11	\$0.00	07-31-2018	400	41 CONTRACTUAL SERVICES - OTHER	409 CONTRACTUAL SERVICES - OTHER
N	GEORGE WASHINGTON UNIVERS	PA	191829896			N	N	\$13,325.00	\$0.00	09-06-2018	400	41 CONTRACTUAL SERVICES - OTHER	409 CONTRACTUAL SERVICES - OTHER
N	GEORGE WASHINGTON UNIVERS	PA	191829896			N	N	\$13,325.00	\$0.00	09-26-2018	400	41 CONTRACTUAL SERVICES - OTHER	409 CONTRACTUAL SERVICES - OTHER
N	GEORGE WASHINGTON UNIVERS	PA	191829896			N	N	\$13,724.75	\$0.00	09-28-2018	400	41 CONTRACTUAL SERVICES - OTHER	409 CONTRACTUAL SERVICES - OTHER
TOT								\$283,523.37	\$0.00				
GEORGE WASHINGTON UNIVERSITY (7 Expenditure Reports)													
N	GEORGE WASHINGTON UNIVERSITY	VA	20147			N	N	\$13,498.33	\$0.00	12-18-2017	400	50 SUBSIDIES AND TRANSFERS	506 GRANTS AND GRATUITIES
N	GEORGE WASHINGTON UNIVERSITY	VA	20147			N	N	\$13,498.33	\$0.00	01-10-2018	400	41 CONTRACTUAL SERVICES - OTHER	409 CONTRACTUAL SERVICES - OTHER
N	GEORGE WASHINGTON UNIVERSITY	VA	20147			N	N	\$13,498.33	\$0.00	02-06-2018	400	41 CONTRACTUAL SERVICES - OTHER	409 CONTRACTUAL SERVICES - OTHER
N	GEORGE WASHINGTON UNIVERSITY	VA	20147			N	N	\$13,498.33	\$0.00	03-07-2018	400	41 CONTRACTUAL SERVICES - OTHER	409 CONTRACTUAL SERVICES - OTHER
N	GEORGE WASHINGTON UNIVERSITY	VA	20147			N	N	\$13,498.33	\$0.00	04-09-2018	400	41 CONTRACTUAL SERVICES - OTHER	409 CONTRACTUAL SERVICES - OTHER
N	GEORGE WASHINGTON UNIVERSITY	VA	20147			N	N	\$13,498.33	\$0.00	05-08-2018	400	41 CONTRACTUAL SERVICES - OTHER	409 CONTRACTUAL SERVICES - OTHER
N	GEORGE WASHINGTON UNIVERSITY	VA	20147			N	N	\$13,498.33	\$0.00	05-29-2018	400	41 CONTRACTUAL SERVICES - OTHER	409 CONTRACTUAL SERVICES - OTHER
TOT								\$94,488.31	\$0.00				
GITHUB.COM (3 Expenditure Reports)													
Y	GITHUB.COM	CA	941070000	COMPUTERS COMPUTER PERIPHERAL EQUIPMENT SOFTWARE		N	N	\$169.00	\$0.00	06-11-2018		40 OTHER SERVICES AND CHARGES	408 PROF SERVICE FEES AND CONTR
Y	GITHUB.COM	CA	941070000	COMPUTERS COMPUTER PERIPHERAL EQUIPMENT SOFTWARE		N	N	\$169.00	\$0.00	08-11-2018		40 OTHER SERVICES AND CHARGES	401 TRAVEL - LOCAL
Y	GITHUB.COM	CA	941070000	COMPUTERS COMPUTER PERIPHERAL EQUIPMENT SOFTWARE		N	N	\$169.00	\$0.00	09-11-2018		40 OTHER SERVICES AND CHARGES	408 PROF SERVICE FEES AND CONTR
TOT								\$507.00	\$0.00				
GITHUB.COM DK78Y (13 Expenditure Reports)													
Y	GITHUB.COM DK78Y	CA	941070000	Computers,Computer Peripherals Equipment, Software		N	N	\$133.00	\$0.00	10-11-2017		20 SUPPLIES AND MATERIALS	201 OFFICE SUPPLIES

PCARD	Vendor Name	Vendor State	Vendor Zip	Service Description	CBE Number	CBE	SBE	Expenditure Amount	SBE Expenditure Amount	Payment Date	Appropriated Fund	CompSource Title	CompObject Title
Y	GITHUB.COM DK78Y	CA	941070000	Computers,Computer Peripheral Equipment, Software		N	N	\$2.32	\$0.00	11-02-2017		40 OTHER SERVICES AND CHARGES	408 PROF SERVICE FEES AND CONTR
Y	GITHUB.COM DK78Y	CA	941070000	Computers,Computer Peripheral Equipment, Software		N	N	\$2.03	\$0.00	11-03-2017		40 OTHER SERVICES AND CHARGES	408 PROF SERVICE FEES AND CONTR
Y	GITHUB.COM DK78Y	CA	941070000	Computers,Computer Peripheral Equipment, Software		N	N	\$151.00	\$0.00	11-11-2017		40 OTHER SERVICES AND CHARGES	408 PROF SERVICE FEES AND CONTR
Y	GITHUB.COM DK78Y	CA	941070000	Computers,Computer Peripheral Equipment, Software		N	N	\$1.80	\$0.00	12-04-2017		40 OTHER SERVICES AND CHARGES	408 PROF SERVICE FEES AND CONTR
Y	GITHUB.COM DK78Y	CA	941070000	Computers,Computer Peripheral Equipment, Software		N	N	\$1.50	\$0.00	12-05-2017		40 OTHER SERVICES AND CHARGES	408 PROF SERVICE FEES AND CONTR
Y	GITHUB.COM DK78Y	CA	941070000	Computers,Computer Peripheral Equipment, Software		N	N	\$169.00	\$0.00	12-11-2017		40 OTHER SERVICES AND CHARGES	408 PROF SERVICE FEES AND CONTR
Y	GITHUB.COM DK78Y	CA	941070000	Computers,Computer Peripheral Equipment, Software		N	N	\$169.00	\$0.00	01-11-2018		40 OTHER SERVICES AND CHARGES	408 PROF SERVICE FEES AND CONTR
Y	GITHUB.COM DK78Y	CA	941070000	Computers,Computer Peripheral Equipment, Software		N	N	\$169.00	\$0.00	02-11-2018		0040	408
Y	GITHUB.COM DK78Y	CA	941070000	Computers,Computer Peripheral Equipment, Software		N	N	\$169.00	\$0.00	03-11-2018		0040	408
Y	GITHUB.COM DK78Y	CA	941070000	COMPUTERS COMPUTER PERIPHERAL EQUIPMENT SOFTWARE		N	N	\$169.00	\$0.00	04-11-2018		40 OTHER SERVICES AND CHARGES	408 PROF SERVICE FEES AND CONTR
Y	GITHUB.COM DK78Y	CA	941070000	COMPUTERS COMPUTER PERIPHERAL EQUIPMENT SOFTWARE		N	N	\$169.00	\$0.00	05-11-2018		40 OTHER SERVICES AND CHARGES	408 PROF SERVICE FEES AND CONTR
Y	GITHUB.COM DK78Y	CA	941070000	COMPUTERS COMPUTER PERIPHERAL EQUIPMENT SOFTWARE		N	N	\$169.00	\$0.00	07-11-2018		40 OTHER SERVICES AND CHARGES	408 PROF SERVICE FEES AND CONTR
TOT								\$1,474.65	\$0.00				
GOLDBLATT MARTIN POZEN LL (2 Expenditure Reports)													
N	GOLDBLATT MARTIN POZEN LL	DC	20006		LSZR70384072018	Y	Y	\$37,022.35	\$37,022.35	11-22-2017	100	40 OTHER SERVICES AND CHARGES	408 PROF SERVICE FEES AND CONTR
N	GOLDBLATT MARTIN POZEN LL	DC	20006		LSZR70384072018	Y	Y	\$10,313.59	\$10,313.59	01-09-2018	100	40 OTHER SERVICES AND CHARGES	408 PROF SERVICE FEES AND CONTR
TOT								\$47,335.94	\$47,335.94				
GOVERNMENT FINANCE (2 Expenditure Reports)													
Y	GOVERNMENT FINANCE	IL	606010000	Membership Organizations, Not Elsewhere Classified		N	N	\$160.00	\$0.00	10-30-2017		20 SUPPLIES AND MATERIALS	204 EDUCATIONAL
Y	GOVERNMENT FINANCE	IL	606010000	Membership Organizations, Not Elsewhere Classified		N	N	\$160.00	\$0.00	10-30-2017		20 SUPPLIES AND MATERIALS	204 EDUCATIONAL
TOT								\$320.00	\$0.00				
GOVERNMENT FINANCE OFF (1 Expenditure Report)													
Y	GOVERNMENT FINANCE OFF	IL	606010000	ORGANIZATIONS MEMBERSHIP-NOT ELSEWHERE CLASSIFIED		N	N	\$160.00	\$0.00	07-19-2018		20 SUPPLIES AND MATERIALS	204 EDUCATIONAL
TOT								\$160.00	\$0.00				
GTU-SCH OF CONT STUDIE (1 Expenditure Report)													
Y	GTU-SCH OF CONT STUDIE	DC	20001-1258	COMPUTER NETWORK-INFORMATION SERVICES		N	N	\$3,300.00	\$0.00	07-17-2018		40 OTHER SERVICES AND CHARGES	408 PROF SERVICE FEES AND CONTR
TOT								\$3,300.00	\$0.00				
HI-TECH ELECTRIC LLC (1 Expenditure Report)													
Y	HI-TECH ELECTRIC LLC	DC	200010000	ELECTRICAL PARTS AND EQUIPMENT	LSZ13717032020	Y	Y	\$1,141.75	\$1,141.75	08-20-2018		40 OTHER SERVICES AND CHARGES	408 PROF SERVICE FEES AND CONTR
TOT								\$1,141.75	\$1,141.75				
HILTON HOTELS (6 Expenditure Reports)													
Y	HILTON HOTELS	CA	94102	Hilton Hotels		N	N	\$220.09	\$0.00	03-17-2018		0040	402
Y	HILTON HOTELS	CA	94102	Hilton Hotels		N	N	\$220.09	\$0.00	03-17-2018		0040	402
Y	HILTON HOTELS	CA	94102	Hilton Hotels		N	N	\$220.09	\$0.00	03-17-2018		0040	402
Y	HILTON HOTELS	CA	941020000	HILTON		N	N	\$660.27	\$0.00	05-27-2018		40 OTHER SERVICES AND CHARGES	402 TRAVEL - OUT OF CITY
Y	HILTON HOTELS	CA	941020000	HILTON		N	N	\$660.27	\$0.00	05-27-2018		40 OTHER SERVICES AND CHARGES	402 TRAVEL - OUT OF CITY
Y	HILTON HOTELS	CA	941020000	HILTON		N	N	\$660.27	\$0.00	05-27-2018		40 OTHER SERVICES AND CHARGES	402 TRAVEL - OUT OF CITY
TOT								\$2,641.08	\$0.00				
HILTON INTERNATIONALS (2 Expenditure Reports)													
Y	HILTON INTERNATIONALS	OH	44114-102	HILTON INTERNATIONAL		N	N	\$470.87	\$0.00	04-21-2018		40 OTHER SERVICES AND CHARGES	402 TRAVEL - OUT OF CITY
Y	HILTON INTERNATIONALS	OH	44114-102	HILTON INTERNATIONAL		N	N	\$634.69	\$0.00	04-22-2018		40 OTHER SERVICES AND CHARGES	402 TRAVEL - OUT OF CITY
TOT								\$1,105.56	\$0.00				

PCARD	Vendor Name	Vendor State	Vendor Zip	Service Description	CBE Number	CBE	SBE	Expenditure Amount	SBE Expenditure Amount	Payment Date	Appropriated Fund	CompSource Title	CompObject Title
HILTON MILLENIUM (2 Expenditure Reports)													
Y	HILTON MILLENIUM	NY	100070000	HILTON		N	N	\$293.81	\$0.00	05-22-2018		40 OTHER SERVICES AND CHARGES	402 TRAVEL - OUT OF CITY
Y	HILTON MILLENIUM	NY	100070000	HILTON		N	N	\$293.81	\$0.00	05-22-2018		40 OTHER SERVICES AND CHARGES	402 TRAVEL - OUT OF CITY
TOT								\$587.62	\$0.00				
HILTON NEW YORK (1 Expenditure Report)													
Y	HILTON NEW YORK	NY	100190000	HILTON		N	N	\$279.63	\$0.00	08-15-2018		40 OTHER SERVICES AND CHARGES	402 TRAVEL - OUT OF CITY
TOT								\$279.63	\$0.00				
HOTEL BEACON (1 Expenditure Report)													
Y	HOTEL BEACON	NY	10023-1796	LODGING-HOTELS MOTELS RESORTS-NOT CLASSIFIED		N	N	\$636.18	\$0.00	04-04-2018		40 OTHER SERVICES AND CHARGES	402 TRAVEL - OUT OF CITY
TOT								\$636.18	\$0.00				
HOTELS.COM150917894635 (1 Expenditure Report)													
Y	HOTELS.COM150917894635	WA	980040000	TRAVEL AGENCIES AND TOUR OPERATORS		N	N	\$1,132.82	\$0.00	08-11-2018		40 OTHER SERVICES AND CHARGES	402 TRAVEL - OUT OF CITY
TOT								\$1,132.82	\$0.00				
HUNTON & WILLIAMS (6 Expenditure Reports)													
N	HUNTON & WILLIAMS	VA	23219			N	N	\$37,002.50	\$0.00	02-12-2018	100	40 OTHER SERVICES AND CHARGES	408 PROF SERVICE FEES AND CONTR
N	HUNTON & WILLIAMS	VA	23219			N	N	\$56,972.50	\$0.00	02-12-2018	100	40 OTHER SERVICES AND CHARGES	408 PROF SERVICE FEES AND CONTR
N	HUNTON & WILLIAMS	VA	23219			N	N	\$54,730.00	\$0.00	02-13-2018	700	40 OTHER SERVICES AND CHARGES	408 PROF SERVICE FEES AND CONTR
N	HUNTON & WILLIAMS	VA	23219			N	N	\$16,055.00	\$0.00	03-26-2018	700	40 OTHER SERVICES AND CHARGES	408 PROF SERVICE FEES AND CONTR
N	HUNTON & WILLIAMS	VA	23219			N	N	\$113,025.00	\$0.00	03-27-2018	100	40 OTHER SERVICES AND CHARGES	408 PROF SERVICE FEES AND CONTR
N	HUNTON & WILLIAMS	VA	23219			N	N	\$58,330.00	\$0.00	03-30-2018	700	40 OTHER SERVICES AND CHARGES	408 PROF SERVICE FEES AND CONTR
TOT								\$336,115.00	\$0.00				
HUNTON ANDREWS KURTH LLP (7 Expenditure Reports)													
N	HUNTON ANDREWS KURTH LLP	VA	23219			N	N	\$48,247.50	\$0.00	07-10-2018	700	40 OTHER SERVICES AND CHARGES	408 PROF SERVICE FEES AND CONTR
N	HUNTON ANDREWS KURTH LLP	VA	23219			N	N	\$36,451.90	\$0.00	07-30-2018	700	40 OTHER SERVICES AND CHARGES	408 PROF SERVICE FEES AND CONTR
N	HUNTON ANDREWS KURTH LLP	VA	23219			N	N	\$25,334.92	\$0.00	07-30-2018	700	40 OTHER SERVICES AND CHARGES	408 PROF SERVICE FEES AND CONTR
N	HUNTON ANDREWS KURTH LLP	VA	23219			N	N	\$25,842.91	\$0.00	09-17-2018	700	40 OTHER SERVICES AND CHARGES	408 PROF SERVICE FEES AND CONTR
N	HUNTON ANDREWS KURTH LLP	VA	23219			N	N	\$8,417.85	\$0.00	09-17-2018	700	40 OTHER SERVICES AND CHARGES	408 PROF SERVICE FEES AND CONTR
N	HUNTON ANDREWS KURTH LLP	VA	23219			N	N	\$38,555.66	\$0.00	09-28-2018	700	40 OTHER SERVICES AND CHARGES	408 PROF SERVICE FEES AND CONTR
N	HUNTON ANDREWS KURTH LLP	VA	23219			N	N	\$26,757.87	\$0.00	09-28-2018	700	40 OTHER SERVICES AND CHARGES	408 PROF SERVICE FEES AND CONTR
TOT								\$209,608.61	\$0.00				
HYATT PLACE CHICAGO (1 Expenditure Report)													
Y	HYATT PLACE CHICAGO	IL	606380000	HYATT HOTELS		N	N	\$186.83	\$0.00	06-20-2018		40 OTHER SERVICES AND CHARGES	402 TRAVEL - OUT OF CITY
TOT								\$186.83	\$0.00				
ICSC (1 Expenditure Report)													
Y	ICSC	NY	100200000	Membership Organizations, Not Elsewhere Classified		N	N	\$1,290.00	\$0.00	03-13-2018		0040	402
TOT								\$1,290.00	\$0.00				
IDA JONES (2 Expenditure Reports)													
N	IDA JONES	DC	20004			N	N	\$288.00	\$0.00	11-08-2017	100	40 OTHER SERVICES AND CHARGES	402 TRAVEL - OUT OF CITY
N	IDA JONES	DC	20004			N	N	\$140.25	\$0.00	11-22-2017	100	40 OTHER SERVICES AND CHARGES	402 TRAVEL - OUT OF CITY
TOT								\$428.25	\$0.00				
ILR EXT WEB REG (1 Expenditure Report)													
Y	ILR EXT WEB REG	NY	14853	COLLEGES UNIV PRO SCHOOLS JUNIOR COLLEGES		N	N	\$1,270.75	\$0.00	08-16-2018		40 OTHER SERVICES AND CHARGES	424 CONFERENCE FEES LOC OUT OF CITY

PCARD	Vendor Name	Vendor State	Vendor Zip	Service Description	CBE Number	CBE	SBE	Expenditure Amount	SBE Expenditure Amount	Payment Date	Appropriated Fund	CompSource Title	CompObject Title	
TOT								\$1,270.75	\$0.00					
IMG REBEL ADVISORY, INC. (13 Expenditure Reports)														
N	IMG REBEL ADVISORY, INC.	DC	20005			N	N	\$16,048.00	\$0.00	12-14-2017	100	40 OTHER SERVICES AND CHARGES	408 PROF SERVICE FEES AND CONTR	
N	IMG REBEL ADVISORY, INC.	DC	20005			N	N	\$13,984.00	\$0.00	02-21-2018	100	40 OTHER SERVICES AND CHARGES	408 PROF SERVICE FEES AND CONTR	
N	IMG REBEL ADVISORY, INC.	DC	20005		LSZ34970112020	Y	Y	\$18,928.00	\$18,928.00	04-30-2018	100	40 OTHER SERVICES AND CHARGES	408 PROF SERVICE FEES AND CONTR	
N	IMG REBEL ADVISORY, INC.	DC	20005		LSZ34970112020	Y	Y	\$44.00	\$44.00	04-30-2018	100	40 OTHER SERVICES AND CHARGES	408 PROF SERVICE FEES AND CONTR	
N	IMG REBEL ADVISORY, INC.	DC	20005		LSZ34970112020	Y	Y	\$22,190.00	\$22,190.00	04-30-2018	100	40 OTHER SERVICES AND CHARGES	408 PROF SERVICE FEES AND CONTR	
N	IMG REBEL ADVISORY, INC.	DC	20005		LSZ34970112020	Y	Y	\$29,892.00	\$29,892.00	04-30-2018	600	40 OTHER SERVICES AND CHARGES	408 PROF SERVICE FEES AND CONTR	
N	IMG REBEL ADVISORY, INC.	DC	20005		LSZ34970112020	Y	Y	\$3,920.00	\$3,920.00	05-22-2018	600	40 OTHER SERVICES AND CHARGES	408 PROF SERVICE FEES AND CONTR	
N	IMG REBEL ADVISORY, INC.	DC	20005		LSZ34970112020	Y	Y	\$18,076.50	\$18,076.50	07-23-2018	100	40 OTHER SERVICES AND CHARGES	408 PROF SERVICE FEES AND CONTR	
N	IMG REBEL ADVISORY, INC.	DC	20005		LSZ34970112020	Y	Y	\$54,610.50	\$54,610.50	09-26-2018	100	40 OTHER SERVICES AND CHARGES	408 PROF SERVICE FEES AND CONTR	
N	IMG REBEL ADVISORY, INC.	DC	20005		LSZ34970112020	Y	Y	\$270.00	\$270.00	09-26-2018	600	40 OTHER SERVICES AND CHARGES	408 PROF SERVICE FEES AND CONTR	
N	IMG REBEL ADVISORY, INC.	DC	20005		LSZ34970112020	Y	Y	\$33,494.00	\$33,494.00	09-28-2018	100	40 OTHER SERVICES AND CHARGES	408 PROF SERVICE FEES AND CONTR	
N	IMG REBEL ADVISORY, INC.	DC	20005		LSZ34970112020	Y	Y	\$18,746.50	\$18,746.50	09-28-2018	100	40 OTHER SERVICES AND CHARGES	408 PROF SERVICE FEES AND CONTR	
N	IMG REBEL ADVISORY, INC.	DC	20005		LSZ34970112020	Y	Y	\$13,645.00	\$13,645.00	09-28-2018	100	40 OTHER SERVICES AND CHARGES	408 PROF SERVICE FEES AND CONTR	
TOT								\$243,848.50	\$213,816.50					
INFINATA INC (1 Expenditure Report)														
Y	INFINATA INC	MA	022100000	Data Processing Services		N	N	\$1,250.00	\$0.00	01-12-2018		20 SUPPLIES AND MATERIALS	201 OFFICE SUPPLIES	
TOT								\$1,250.00	\$0.00					
INT*IN *PRECISION CAPI (3 Expenditure Reports)														
Y	INT*IN *PRECISION CAPI	DC	200090000	STATIONERY-OFFICE SUPPLIES-PRINTING + WRITING PAP.		N	N	\$118.78	\$0.00	08-30-2018		20 SUPPLIES AND MATERIALS	201 OFFICE SUPPLIES	
Y	INT*IN *PRECISION CAPI	DC	200090000	STATIONERY-OFFICE SUPPLIES-PRINTING + WRITING PAP.		N	N	\$939.94	\$0.00	09-11-2018		20 SUPPLIES AND MATERIALS	201 OFFICE SUPPLIES	
Y	INT*IN *PRECISION CAPI	DC	200090000	STATIONERY-OFFICE SUPPLIES-PRINTING + WRITING PAP.		N	N	\$1,346.26	\$0.00	09-18-2018		20 SUPPLIES AND MATERIALS	201 OFFICE SUPPLIES	
TOT								\$2,404.98	\$0.00					
INTERCONTINENTAL (2 Expenditure Reports)														
Y	INTERCONTINENTAL	LA	701300000	INTERCONTINENTAL HOTELS		N	N	\$682.53	\$0.00	09-26-2018		40 OTHER SERVICES AND CHARGES	402 TRAVEL - OUT OF CITY	
Y	INTERCONTINENTAL	LA	701300000	INTERCONTINENTAL HOTELS		N	N	\$767.78	\$0.00	09-26-2018		40 OTHER SERVICES AND CHARGES	402 TRAVEL - OUT OF CITY	
TOT								\$1,450.31	\$0.00					
INTERNATION (7 Expenditure Reports)														
Y	INTERNATION	DC	200050000	ORGANIZATIONS CHARITABLE AND SOCIAL SERVICES		N	N	\$150.00	\$0.00	09-07-2018		40 OTHER SERVICES AND CHARGES	424 CONFERENCE FEES LOC OUT OF CITY	
Y	INTERNATION	DC	200050000	ORGANIZATIONS CHARITABLE AND SOCIAL SERVICES		N	N	\$25.00	\$0.00	09-07-2018		40 OTHER SERVICES AND CHARGES	424 CONFERENCE FEES LOC OUT OF CITY	
Y	INTERNATION	DC	200050000	ORGANIZATIONS CHARITABLE AND SOCIAL SERVICES		N	N	\$305.00	\$0.00	09-07-2018		40 OTHER SERVICES AND CHARGES	424 CONFERENCE FEES LOC OUT OF CITY	
Y	INTERNATION	DC	200050000	ORGANIZATIONS CHARITABLE AND SOCIAL SERVICES		N	N	\$305.00	\$0.00	09-07-2018		40 OTHER SERVICES AND CHARGES	424 CONFERENCE FEES LOC OUT OF CITY	
Y	INTERNATION	DC	200050000	ORGANIZATIONS CHARITABLE AND SOCIAL SERVICES		N	N	\$150.00	\$0.00	09-07-2018		40 OTHER SERVICES AND CHARGES	424 CONFERENCE FEES LOC OUT OF CITY	
Y	INTERNATION	DC	200050000	ORGANIZATIONS CHARITABLE AND SOCIAL SERVICES		N	N	\$200.00	\$0.00	09-07-2018		40 OTHER SERVICES AND CHARGES	425 PAYMENT OF MEMBERSHIP DUES	
Y	INTERNATION	DC	200050000	ORGANIZATIONS CHARITABLE AND SOCIAL SERVICES		N	N	\$535.00	\$0.00	09-10-2018		40 OTHER SERVICES AND CHARGES	424 CONFERENCE FEES LOC OUT OF CITY	
TOT								\$1,670.00	\$0.00					
INTERNATIONAL TRANSACTION (5 Expenditure Reports)														

PCARD	Vendor Name	Vendor State	Vendor Zip	Service Description	CBE Number	CBE	SBE	Expenditure Amount	SBE Expenditure Amount	Payment Date	Appropriated Fund	CompSource Title	CompObject Title
Y	INTERNATIONAL TRANSACTION	N/A	00000000	Internal Transaction		N	N	-\$4.21	\$0.00	09-30-2017		40 OTHER SERVICES AND CHARGES	402 TRAVEL - OUT OF CITY
Y	INTERNATIONAL TRANSACTION	N/A	00000000	Internal Transaction		N	N	-\$3.67	\$0.00	10-05-2017		40 OTHER SERVICES AND CHARGES	402 TRAVEL - OUT OF CITY
Y	INTERNATIONAL TRANSACTION	N/A	00000000	Internal Transaction		N	N	\$9.46	\$0.00	10-30-2017		40 OTHER SERVICES AND CHARGES	402 TRAVEL - OUT OF CITY
Y	INTERNATIONAL TRANSACTION	N/A	00000000	Internal Transaction		N	N	\$6.30	\$0.00	10-31-2017		40 OTHER SERVICES AND CHARGES	402 TRAVEL - OUT OF CITY
Y	INTERNATIONAL TRANSACTION	N/A	00000000	Internal Transaction		N	N	\$0.32	\$0.00	11-05-2017		40 OTHER SERVICES AND CHARGES	402 TRAVEL - OUT OF CITY
TOT								\$8.20	\$0.00				
JETBLUE 27 (1 Expenditure Report)													
Y	JETBLUE 27	UT	841210000	JETBLUE AIRWAYS (JETBLUE)		N	N	\$135.40	\$0.00	08-16-2018		40 OTHER SERVICES AND CHARGES	402 TRAVEL - OUT OF CITY
TOT								\$135.40	\$0.00				
JK MOVING COMMERCIAL D (3 Expenditure Reports)													
Y	JK MOVING COMMERCIAL D	VA	201660000	Freight Carriers, Trucking - Local/Long Distance		N	N	\$1,545.50	\$0.00	11-21-2017		40 OTHER SERVICES AND CHARGES	409 CONTRACTUAL SERVICES - OTHER
Y	JK MOVING COMMERCIAL D	VA	201660000	Freight Carriers, Trucking - Local/Long Distance		N	N	\$345.00	\$0.00	01-12-2018		40 OTHER SERVICES AND CHARGES	403 TRANS CHARGES - MATERIALS
Y	JK MOVING COMMERCIAL D	VA	201660000	Freight Carriers, Trucking - Local/Long Distance		N	N	-\$690.00	\$0.00	01-15-2018		40 OTHER SERVICES AND CHARGES	403 TRANS CHARGES - MATERIALS
TOT								\$1,200.50	\$0.00				
JOHN MCGAW (1 Expenditure Report)													
N	JOHN MCGAW	DC	20004			N	N	\$245.53	\$0.00	12-22-2017	100	40 OTHER SERVICES AND CHARGES	402 TRAVEL - OUT OF CITY
TOT								\$245.53	\$0.00				
JUDAH GLUCKMAN (1 Expenditure Report)													
N	JUDAH GLUCKMAN	DC	20004			N	N	\$160.00	\$0.00	02-20-2018	100	40 OTHER SERVICES AND CHARGES	402 TRAVEL - OUT OF CITY
TOT								\$160.00	\$0.00				
KARISSA MINNICH (1 Expenditure Report)													
N	KARISSA MINNICH	DC	20004			N	N	\$434.99	\$0.00	07-11-2018	400	40 OTHER SERVICES AND CHARGES	402 TRAVEL - OUT OF CITY
TOT								\$434.99	\$0.00				
KPMG LLP (1 Expenditure Report)													
N	KPMG LLP	TX	752012709			N	N	\$31,815.00	\$0.00	09-28-2018	100	40 OTHER SERVICES AND CHARGES	408 PROF SERVICE FEES AND CONTR
TOT								\$31,815.00	\$0.00				
KUTAK ROCK LLP (1 Expenditure Report)													
N	KUTAK ROCK LLP	NE	68197			N	N	\$46,575.00	\$0.00	09-28-2018	100	40 OTHER SERVICES AND CHARGES	408 PROF SERVICE FEES AND CONTR
TOT								\$46,575.00	\$0.00				
LA PRIMA CATERING (2 Expenditure Reports)													
Y	LA PRIMA CATERING	MD	207400000	Caterers		N	N	\$1,084.80	\$0.00	11-03-2017		20 SUPPLIES AND MATERIALS	209 FOOD PROVISIONS
Y	LA PRIMA CATERING	MD	207400000	Caterers		N	N	\$3,438.40	\$0.00	11-22-2017		40 OTHER SERVICES AND CHARGES	409 CONTRACTUAL SERVICES - OTHER
TOT								\$4,523.20	\$0.00				
LASTPASS.COM (3 Expenditure Reports)													
Y	LASTPASS.COM	MA	022100000	Data Processing Services		N	N	\$30.78	\$0.00	10-22-2017		40 OTHER SERVICES AND CHARGES	408 PROF SERVICE FEES AND CONTR
Y	LASTPASS.COM	MA	022100000	Data Processing Services		N	N	\$8.42	\$0.00	11-14-2017		40 OTHER SERVICES AND CHARGES	408 PROF SERVICE FEES AND CONTR
Y	LASTPASS.COM	MA	022100000	Data Processing Services		N	N	\$551.00	\$0.00	01-31-2018		0040	408
TOT								\$590.20	\$0.00				
LEX*LEXIS NEXIS (10 Expenditure Reports)													
Y	LEX*LEXIS NEXIS	OH	453420000	Business Services Not Elsewhere Classified		N	N	\$220.00	\$0.00	10-24-2017		20 SUPPLIES AND MATERIALS	201 OFFICE SUPPLIES
Y	LEX*LEXIS NEXIS	OH	453420000	Business Services Not Elsewhere Classified		N	N	\$220.00	\$0.00	11-15-2017		20 SUPPLIES AND MATERIALS	201 OFFICE SUPPLIES
Y	LEX*LEXIS NEXIS	OH	453420000	Business Services Not Elsewhere Classified		N	N	\$99.35	\$0.00	01-18-2018		20 SUPPLIES AND MATERIALS	204 EDUCATIONAL
Y	LEX*LEXIS NEXIS	OH	453420000	Business Services Not Elsewhere Classified		N	N	\$220.00	\$0.00	01-23-2018		20 SUPPLIES AND MATERIALS	204 EDUCATIONAL
Y	LEX*LEXIS NEXIS	OH	453420000	Business Services Not Elsewhere Classified		N	N	\$191.61	\$0.00	02-06-2018		0020	204

PCARD	Vendor Name	Vendor State	Vendor Zip	Service Description	CBE Number	CBE	SBE	Expenditure Amount	SBE Expenditure Amount	Payment Date	Appropriated Fund	CompSource Title	CompObject Title
Y	LEX*LEXIS NEXIS	OH	453420000	Business Services Not Elsewhere Classified		N	N	\$330.00	\$0.00	03-05-2018		0020	204
Y	LEX*LEXIS NEXIS	OH	454010000	BUSINESS SERVICES-NOT ELSEWHERE CLASSIFIED		N	N	\$330.00	\$0.00	04-03-2018		20 SUPPLIES AND MATERIALS	204 EDUCATIONAL
Y	LEX*LEXIS NEXIS	OH	454010000	BUSINESS SERVICES-NOT ELSEWHERE CLASSIFIED		N	N	\$330.00	\$0.00	05-03-2018		20 SUPPLIES AND MATERIALS	201 OFFICE SUPPLIES
Y	LEX*LEXIS NEXIS	OH	454010000	BUSINESS SERVICES-NOT ELSEWHERE CLASSIFIED		N	N	\$330.00	\$0.00	06-04-2018		20 SUPPLIES AND MATERIALS	204 EDUCATIONAL
Y	LEX*LEXIS NEXIS	OH	454010000	BUSINESS SERVICES-NOT ELSEWHERE CLASSIFIED		N	N	\$330.00	\$0.00	07-02-2018		20 SUPPLIES AND MATERIALS	201 OFFICE SUPPLIES
TOT								\$2,600.96	\$0.00				
LUCID SOFTWARE INC. (11 Expenditure Reports)													
Y	LUCID SOFTWARE INC.	UT	840950000	Computer Software Stores		N	N	\$5.95	\$0.00	10-09-2017		20 SUPPLIES AND MATERIALS	201 OFFICE SUPPLIES
Y	LUCID SOFTWARE INC.	UT	840950000	Computer Software Stores		N	N	\$5.95	\$0.00	11-14-2017		20 SUPPLIES AND MATERIALS	201 OFFICE SUPPLIES
Y	LUCID SOFTWARE INC.	UT	840950000	Computer Software Stores		N	N	\$5.95	\$0.00	12-09-2017		20 SUPPLIES AND MATERIALS	201 OFFICE SUPPLIES
Y	LUCID SOFTWARE INC.	UT	840950000	Computer Software Stores		N	N	\$5.95	\$0.00	01-09-2018		20 SUPPLIES AND MATERIALS	201 OFFICE SUPPLIES
Y	LUCID SOFTWARE INC.	UT	840950000	Computer Software Stores		N	N	\$5.95	\$0.00	02-09-2018		0020	201
Y	LUCID SOFTWARE INC.	UT	840950000	Computer Software Stores		N	N	\$5.95	\$0.00	03-09-2018		0020	204
Y	LUCID SOFTWARE INC.	UT	840950000	COMPUTER SOFTWARE STORES		N	N	\$5.95	\$0.00	04-09-2018		20 SUPPLIES AND MATERIALS	201 OFFICE SUPPLIES
Y	LUCID SOFTWARE INC.	UT	840950000	COMPUTER SOFTWARE STORES		N	N	\$5.95	\$0.00	05-09-2018		20 SUPPLIES AND MATERIALS	204 EDUCATIONAL
Y	LUCID SOFTWARE INC.	UT	840950000	COMPUTER SOFTWARE STORES		N	N	\$5.95	\$0.00	06-09-2018		20 SUPPLIES AND MATERIALS	201 OFFICE SUPPLIES
Y	LUCID SOFTWARE INC.	UT	840950000	COMPUTER SOFTWARE STORES		N	N	\$5.95	\$0.00	07-09-2018		20 SUPPLIES AND MATERIALS	204 EDUCATIONAL
Y	LUCID SOFTWARE INC.	UT	840950000	COMPUTER SOFTWARE STORES		N	N	\$5.95	\$0.00	08-09-2018		20 SUPPLIES AND MATERIALS	201 OFFICE SUPPLIES
TOT								\$65.45	\$0.00				
MAILCHIMP (5 Expenditure Reports)													
Y	MAILCHIMP	GA	30308-1884	DIRECT MARKETING-CONTINUITY-SUBSCRIPTION MERCHANTS		N	N	\$27.00	\$0.00	04-29-2018		40 OTHER SERVICES AND CHARGES	408 PROF SERVICE FEES AND CONTR
Y	MAILCHIMP	GA	30308-1884	DIRECT MARKETING-CONTINUITY-SUBSCRIPTION MERCHANTS		N	N	\$45.00	\$0.00	05-29-2018		40 OTHER SERVICES AND CHARGES	408 PROF SERVICE FEES AND CONTR
Y	MAILCHIMP	GA	30308-1884	DIRECT MARKETING-CONTINUITY-SUBSCRIPTION MERCHANTS		N	N	\$45.00	\$0.00	06-29-2018		40 OTHER SERVICES AND CHARGES	408 PROF SERVICE FEES AND CONTR
Y	MAILCHIMP	GA	303080000	DIRECT MARKETING-CONTINUITY-SUBSCRIPTION MERCHANTS		N	N	\$45.00	\$0.00	07-29-2018		40 OTHER SERVICES AND CHARGES	408 PROF SERVICE FEES AND CONTR
Y	MAILCHIMP	GA	303080000	DIRECT MARKETING-CONTINUITY-SUBSCRIPTION MERCHANTS		N	N	\$45.00	\$0.00	08-29-2018		40 OTHER SERVICES AND CHARGES	408 PROF SERVICE FEES AND CONTR
TOT								\$207.00	\$0.00				
MAILCHIMP *MONTHLY (4 Expenditure Reports)													
Y	MAILCHIMP *MONTHLY	GA	303080000	Direct Marketing-Continuity/Subscription Merchants		N	N	\$27.00	\$0.00	12-29-2017		40 OTHER SERVICES AND CHARGES	408 PROF SERVICE FEES AND CONTR
Y	MAILCHIMP *MONTHLY	GA	303080000	Direct Marketing-Continuity/Subscription Merchants		N	N	\$27.00	\$0.00	01-29-2018		0	0
Y	MAILCHIMP *MONTHLY	GA	303080000	Direct Marketing-Continuity/Subscription Merchants		N	N	\$27.00	\$0.00	02-28-2018		0040	408
Y	MAILCHIMP *MONTHLY	GA	303080000	Direct Marketing-Continuity/Subscription Merchants		N	N	\$27.00	\$0.00	03-29-2018		0	0
TOT								\$108.00	\$0.00				
MARRIOTT ATLANTA MARQU (4 Expenditure Reports)													
Y	MARRIOTT ATLANTA MARQU	GA	303030000	Marriott Hotels		N	N	\$418.83	\$0.00	10-24-2017		40 OTHER SERVICES AND CHARGES	402 TRAVEL - OUT OF CITY
Y	MARRIOTT ATLANTA MARQU	GA	303030000	Marriott Hotels		N	N	\$418.83	\$0.00	10-24-2017		40 OTHER SERVICES AND CHARGES	402 TRAVEL - OUT OF CITY
Y	MARRIOTT ATLANTA MARQU	GA	303030000	Marriott Hotels		N	N	\$418.83	\$0.00	10-24-2017		40 OTHER SERVICES AND CHARGES	402 TRAVEL - OUT OF CITY
Y	MARRIOTT ATLANTA MARQU	GA	303030000	Marriott Hotels		N	N	\$20.64	\$0.00	10-27-2017		40 OTHER SERVICES AND CHARGES	402 TRAVEL - OUT OF CITY
TOT								\$1,277.13	\$0.00				
MARRIOTT SUGAR LAND TO (3 Expenditure Reports)													
Y	MARRIOTT SUGAR LAND TO	TX	774790000	Marriott Hotels		N	N	\$270.82	\$0.00	10-08-2017		40 OTHER SERVICES AND CHARGES	402 TRAVEL - OUT OF CITY
Y	MARRIOTT SUGAR LAND TO	TX	774790000	Marriott Hotels		N	N	\$320.98	\$0.00	10-08-2017		40 OTHER SERVICES AND CHARGES	402 TRAVEL - OUT OF CITY

PCARD	Vendor Name	Vendor State	Vendor Zip	Service Description	CBE Number	CBE	SBE	Expenditure Amount	SBE Expenditure Amount	Payment Date	Appropriated Fund	CompSource Title	CompObject Title
Y	MARRIOTT SUGAR LAND TO	TX	774790000	Marriott Hotels		N	N	\$43.22	\$0.00	11-01-2017		40 OTHER SERVICES AND CHARGES	402 TRAVEL - OUT OF CITY
TOT								\$635.02	\$0.00				
MARRIOTT TORONTO DOWNT (3 Expenditure Reports)													
Y	MARRIOTT TORONTO DOWNT	CA	000000000	Marriott Hotels		N	N	\$0.01	\$0.00	09-30-2017		40 OTHER SERVICES AND CHARGES	402 TRAVEL - OUT OF CITY
Y	MARRIOTT TORONTO DOWNT	CA	000000000	Marriott Hotels		N	N	-\$421.39	\$0.00	09-30-2017		40 OTHER SERVICES AND CHARGES	402 TRAVEL - OUT OF CITY
Y	MARRIOTT TORONTO DOWNT	CA	000000000	Marriott Hotels		N	N	-\$366.64	\$0.00	10-05-2017		40 OTHER SERVICES AND CHARGES	402 TRAVEL - OUT OF CITY
TOT								-\$788.02	\$0.00				
MAYER BROWN LLP (6 Expenditure Reports)													
N	MAYER BROWN LLP	IL	60660			N	N	\$34,680.00	\$0.00	09-28-2018	100	40 OTHER SERVICES AND CHARGES	408 PROF SERVICE FEES AND CONTR
N	MAYER BROWN LLP	IL	60660			N	N	\$36,452.50	\$0.00	09-28-2018	100	40 OTHER SERVICES AND CHARGES	408 PROF SERVICE FEES AND CONTR
N	MAYER BROWN LLP	IL	60660			N	N	\$77,648.75	\$0.00	09-28-2018	100	40 OTHER SERVICES AND CHARGES	408 PROF SERVICE FEES AND CONTR
N	MAYER BROWN LLP	IL	60660			N	N	\$68,947.00	\$0.00	09-28-2018	100	40 OTHER SERVICES AND CHARGES	408 PROF SERVICE FEES AND CONTR
N	MAYER BROWN LLP	IL	60660			N	N	\$78,840.00	\$0.00	09-28-2018	100	40 OTHER SERVICES AND CHARGES	408 PROF SERVICE FEES AND CONTR
N	MAYER BROWN LLP	IL	60660			N	N	\$11,640.50	\$0.00	09-28-2018	100	40 OTHER SERVICES AND CHARGES	408 PROF SERVICE FEES AND CONTR
TOT								\$308,208.75	\$0.00				
MDM OFFICE SYSTEMS DBA (1 Expenditure Report)													
N	MDM OFFICE SYSTEMS DBA	DC	20011		LSX47064082019	Y	Y	\$16,818.05	\$16,818.05	09-28-2018	600	40 OTHER SERVICES AND CHARGES	408 PROF SERVICE FEES AND CONTR
TOT								\$16,818.05	\$16,818.05				
METRO 019-METRO CENTER (3 Expenditure Reports)													
Y	METRO 019-METRO CENTER	DC	20002-4420	TRANSPRTN-SUBBRN + LOCAL COMTR PSNGR INCL FERRIES		N	N	\$20.00	\$0.00	07-09-2018		40 OTHER SERVICES AND CHARGES	401 TRAVEL - LOCAL
Y	METRO 019-METRO CENTER	DC	20002-4420	TRANSPRTN-SUBBRN + LOCAL COMTR PSNGR INCL FERRIES		N	N	\$20.00	\$0.00	07-09-2018		40 OTHER SERVICES AND CHARGES	401 TRAVEL - LOCAL
Y	METRO 019-METRO CENTER	DC	20002-4420	TRANSPRTN-SUBBRN + LOCAL COMTR PSNGR INCL FERRIES		N	N	\$20.00	\$0.00	07-09-2018		40 OTHER SERVICES AND CHARGES	401 TRAVEL - LOCAL
TOT								\$60.00	\$0.00				
METRO 023-JUDICIARY SQ (5 Expenditure Reports)													
Y	METRO 023-JUDICIARY SQ	DC	20001	TRANSPRTN-SUBBRN + LOCAL COMTR PSNGR INCL FERRIES		N	N	\$10.00	\$0.00	06-22-2018		40 OTHER SERVICES AND CHARGES	401 TRAVEL - LOCAL
Y	METRO 023-JUDICIARY SQ	DC	20001	TRANSPRTN-SUBBRN + LOCAL COMTR PSNGR INCL FERRIES		N	N	\$10.00	\$0.00	06-22-2018		40 OTHER SERVICES AND CHARGES	401 TRAVEL - LOCAL
Y	METRO 023-JUDICIARY SQ	DC	20001	TRANSPRTN-SUBBRN + LOCAL COMTR PSNGR INCL FERRIES		N	N	\$25.00	\$0.00	08-28-2018		40 OTHER SERVICES AND CHARGES	401 TRAVEL - LOCAL
Y	METRO 023-JUDICIARY SQ	DC	20001	TRANSPRTN-SUBBRN + LOCAL COMTR PSNGR INCL FERRIES		N	N	\$25.00	\$0.00	08-28-2018		40 OTHER SERVICES AND CHARGES	401 TRAVEL - LOCAL
Y	METRO 023-JUDICIARY SQ	DC	20001	TRANSPRTN-SUBBRN + LOCAL COMTR PSNGR INCL FERRIES		N	N	\$25.00	\$0.00	08-28-2018		40 OTHER SERVICES AND CHARGES	401 TRAVEL - LOCAL
TOT								\$95.00	\$0.00				
METRO 025-UNION STN N (1 Expenditure Report)													
Y	METRO 025-UNION STN N	DC	200110000	Local/Suburban Commuter Transportation		N	N	\$20.00	\$0.00	02-01-2018		0040	401
TOT								\$20.00	\$0.00				
METRO 052-METRO CENTER (4 Expenditure Reports)													
Y	METRO 052-METRO CENTER	DC	200040000	Local/Suburban Commuter Transportation		N	N	\$20.00	\$0.00	02-05-2018		0040	401
Y	METRO 052-METRO CENTER	DC	200040000	Local/Suburban Commuter Transportation		N	N	\$20.00	\$0.00	02-05-2018		0040	401
Y	METRO 052-METRO CENTER	DC	200040000	Local/Suburban Commuter Transportation		N	N	\$20.00	\$0.00	02-05-2018		0040	401
Y	METRO 052-METRO CENTER	DC	20004-1203	TRANSPRTN-SUBBRN + LOCAL COMTR PSNGR INCL FERRIES		N	N	\$20.00	\$0.00	08-08-2018		40 OTHER SERVICES AND CHARGES	401 TRAVEL - LOCAL
TOT								\$80.00	\$0.00				
METRO 053-FED TRIANGLE (9 Expenditure Reports)													
Y	METRO 053-FED TRIANGLE	DC	200010000	Local/Suburban Commuter Transportation		N	N	\$20.10	\$0.00	10-03-2017		40 OTHER SERVICES AND CHARGES	401 TRAVEL - LOCAL
Y	METRO 053-FED TRIANGLE	DC	200010000	Local/Suburban Commuter Transportation		N	N	\$20.00	\$0.00	10-03-2017		40 OTHER SERVICES AND CHARGES	401 TRAVEL - LOCAL

PCARD	Vendor Name	Vendor State	Vendor Zip	Service Description	CBE Number	CBE	SBE	Expenditure Amount	SBE Expenditure Amount	Payment Date	Appropriated Fund	CompSource Title	CompObject Title
Y	METRO 053-FED TRIANGLE	DC	200010000	Local/Suburban Commuter Transportation		N	N	\$20.00	\$0.00	10-03-2017		40 OTHER SERVICES AND CHARGES	401 TRAVEL - LOCAL
Y	METRO 053-FED TRIANGLE	DC	200010000	Local/Suburban Commuter Transportation		N	N	\$20.00	\$0.00	10-03-2017		40 OTHER SERVICES AND CHARGES	401 TRAVEL - LOCAL
Y	METRO 053-FED TRIANGLE	DC	20001	TRANSPRTN-SUBBRN + LOCAL COMTR PSNGR INCL FERRIES		N	N	\$20.00	\$0.00	06-13-2018		40 OTHER SERVICES AND CHARGES	401 TRAVEL - LOCAL
Y	METRO 053-FED TRIANGLE	DC	20001	TRANSPRTN-SUBBRN + LOCAL COMTR PSNGR INCL FERRIES		N	N	\$20.00	\$0.00	06-13-2018		40 OTHER SERVICES AND CHARGES	401 TRAVEL - LOCAL
Y	METRO 053-FED TRIANGLE	DC	20001	TRANSPRTN-SUBBRN + LOCAL COMTR PSNGR INCL FERRIES		N	N	\$20.00	\$0.00	06-13-2018		40 OTHER SERVICES AND CHARGES	401 TRAVEL - LOCAL
Y	METRO 053-FED TRIANGLE	DC	20001	TRANSPRTN-SUBBRN + LOCAL COMTR PSNGR INCL FERRIES		N	N	\$20.00	\$0.00	07-31-2018		40 OTHER SERVICES AND CHARGES	401 TRAVEL - LOCAL
Y	METRO 053-FED TRIANGLE	DC	20001	TRANSPRTN-SUBBRN + LOCAL COMTR PSNGR INCL FERRIES		N	N	\$20.00	\$0.00	07-31-2018		40 OTHER SERVICES AND CHARGES	401 TRAVEL - LOCAL
TOT								\$180.10	\$0.00				
METRO 081-ARCH-NAVY ME (2 Expenditure Reports)													
Y	METRO 081-ARCH-NAVY ME	DC	200040000	Local/Suburban Commuter Transportation		N	N	\$20.00	\$0.00	11-20-2017		0	0
Y	METRO 081-ARCH-NAVY ME	DC	200040000	Local/Suburban Commuter Transportation		N	N	\$20.00	\$0.00	11-20-2017		0	0
TOT								\$40.00	\$0.00				
METRO CNTR TICKET OFFI (1 Expenditure Report)													
Y	METRO CNTR TICKET OFFI	DC	20001-1014	TRANSPRTN-SUBBRN + LOCAL COMTR PSNGR INCL FERRIES		N	N	\$100.00	\$0.00	07-31-2018		40 OTHER SERVICES AND CHARGES	401 TRAVEL - LOCAL
TOT								\$100.00	\$0.00				
METRO FARE AUTOLOAD (3 Expenditure Reports)													
Y	METRO FARE AUTOLOAD	DC	200010000	Local/Suburban Commuter Transportation		N	N	\$20.00	\$0.00	01-08-2018		0	0
Y	METRO FARE AUTOLOAD	DC	200010000	Local/Suburban Commuter Transportation		N	N	\$20.00	\$0.00	01-08-2018		0	0
Y	METRO FARE AUTOLOAD	DC	200010000	Local/Suburban Commuter Transportation		N	N	\$20.00	\$0.00	01-08-2018		0	0
TOT								\$60.00	\$0.00				
METRO OFFICE PRODUCTS (1 Expenditure Report)													
Y	METRO OFFICE PRODUCTS	DC	20032-3913	COMPUTERS COMPUTER PERIPHERAL EQUIPMENT SOFTWARE	LSDZR00896052021	Y	Y	\$451.48	\$451.48	04-19-2018		20 SUPPLIES AND MATERIALS	201 OFFICE SUPPLIES
TOT								\$451.48	\$451.48				
METROPOLITAN OFFICE PR (21 Expenditure Reports)													
Y	METROPOLITAN OFFICE PR	DC	200320000	Computers,Computer Peripheral Equipment, Software	LSDZR5567062018	Y	Y	\$186.00	\$186.00	10-03-2017		20 SUPPLIES AND MATERIALS	201 OFFICE SUPPLIES
Y	METROPOLITAN OFFICE PR	DC	200320000	Computers,Computer Peripheral Equipment, Software	LSDZR5567062018	Y	Y	\$277.00	\$277.00	10-03-2017		20 SUPPLIES AND MATERIALS	201 OFFICE SUPPLIES
Y	METROPOLITAN OFFICE PR	DC	200320000	Computers,Computer Peripheral Equipment, Software	LSDZR5567062018	Y	Y	\$208.00	\$208.00	10-06-2017		20 SUPPLIES AND MATERIALS	201 OFFICE SUPPLIES
Y	METROPOLITAN OFFICE PR	DC	200320000	Computers,Computer Peripheral Equipment, Software	LSDZR5567062018	Y	Y	\$662.00	\$662.00	10-25-2017		20 SUPPLIES AND MATERIALS	201 OFFICE SUPPLIES
Y	METROPOLITAN OFFICE PR	DC	200320000	Computers,Computer Peripheral Equipment, Software	LSDZR5567062018	Y	Y	\$208.00	\$208.00	10-25-2017		20 SUPPLIES AND MATERIALS	201 OFFICE SUPPLIES
Y	METROPOLITAN OFFICE PR	DC	200320000	Computers,Computer Peripheral Equipment, Software	LSDZR5567062018	Y	Y	\$745.78	\$745.78	10-26-2017		20 SUPPLIES AND MATERIALS	201 OFFICE SUPPLIES
Y	METROPOLITAN OFFICE PR	DC	200320000	Computers,Computer Peripheral Equipment, Software	LSDZR5567062018	Y	Y	\$185.00	\$185.00	10-26-2017		40 OTHER SERVICES AND CHARGES	405 MAINTENANCE AND REPAIRS - MACH
Y	METROPOLITAN OFFICE PR	DC	200320000	Computers,Computer Peripheral Equipment, Software	LSDZR5567062018	Y	Y	\$26.98	\$26.98	11-17-2017		70 EQUIPMENT & EQUIPMENT RENTAL	709 TEXT BOOKS
Y	METROPOLITAN OFFICE PR	DC	200320000	Computers,Computer Peripheral Equipment, Software	LSDZR5567062018	Y	Y	\$1,399.99	\$1,399.99	11-21-2017		20 SUPPLIES AND MATERIALS	201 OFFICE SUPPLIES
Y	METROPOLITAN OFFICE PR	DC	200320000	Computers,Computer Peripheral Equipment, Software	LSDZR5567062018	Y	Y	\$3,925.00	\$3,925.00	11-28-2017		20 SUPPLIES AND MATERIALS	201 OFFICE SUPPLIES
Y	METROPOLITAN OFFICE PR	DC	200320000	Computers,Computer Peripheral Equipment, Software	LSDZR5567062018	Y	Y	\$379.99	\$379.99	01-11-2018		20 SUPPLIES AND MATERIALS	201 OFFICE SUPPLIES
Y	METROPOLITAN OFFICE PR	DC	200320000	Computers,Computer Peripheral Equipment, Software	LSDZR5567062018	Y	Y	\$726.36	\$726.36	01-16-2018		20 SUPPLIES AND MATERIALS	201 OFFICE SUPPLIES
Y	METROPOLITAN OFFICE PR	DC	200320000	Computers,Computer Peripheral Equipment, Software	LSDZR5567062018	Y	Y	\$60.72	\$60.72	01-25-2018		20 SUPPLIES AND MATERIALS	201 OFFICE SUPPLIES
Y	METROPOLITAN OFFICE PR	DC	200320000	Computers,Computer Peripheral Equipment, Software	LSDZR5567062018	Y	Y	\$68.13	\$68.13	01-26-2018		20 SUPPLIES AND MATERIALS	201 OFFICE SUPPLIES
Y	METROPOLITAN OFFICE PR	DC	200320000	Computers,Computer Peripheral Equipment, Software	LSDZR5567062018	Y	Y	\$1,962.83	\$1,962.83	02-14-2018		0020	201

PCARD	Vendor Name	Vendor State	Vendor Zip	Service Description	CBE Number	CBE	SBE	Expenditure Amount	SBE Expenditure Amount	Payment Date	Appropriated Fund	CompSource Title	CompObject Title
Y	NATIONAL GIFT CARD	IL	60012-3740	MISCELLANEOUS GENERAL MERCHANDISE		N	N	\$4,991.79	\$0.00	07-18-2018		40 OTHER SERVICES AND CHARGES	408 PROF SERVICE FEES AND CONTR
TOT								\$4,991.79	\$0.00				
NATL GRTS MGMT ASSC (1 Expenditure Report)													
Y	NATL GRTS MGMT ASSC	VA	201650000	Civic, Social & Fraternal Associations		N	N	\$785.00	\$0.00	01-22-2018		40 OTHER SERVICES AND CHARGES	424 CONFERENCE FEES LOC OUT OF CITY
TOT								\$785.00	\$0.00				
NFBPA-AUTH.NET (3 Expenditure Reports)													
Y	NFBPA-AUTH.NET	DC	200020000	Charitable And Social Service Organizations		N	N	\$825.00	\$0.00	03-14-2018		0040	424
Y	NFBPA-AUTH.NET	DC	200020000	Charitable And Social Service Organizations		N	N	\$1,125.00	\$0.00	03-19-2018		0040	424
Y	NFBPA-AUTH.NET	DC	200020000	Charitable And Social Service Organizations		N	N	-\$290.00	\$0.00	03-26-2018		0040	424
TOT								\$1,660.00	\$0.00				
NFBPA-ONLINE (4 Expenditure Reports)													
Y	NFBPA-ONLINE	DC	200020000	Charitable And Social Service Organizations		N	N	\$3,050.00	\$0.00	10-04-2017		40 OTHER SERVICES AND CHARGES	425 PAYMENT OF MEMBERSHIP DUES
Y	NFBPA-ONLINE	DC	200020000	Charitable And Social Service Organizations		N	N	\$250.00	\$0.00	03-27-2018		0040	425
Y	NFBPA-ONLINE	DC	20002-4294	ORGANIZATIONS CHARITABLE AND SOCIAL SERVICES		N	N	\$250.00	\$0.00	05-29-2018		40 OTHER SERVICES AND CHARGES	425 PAYMENT OF MEMBERSHIP DUES
Y	NFBPA-ONLINE	DC	20002-4294	ORGANIZATIONS CHARITABLE AND SOCIAL SERVICES		N	N	\$3,050.00	\$0.00	05-29-2018		40 OTHER SERVICES AND CHARGES	425 PAYMENT OF MEMBERSHIP DUES
TOT								\$6,600.00	\$0.00				
PANERA BREAD #601502 (2 Expenditure Reports)													
Y	PANERA BREAD #601502	DC	200160000	EATING PLACES RESTAURANTS		N	N	\$41.98	\$0.00	07-21-2018		20 SUPPLIES AND MATERIALS	204 EDUCATIONAL
Y	PANERA BREAD #601502	DC	200160000	EATING PLACES RESTAURANTS		N	N	\$339.95	\$0.00	07-21-2018		20 SUPPLIES AND MATERIALS	204 EDUCATIONAL
TOT								\$381.93	\$0.00				
PANERA BREAD #607008 (2 Expenditure Reports)													
Y	PANERA BREAD #607008	DC	200060000	EATING PLACES RESTAURANTS		N	N	\$144.94	\$0.00	08-11-2018		20 SUPPLIES AND MATERIALS	204 EDUCATIONAL
Y	PANERA BREAD #607008	DC	200060000	EATING PLACES RESTAURANTS		N	N	\$527.91	\$0.00	08-11-2018		20 SUPPLIES AND MATERIALS	204 EDUCATIONAL
TOT								\$672.85	\$0.00				
PANERA BREAD #607014 (4 Expenditure Reports)													
Y	PANERA BREAD #607014	DC	200050000	Eating Places, Restaurants		N	N	\$110.72	\$0.00	12-14-2017		20 SUPPLIES AND MATERIALS	209 FOOD PROVISIONS
Y	PANERA BREAD #607014	DC	200050000	EATING PLACES RESTAURANTS		N	N	\$411.93	\$0.00	07-22-2018		20 SUPPLIES AND MATERIALS	204 EDUCATIONAL
Y	PANERA BREAD #607014	DC	200050000	EATING PLACES RESTAURANTS		N	N	\$151.56	\$0.00	07-25-2018		20 SUPPLIES AND MATERIALS	209 FOOD PROVISIONS
Y	PANERA BREAD #607014	DC	200050000	EATING PLACES RESTAURANTS		N	N	\$559.89	\$0.00	08-05-2018		20 SUPPLIES AND MATERIALS	204 EDUCATIONAL
TOT								\$1,234.10	\$0.00				
PAYPAL (3 Expenditure Reports)													
Y	PAYPAL	CA	951310000	PROFESSIONAL SERVICES-NOT ELSEWHERE CLASSIFIED		N	N	\$859.52	\$0.00	09-04-2018		20 SUPPLIES AND MATERIALS	201 OFFICE SUPPLIES
Y	PAYPAL	CA	951310000	PROFESSIONAL SERVICES-NOT ELSEWHERE CLASSIFIED		N	N	\$859.52	\$0.00	09-04-2018		20 SUPPLIES AND MATERIALS	201 OFFICE SUPPLIES
Y	PAYPAL	CA	951310000	PROFESSIONAL SERVICES-NOT ELSEWHERE CLASSIFIED		N	N	\$189.00	\$0.00	09-07-2018		20 SUPPLIES AND MATERIALS	201 OFFICE SUPPLIES
TOT								\$1,908.04	\$0.00				
PAYPAL *1ST CHOICE (1 Expenditure Report)													
Y	PAYPAL *1ST CHOICE	CA	951310000	Management, Consulting & Public Relations Services		N	N	\$1,000.00	\$0.00	10-02-2017		20 SUPPLIES AND MATERIALS	201 OFFICE SUPPLIES
TOT								\$1,000.00	\$0.00				
PAYPAL *TRUEPURPOSE (4 Expenditure Reports)													
Y	PAYPAL *TRUEPURPOSE	VA	201910000	Management, Consulting & Public Relations Services		N	N	\$2,600.00	\$0.00	12-22-2017		40 OTHER SERVICES AND CHARGES	408 PROF SERVICE FEES AND CONTR
Y	PAYPAL *TRUEPURPOSE	VA	201910000	Management, Consulting & Public Relations Services		N	N	\$2,737.50	\$0.00	12-27-2017		40 OTHER SERVICES AND CHARGES	408 PROF SERVICE FEES AND CONTR
Y	PAYPAL *TRUEPURPOSE	VA	201910000	Management, Consulting & Public Relations Services		N	N	\$2,600.00	\$0.00	01-22-2018		40 OTHER SERVICES AND CHARGES	408 PROF SERVICE FEES AND CONTR
Y	PAYPAL *TRUEPURPOSE	VA	201910000	Management, Consulting & Public Relations Services		N	N	\$2,600.00	\$0.00	01-29-2018		40 OTHER SERVICES AND CHARGES	408 PROF SERVICE FEES AND CONTR
TOT								\$10,537.50	\$0.00				
PETER CASEY (1 Expenditure Report)													

PCARD	Vendor Name	Vendor State	Vendor Zip	Service Description	CBE Number	CBE	SBE	Expenditure Amount	SBE Expenditure Amount	Payment Date	Appropriated Fund	CompSource Title	CompObject Title
N	PETER CASEY	DC	20004			N	N	\$1,372.92	\$0.00	09-07-2018	400	40 OTHER SERVICES AND CHARGES	402 TRAVEL - OUT OF CITY
TOT								\$1,372.92	\$0.00				
PFM GROUP CONSULTING LLC (3 Expenditure Reports)													
N	PFM GROUP CONSULTING LLC	PA	19103			N	N	\$4,662.00	\$0.00	09-18-2018	100	40 OTHER SERVICES AND CHARGES	408 PROF SERVICE FEES AND CONTR
N	PFM GROUP CONSULTING LLC	PA	19103			N	N	\$1,197.00	\$0.00	09-18-2018	100	41 CONTRACTUAL SERVICES - OTHER	409 CONTRACTUAL SERVICES - OTHER
N	PFM GROUP CONSULTING LLC	PA	19103			N	N	\$54,141.00	\$0.00	09-18-2018	100	41 CONTRACTUAL SERVICES - OTHER	409 CONTRACTUAL SERVICES - OTHER
TOT								\$60,000.00	\$0.00				
PIZZOLI S PIZZERIA (1 Expenditure Report)													
Y	PIZZOLI S PIZZERIA	DC	200050000	Fast Food Restaurants		N	N	\$134.63	\$0.00	01-10-2018		20 SUPPLIES AND MATERIALS	209 FOOD PROVISIONS
TOT								\$134.63	\$0.00				
PROJ VIDEO 118 (4 Expenditure Reports)													
Y	PROJ VIDEO 118	DC	200010000	Rentals-Tools, Equipment and Furniture		N	N	\$1,000.00	\$0.00	12-08-2017		40 OTHER SERVICES AND CHARGES	408 PROF SERVICE FEES AND CONTR
Y	PROJ VIDEO 118	DC	200010000	Rentals-Tools, Equipment and Furniture		N	N	\$2,025.00	\$0.00	12-21-2017		40 OTHER SERVICES AND CHARGES	408 PROF SERVICE FEES AND CONTR
Y	PROJ VIDEO 118	DC	200010000	Rentals-Tools, Equipment and Furniture		N	N	\$3,036.00	\$0.00	03-15-2018		0070	707
Y	PROJ VIDEO 118	DC	200010000	EQUIPMENT RENTAL+LEASING SVS FURNITURE-TOOL RENTAL		N	N	\$3,036.00	\$0.00	09-12-2018		70 EQUIPMENT & EQUIPMENT RENTAL	702 PURCHASES - EQUIPMENT AND MACHINERY
TOT								\$9,097.00	\$0.00				
PUBLIC FINANCIAL MANAGEMENT IN (1 Expenditure Report)													
N	PUBLIC FINANCIAL MANAGEMENT IN	PA	19103			N	N	\$41,000.00	\$0.00	05-07-2018	700	41 CONTRACTUAL SERVICES - OTHER	409 CONTRACTUAL SERVICES - OTHER
TOT								\$41,000.00	\$0.00				
RASHAD YOUNG (4 Expenditure Reports)													
N	RASHAD YOUNG	DC	20004			N	N	\$103.50	\$0.00	11-22-2017	100	40 OTHER SERVICES AND CHARGES	402 TRAVEL - OUT OF CITY
N	RASHAD YOUNG	DC	20004			N	N	\$677.48	\$0.00	02-16-2018	100	40 OTHER SERVICES AND CHARGES	402 TRAVEL - OUT OF CITY
N	RASHAD YOUNG	DC	20004			N	N	\$396.44	\$0.00	05-16-2018	100	40 OTHER SERVICES AND CHARGES	402 TRAVEL - OUT OF CITY
N	RASHAD YOUNG	DC	20004			N	N	\$288.00	\$0.00	09-28-2018	100	40 OTHER SERVICES AND CHARGES	402 TRAVEL - OUT OF CITY
TOT								\$1,465.42	\$0.00				
RECTOR AND VISITORS OF THE UVA (4 Expenditure Reports)													
N	RECTOR AND VISITORS OF THE UVA	VA	229044195			N	N	\$6,428.77	\$0.00	12-18-2017	400	50 SUBSIDIES AND TRANSFERS	506 GRANTS AND GRATUITIES
N	RECTOR AND VISITORS OF THE UVA	VA	229044195			N	N	\$6,428.83	\$0.00	12-26-2017	400	41 CONTRACTUAL SERVICES - OTHER	409 CONTRACTUAL SERVICES - OTHER
N	RECTOR AND VISITORS OF THE UVA	VA	229044195			N	N	\$6,428.73	\$0.00	02-05-2018	400	50 SUBSIDIES AND TRANSFERS	506 GRANTS AND GRATUITIES
N	RECTOR AND VISITORS OF THE UVA	VA	229044195			N	N	\$6,428.41	\$0.00	04-09-2018	400	41 CONTRACTUAL SERVICES - OTHER	409 CONTRACTUAL SERVICES - OTHER
TOT								\$25,714.74	\$0.00				
REI (1 Expenditure Report)													
Y	REI	OH	45342	DIRECT MARKETING-OTHER DIRECT MARKETERS-NOT ELSEW.		N	N	\$66.00	\$0.00	04-18-2018		20 SUPPLIES AND MATERIALS	204 EDUCATIONAL
TOT								\$66.00	\$0.00				
REI*PAYMENT CENTER (3 Expenditure Reports)													
Y	REI*PAYMENT CENTER	OH	453420000	Business Services Not Elsewhere Classified		N	N	\$120.65	\$0.00	01-03-2018		20 SUPPLIES AND MATERIALS	204 EDUCATIONAL
Y	REI*PAYMENT CENTER	OH	453420000	BUSINESS SERVICES-NOT ELSEWHERE CLASSIFIED		N	N	\$330.00	\$0.00	08-02-2018		20 SUPPLIES AND MATERIALS	204 EDUCATIONAL
Y	REI*PAYMENT CENTER	OH	453420000	BUSINESS SERVICES-NOT ELSEWHERE CLASSIFIED		N	N	\$330.00	\$0.00	09-04-2018		20 SUPPLIES AND MATERIALS	204 EDUCATIONAL
TOT								\$780.65	\$0.00				
RENAISSANCE HOTEL FT W (1 Expenditure Report)													
Y	RENAISSANCE HOTEL FT W	TX	761020000	Renaissance Hotels		N	N	\$1,065.29	\$0.00	01-22-2018		40 OTHER SERVICES AND CHARGES	402 TRAVEL - OUT OF CITY
TOT								\$1,065.29	\$0.00				
RENAISSANCE HOTELS DAL (3 Expenditure Reports)													

PCARD	Vendor Name	Vendor State	Vendor Zip	Service Description	CBE Number	CBE	SBE	Expenditure Amount	SBE Expenditure Amount	Payment Date	Appropriated Fund	CompSource Title	CompObject Title
Y	RENAISSANCE HOTELS DAL	TX	752070000	RENAISSANCE HOTELS		N	N	\$366.32	\$0.00	07-29-2018		40 OTHER SERVICES AND CHARGES	402 TRAVEL - OUT OF CITY
Y	RENAISSANCE HOTELS DAL	TX	752070000	RENAISSANCE HOTELS		N	N	\$327.34	\$0.00	07-29-2018		40 OTHER SERVICES AND CHARGES	402 TRAVEL - OUT OF CITY
Y	RENAISSANCE HOTELS DAL	TX	752070000	RENAISSANCE HOTELS		N	N	\$327.34	\$0.00	07-29-2018		40 OTHER SERVICES AND CHARGES	402 TRAVEL - OUT OF CITY
TOT								\$1,021.00	\$0.00				
RENAISSANCE HTLS WATER (1 Expenditure Report)													
Y	RENAISSANCE HTLS WATER	MA	02210	Renaissance Hotels		N	N	\$677.34	\$0.00	10-26-2017		40 OTHER SERVICES AND CHARGES	402 TRAVEL - OUT OF CITY
TOT								\$677.34	\$0.00				
RS*NAME.COM (1 Expenditure Report)													
Y	RS*NAME.COM	WA	980330000	Direct Marketing - Continuity/Subscription Merchants		N	N	\$25.98	\$0.00	02-06-2018		0040	408
TOT								\$25.98	\$0.00				
SENODA INC (1 Expenditure Report)													
Y	SENODA INC	DC	200360000	MISCELLANEOUS PUBLISHING AND PRINTING	LS48404092019	Y	Y	\$412.54	\$412.54	08-07-2018		20 SUPPLIES AND MATERIALS	201 OFFICE SUPPLIES
TOT								\$412.54	\$412.54				
SETH MILLER GABRIEL (2 Expenditure Reports)													
N	SETH MILLER GABRIEL	DC	20004			N	N	\$288.58	\$0.00	12-22-2017	100	40 OTHER SERVICES AND CHARGES	402 TRAVEL - OUT OF CITY
N	SETH MILLER GABRIEL	DC	20004			N	N	\$160.00	\$0.00	02-20-2018	100	40 OTHER SERVICES AND CHARGES	402 TRAVEL - OUT OF CITY
TOT								\$448.58	\$0.00				
SHAE BROWN (2 Expenditure Reports)													
N	SHAE BROWN	DC	20004			N	N	\$107.84	\$0.00	12-21-2017	100	40 OTHER SERVICES AND CHARGES	402 TRAVEL - OUT OF CITY
N	SHAE BROWN	DC	20004			N	N	-\$107.84	\$0.00	01-11-2018	100	40 OTHER SERVICES AND CHARGES	402 TRAVEL - OUT OF CITY
TOT								\$0.00	\$0.00				
SHAE HARRIS (1 Expenditure Report)													
N	SHAE HARRIS	DC	20004			N	N	\$107.84	\$0.00	01-08-2018	100	40 OTHER SERVICES AND CHARGES	402 TRAVEL - OUT OF CITY
TOT								\$107.84	\$0.00				
SHERATON (3 Expenditure Reports)													
Y	SHERATON	CA	000000000	Sheraton		N	N	\$946.28	\$0.00	10-30-2017		40 OTHER SERVICES AND CHARGES	402 TRAVEL - OUT OF CITY
Y	SHERATON	CA	000000000	Sheraton		N	N	\$630.13	\$0.00	10-31-2017		40 OTHER SERVICES AND CHARGES	402 TRAVEL - OUT OF CITY
Y	SHERATON	CA	000000000	Sheraton		N	N	\$31.60	\$0.00	11-05-2017		40 OTHER SERVICES AND CHARGES	402 TRAVEL - OUT OF CITY
TOT								\$1,608.01	\$0.00				
SKY,LLC DBA/US OFFICE SOLUTION (1 Expenditure Report)													
N	SKY,LLC DBA/US OFFICE SOLUTION	DC	20002		LSZ232121022019	Y	Y	\$20,988.64	\$20,988.64	09-28-2018	100	40 OTHER SERVICES AND CHARGES	408 PROF SERVICE FEES AND CONTR
TOT								\$20,988.64	\$20,988.64				
SMARTSHEET.COM (1 Expenditure Report)													
Y	SMARTSHEET.COM	WA	980040000	Data Processing Services		N	N	\$540.00	\$0.00	11-30-2017		20 SUPPLIES AND MATERIALS	204 EDUCATIONAL
TOT								\$540.00	\$0.00				
SOFTWARE INFORMATION R (1 Expenditure Report)													
Y	SOFTWARE INFORMATION R	DC	200370000	COMP PROGRAMING DATA PRCSNG INTGRTD SYS DSGN SRVS	LSZ23287052019	Y	Y	\$569.25	\$569.25	09-18-2018		40 OTHER SERVICES AND CHARGES	418 IT TRAINING AND EDUCATION
TOT								\$569.25	\$569.25				
SOFTWARE INFORMATION RESOURCE CORP. (2 Expenditure Reports)													
Y	SOFTWARE INFORMATION RESOURCE CORP.	DC	20037-2500	COMP PROGRAMING DATA PRCSNG INTGRTD SYS DSGN SRVS	LSZ23287052019	Y	Y	\$2,224.54	\$2,224.54	05-14-2018		40 OTHER SERVICES AND CHARGES	442 IT SOFTWARE MAINTENANCE
Y	SOFTWARE INFORMATION RESOURCE CORP.	DC	20037-2500	COMP PROGRAMING DATA PRCSNG INTGRTD SYS DSGN SRVS	LSZ23287052019	Y	Y	\$2,224.54	\$2,224.54	05-17-2018		40 OTHER SERVICES AND CHARGES	442 IT SOFTWARE MAINTENANCE
TOT								\$4,449.08	\$4,449.08				
SOUNDCLOUD INC (1 Expenditure Report)													
Y	SOUNDCLOUD INC	CA	941100000	Cable and Other Pay Television		N	N	\$135.00	\$0.00	11-02-2017		40 OTHER SERVICES AND CHARGES	408 PROF SERVICE FEES AND CONTR
TOT								\$135.00	\$0.00				

PCARD	Vendor Name	Vendor State	Vendor Zip	Service Description	CBE Number	CBE	SBE	Expenditure Amount	SBE Expenditure Amount	Payment Date	Appropriated Fund	CompSource Title	CompObject Title
SOUTHWES 5261419623153 (2 Expenditure Reports)													
Y	SOUTHWES 5261419623153	TX	752350000	Southwest		N	N	\$432.98	\$0.00	03-01-2018		0040	402
Y	SOUTHWES 5261419623153	TX	752350000	Southwest		N	N	-\$432.98	\$0.00	03-02-2018		0040	402
TOT								\$0.00	\$0.00				
SOUTHWES 5268770523893 (1 Expenditure Report)													
Y	SOUTHWES 5268770523893	TX	752350000	Southwest		N	N	\$376.00	\$0.00	10-03-2017		40 OTHER SERVICES AND CHARGES	402 TRAVEL - OUT OF CITY
TOT								\$376.00	\$0.00				
SOUTHWES 5268786742699 (1 Expenditure Report)													
Y	SOUTHWES 5268786742699	TX	752350000	Southwest		N	N	\$259.98	\$0.00	11-21-2017		40 OTHER SERVICES AND CHARGES	402 TRAVEL - OUT OF CITY
TOT								\$259.98	\$0.00				
SOUTHWEST (4 Expenditure Reports)													
Y	SOUTHWEST	TX	752350000	SOUTHWEST AIRLINES		N	N	\$743.96	\$0.00	06-19-2018		40 OTHER SERVICES AND CHARGES	402 TRAVEL - OUT OF CITY
Y	SOUTHWEST	TX	752350000	SOUTHWEST AIRLINES		N	N	\$298.98	\$0.00	09-14-2018		40 OTHER SERVICES AND CHARGES	402 TRAVEL - OUT OF CITY
Y	SOUTHWEST	TX	752350000	SOUTHWEST AIRLINES		N	N	\$298.98	\$0.00	09-14-2018		40 OTHER SERVICES AND CHARGES	402 TRAVEL - OUT OF CITY
Y	SOUTHWEST	TX	752350000	SOUTHWEST AIRLINES		N	N	\$298.98	\$0.00	09-14-2018		40 OTHER SERVICES AND CHARGES	402 TRAVEL - OUT OF CITY
TOT								\$1,640.90	\$0.00				
SPOKE LLC (1 Expenditure Report)													
Y	SPOKE LLC	DC	200170000	CONSULTING MANAGEMENT AND PUBLIC RELATIONS SVCS		N	N	\$200.00	\$0.00	04-27-2018		40 OTHER SERVICES AND CHARGES	409 CONTRACTUAL SERVICES - OTHER
TOT								\$200.00	\$0.00				
SQ *SQ *A DIGITAL SOLU (3 Expenditure Reports)													
Y	SQ *SQ *A DIGITAL SOLU	DC	200020000	Other Services Not Elsewhere Classified		N	N	\$78.00	\$0.00	10-24-2017		20 SUPPLIES AND MATERIALS	201 OFFICE SUPPLIES
Y	SQ *SQ *A DIGITAL SOLU	DC	200020000	Other Services Not Elsewhere Classified		N	N	\$215.00	\$0.00	10-24-2017		20 SUPPLIES AND MATERIALS	201 OFFICE SUPPLIES
Y	SQ *SQ *A DIGITAL SOLU	DC	200020000	Other Services Not Elsewhere Classified		N	N	\$115.00	\$0.00	10-24-2017		20 SUPPLIES AND MATERIALS	201 OFFICE SUPPLIES
TOT								\$408.00	\$0.00				
SQ *SQ *BASECAMP INC. (1 Expenditure Report)													
Y	SQ *SQ *BASECAMP INC.	DC	200090000	General Merchandise		N	N	\$650.00	\$0.00	02-26-2018		0040	411
TOT								\$650.00	\$0.00				
SQ *SQ *KIDDIE UNIVERS (2 Expenditure Reports)													
Y	SQ *SQ *KIDDIE UNIVERS	DC	200020000	CHILD CARE SERVICES		N	N	\$1,184.00	\$0.00	06-19-2018		40 OTHER SERVICES AND CHARGES	408 PROF SERVICE FEES AND CONTR
Y	SQ *SQ *KIDDIE UNIVERS	DC	200020000	CHILD CARE SERVICES		N	N	\$1,183.00	\$0.00	07-02-2018		40 OTHER SERVICES AND CHARGES	408 PROF SERVICE FEES AND CONTR
TOT								\$2,367.00	\$0.00				
SQU*SQ *A DIGITAL SOLU (19 Expenditure Reports)													
Y	SQU*SQ *A DIGITAL SOLU	DC	200020000	Other Services Not Elsewhere Classified		N	N	\$225.00	\$0.00	10-05-2017		20 SUPPLIES AND MATERIALS	201 OFFICE SUPPLIES
Y	SQU*SQ *A DIGITAL SOLU	DC	200020000	Other Services Not Elsewhere Classified		N	N	\$345.00	\$0.00	11-27-2017		20 SUPPLIES AND MATERIALS	201 OFFICE SUPPLIES
Y	SQU*SQ *A DIGITAL SOLU	DC	200020000	Other Services Not Elsewhere Classified		N	N	\$230.00	\$0.00	11-27-2017		20 SUPPLIES AND MATERIALS	201 OFFICE SUPPLIES
Y	SQU*SQ *A DIGITAL SOLU	DC	200020000	Other Services Not Elsewhere Classified		N	N	\$230.00	\$0.00	11-27-2017		20 SUPPLIES AND MATERIALS	201 OFFICE SUPPLIES
Y	SQU*SQ *A DIGITAL SOLU	DC	200020000	Other Services Not Elsewhere Classified		N	N	\$115.00	\$0.00	12-26-2017		20 SUPPLIES AND MATERIALS	201 OFFICE SUPPLIES
Y	SQU*SQ *A DIGITAL SOLU	DC	200020000	Other Services Not Elsewhere Classified		N	N	\$115.00	\$0.00	12-26-2017		20 SUPPLIES AND MATERIALS	201 OFFICE SUPPLIES
Y	SQU*SQ *A DIGITAL SOLU	DC	200020000	Other Services Not Elsewhere Classified		N	N	\$125.00	\$0.00	02-13-2018		0020	201
Y	SQU*SQ *A DIGITAL SOLU	DC	200020000	Other Services Not Elsewhere Classified		N	N	\$115.00	\$0.00	02-16-2018		0020	201
Y	SQU*SQ *A DIGITAL SOLU	DC	200020000	Other Services Not Elsewhere Classified		N	N	\$250.00	\$0.00	03-19-2018		0020	201
Y	SQU*SQ *A DIGITAL SOLU	DC	200020000	Other Services Not Elsewhere Classified		N	N	\$125.00	\$0.00	03-27-2018		0020	201
Y	SQU*SQ *A DIGITAL SOLU	DC	200020000	OTHER SERVICES (NOT ELSEWHERE CLASSIFIED)		N	N	\$250.00	\$0.00	05-01-2018		20 SUPPLIES AND MATERIALS	201 OFFICE SUPPLIES
Y	SQU*SQ *A DIGITAL SOLU	DC	200020000	OTHER SERVICES (NOT ELSEWHERE CLASSIFIED)		N	N	\$270.00	\$0.00	06-04-2018		20 SUPPLIES AND MATERIALS	201 OFFICE SUPPLIES
Y	SQU*SQ *A DIGITAL SOLU	DC	200020000	OTHER SERVICES (NOT ELSEWHERE CLASSIFIED)		N	N	\$675.00	\$0.00	06-13-2018		20 SUPPLIES AND MATERIALS	201 OFFICE SUPPLIES

PCARD	Vendor Name	Vendor State	Vendor Zip	Service Description	CBE Number	CBE	SBE	Expenditure Amount	SBE Expenditure Amount	Payment Date	Appropriated Fund	CompSource Title	CompObject Title
Y	SQU*SQ *A DIGITAL SOLU	DC	200020000	OTHER SERVICES (NOT ELSEWHERE CLASSIFIED)		N	N	\$125.00	\$0.00	06-15-2018		20 SUPPLIES AND MATERIALS	201 OFFICE SUPPLIES
Y	SQU*SQ *A DIGITAL SOLU	DC	200020000	OTHER SERVICES (NOT ELSEWHERE CLASSIFIED)		N	N	\$2,800.00	\$0.00	06-21-2018		20 SUPPLIES AND MATERIALS	201 OFFICE SUPPLIES
Y	SQU*SQ *A DIGITAL SOLU	DC	200020000	OTHER SERVICES (NOT ELSEWHERE CLASSIFIED)		N	N	\$275.00	\$0.00	07-06-2018		20 SUPPLIES AND MATERIALS	201 OFFICE SUPPLIES
Y	SQU*SQ *A DIGITAL SOLU	DC	200020000	OTHER SERVICES (NOT ELSEWHERE CLASSIFIED)		N	N	\$250.00	\$0.00	09-10-2018		20 SUPPLIES AND MATERIALS	201 OFFICE SUPPLIES
Y	SQU*SQ *A DIGITAL SOLU	DC	200020000	OTHER SERVICES (NOT ELSEWHERE CLASSIFIED)		N	N	\$330.00	\$0.00	09-12-2018		20 SUPPLIES AND MATERIALS	201 OFFICE SUPPLIES
TOT								\$6,965.00	\$0.00				
SQU*SQ *PERKINS MANAGE (3 Expenditure Reports)													
Y	SQU*SQ *PERKINS MANAGE	DC	200080000	Convenience, Deli, Specialty Food Stores		N	N	\$3,908.50	\$0.00	02-27-2018		0	0
Y	SQU*SQ *PERKINS MANAGE	DC	200080000	Specialty Retail Stores-Miscellaneous		N	N	-\$3,908.50	\$0.00	02-27-2018		0020	209
Y	SQU*SQ *PERKINS MANAGE	DC	200080000	Convenience, Deli, Specialty Food Stores		N	N	\$2,908.50	\$0.00	03-02-2018		0020	209
TOT								\$2,908.50	\$0.00				
SQUARESPACE INC. (2 Expenditure Reports)													
Y	SQUARESPACE INC.	NY	100140000	Data Processing Services		N	N	\$216.00	\$0.00	02-14-2018		0040	408
Y	SQUARESPACE INC.	NY	100140000	Data Processing Services		N	N	\$216.00	\$0.00	03-04-2018		0040	408
TOT								\$432.00	\$0.00				
STANDARD OFFICE SUPPLY (57 Expenditure Reports)													
Y	STANDARD OFFICE SUPPLY	DC	200110000	Commercial Equipment, Not Elsewhere Classified	LSX47064082019	Y	Y	\$11.97	\$11.97	10-10-2017		20 SUPPLIES AND MATERIALS	201 OFFICE SUPPLIES
Y	STANDARD OFFICE SUPPLY	DC	200110000	Commercial Equipment, Not Elsewhere Classified	LSX47064082019	Y	Y	\$196.45	\$196.45	10-26-2017		20 SUPPLIES AND MATERIALS	201 OFFICE SUPPLIES
Y	STANDARD OFFICE SUPPLY	DC	200110000	Commercial Equipment, Not Elsewhere Classified	LSX47064082019	Y	Y	\$59.34	\$59.34	10-27-2017		20 SUPPLIES AND MATERIALS	201 OFFICE SUPPLIES
Y	STANDARD OFFICE SUPPLY	DC	200110000	Commercial Equipment, Not Elsewhere Classified	LSX47064082019	Y	Y	\$15.65	\$15.65	10-30-2017		20 SUPPLIES AND MATERIALS	201 OFFICE SUPPLIES
Y	STANDARD OFFICE SUPPLY	DC	200110000	Commercial Equipment, Not Elsewhere Classified	LSX47064082019	Y	Y	\$1,907.07	\$1,907.07	10-30-2017		20 SUPPLIES AND MATERIALS	201 OFFICE SUPPLIES
Y	STANDARD OFFICE SUPPLY	DC	200110000	Commercial Equipment, Not Elsewhere Classified	LSX47064082019	Y	Y	\$489.56	\$489.56	11-21-2017		20 SUPPLIES AND MATERIALS	201 OFFICE SUPPLIES
Y	STANDARD OFFICE SUPPLY	DC	200110000	Commercial Equipment, Not Elsewhere Classified	LSX47064082019	Y	Y	\$442.71	\$442.71	11-28-2017		20 SUPPLIES AND MATERIALS	201 OFFICE SUPPLIES
Y	STANDARD OFFICE SUPPLY	DC	200110000	Commercial Equipment, Not Elsewhere Classified	LSX47064082019	Y	Y	\$203.94	\$203.94	11-29-2017		20 SUPPLIES AND MATERIALS	201 OFFICE SUPPLIES
Y	STANDARD OFFICE SUPPLY	DC	200110000	Commercial Equipment, Not Elsewhere Classified	LSX47064082019	Y	Y	\$32.40	\$32.40	11-30-2017		20 SUPPLIES AND MATERIALS	201 OFFICE SUPPLIES
Y	STANDARD OFFICE SUPPLY	DC	200110000	Commercial Equipment, Not Elsewhere Classified	LSX47064082019	Y	Y	\$839.01	\$839.01	11-30-2017		20 SUPPLIES AND MATERIALS	201 OFFICE SUPPLIES
Y	STANDARD OFFICE SUPPLY	DC	200110000	Commercial Equipment, Not Elsewhere Classified	LSX47064082019	Y	Y	\$169.55	\$169.55	12-04-2017		40 OTHER SERVICES AND CHARGES	410 OFFICE SUPPORT
Y	STANDARD OFFICE SUPPLY	DC	200110000	Commercial Equipment, Not Elsewhere Classified	LSX47064082019	Y	Y	\$68.00	\$68.00	12-04-2017		20 SUPPLIES AND MATERIALS	201 OFFICE SUPPLIES
Y	STANDARD OFFICE SUPPLY	DC	200110000	Commercial Equipment, Not Elsewhere Classified	LSX47064082019	Y	Y	\$15.65	\$15.65	12-07-2017		20 SUPPLIES AND MATERIALS	201 OFFICE SUPPLIES
Y	STANDARD OFFICE SUPPLY	DC	200110000	Commercial Equipment, Not Elsewhere Classified	LSX47064082019	Y	Y	\$192.60	\$192.60	12-14-2017		20 SUPPLIES AND MATERIALS	201 OFFICE SUPPLIES
Y	STANDARD OFFICE SUPPLY	DC	200110000	Commercial Equipment, Not Elsewhere Classified	LSX47064082019	Y	Y	\$142.08	\$142.08	12-15-2017		20 SUPPLIES AND MATERIALS	201 OFFICE SUPPLIES
Y	STANDARD OFFICE SUPPLY	DC	200110000	Commercial Equipment, Not Elsewhere Classified	LSX47064082019	Y	Y	\$262.00	\$262.00	12-19-2017		20 SUPPLIES AND MATERIALS	201 OFFICE SUPPLIES
Y	STANDARD OFFICE SUPPLY	DC	200110000	Commercial Equipment, Not Elsewhere Classified	LSX47064082019	Y	Y	\$263.08	\$263.08	01-02-2018		20 SUPPLIES AND MATERIALS	201 OFFICE SUPPLIES
Y	STANDARD OFFICE SUPPLY	DC	200110000	Commercial Equipment, Not Elsewhere Classified	LSX47064082019	Y	Y	\$649.14	\$649.14	01-12-2018		20 SUPPLIES AND MATERIALS	201 OFFICE SUPPLIES
Y	STANDARD OFFICE SUPPLY	DC	200110000	Commercial Equipment, Not Elsewhere Classified	LSX47064082019	Y	Y	\$381.15	\$381.15	01-22-2018		20 SUPPLIES AND MATERIALS	201 OFFICE SUPPLIES
Y	STANDARD OFFICE SUPPLY	DC	200110000	Commercial Equipment, Not Elsewhere Classified	LSX47064082019	Y	Y	\$43.95	\$43.95	01-24-2018		20 SUPPLIES AND MATERIALS	201 OFFICE SUPPLIES
Y	STANDARD OFFICE SUPPLY	DC	200110000	Commercial Equipment, Not Elsewhere Classified	LSX47064082019	Y	Y	\$15.65	\$15.65	01-29-2018		20 SUPPLIES AND MATERIALS	201 OFFICE SUPPLIES
Y	STANDARD OFFICE SUPPLY	DC	200110000	Commercial Equipment, Not Elsewhere Classified	LSX47064082019	Y	Y	\$396.98	\$396.98	02-01-2018		0020	201
Y	STANDARD OFFICE SUPPLY	DC	200110000	Commercial Equipment, Not Elsewhere Classified	LSX47064082019	Y	Y	\$265.79	\$265.79	02-08-2018		0020	201
Y	STANDARD OFFICE SUPPLY	DC	200110000	Commercial Equipment, Not Elsewhere Classified	LSX47064082019	Y	Y	\$356.98	\$356.98	02-12-2018		0020	201
Y	STANDARD OFFICE SUPPLY	DC	200110000	Commercial Equipment, Not Elsewhere Classified	LSX47064082019	Y	Y	\$1,827.76	\$1,827.76	02-12-2018		0	0
Y	STANDARD OFFICE SUPPLY	DC	200110000	Commercial Equipment, Not Elsewhere Classified	LSX47064082019	Y	Y	\$60.00	\$60.00	02-13-2018		0	0
Y	STANDARD OFFICE SUPPLY	DC	200110000	Commercial Equipment, Not Elsewhere Classified	LSX47064082019	Y	Y	\$135.96	\$135.96	02-14-2018		0020	201
Y	STANDARD OFFICE SUPPLY	DC	200110000	Commercial Equipment, Not Elsewhere Classified	LSX47064082019	Y	Y	\$348.14	\$348.14	02-20-2018		0020	201
Y	STANDARD OFFICE SUPPLY	DC	200110000	Commercial Equipment, Not Elsewhere Classified	LSX47064082019	Y	Y	\$430.32	\$430.32	02-21-2018		0020	201
Y	STANDARD OFFICE SUPPLY	DC	200110000	Commercial Equipment, Not Elsewhere Classified	LSX47064082019	Y	Y	\$317.99	\$317.99	02-21-2018		0020	201
Y	STANDARD OFFICE SUPPLY	DC	200110000	Commercial Equipment, Not Elsewhere Classified	LSX47064082019	Y	Y	\$339.90	\$339.90	02-21-2018		0020	201

PCARD	Vendor Name	Vendor State	Vendor Zip	Service Description	CBE Number	CBE	SBE	Expenditure Amount	SBE Expenditure Amount	Payment Date	Appropriated Fund	CompSource Title	CompObject Title
Y	STANDARD OFFICE SUPPLY	DC	200110000	Commercial Equipment, Not Elsewhere Classified	LSX47064082019	Y	Y	\$612.06	\$612.06	03-07-2018		0020	201
Y	STANDARD OFFICE SUPPLY	DC	200110000	Commercial Equipment, Not Elsewhere Classified	LSX47064082019	Y	Y	\$21.99	\$21.99	03-07-2018		0020	201
Y	STANDARD OFFICE SUPPLY	DC	200110000	Commercial Equipment, Not Elsewhere Classified	LSX47064082019	Y	Y	\$566.59	\$566.59	03-20-2018		0020	201
Y	STANDARD OFFICE SUPPLY	DC	200110000	Commercial Equipment, Not Elsewhere Classified	LSX47064082019	Y	Y	\$11.32	\$11.32	03-22-2018		0020	201
Y	STANDARD OFFICE SUPPLY	DC	200110000	Commercial Equipment, Not Elsewhere Classified	LSX47064082019	Y	Y	\$33.18	\$33.18	03-22-2018		0020	201
Y	STANDARD OFFICE SUPPLY	DC	200110000	COMMERCIAL EQUIPMENT NOT ELSEWHERE CLASSIFIED	LSX47064082019	Y	Y	\$361.36	\$361.36	05-09-2018		20 SUPPLIES AND MATERIALS	201 OFFICE SUPPLIES
Y	STANDARD OFFICE SUPPLY	DC	200110000	COMMERCIAL EQUIPMENT NOT ELSEWHERE CLASSIFIED	LSX47064082019	Y	Y	\$1,824.95	\$1,824.95	05-09-2018		20 SUPPLIES AND MATERIALS	201 OFFICE SUPPLIES
Y	STANDARD OFFICE SUPPLY	DC	200110000	COMMERCIAL EQUIPMENT NOT ELSEWHERE CLASSIFIED	LSX47064082019	Y	Y	\$533.66	\$533.66	05-11-2018		20 SUPPLIES AND MATERIALS	201 OFFICE SUPPLIES
Y	STANDARD OFFICE SUPPLY	DC	200110000	COMMERCIAL EQUIPMENT NOT ELSEWHERE CLASSIFIED	LSX47064082019	Y	Y	\$215.26	\$215.26	05-30-2018		20 SUPPLIES AND MATERIALS	201 OFFICE SUPPLIES
Y	STANDARD OFFICE SUPPLY	DC	200110000	COMMERCIAL EQUIPMENT NOT ELSEWHERE CLASSIFIED	LSX47064082019	Y	Y	\$11.21	\$11.21	06-04-2018		20 SUPPLIES AND MATERIALS	201 OFFICE SUPPLIES
Y	STANDARD OFFICE SUPPLY	DC	200110000	COMMERCIAL EQUIPMENT NOT ELSEWHERE CLASSIFIED	LSX47064082019	Y	Y	\$243.32	\$243.32	06-04-2018		20 SUPPLIES AND MATERIALS	201 OFFICE SUPPLIES
Y	STANDARD OFFICE SUPPLY	DC	200110000	COMMERCIAL EQUIPMENT NOT ELSEWHERE CLASSIFIED	LSX47064082019	Y	Y	\$147.81	\$147.81	06-15-2018		20 SUPPLIES AND MATERIALS	201 OFFICE SUPPLIES
Y	STANDARD OFFICE SUPPLY	DC	200110000	COMMERCIAL EQUIPMENT NOT ELSEWHERE CLASSIFIED	LSX47064082019	Y	Y	\$1,056.46	\$1,056.46	06-21-2018		20 SUPPLIES AND MATERIALS	201 OFFICE SUPPLIES
Y	STANDARD OFFICE SUPPLY	DC	200110000	COMMERCIAL EQUIPMENT NOT ELSEWHERE CLASSIFIED	LSX47064082019	Y	Y	\$58.96	\$58.96	06-25-2018		20 SUPPLIES AND MATERIALS	201 OFFICE SUPPLIES
Y	STANDARD OFFICE SUPPLY	DC	200110000	COMMERCIAL EQUIPMENT NOT ELSEWHERE CLASSIFIED	LSX47064082019	Y	Y	\$59.35	\$59.35	06-25-2018		20 SUPPLIES AND MATERIALS	201 OFFICE SUPPLIES
Y	STANDARD OFFICE SUPPLY	DC	200110000	COMMERCIAL EQUIPMENT NOT ELSEWHERE CLASSIFIED		Y	N	\$905.68	\$0.00	06-28-2018		20 SUPPLIES AND MATERIALS	201 OFFICE SUPPLIES
Y	STANDARD OFFICE SUPPLY	DC	200110000	COMMERCIAL EQUIPMENT NOT ELSEWHERE CLASSIFIED		Y	N	\$25.72	\$0.00	07-09-2018		20 SUPPLIES AND MATERIALS	201 OFFICE SUPPLIES
Y	STANDARD OFFICE SUPPLY	DC	200110000	COMMERCIAL EQUIPMENT NOT ELSEWHERE CLASSIFIED		Y	N	\$483.84	\$0.00	07-09-2018		20 SUPPLIES AND MATERIALS	201 OFFICE SUPPLIES
Y	STANDARD OFFICE SUPPLY	DC	200110000	COMMERCIAL EQUIPMENT NOT ELSEWHERE CLASSIFIED		Y	N	\$339.90	\$0.00	07-11-2018		20 SUPPLIES AND MATERIALS	201 OFFICE SUPPLIES
Y	STANDARD OFFICE SUPPLY	DC	200110000	COMMERCIAL EQUIPMENT NOT ELSEWHERE CLASSIFIED		Y	N	\$84.75	\$0.00	07-11-2018		20 SUPPLIES AND MATERIALS	201 OFFICE SUPPLIES
Y	STANDARD OFFICE SUPPLY	DC	200110000	COMMERCIAL EQUIPMENT NOT ELSEWHERE CLASSIFIED		Y	N	\$99.18	\$0.00	07-19-2018		20 SUPPLIES AND MATERIALS	201 OFFICE SUPPLIES
Y	STANDARD OFFICE SUPPLY	DC	200110000	COMMERCIAL EQUIPMENT NOT ELSEWHERE CLASSIFIED	LSX47064082019	Y	Y	\$246.53	\$246.53	07-30-2018		20 SUPPLIES AND MATERIALS	201 OFFICE SUPPLIES
Y	STANDARD OFFICE SUPPLY	DC	200110000	COMMERCIAL EQUIPMENT NOT ELSEWHERE CLASSIFIED	LSX47064082019	Y	Y	\$454.96	\$454.96	08-07-2018		20 SUPPLIES AND MATERIALS	201 OFFICE SUPPLIES
Y	STANDARD OFFICE SUPPLY	DC	200110000	COMMERCIAL EQUIPMENT NOT ELSEWHERE CLASSIFIED	LSX47064082019	Y	Y	\$71.97	\$71.97	08-08-2018		20 SUPPLIES AND MATERIALS	201 OFFICE SUPPLIES
N	STANDARD OFFICE SUPPLY	DC	20011		LSX47064082019	Y	Y	\$2,244.60	\$2,244.60	09-28-2018	600	40 OTHER SERVICES AND CHARGES	408 PROF SERVICE FEES AND CONTR
N	STANDARD OFFICE SUPPLY	DC	20011		LSX47064082019	Y	Y	\$8,016.01	\$8,016.01	09-28-2018	600	40 OTHER SERVICES AND CHARGES	408 PROF SERVICE FEES AND CONTR
TOT								\$29,611.39	\$27,672.32				
STAPLES 00102186 (4 Expenditure Reports)													
Y	STAPLES 00102186	DC	200050000	Stationery, Office & School Supply Stores		N	N	\$97.76	\$0.00	12-01-2017		20 SUPPLIES AND MATERIALS	201 OFFICE SUPPLIES
Y	STAPLES 00102186	DC	200050000	Stationery, Office & School Supply Stores		N	N	\$35.37	\$0.00	12-08-2017		20 SUPPLIES AND MATERIALS	201 OFFICE SUPPLIES
Y	STAPLES 00102186	DC	200050000	Stationery, Office & School Supply Stores		N	N	\$30.48	\$0.00	12-22-2017		20 SUPPLIES AND MATERIALS	201 OFFICE SUPPLIES
Y	STAPLES 00102186	DC	200050000	OFFICE SCHOOL SUPPLY AND STATIONERY STORES		N	N	\$58.78	\$0.00	06-01-2018		20 SUPPLIES AND MATERIALS	201 OFFICE SUPPLIES
TOT								\$222.39	\$0.00				
TETRA TECH MA INC (1 Expenditure Report)													
N	TETRA TECH MA INC	WI	53719			N	N	\$27,000.00	\$0.00	09-30-2018	100	40 OTHER SERVICES AND CHARGES	408 PROF SERVICE FEES AND CONTR
TOT								\$27,000.00	\$0.00				
THE BUREAU OF NATIONAL AFFAIRS (1 Expenditure Report)													
N	THE BUREAU OF NATIONAL AFFAIRS	MD	212971009			N	N	\$4,820.00	\$0.00	12-20-2017	100	41 CONTRACTUAL SERVICES - OTHER	409 CONTRACTUAL SERVICES - OTHER
TOT								\$4,820.00	\$0.00				

PCARD	Vendor Name	Vendor State	Vendor Zip	Service Description	CBE Number	CBE	SBE	Expenditure Amount	SBE Expenditure Amount	Payment Date	Appropriated Fund	CompSource Title	CompObject Title
THE BUSINESS JOURNALS (2 Expenditure Reports)													
Y	THE BUSINESS JOURNALS	NC	282020000	PROFESSIONAL SERVICES-NOT ELSEWHERE CLASSIFIED		N	N	\$105.75	\$0.00	08-07-2018		20 SUPPLIES AND MATERIALS	204 EDUCATIONAL
Y	THE BUSINESS JOURNALS	NC	282020000	PROFESSIONAL SERVICES-NOT ELSEWHERE CLASSIFIED		N	N	\$95.18	\$0.00	08-24-2018		20 SUPPLIES AND MATERIALS	204 EDUCATIONAL
TOT								\$200.93	\$0.00				
THE LOFT AT 600 F (3 Expenditure Reports)													
Y	THE LOFT AT 600 F	DC	200040000	Professional Services Not Elsewhere Classified		N	N	\$1,000.00	\$0.00	10-06-2017		40 OTHER SERVICES AND CHARGES	405 MAINTENANCE AND REPAIRS - MACH
Y	THE LOFT AT 600 F	DC	200040000	Professional Services Not Elsewhere Classified		N	N	\$3,000.00	\$0.00	10-23-2017		40 OTHER SERVICES AND CHARGES	409 CONTRACTUAL SERVICES - OTHER
Y	THE LOFT AT 600 F	DC	200040000	Professional Services Not Elsewhere Classified		N	N	-\$1,000.00	\$0.00	11-22-2017		0	0
TOT								\$3,000.00	\$0.00				
TOTAL OFFICE PRODUCTS (1 Expenditure Report)													
Y	TOTAL OFFICE PRODUCTS	DC	200110000	OFFICE SCHOOL SUPPLY AND STATIONERY STORES	LSZ65935022019	Y	Y	\$594.56	\$594.56	08-20-2018		20 SUPPLIES AND MATERIALS	201 OFFICE SUPPLIES
TOT								\$594.56	\$594.56				
TOTAL OFFICE PRODUCTS INC (1 Expenditure Report)													
N	TOTAL OFFICE PRODUCTS INC	DC	20011		LSZ65935022019	Y	Y	\$5,148.00	\$5,148.00	09-30-2018	600	40 OTHER SERVICES AND CHARGES	408 PROF SERVICE FEES AND CONTR
TOT								\$5,148.00	\$5,148.00				
TOUCAN (1 Expenditure Report)													
Y	TOUCAN	MD	214010000	MISCELLANEOUS GENERAL MERCHANDISE		N	N	\$2,455.00	\$0.00	07-31-2018		40 OTHER SERVICES AND CHARGES	411 PRINTING, DUPLICATING, ETC
TOT								\$2,455.00	\$0.00				
TPW CONSULTANT00 OF 00 (4 Expenditure Reports)													
Y	TPW CONSULTANT00 OF 00	DC	200010000	Business Services Not Elsewhere Classified		N	N	\$1,246.31	\$0.00	10-10-2017		40 OTHER SERVICES AND CHARGES	405 MAINTENANCE AND REPAIRS - MACH
Y	TPW CONSULTANT00 OF 00	DC	200010000	Business Services Not Elsewhere Classified		N	N	\$290.85	\$0.00	10-25-2017		40 OTHER SERVICES AND CHARGES	405 MAINTENANCE AND REPAIRS - MACH
Y	TPW CONSULTANT00 OF 00	DC	200010000	Business Services Not Elsewhere Classified		N	N	\$581.70	\$0.00	11-21-2017		20 SUPPLIES AND MATERIALS	201 OFFICE SUPPLIES
Y	TPW CONSULTANT00 OF 00	DC	200010000	Business Services Not Elsewhere Classified		N	N	\$555.85	\$0.00	12-11-2017		40 OTHER SERVICES AND CHARGES	405 MAINTENANCE AND REPAIRS - MACH
TOT								\$2,674.71	\$0.00				
TPW CONSULTANTS, LLC (2 Expenditure Reports)													
N	TPW CONSULTANTS, LLC	DC	20001		LSDZ82007112019	Y	Y	\$4,014.00	\$4,014.00	09-26-2018	100	41 CONTRACTUAL SERVICES - OTHER	409 CONTRACTUAL SERVICES - OTHER
N	TPW CONSULTANTS, LLC	DC	20001		LSDZ82007112019	Y	Y	\$7,100.00	\$7,100.00	09-28-2018	600	40 OTHER SERVICES AND CHARGES	408 PROF SERVICE FEES AND CONTR
TOT								\$11,114.00	\$11,114.00				
UNITED 01623903154952 (1 Expenditure Report)													
Y	UNITED 01623903154952	TX	770020000	United Airlines		N	N	\$549.60	\$0.00	03-16-2018		0040	402
TOT								\$549.60	\$0.00				
UNITED 01623903176313 (1 Expenditure Report)													
Y	UNITED 01623903176313	TX	770020000	United Airlines		N	N	\$549.60	\$0.00	03-16-2018		0040	402
TOT								\$549.60	\$0.00				
UNITED 01623903396393 (1 Expenditure Report)													
Y	UNITED 01623903396393	TX	770020000	United Airlines		N	N	\$549.60	\$0.00	03-16-2018		0040	402
TOT								\$549.60	\$0.00				
UNITED 01629255278206 (1 Expenditure Report)													
Y	UNITED 01629255278206	TX	770020000	United Airlines		N	N	\$15.00	\$0.00	03-20-2018		0040	402
TOT								\$15.00	\$0.00				
UNITED 01670166893146 (1 Expenditure Report)													
Y	UNITED 01670166893146	TX	770020000	United Airlines		N	N	\$812.14	\$0.00	10-26-2017		40 OTHER SERVICES AND CHARGES	402 TRAVEL - OUT OF CITY
TOT								\$812.14	\$0.00				
UNITED 01670166893150 (1 Expenditure Report)													
Y	UNITED 01670166893150	TX	770020000	United Airlines		N	N	\$812.14	\$0.00	10-26-2017		40 OTHER SERVICES AND CHARGES	402 TRAVEL - OUT OF CITY
TOT								\$812.14	\$0.00				

PCARD	Vendor Name	Vendor State	Vendor Zip	Service Description	CBE Number	CBE	SBE	Expenditure Amount	SBE Expenditure Amount	Payment Date	Appropriated Fund	CompSource Title	CompObject Title
UNITED 01670421882205 (2 Expenditure Reports)													
Y	UNITED 01670421882205	TX	770020000	United Airlines		N	N	\$731.30	\$0.00	03-01-2018		0040	402
Y	UNITED 01670421882205	TX	770020000	United Airlines		N	N	-\$731.30	\$0.00	03-01-2018		0040	402
TOT								\$0.00	\$0.00				
UNITED 01670549193504 (1 Expenditure Report)													
Y	UNITED 01670549193504	TX	770020000	United Airlines		N	N	\$154.30	\$0.00	03-20-2018		0040	402
TOT								\$154.30	\$0.00				
UNITED AIRLINES (1 Expenditure Report)													
Y	UNITED AIRLINES	TX	770020000	UNITED AIRLINES		N	N	\$2,021.44	\$0.00	08-11-2018		40 OTHER SERVICES AND CHARGES	401 TRAVEL - LOCAL
TOT								\$2,021.44	\$0.00				
UNIVERSITY OF THE DIST (1 Expenditure Report)													
Y	UNIVERSITY OF THE DIST	DC	200080000	COLLEGES UNIV PRO SCHOOLS JUNIOR COLLEGES		N	N	\$640.00	\$0.00	05-24-2018		40 OTHER SERVICES AND CHARGES	409 CONTRACTUAL SERVICES - OTHER
TOT								\$640.00	\$0.00				
USPS PO 1049780205 (2 Expenditure Reports)													
Y	USPS PO 1049780205	DC	200040000	Postage Services-Government Only		N	N	\$23.75	\$0.00	10-23-2017		20 SUPPLIES AND MATERIALS	201 OFFICE SUPPLIES
Y	USPS PO 1049780205	DC	200040000	Postage Services-Government Only		N	N	\$98.00	\$0.00	12-22-2017		40 OTHER SERVICES AND CHARGES	416 POSTAGE
TOT								\$121.75	\$0.00				
VICTORIA WASSMER (2 Expenditure Reports)													
N	VICTORIA WASSMER	DC	20004			N	N	\$170.45	\$0.00	09-28-2018	100	40 OTHER SERVICES AND CHARGES	402 TRAVEL - OUT OF CITY
N	VICTORIA WASSMER	DC	20004			N	N	\$150.56	\$0.00	09-28-2018	100	40 OTHER SERVICES AND CHARGES	402 TRAVEL - OUT OF CITY
TOT								\$321.01	\$0.00				
VISTAPR*VISTAPRINT.COM (9 Expenditure Reports)													
Y	VISTAPR*VISTAPRINT.COM	MA	024510000	Miscellaneous Publishing And Printing		N	N	\$240.01	\$0.00	12-04-2017		40 OTHER SERVICES AND CHARGES	411 PRINTING, DUPLICATING, ETC
Y	VISTAPR*VISTAPRINT.COM	MA	024510000	Miscellaneous Publishing And Printing		N	N	\$98.99	\$0.00	12-20-2017		40 OTHER SERVICES AND CHARGES	411 PRINTING, DUPLICATING, ETC
Y	VISTAPR*VISTAPRINT.COM	MA	024510000	Miscellaneous Publishing And Printing		N	N	\$31.98	\$0.00	01-26-2018		0	0
Y	VISTAPR*VISTAPRINT.COM	MA	024510000	Miscellaneous Publishing And Printing		N	N	\$129.98	\$0.00	02-06-2018		0040	411
Y	VISTAPR*VISTAPRINT.COM	MA	024510000	Miscellaneous Publishing And Printing		N	N	\$194.79	\$0.00	03-02-2018		0040	411
Y	VISTAPR*VISTAPRINT.COM	MA	02451	MISCELLANEOUS PUBLISHING AND PRINTING		N	N	\$66.21	\$0.00	04-24-2018		40 OTHER SERVICES AND CHARGES	411 PRINTING, DUPLICATING, ETC
Y	VISTAPR*VISTAPRINT.COM	MA	02451	MISCELLANEOUS PUBLISHING AND PRINTING		N	N	\$103.47	\$0.00	06-04-2018		40 OTHER SERVICES AND CHARGES	411 PRINTING, DUPLICATING, ETC
Y	VISTAPR*VISTAPRINT.COM	MA	02451	MISCELLANEOUS PUBLISHING AND PRINTING		N	N	\$80.22	\$0.00	06-20-2018		40 OTHER SERVICES AND CHARGES	411 PRINTING, DUPLICATING, ETC
Y	VISTAPR*VISTAPRINT.COM	MA	02451	MISCELLANEOUS PUBLISHING AND PRINTING		N	N	\$800.46	\$0.00	07-25-2018		40 OTHER SERVICES AND CHARGES	411 PRINTING, DUPLICATING, ETC
TOT								\$1,746.11	\$0.00				
WASH POST SUBSCRIPTION (1 Expenditure Report)													
Y	WASH POST SUBSCRIPTION	DC	200710000	Direct Marketing-Continuity/Subsription Merchants		N	N	\$439.92	\$0.00	02-28-2018		0020	204
TOT								\$439.92	\$0.00				
WASHINGTON DC CC CATER (5 Expenditure Reports)													
Y	WASHINGTON DC CC CATER	DC	200010000	Caterers		N	N	\$919.27	\$0.00	10-16-2017		20 SUPPLIES AND MATERIALS	209 FOOD PROVISIONS
Y	WASHINGTON DC CC CATER	DC	200010000	Caterers		N	N	\$878.40	\$0.00	01-08-2018		40 OTHER SERVICES AND CHARGES	408 PROF SERVICE FEES AND CONTR
Y	WASHINGTON DC CC CATER	DC	20001	CATERERS		N	N	\$2,791.61	\$0.00	08-13-2018		20 SUPPLIES AND MATERIALS	204 EDUCATIONAL
Y	WASHINGTON DC CC CATER	DC	20001	CATERERS		N	N	\$966.24	\$0.00	09-06-2018		40 OTHER SERVICES AND CHARGES	409 CONTRACTUAL SERVICES - OTHER
Y	WASHINGTON DC CC CATER	DC	20001	CATERERS		N	N	\$959.40	\$0.00	09-12-2018		20 SUPPLIES AND MATERIALS	209 FOOD PROVISIONS
TOT								\$6,514.92	\$0.00				
WENDELL FELDER (1 Expenditure Report)													
N	WENDELL FELDER	DC	20004			N	N	\$293.39	\$0.00	11-22-2017	100	40 OTHER SERVICES AND CHARGES	402 TRAVEL - OUT OF CITY
TOT								\$293.39	\$0.00				
WEST GROUP (12 Expenditure Reports)													

PCARD	Vendor Name	Vendor State	Vendor Zip	Service Description	CBE Number	CBE	SBE	Expenditure Amount	SBE Expenditure Amount	Payment Date	Appropriated Fund	CompSource Title	CompObject Title
N	WEST GROUP	IL	601976292			N	N	\$602.48	\$0.00	01-23-2018	100	41 CONTRACTUAL SERVICES - OTHER	409 CONTRACTUAL SERVICES - OTHER
N	WEST GROUP	IL	601976292			N	N	\$602.48	\$0.00	02-21-2018	100	41 CONTRACTUAL SERVICES - OTHER	409 CONTRACTUAL SERVICES - OTHER
N	WEST GROUP	IL	601976292			N	N	\$602.48	\$0.00	02-21-2018	100	41 CONTRACTUAL SERVICES - OTHER	409 CONTRACTUAL SERVICES - OTHER
N	WEST GROUP	IL	601976292			N	N	\$602.48	\$0.00	04-24-2018	100	41 CONTRACTUAL SERVICES - OTHER	409 CONTRACTUAL SERVICES - OTHER
N	WEST GROUP	IL	601976292			N	N	\$602.48	\$0.00	04-24-2018	100	41 CONTRACTUAL SERVICES - OTHER	409 CONTRACTUAL SERVICES - OTHER
N	WEST GROUP	IL	601976292			N	N	\$602.49	\$0.00	05-22-2018	100	41 CONTRACTUAL SERVICES - OTHER	409 CONTRACTUAL SERVICES - OTHER
N	WEST GROUP	IL	601976292			N	N	\$628.67	\$0.00	09-18-2018	100	41 CONTRACTUAL SERVICES - OTHER	409 CONTRACTUAL SERVICES - OTHER
N	WEST GROUP	IL	601976292			N	N	\$628.69	\$0.00	09-18-2018	100	41 CONTRACTUAL SERVICES - OTHER	409 CONTRACTUAL SERVICES - OTHER
N	WEST GROUP	IL	601976292			N	N	\$602.47	\$0.00	09-18-2018	100	41 CONTRACTUAL SERVICES - OTHER	409 CONTRACTUAL SERVICES - OTHER
N	WEST GROUP	IL	601976292			N	N	\$628.69	\$0.00	09-28-2018	100	41 CONTRACTUAL SERVICES - OTHER	409 CONTRACTUAL SERVICES - OTHER
N	WEST GROUP	IL	601976292			N	N	\$628.68	\$0.00	09-28-2018	100	41 CONTRACTUAL SERVICES - OTHER	409 CONTRACTUAL SERVICES - OTHER
N	WEST GROUP	IL	601976292			N	N	\$628.16	\$0.00	09-30-2018	100	41 CONTRACTUAL SERVICES - OTHER	409 CONTRACTUAL SERVICES - OTHER
TOT								\$7,360.25	\$0.00				
WWW.PPPBULLETIN.COM (1 Expenditure Report)													
Y	WWW.PPPBULLETIN.COM	GBR	00000000	BUSINESS SERVICES-NOT ELSEWHERE CLASSIFIED		N	N	\$995.00	\$0.00	06-12-2018		40 OTHER SERVICES AND CHARGES	408 PROF SERVICE FEES AND CONTR
TOT								\$995.00	\$0.00				
WWW.SURVEYGIZMO.COM (2 Expenditure Reports)													
Y	WWW.SURVEYGIZMO.COM	CO	803010000	Professional Services Not Elsewhere Classified		N	N	\$5,000.00	\$0.00	10-20-2017		40 OTHER SERVICES AND CHARGES	408 PROF SERVICE FEES AND CONTR
Y	WWW.SURVEYGIZMO.COM	CO	803010000	PROFESSIONAL SERVICES-NOT ELSEWHERE CLASSIFIED		N	N	\$1,903.50	\$0.00	08-02-2018		20 SUPPLIES AND MATERIALS	204 EDUCATIONAL
TOT								\$6,903.50	\$0.00				
TOT								\$2,739,053.91	\$463,208.86				

Expenditures Summary

This area summarizes all data entered for quarterly expenditures.

The Grand Total SBE Expenditure Amount includes the Additional Approved SBE and/or CBE Expenditures (if this amount exists).

END OF QUARTER GOAL SUMMARY	Adjusted Approved SBE Goal	\$475,765.57	SBE Expenditures as a % of SBE Goal	100.60%				
Q1 SOAR and PCard SBE Expenditure Amount	\$53,253.47	Q1 Pipeline SBE Expenditure Amount	Q1 Grand Total SBE Expenditure Amount	\$53,253.47	Are you in agreement with the Q1 SBE Expenditure Amounts?	Yes	Q1 Expenditure Agreement Date	03-07-2018
Q2 SOAR and PCard SBE Expenditure Amount	\$20,589.55	Q2 Pipeline SBE Expenditure Amount	Q2 Grand Total SBE Expenditure Amount	\$20,589.55	Are you in agreement with the Q2 SBE Expenditure Amounts?	Yes	Q2 Expenditure Agreement Date	05-24-2018
Q3 SOAR and PCard SBE Expenditure Amount	\$96,348.85	Q3 Pipeline SBE Expenditure Amount	Q3 Grand Total SBE Expenditure Amount	\$96,348.85	Are you in agreement with the Q3 SBE Expenditure Amounts?	Yes	Q3 Expenditure Agreement Date	06-30-2018
Q4 SOAR and PCard SBE Expenditure Amount	\$293,016.99	Q4 Pipeline SBE Expenditure Amount	Q4 Grand Total SBE Expenditure Amount	\$308,415.94	Are you in agreement with the Q4 SBE Expenditure Amounts?	Yes	Q4 Expenditure Agreement Date	10-31-2018

DSLBD Only Expenditure Adustments

Independent Agency

Q1 Direct Expenditures	Q1 Indirect Expenditures	Q1 Approved Justification Documents for Direct Expenditures	Q1 Approved Subcontracting VVF Documents for Indirect Expenditures	Q1 DSLBD Correspondence
Q2 Direct Expenditures	Q2 Indirect Expenditures	Q2 Approved Justification Documents for Direct Expenditures	Q2 Approved Subcontracting VVF Documents for Indirect Expenditures	Q2 DSLBD Correspondence
Q3 Direct Expenditures	Q3 Indirect Expenditures	Q3 Approved Justification Documents for Direct Expenditures	Q3 Approved Subcontracting VVF Documents for Indirect Expenditures	Q3 DSLBD Correspondence

EOY Direct Expenditures	\$15,398.95	EOY Indirect Expenditures		EOY Approved Justification Documents for Direct Expenditures	OCA FY18 Additional Spend.pdf	EOY Approved Subcontracting VVF Documents for Indirect Expenditures		EOY DSLBD Correspondence	
DSLBD Comments	[MAR-2018 Freguenet (DSLBD) Demisse] OCA's current goal of \$580,013.63 is unattainable. There was some reprogramming in Q1 that affected the expendable budget. The agency needs to submit special exceptions to adjust the SBE goal. OCA has spent over 2 times more with SBEs in FY18 Q1 than it did in FY17 Q1.								
End of Year DSLBD Recommendation to encourage SBE Spending	Agency is in good standing.								

AGENCY PROGRESS REPORT

Did the Agency Budget change significantly this year compared to last year?	No
Compared to last year's spending, is the Agency on target with achieving their SBE Goal for (Q1)?	Yes
Compared to last year's spending, is the Agency on target with achieving their SBE Goal for (Q2)?	Yes
Compared to last year's spending, is the Agency on target with achieving their SBE Goal for (Q3)?	Yes
Compared to last year's spending, is the Agency on target with achieving their SBE Goal for (Q4)?	Yes

Agency Detail End Of Year Narrative

Per D.C. Official Code § 2-218.53, Agency details are required to provide an end of year narrative.

Did the Agency Spend all allocated funds in the fiscal year (Yes or No)	If NO provide shortfall explanation	Description of the FY activities, including programs/projects performed to achieve goals	Description of Changes the Agency Intends to Make to Achieve Goal Next Year
Yes		The Office of the City Administrator has met and exceeded its yearly set-aside expenditure goal for CBE FY2018. Within OCA there is Performance Management, P3, Budget and Public Safety & Justice. The funds are used for goods and services to support the daily operations of the agency which provides OCA with more opportunities to do business with CBE vendors by using the agency purchase card	Exceptions need to be put into the system to adjust the SBE goals. OCA continues to ensure SBE goals are accomplished each quarter.

✔ Narrative Complete

Supporting Documents Library

Provide any additional information here regarding operating budget line items' request(s) as well as receive update notices from DSLBD.

# of Agency users	11
--------------------------	----