



DC OFFICE OF THE CHIEF MEDICAL EXAMINER

Chief Medical Examiner – Dr. Francisco Diaz
Agency Fiscal Officer – Patrice Mason
General Counsel – Rodney Adams
Epidemiologist
Special Assistant
Lead Data Analyst: NVDRS/OD2A Subgrants
Data Analyst (3): OD2A Sub Grant

Attachment A
2023 Organizational Chart
(as of 1/9/23)

FORENSIC TOXICOLOGY DIVISION

Chief Toxicologist - Dr. Samantha Tolliver
Deputy Chief Toxicologist – Dr. Stephen Raso
Staff Assistant

Forensic Toxicology Laboratory
Forensic Toxicologist (Breath Program Mgr)
Forensic Toxicologist (QA/QC Mgr)

Forensic Toxicologist (7)

Laboratory Support Specialist

*Forensic Toxicologis. (2):
DUI/DDOT SubGrant*

*Forensic Toxicologist (2):
DFSA SubGrant*

*Forensic Toxicologist (1)
COSSAP Grant*

DEATH INVESTIGATION & CERTIFICATION DIVISION

Deputy Chief Medical Examiner – Dr. Sasha Breland
Pathologist Coordinator
Program Analyst

Forensic Pathology Unit
Medical Examiner (5)

Anthropology & Identification Unit
Forensic Anthropologist (Supervisor) – Dr. Jennifer Love

Customer Service Representative
Forensic Identification Specialist (4)

Histology Laboratory
Medical Technologist

Death Investigation Unit
Supervisory Medicolegal Investigator – Denise Lyles

Lead Medicolegal Investigator
Medicolegal Investigator (3)
Lead Forensic Investigator
Forensic Investigator (8)
Forensic Investigator -OD2A Sub Grant
Emergency Management Officer
Emergency Planning Specialist

Mortuary Unit

Supervisory Pathologists' Assistant – Elizabeth Betts
Forensic Autopsy Technician (7)
Lead Forensic Photographer
Forensic Photographer (2)

Medical Examiner Transport Team Unit
Supervisory Forensic Mortuary Technician – Kimberly Lassiter
Forensic Autopsy Assistant (13)
(One of the FAAs is a Release Technician)
Supply Technician

ADMINISTRATION DIVISION

Chief of Staff – Beverly Fields
Executive Assistant
Administrative Services Coordinator

Human Resources Unit
Management Liaison Specialist

IT Unit
Chief Information Officer – Michael Coleman
IT Specialist (Customer Service)
IT Specialist –OD2A Subgrant

Contracts & Procurement Unit
Program Analyst
Support Services Specialist

Records Management Unit
Sup. Quality Control/Records Manager – Anna Francis
Quality Assurance Specialist (2)
Records Management Specialist (2)

FATALITY REVIEW DIVISION

Supervisory Fatality Review Program Manager – Jenna Beebe-Ayre
Child Fatality Review Committee (Cmt)
Developmental Disabilities Fatality Review Cmt
Maternal Fatality Review Cmt
Violence Fatality Review Cmt

Sr. Fatality Review Specialist
Fatality Review Program Specialist (6)
Staff Assistant (3)
*Fatality Review Specialist:
OD2A SubGrant*

Program & Title	Cost Center & Title	Vacancy Status	Position Number	Title
100022 - CONTRACTING & PROCUREMENT	80228 - CONTRACTS & PROCUREMENT UNIT	F	00071359	Program Analyst
100022 - CONTRACTING & PROCUREMENT Total				
100058 - HUMAN RESOURCE	80225 - HUMAN RESOURCES UNIT	F	00035032	Management Liaison Specialist
100058 - HUMAN RESOURCE SERVICES Total				
100071 - INFORMATION TECHNOLOGY SERVICES	80226 - INFORMATION TECHNOLOGY UNIT	F	00039151	Chief Information Officer
		F	00094534	IT Specialist (Customer Support)
		F	00100338	IT Specialist (Customer Support)
100071 - INFORMATION TECHNOLOGY SERVICES Total				
100092 - LEGAL SERVICES	80238 - GENERAL COUNSEL UNIT	F	00041749	General Counsel
100092 - LEGAL SERVICES Total				
100125 - RECORDS MANAGEMENT	80229 - RECORDS MANAGEMENT UNIT	F	00047834	Lead Records Management Specialist
		F	00071570	Supervisory Quality Control & Assura
		F	00088463	Quality Assurance Specialist
		F	00091371	Quality Control Specialist
		V	00071574	Records Management Specialist
RECORDS MANAGEMENT Total				
100151 - EXECUTIVE ADMINISTRATION	80237 - EXECUTIVE ADMINISTRATIVE	F	00008299	Executive Assistant
		F	00029192	Administrative Services Coordinator
		F	00032724	Chief Of Staff
		F	00034821	Deputy Chief Medical Examiner
		F	00035033	Special Assistant
		F	00082137	Chief Medical Examiner
		F	00094533	Pathology Coordinator

**100151 -
EXECUTIVE
ADMINISTRATION
Total**

150003 - AGENCY
BUDGETING AND 80224 -
FINANCIAL ADMINISTRATION
MANAGEMENT DIVISION EXECUTIVE
SERVICES UNIT F 00045538 Agency Fiscal Officer

**150003 - AGENCY
BUDGETING AND
FINANCIAL
MANAGEMENT
SERVICES Total**

800159 - 80232 -
ANTHROPOLOGY/ ANTHROPOLOGY &
IDENTIFICATION IDENTIFICATION UNIT F 00001655 Forensic Identification Specialist
F 00007099 Forensic Identification Specialist
F 00018678 Forensic Identification Specialist
F 00025052 Customer Support Specialist
F 00036048 Forensic Identification Specialist
F 00073619 Forensic Anthropologist

**800159 -
ANTHROPOLOGY/
IDENTIFICATION
Total**

800160 - FORENSIC 80234 - DEATH
INVESTIGATIONS INVESTIGATIONS F 00002522 Supvy Medicolegal Investigator
F 00002927 Forensic Investigator
F 00016298 Forensic Investigator
F 00035031 Medical Legal Investigator
F 00044663 Forensic Investigator
F 00045528 Forensic Investigator
F 00045530 Forensic Investigator
F 00045531 Forensic Investigator
F 00045537 Forensic Investigator
F 00071360 Lead Forensic Investigator
F 00073706 Forensic Investigator
F 00073738 Forensic Investigator
F 00075184 Medicolegal Investigator
F 00077462 Forensic Investigator
F 00099308 Emergency Planning Specialist
F 00100226 Forensic Investigator
V 00109336 Program Analyst
V 00109613 Emergency Management Officer

**800160 -
FORENSIC
INVESTIGATIONS
Total**

800161 - FORENSIC PATHOLOGY	80231 - FORENSIC PATHOLOGY UNIT	F	00003341	Medical Officer (Medical Examiner)
		F	00010178	Medical Officer (Medical Examiner)
		F	00012132	Medical Officer (Medical Examiner)
		F	00013140	Medical Officer (Medical Examiner)
		F	00106629	Medical Officer (Medical Examiner)
		F	00106906	Medical Officer (Medical Examiner)
		V	00075174	Medical Officer (Medical Examiner)
		V	00099835	Medical Officer (Medical Examiner)

**800161 -
FORENSIC
PATHOLOGY Total**

800163 - HISTOLOGY	80233 - HISTOLOGY LABORATORY UNIT	F	00077078	Medical Technologist
-----------------------	--------------------------------------	---	----------	----------------------

**800163 -
HISTOLOGY Total**

800164 - MORTUARY SERVICES	80235 - MORTUARY UNIT	F	00001881	Forensic Autopsy Transport Technicia
		F	00035028	Forensic Photographer
		F	00035130	Forensic Autopsy Technician
		F	00035145	Forensic Autopsy Transport Technicia
		F	00047548	Forensic Autopsy Transport Technicia
		F	00047550	Supervisory Forensic Mortuary
		F	00047551	Forensic Autopsy Technician
		F	00071575	Forensic Autopsy Technician
		F	00071713	Forensic Autopsy Technician
		F	00075161	Forensic Autopsy Technician
		F	00091361	Forensic Autopsy Transport Technicia
		F	00091363	Forensic Autopsy Transport Technicia
		F	00091364	Forensic Autopsy Transport Technicia
		F	00091365	Forensic Autopsy Transport Technicia
		F	00091370	Lead Forensic Photographer
		F	00091982	Forensic Autopsy Technician
		F	00092082	Forensic Photographer
		F	00092385	Forensic Autopsy Transport Technicia
		F	00092386	Forensic Autopsy Transport Technicia
		F	00092387	Forensic Autopsy Transport Technicia
		F	00092388	Forensic Autopsy Assistant
		F	00095374	Forensic Autopsy Transport Technicia
		F	00108253	Forensic Autopsy Technician
		F	00108254	Forensic Autopsy Technician
		F	00108255	Forensic Autopsy Transport Technicia
		V	00073620	Forensic Autopsy Technician
		V	00075679	Supvy Forensic Pathologist Assistant
		V	00092095	Supply Technician

**800164 -
MORTUARY
SERVICES Total**

800165 - CHILD FATALITY REVIEW	80241 - CHILD FATALITY REVIEW COMMITTEE	F	00015169	Fatality Review Program Specialist
		F	00025735	Fatality Review Program Specialist
		F	00037977	Staff Assistant
		F	00045527	Senior Fatality Review Program Speci
		F	00051331	Fatality Review Program Manager
		F	00088280	Fatality Review Program Specialist
		F	00091262	Fatality Review Program Specialist
		F	00091981	Staff Assistant
		F	00105642	Fatality Review Program Specialist
		F	00105643	Staff Assistant
		V	00100354	Fatality Review Program Specialist
		V	00109337	Fatality Review Program Specialist

**800165 - CHILD
FATALITY REVIEW
Total**

800171 - FORENSIC TOXICOLOGY LAB SERVICES	80246 - FORENSIC TOXICOLOGY DIVISION	F	00013643	Chief Toxicologist
		F	00074664	Deputy Chief Toxicologist
		F	00074665	Forensic Toxicologist
		F	00075390	Forensic Toxicologist
		F	00075527	Forensic Toxicologist
		F	00075528	Forensic Toxicologist
		F	00075529	Forensic Toxicologist
		F	00087660	Forensic Toxicologist
		F	00087661	Forensic Toxicologist
		F	00088278	Forensic Toxicologist
		F	00088435	Forensic Toxicologist
		F	00088833	Laboratory Support Specialist
		F	00092086	Forensic Toxicologist
		F	00094574	Staff Assistant
		F	00106038	Forensic Toxicologist
		V	00038613	Forensic Toxicologist
		V	00091415	Forensic Toxicologist
		V	00092166	Forensic Toxicologist

**800171 -
FORENSIC
TOXICOLOGY LAB
SERVICES Total**

800172 - DATA FUSION CENTER SERVICES	80226 - INFORMATION TECHNOLOGY UNIT	F	00071006	Program Analyst
		F	00097522	Data Analyst
		F	00097860	Data Analyst

F	00100386	Data Analyst
F	00100554	Supervisory Epidemiologist
V	00095041	Data Analyst

800172 - DATA
FUSION CENTER
SERVICES Total

Grand Total

Name	Hire Date	Grade	Step	Sal Plan	Reg/Temp/Term	Fund & Title	FY 2023 Current Salary
Nolan,James	3/10/1991	13	9	DS0087	Reg	1010001 - Local	116,933.00
							116,933.00
Rouse,Benita R	11/1/2004	13	8	DS0087	Reg	1010001 - Local	113,950.00
							113,950.00
Coleman Jr.,Michael A	2/5/2007	15	0	DS0086	Reg	1010001 - Local	137,760.10
Contee,Kenneth D	12/22/2008	11	7	DS0078	Reg	1010001 - Local	84,202.00
Lassiter,Devan B	10/13/2020	11	3	DS0087	Term	4020002 - Feder	69,481.00
							291,443.10
Adams,Rodney Kyle	5/26/2020	2	0	LX0001	Reg	1010001 - Local	159,177.38
							159,177.38
Street,Adrine	11/30/2015	9	6	DS0079	Reg	1010001 - Local	67,949.00
Francis,Anna D	2/10/2003	14	0	DS0086	Reg	1010001 - Local	135,248.75
Wright,Patricia E	6/24/1985	11	10	DS0087	Reg	1010001 - Local	84,167.00
Betts,Elizabeth S	1/6/2008	13	9	DS0087	Reg	1010001 - Local	116,933.00
		9	5	DS0079	0	1010001 - Local	58,591.00
							462,888.75
Philp,Vevene A	6/7/2015	11	6	DS0087	Reg	1010001 - Local	75,775.00
Fripp,Savern M	1/23/2006	13	6	DS0087	Reg	1010001 - Local	107,984.00
Fields,Beverly A	8/23/2004	16	0	DS0086	Reg	1010001 - Local	183,822.91
Breland,Sasha-Gay I	7/15/2015	11	0	XS0001	Reg	1010001 - Local	254,881.43
McArdle,Andrew T	6/26/2017	12	1	DS0087	Reg	1010001 - Local	80,784.00
Diaz,Franciso J.	6/26/2017	PS3	0	DX0001	Reg	1010001 - Local	286,519.28
Davenport,Terencia Elliott	2/21/2017	12	6	DS0087	Reg	1010001 - Local	93,311.00

1,083,077.62

Mason,Patrice S 1/16/2001 14 5 DS0007 Reg 1010001 - Local 134,179.00

134,179.00

Gales,Perlieshia 3/3/2008 9 5 DS0078 Reg 1010001 - Local 66,078.00

Smith,Melinda Delois 2/6/2006 9 6 DS0078 Reg 1010001 - Local 67,949.00

Belle,Jeannette G 2/22/1998 9 8 DS0078 Reg 1010001 - Local 71,693.00

Tabron,Lisa M 5/21/2001 9 10 DS0078 Reg 1010001 - Local 75,436.00

Hall,Kimberli 6/11/2007 9 6 DS0078 Reg 1010001 - Local 67,949.00

Falsetti,Anthony 3/14/2022 14 0 DS0086 Reg 1010001 - Local 135,248.75

484,353.75

Lyles,Denise A 9/25/2000 16 0 DS0086 Reg 1010001 - Local 173,477.52

John,Nia 6/21/2021 12 1 DS0077 Reg 1010001 - Local 87,339.00

Wolf,Julie 1/23/2017 12 6 DS0077 Reg 1010001 - Local 100,900.00

Fields Broadbent,Leigh S 2/21/2006 14 10 DS0067 Reg 1010001 - Local 158,573.00

Ware Murrell,Tiffany N 12/1/2003 12 9 DS0077 Reg 1010001 - Local 109,036.00

Kurash,Lalynn G 2/19/2008 12 10 DS0077 Reg 1010001 - Local 111,749.00

Jamison,Latoya R 12/21/2009 12 9 DS0077 Reg 1010001 - Local 109,036.00

Johnson,John Breen 8/7/2017 12 5 DS0077 Reg 1010001 - Local 98,188.00

Wright Kelly,Melissa 3/2/2020 12 3 DS0077 Reg 1010001 - Local 92,764.00

Wood,Rebecca 1/13/2014 13 7 DS0087 Reg 1010001 - Local 110,967.00

Waters,Lawrence K 2/10/2003 12 3 DS0077 Reg 1010001 - Local 92,764.00

Pyos,Raymona 10/3/2016 12 1 DS0077 Reg 1010001 - Local 87,339.00

Diaz,Carolina 7/29/2013 14 7 DS0077 Reg 1010001 - Local 141,801.00

Kim,Katherine 5/20/2013 12 7 DS0077 Reg 1010001 - Local 103,612.00

Hubbard,Brian B 4/26/2021 11 6 DS0087 Reg 1010001 - Local 75,775.00

Cuchara,Breanna M 2/4/2019 12 1 DS0087 Temp 4020002 - Feder. 80,784.00

12 1 DS0087 0 1010001 - Local 80,784.00

11 6 DS0087 0 1010001 - Local 65,285.00

1,880,173.52

Achrati,Sara M.	7/5/2022	6C	1	DS0076	Reg	1010001 - Local	200,680.00
Zinger,Tatyana	7/5/2022	6B	1	DS0076	Reg	1010001 - Local	195,087.00
Golden,Kimberly	7/10/2017	6C	3	DS0076	Reg	1010001 - Local	210,097.00
Giese,Kristinza W.	12/27/2016	6C	5	DS0076	Reg	1010001 - Local	219,987.00
Weedn,Victor W	6/5/2022	6	8	DS0076	Temp	1010001 - Local	110,548.00
Posthumus,Jocelyn	10/24/2022	6	6	DS0076	Temp	1010001 - Local	168,352.80
		6C	0	DS0076	0	1010001 - Local	200,680.00
		6B	0	DS0076	0	1010001 - Local	195,087.00

1,500,518.80

Darby,James	4/2/2013	12	6	DS0087	Reg	1010001 - Local	93,311.00
-------------	----------	----	---	--------	-----	-----------------	-----------

93,311.00

Scurry,Derrick	10/12/2021	8	2	DS0069	Reg	1010001 - Local	61,745.00
Landrie,Rachael A.	6/16/2014	12	7	DS0087	Reg	1010001 - Local	95,816.00
Harris,Brandeon	2/14/2022	9	1	DS0069	Reg	1010001 - Local	66,082.00
Snowden,Brian	12/28/2015	8	7	DS0069	Reg	1010001 - Local	70,222.00
Randall,Kyree Devin	4/25/2022	8	1	DS0069	Reg	1010001 - Local	60,050.00
Lassiter,Kimberly A	9/28/1998	12	0	DS0086	Reg	1010001 - Local	101,033.11
Nedwell,Terencia	1/3/2023	9	3	DS0069	Reg	1010001 - Local	69,829.00
Bell,Dennis	9/24/1990	9	8	DS0069	Reg	1010001 - Local	79,198.00
Chance,Jennifer	8/3/2020	9	3	DS0069	Reg	1010001 - Local	69,829.00
Lassiter Jr.,Jeffery L	5/16/2018	9	3	DS0069	Reg	1010001 - Local	69,829.00
Edmonds,Charmaine A	6/6/2022	8	1	DS0069	Reg	1010001 - Local	60,050.00
Robinson-Porter,Latisha L	1/9/2017	8	6	DS0069	Reg	1010001 - Local	68,526.00
Mcneill,James	6/24/2019	8	4	DS0069	Reg	1010001 - Local	65,136.00
Roberts,Marcus	12/19/2022	8	1	DS0069	Reg	1010001 - Local	60,050.00
Brown,Matthew B	11/24/2008	13	6	DS0087	Reg	1010001 - Local	107,984.00
Williams,Markeshia	7/24/2017	9	5	DS0069	Reg	1010001 - Local	73,577.00
Spann,Jamie M	5/1/2017	12	5	DS0087	Reg	1010001 - Local	90,805.00
Blalock,Wyethia M	8/31/2020	8	3	DS0069	Reg	1010001 - Local	63,440.00
Hough,Bonnie T.	7/24/2017	8	5	DS0069	Reg	1010001 - Local	66,831.00
Bryant,Stephon M	4/9/2012	8	8	DS0069	Reg	1010001 - Local	71,917.00
Morris,Ronald L	3/16/2020	8	3	DS0069	Reg	1010001 - Local	63,440.00
Mason,Jahmia J.	7/19/2021	8	2	DS0069	Reg	1010001 - Local	61,745.00
Alexander,Tierra	9/12/2022	9	1	DS0069	Reg	1010001 - Local	66,082.00
Floyd,Bria	9/12/2022	9	1	DS0069	Reg	1010001 - Local	66,082.00
Guthrie,Antwan	8/15/2022	8	1	DS0069	Reg	1010001 - Local	60,050.00
		9	1	DS0069	0	1010001 - Local	66,082.00
		13	0	DS0086	0	1010001 - Local	119,416.00
		7	1	DS0079	0	1010001 - Local	48,500.00

2,023,346.11

Boardwine,Enisa S	6/2/2014	12	5	DS0087	Reg	1010001 - Local	90,805.00
Harper-Nichols,Tadessa	12/14/2015	12	5	DS0087	Reg	1010001 - Local	90,805.00
Edwards,Jessica	10/25/2021	9	2	DS0078	Reg	1010001 - Local	60,463.00
Martin,Tracie	2/7/2005	14	9	DS0087	Reg	1010001 - Local	138,184.00
Beebe-Aryee,Jenna Leigh	5/2/2005	15	0	DS0086	Reg	1010001 - Local	134,008.35
Spraggins,Renee	2/19/2019	12	5	DS0087	Reg	1010001 - Local	90,805.00
Barnes,Katherine	4/13/2020	12	4	DS0087	Reg	1010001 - Local	88,300.00
Hardin,Candace P	10/28/2019	9	4	DS0078	Reg	1010001 - Local	64,206.00
Brown,Ebele	3/28/2022	12	3	DS0087	Reg	1010001 - Local	85,794.00
Johnson,Kera	4/11/2022	9	1	DS0078	Reg	1010001 - Local	58,591.00
		12	1	DS0087	0	4020002 - Feder	80,784.00
		12	1	DS0087	#N/A	1010001 - Local	80,784.00

1,063,529.35

Tolliver Ph.D,Samantha S.	1/27/2014	16	0	DS0086	Reg	1010001 - Local	149,276.54
Raso,Stephen	10/13/2020	14	0	DS0086	Reg	1010001 - Local	127,341.90
Chopra,Kiran	11/4/2002	13	8	DS0087	Reg	1010001 - Local	113,950.00
Malcom,Scott	8/3/2020	11	2	DS0087	Reg	1010001 - Local	67,383.00
Gohil,Mariya	2/14/2022	11	1	DS0087	Reg	1010001 - Local	65,285.00
Heine,Kimberley	1/3/2022	13	4	DS0087	Reg	1010001 - Local	102,018.00
Bayard,Ciena N	9/19/2005	13	8	DS0087	Reg	1010001 - Local	113,950.00
Benzio,Katharine	3/21/2016	12	5	DS0087	Reg	1010001 - Local	90,805.00
GAO,YAQI	1/31/2022	9	1	DS0087	Reg	1010001 - Local	54,183.00
Troupe,Stephanie N	4/25/2022	12	1	DS0087	Term	4020002 - Feder	80,784.00
Kightlinger,Danylle	2/8/2016	12	6	DS0087	Reg	1010001 - Local	93,311.00
Mason,Nikia	5/20/2002	11	6	DS0078	Reg	1010001 - Local	81,933.00
Nwachukwu,Vivian	9/19/2016	12	3	DS0087	Reg	1010001 - Local	85,794.00
Pugh,Andrea	12/7/1998	11	6	DS0078	Reg	1010001 - Local	81,933.00
Fleming,James Hunter	5/23/2022	11	1	DS0087	Term	4020002 - Feder	65,285.00
		12	1	DS0087	Term	4020002 - Feder	80,784.00
		11	1	DS0087	Term	4020002 - Feder	65,285.00
		11	1	DS0087	Term	4020002 - Feder	65,285.00

1,584,586.44

Mitstifer,Paige	4/13/2020	12	2	DS0087	Reg	1010001 - Local	83,289.00
Dale III,Earl N	3/15/2021	11	1	DS0087	Temp	4020002 - Feder	65,285.00
Colleli,Kara	3/15/2021	11	1	DS0087	Temp	4020002 - Feder	65,285.00

Griffith,Wayman	5/26/2020	11	1	DS0087	Term	4020002 - Feder.	65,285.00
Davenport,Myles	8/15/2022	14	1	DS0087	Reg	1010001 - Local	109,999.00
		12	2	DS0087	Term	4020002 - Feder.	80,784.00

469,927.00

#####

Fringe @ 22.70%	Total Salary & Fringe	FTE	Local or Federal Law Compliance	Length of Vacancy
--------------------	--------------------------	-----	---------------------------------------	----------------------

26,543.79 143,476.79 1.00

26,543.79	143,476.79	1.00		
------------------	-------------------	-------------	--	--

25,866.65 139,816.65 1.00

25,866.65	139,816.65	1.00		
------------------	-------------------	-------------	--	--

31,271.54 169,031.64 1.00

19,113.85 103,315.85 1.00

15,772.19 85,253.19 1.00

66,157.58	357,600.68	3.00		
------------------	-------------------	-------------	--	--

36,133.27 195,310.65 1.00

36,133.27	195,310.65	1.00		
------------------	-------------------	-------------	--	--

15,424.42 83,373.42 1.00

30,701.47 165,950.22 1.00

19,105.91 103,272.91 1.00

26,543.79 143,476.79 1.00

13,300.16 71,891.16 1.00

5 months

105,075.75	567,964.50	5.00		
-------------------	-------------------	-------------	--	--

17,200.93 92,975.93 1.00

24,512.37 132,496.37 1.00

41,727.80 225,550.71 1.00

57,858.08 312,739.51 1.00

18,337.97 99,121.97 1.00

65,039.88 351,559.16 1.00

21,181.60 114,492.60 1.00

245,858.62	1,328,936.24	7.00
-------------------	---------------------	-------------

30,458.63	164,637.63	1.00
30,458.63	164,637.63	1.00

14,999.71	81,077.71	1.00
15,424.42	83,373.42	1.00
16,274.31	87,967.31	1.00
17,123.97	92,559.97	1.00
15,424.42	83,373.42	1.00
30,701.47	165,950.22	1.00

109,948.30	594,302.05	6.00
-------------------	-------------------	-------------

39,379.40	212,856.92	1.00
19,825.95	107,164.95	1.00
22,904.30	123,804.30	1.00
35,996.07	194,569.07	1.00
24,751.17	133,787.17	1.00
25,367.02	137,116.02	1.00
24,751.17	133,787.17	1.00
22,288.68	120,476.68	1.00
21,057.43	113,821.43	1.00
25,189.51	136,156.51	1.00
21,057.43	113,821.43	1.00
19,825.95	107,164.95	1.00
32,188.83	173,989.83	1.00
23,519.92	127,131.92	1.00
17,200.93	92,975.93	1.00
18,337.97	99,121.97	1.00
18,337.97	99,121.97	1.00
14,819.70	80,104.70	1.00

10/1/2022
10/1/2022

426,799.39	2,306,972.91	18.00	
-------------------	---------------------	--------------	--

45,554.36	246,234.36	1.00	
44,284.75	239,371.75	1.00	
47,692.02	257,789.02	1.00	
49,937.05	269,924.05	1.00	
25,094.40	135,642.40	0.33	
38,216.09	206,568.89	0.33	
45,554.36	246,234.36	0.34	7/1/2022
44,284.75	239,371.75	1.00	10/1/2022

340,617.77	1,841,136.57	6.00	
-------------------	---------------------	-------------	--

21,181.60	114,492.60	1.00	
21,181.60	114,492.60	1.00	

14,016.12	75,761.12	1.00	
21,750.23	117,566.23	1.00	
15,000.61	81,082.61	1.00	
15,940.39	86,162.39	1.00	
13,631.35	73,681.35	1.00	
22,934.52	123,967.63	1.00	
15,851.18	85,680.18	1.00	
17,977.95	97,175.95	1.00	
15,851.18	85,680.18	1.00	
15,851.18	85,680.18	1.00	
13,631.35	73,681.35	1.00	
15,555.40	84,081.40	1.00	
14,785.87	79,921.87	1.00	
13,631.35	73,681.35	1.00	
24,512.37	132,496.37	1.00	
16,701.98	90,278.98	1.00	
20,612.74	111,417.74	1.00	
14,400.88	77,840.88	1.00	
15,170.64	82,001.64	1.00	
16,325.16	88,242.16	1.00	
14,400.88	77,840.88	1.00	
14,016.12	75,761.12	1.00	
15,000.61	81,082.61	1.00	
15,000.61	81,082.61	1.00	
13,631.35	73,681.35	1.00	
15,000.61	81,082.61	1.00	10/1/2022
27,107.43	146,523.43	1.00	6 months
11,009.50	59,509.50	1.00	10/1/2022

459,299.57	2,482,645.68	28.00
-------------------	---------------------	--------------

20,612.74	111,417.74	1.00
20,612.74	111,417.74	1.00
13,725.10	74,188.10	1.00
31,367.77	169,551.77	1.00
30,419.90	164,428.25	1.00
20,612.74	111,417.74	1.00
20,044.10	108,344.10	1.00
14,574.76	78,780.76	1.00
19,475.24	105,269.24	1.00
13,300.16	71,891.16	1.00
18,337.97	99,121.97	1.00
18,337.97	99,121.97	1.00

10/1/2022
Filled as of 2/22

241,421.16	1,304,950.51	12.00
-------------------	---------------------	--------------

33,885.77	183,162.31	1.00
28,906.61	156,248.51	1.00
25,866.65	139,816.65	1.00
15,295.94	82,678.94	1.00
14,819.70	80,104.70	1.00
23,158.09	125,176.09	1.00
25,866.65	139,816.65	1.00
20,612.74	111,417.74	1.00
12,299.54	66,482.54	1.00
18,337.97	99,121.97	1.00
21,181.60	114,492.60	1.00
18,598.79	100,531.79	1.00
19,475.24	105,269.24	1.00
18,598.79	100,531.79	1.00
14,819.70	80,104.70	1.00
18,337.97	99,121.97	1.00
14,819.70	80,104.70	1.00
14,819.70	80,104.70	1.00

1/1/2022
1/1/2022
Nov-22

359,701.12	1,944,287.56	18.00
-------------------	---------------------	--------------

18,906.60	102,195.60	1.00
14,819.70	80,104.70	1.00
14,819.70	80,104.70	1.00

14,819.70	80,104.70	1.00
24,969.77	134,968.77	1.00
18,337.97	99,121.97	1.00
106,673.43	576,600.43	6.00
2,601,736.62	#####	114.00

7/1/2022

**OFFICE OF THE CHIEF MEDICAL EXAMINER
FY 2022 BONUS BY EMPLOYEE**

Agency Code	Fiscal Year	Employee Name	Position Title	Bonus or Special Pay
FX0	22	Adams,Rodney Kyle	General Counsel	5,435.33
FX0	22	Barnes,Katherine	Fatality Review Program Specia	2,929.57
FX0	22	Bayard,Ciena N	FORENSIC TOXICOLOGIST	3,890.99
FX0	22	Beebe-Aryee,Jenna Leigh	Fatality Review Program Manage	4,575.89
FX0	22	Bell,Dennis	Forensic Autopsy Technician	2,640.33
FX0	22	Belle,Jeannette G	Forensic Identification Specia	2,384.13
FX0	22	Benzio,Katharine	FORENSIC TOXICOLOGIST	3,100.69
FX0	22	Betts,Elizabeth S	Quality Control Specialist	3,737.82
FX0	22	Blalock,Wyethia M	Forensic Autopsy Transport Tec	2,108.37
FX0	22	Boardwine,Enisa S	Fatality Review Program Specia	2,987.93
FX0	22	Breland,Sasha-Gay I	Deputy Chief Medical Examiner	8,703.27
FX0	22	Brown,Matthew B	Lead Forensic Photographer	9,585.40
FX0	22	Bryant,Stephon M	Forensic Autopsy Transport Tec	2,448.04
FX0	22	Chance,Jennifer	Forensic Autopsy Technician	2,320.43
FX0	22	Chopra,Kiran	FORENSIC TOXICOLOGIST	3,789.10
FX0	22	Clingerman,Chelsea Nicolle	Forensic Pathologists Assistan	3,357.34
FX0	22	Coleman Jr.,Michael A	Chief Information Officer	4,704.00
FX0	22	Colleli,Kara	Data Analyst	2,229.26
FX0	22	Contee,Kenneth D	IT Spec (Customer Support)	2,797.72
FX0	22	Corbin-Armstrong,Jacqueline	Fatality Review Program Specia	6,000.00
FX0	22	Cuchara,Breanna M	Investigator	2,758.45
FX0	22	Dale III,Earl N	Data Analyst	2,229.26
FX0	22	Darby,James	Medical Technologist	3,100.69
FX0	22	Davenport,Terencia E	Pathology Coordinator	3,186.23
FX0	22	Diaz,Carolina	Medicolegal Investigator	4,841.97
FX0	22	Diaz,Franciso J.	Chief Medical Examiner	9,783.59
FX0	22	Fields Broadbent,Leigh S	MEDICAL LEGAL INVESTIGATOR	5,414.68
FX0	22	Fields,Beverly A	Chief of Staff	6,276.88
FX0	22	Francis,Anna D	Supervisory Quality Control &	4,450.43
FX0	22	Fripp,Savern M	Administrative Services Coordi	9,585.40
FX0	22	Gales,Perlieshia	Forensic Identification Specia	2,256.31
FX0	22	Giese,Kristinza W.	Medical Officer (Medical Exami	17,598.00
FX0	22	Griffith,Wayman	Data Analyst	2,229.26
FX0	22	Hall,Kimberli	Forensic Identification Specia	2,256.31
FX0	22	Hardin,Candace P	Staff Assistant	2,064.58
FX0	22	Harper-Nichols,Tadessa	Fatality Review Program Specia	3,015.11
FX0	22	Hough,Bonnie T.	Forensic Autopsy Transport Tec	2,282.04
FX0	22	Hubbard,Brian B	Emergency Planning Specialist	2,587.45
FX0	22	Jamison,Latoya R	FORENSIC INVESTIGATOR	3,630.59
FX0	22	John,Nia	FORENSIC INVESTIGATOR	2,870.38
FX0	22	Johnson,John Breen	FORENSIC INVESTIGATOR	3,352.76
FX0	22	Jones,Rashid M	Forensic Autopsy Transport Tec	2,282.04

**OFFICE OF THE CHIEF MEDICAL EXAMINER
FY 2022 BONUS BY EMPLOYEE**

Agency Code	Fiscal Year	Employee Name	Position Title	Bonus or Special Pay
FX0	22	Kightlinger,Danylle	FORENSIC TOXICOLOGIST	3,100.69
FX0	22	Kim,Katherine	FORENSIC INVESTIGATOR	3,537.98
FX0	22	Kurash,Lalynn G	FORENSIC INVESTIGATOR	3,815.81
FX0	22	Landrie,Rachael A.	Forensic Photographer	3,186.23
FX0	22	Lassiter Jr.,Jeffery L	Forensic Autopsy Technician	2,320.43
FX0	22	Lassiter,Devan B	IT Specialist (Customer Suppor	2,229.26
FX0	22	Lassiter,Kimberly A	Supervisory Forensic Mortuary	3,449.91
FX0	22	Lyles,Denise A	SUPVY MEDICO LEG AL INVEST	5,923.62
FX0	22	Malcom,Scott	FORENSIC TOXICOLOGIST	2,229.26
FX0	22	Martin,Tracie	Senior Fatality Review Prog Sp	4,718.49
FX0	22	Mason,Jahmia J.	Forensic Autopsy Transport Tec	2,050.47
FX0	22	Mason,Nikia	Laboratory Support Specialist	2,797.72
FX0	22	McArdle,Andrew T	RECORDS MANAGEMENT SPECIALIST	2,256.31
FX0	22	Mcneill,James	Forensic Autopsy Transport Tec	2,166.26
FX0	22	Mitstifer,Paige	Program Analyst	2,758.45
FX0	22	Morris,Ronald L	Forensic Autopsy Transport Tec	2,108.37
FX0	22	Nolan,James	Program Analyst	9,630.59
FX0	22	Nwachukwu,Vivian	FORENSIC TOXICOLOGIST	2,844.03
FX0	22	Philp,Vevene A	Executive Assistant	2,515.80
FX0	22	Pugh,Andrea	Staff Assistant	2,720.27
FX0	22	Pyos,Raymona	Forensic Autopsy Transport Tec	6,000.00
FX0	22	Pyos,Raymona	FORENSIC INVESTIGATOR	2,282.04
FX0	22	Raso,Stephen	Dep Chief Toxicologist	4,348.26
FX0	22	Robinson-Porter,Latisha L	Forensic Autopsy Transport Tec	2,282.04
FX0	22	Rouse,Benita R	Management Liaison Specialist	3,890.99
FX0	22	Smith,Melinda Delois	Forensic Identification Specia	2,256.31
FX0	22	Snowden,Brian	Forensic Autopsy Transport Tec	8,339.93
FX0	22	Spann,Jamie M	Forensic Photographer	3,100.69
FX0	22	Spraggins,Renee	Fatality Review Program Specia	3,015.11
FX0	22	Street,Adrine	RECORDS MANAGEMENT SPECIALIST	2,256.31
FX0	22	Tabron,Lisa M	Customer Support Specialist	2,511.95
FX0	22	Tolliver Ph.D,Samantha S.	Chief Toxicologist	5,097.25
FX0	22	Ware Murrell,Tiffany N	FORENSIC INVESTIGATOR	9,723.19
FX0	22	Waters,Lawrence K	FORENSIC INVESTIGATOR	3,074.93
FX0	22	Williams,Markeshia	Forensic Autopsy Technician	8,448.39
FX0	22	Wiseman,James R	FORENSIC TOXICOLOGIST	2,515.80
FX0	22	Wolf,Julie	FORENSIC INVESTIGATOR	3,352.76
FX0	22	Wood,Rebecca	Lead Forensic Investigator	3,789.10
FX0	22	Wright Kelly,Melissa	FORENSIC INVESTIGATOR	3,074.93
FX0	22	Wright,Patricia E	Quality Assurance Specialist	2,802.35
AGENCY GRAND TOTAL				326,300.30

**OFFICE OF THE CHIEF MEDICAL EXAMINER
FY 2023 BUDGET VS EXPENDITURES
THROUGH DECEMBER 2022**

Fund & Description	Cost Center Parent & Description	Program & Description	FY 2023		FY 2023 Available Balance	Variance Justification
			Revised Budget	Expenditure, Obligations & Commitments		
1010001 - LOCAL FUNDS	PS044 - ADMINISTRATION DIVISION	100022 - CONTRACTING AND PROCUREMENT - GENERAL	215,028.07	33,071.94	181,956.13	
		100042 - FLEET MANAGEMENT - GENERAL	62,777.84	5,047.60	57,730.24	
		100058 - HUMAN RESOURCE SERVICES - GENERAL	141,537.66	38,165.97	103,371.69	
		100071 - INFORMATION TECHNOLOGY SERVICES - GENERAL	414,856.43	163,112.47	251,743.96	
		100125 - RECORDS MANAGEMENT - GENERAL	510,687.36	123,995.73	386,691.63	
		150003 - AGENCY BUDGETING AND FINANCIAL MANAGEMENT SERVICES	177,191.02	40,557.39	136,633.63	
		800172 - DATA FUSION CENTER SERVICES	129,730.71	57,572.05	72,158.66	
	PS044 - ADMINISTRATION DIVISION Total		1,651,809.09	461,523.15	1,190,285.94	
	PS045 - DEATH INVESTIGATIONS & CERTIFICATION DIVISION	800159 - ANTHROPOLOGY/IDENTIFICATION	782,736.38	240,934.20	541,802.18	
		800160 - FORENSIC INVESTIGATIONS	2,142,432.02	552,178.84	1,590,253.18	
		800161 - FORENSIC PATHOLOGY	1,740,416.62	173,327.22	1,567,089.40	
		800162 - FORENSIC SUPPORT SERVICES	65,530.00	11,000.00	54,530.00	
		800163 - HISTOLOGY	141,532.27	35,577.06	105,955.21	
		800164 - MORTUARY SERVICES	3,255,690.70	878,493.45	2,377,197.25	
	PS045 - DEATH INVESTIGATIONS & CERTIFICATION DIVISION Total		8,128,337.99	1,891,510.77	6,236,827.22	
	PS046 - EXECUTIVE OFFICE OF THE CHIEF MEDICAL EXAMINER	100092 - LEGAL SERVICES - GENERAL	187,731.00	45,951.78	141,779.22	
		100151 - EXECUTIVE ADMINISTRATION	1,458,543.37	326,933.25	1,131,610.12	
	PS046 - EXECUTIVE OFFICE OF THE CHIEF MEDICAL EXAMINER Total		1,646,274.37	372,885.03	1,273,389.34	
	PS047 - FATALITY REVIEW DIVISION	800165 - CHILD FATALITY REVIEWS	1,261,755.29	270,366.14	991,389.15	
		800167 - FATALITY REVIEWS - OTHER	88,472.53	-	88,472.53	
	PS047 - FATALITY REVIEW DIVISION Total		1,350,227.82	270,366.14	1,079,861.68	
	PS065 - FORENSIC TOXICOLOGY DIVISION	800171 - FORENSIC TOXICOLOGY LAB SERVICES	2,016,073.50	880,210.67	1,135,862.83	
	PS065 - FORENSIC TOXICOLOGY DIVISION Total		2,016,073.50	880,210.67	1,135,862.83	
1010001 - LOCAL FUNDS Total			14,792,722.77	3,876,495.76	10,916,227.01	
4020002 - FEDERAL GRANTS	PS065 - FORENSIC TOXICOLOGY DIVISION	800171 - FORENSIC TOXICOLOGY LAB SERVICES	494,315.81	117,708.39	376,607.42	
	PS065 - FORENSIC TOXICOLOGY DIVISION Total		494,315.81	117,708.39	376,607.42	
4020002 - FEDERAL GRANTS Total			494,315.81	117,708.39	376,607.42	
GRAND TOTAL			15,287,038.58	3,994,204.15	11,292,834.43	

**OFFICE OF THE CHIEF MEDICAL EXAMINER
FY23 CAPITAL BALANCE REPORT
AS OF JANUARY 31, 2023**

Allotment Budget - Obligations - Expenditures = Allotment Balance
Lifetime Budget - Commitment - Obligations-Expenditure=Authority Balance

Owner Agency	Project Organization	Project & Description	Project Task	Project Subtask	Award & Description	Fund & Description	Project Classification	Data							
								P&G Lifetime Budget	P&G Allotment Budget	P&G Commitment	P&G Obligation	P&G Expenditures	P&G Allotment Balance	P&G Authority Balance	
FX0	AM0 DEPARTMENT OF GE	100056 - AM0.FX0	01	1.01	3000006 - AM0.0300.CAPITAL FUND	3030300 - LONG TERM / G. Rehab and Renovation		199,554.52	199,554.52	-	25,602.06	139,132.94	60,421.58	34,819.52	
					3000007 - AM0.0301.PAY AS YOU GC	3030301 - PAY AS YOU GO Rehab and Renovation		-	-	-	-	-	-	-	
					3000008 - AM0.0304.SHORT - TERM	3030304 - SHORT - TERM B Rehab and Renovation		-	-	-	-	-	-	-	
				1.02	3000006 - AM0.0300.CAPITAL FUND	3030300 - LONG TERM / G. Rehab and Renovation		-	-	-	-	-	-	-	
					3000007 - AM0.0301.PAY AS YOU GC	3030301 - PAY AS YOU GO Rehab and Renovation		6,210.00	6,210.00	-	-	-	6,210.00	6,210.00	
					3000008 - AM0.0304.SHORT - TERM	3030304 - SHORT - TERM B Rehab and Renovation		-	-	-	-	-	-	-	
				01 Total				205,764.52	205,764.52	-	25,602.06	139,132.94	66,631.58	41,029.52	
				04	4.01	3000006 - AM0.0300.CAPITAL FUND	3030300 - LONG TERM / G. Rehab and Renovation	-	-	-	-	-	-	-	
					3000007 - AM0.0301.PAY AS YOU GC	3030301 - PAY AS YOU GO Rehab and Renovation		-	-	-	-	-	-	-	
					3000008 - AM0.0304.SHORT - TERM	3030304 - SHORT - TERM B Rehab and Renovation		100,000.00	100,000.00	-	-	-	100,000.00	100,000.00	
				4.02	3000006 - AM0.0300.CAPITAL FUND	3030300 - LONG TERM / G. Rehab and Renovation		-	-	-	-	-	-	-	
					3000007 - AM0.0301.PAY AS YOU GC	3030301 - PAY AS YOU GO Rehab and Renovation		346,314.94	346,314.94	-	36,175.70	85,164.70	261,150.24	224,974.54	
					3000008 - AM0.0304.SHORT - TERM	3030304 - SHORT - TERM B Rehab and Renovation		-	-	-	-	-	-	-	
				4.03	3000006 - AM0.0300.CAPITAL FUND	3030300 - LONG TERM / G. Rehab and Renovation		1,769,058.50	1,769,058.50	-	187,005.24	751,217.11	1,017,841.39	830,836.15	
					3000007 - AM0.0301.PAY AS YOU GC	3030301 - PAY AS YOU GO Rehab and Renovation		-	-	-	-	-	-	-	
					3000008 - AM0.0304.SHORT - TERM	3030304 - SHORT - TERM B Rehab and Renovation		-	-	-	-	-	-	-	
				4.04	3000006 - AM0.0300.CAPITAL FUND	3030300 - LONG TERM / G. Rehab and Renovation		-	-	-	-	-	-	-	
					3000007 - AM0.0301.PAY AS YOU GC	3030301 - PAY AS YOU GO Rehab and Renovation		-	-	-	-	-	-	-	
					3000008 - AM0.0304.SHORT - TERM	3030304 - SHORT - TERM B Rehab and Renovation		-	-	-	-	-	-	-	
				04 Total				2,215,373.44	2,215,373.44	-	223,180.94	836,381.81	1,378,991.63	1,155,810.69	
		100056 - AM0.FX0FRC.OCME FACILITY RENOVATION AT THE CFL Total							2,421,137.96	2,421,137.96	-	248,783.00	975,514.75	1,445,623.21	1,196,840.21
	AM0 DEPARTMENT OF GENERAL SERVICES Total								2,421,137.96	2,421,137.96	-	248,783.00	975,514.75	1,445,623.21	1,196,840.21
	FX0 OFFICE OF THE CHIEF	100426 - FX0.FXE	05	5.01	3000075 - FX0.0304.SHORT - TERM B	3030304 - SHORT - TERM B Building Furniture, Fixtures Ar		5,014,000.00	5,014,000.00	582,826.07	535,741.95	2,546,035.13	1,885,138.80	1,349,396.85	
				05 Total				5,014,000.00	5,014,000.00	582,826.07	535,741.95	2,546,035.13	1,885,138.80	1,349,396.85	
		100426 - FX0.FXEERC.EQUIPMENT REPLACEMENT AT THE CFL Total							5,014,000.00	5,014,000.00	582,826.07	535,741.95	2,546,035.13	1,885,138.80	1,349,396.85
	FX0 OFFICE OF THE CHIEF MEDICAL EXAMINER Total								5,014,000.00	5,014,000.00	582,826.07	535,741.95	2,546,035.13	1,885,138.80	1,349,396.85
Grand Total								7,435,137.96	7,435,137.96	582,826.07	784,524.95	3,521,549.88	3,330,762.01	2,546,237.06	

**PUBLIC SAFETY AND JUSTICE AGENCY
OFFICE OF THE CHIEF FINANCIAL OFFICER
FY 2022 AND FY 2023 FEDERAL & PRIVATE GRANTS LIST**

GRANTOR NAME	GRANT NAME	AWARD NUMBER	GRANT NO.	PURPOSE	GRANT PERIOD START	GRANT PERIOD END	WAS THE PURPOSE ACHIEVED?	AWARD AMOUNT	FY 2022 AMOUNT EXPENDED	FY 2022 AMOUNT LAPSING	FY 2023 BUDGET	FY 2023 EXPENDED /OBLIGATED THROUGH DECEMBER
Department of Justice	FY20 Comprehensive Opioid, Stimulant, and Substance Abuse Program (COSSAP)	2020-AR-BX-0046	COSAPF	Develop, implement, or expand comprehensive programs in response to illicit opioids, stimulants or other substances of abuse	10/1/20	9/30/2023	Yes	1,200,000.00	265,764.99	-	494,315.81	155,723.26
Department of Justice	Strengthening the Medical Examiner-Coroner System Program	202-DQ-BX-0035	FEL02F	Increase the supply of Forensic Pathologists and support the enhancement of medicolegal death investigations	10/1/20	9/30/2022	Yes	125,000.00	67,514.52	34,734.64	-	-



GOVERNMENT OF THE DISTRICT OF COLUMBIA
OFFICE OF THE CHIEF MEDICAL EXAMINER

401 E Street, SW – 6th Floor
Washington, DC 20024



Opioid-related Fatal Overdoses: January 1, 2017 to October 31, 2022

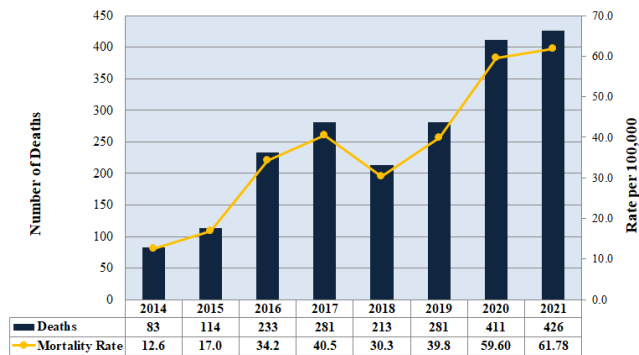
Report Date: January 23, 2023

The DC Office of the Chief Medical Examiner (OCME) investigated a total of **1976¹** deaths due to the use of opioids from January 1, 2017 through October 31, 2022. This report examines the presence of opioids (*heroin, fentanyl, fentanyl analogs, morphine, prescription opioids and the general category of opiates*) in deaths observed at the OCME.

Trends in Deaths due to Opioid Use

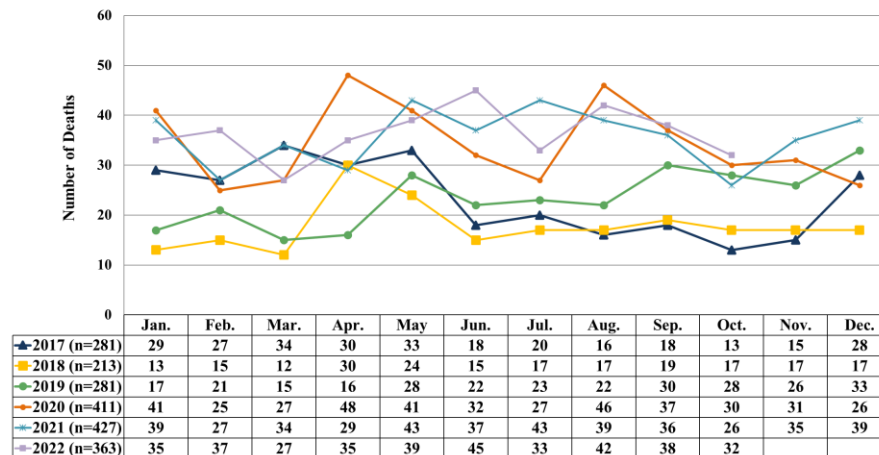
Similarly to the rest of the country, the number of fatal opioid overdoses in the District increased between 2014 and 2017 (Fig.1(a)). Despite observing a decrease in fatal opioid overdoses in 2018, the number of opioid overdoses increased by 32% (n=281) in 2019. On average, there were 17 opioid overdoses per month in 2018 and 23 opioid overdoses per month in 2019. This trend of increasing opioid overdoses continued into 2020 and 2021, which saw averages of 34 and 36 opioid overdoses per month, respectively. **There has been a total of 363 opioid overdoses in 2022 year to date.**

Fig. 1(a) Number and Rate of OCME Cases by Year, 2014-2021



*Due to the pending population size for 2021, 2020 data was used to calculate mortality rate: <https://www.census.gov/quickfacts/fact/table/DC#>

Fig. 1(b): Number of Drug Overdoses due to Opioid Use by Month and Year (N=1976)

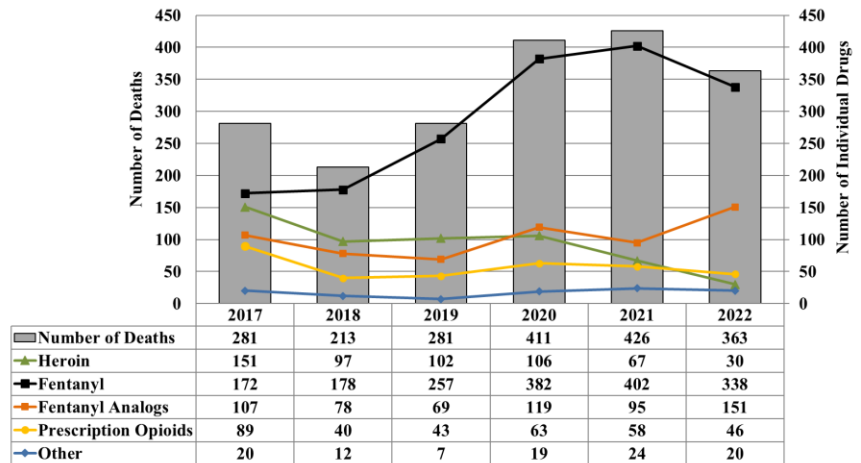


¹ The data presented in this report includes 22 cases with deaths due to opioid drug use where the Manner of Death was not “Accident”: 5 cases in 2014, 2 cases in 2015, 4 cases in 2016, 5 cases in 2017, 2 cases in 2018, 3 cases in 2019, 6 cases in 2021, and 4 cases in 2022.

Incidence of Opioids by Year

Figure 2 displays the illicit and prescription opioids identified through toxicology testing of the decedents from 2017 to October 31, 2022. In 2016, the most prevalent drug identified was heroin. However, beginning in 2017, the most prevalent drug identified is fentanyl. The most prevalent fentanyl analogs identified are furanyl fentanyl, p-fluoroisbutyryl fentanyl, acetyl fentanyl and despropionyl fentanyl (4-ANPP).

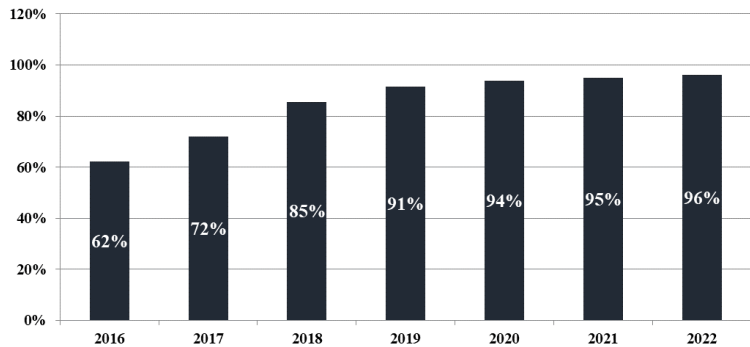
Fig. 2: Total Number of Opioid Drugs Contributing to Drug Overdoses by Year (All Opioids)



Increase in Fentanyl/Fentanyl Analogs in Opioid Overdoses

Figure 3 highlights the increasing percentage of cases containing fentanyl or fentanyl analogs. The percentage of cases containing fentanyl or a fentanyl analog has gradually increased since 2015. In 2016, 62% of cases involved fentanyl or a fentanyl analog. The noticeable increase in the presence of fentanyl and fentanyl analogs began in March 2016, with over half of the cases containing fentanyl. In 2020, 94% of the cases contained fentanyl or a fentanyl analog.

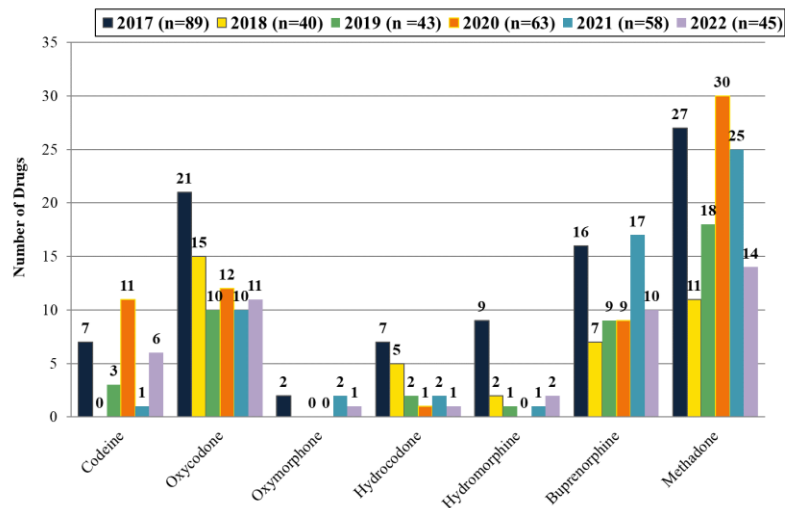
Figure 3: Percent of Overdose Deaths Involving Fentanyl 2016-2022



Prescription Opioids

There were 334 prescription opioids found in the opioid overdoses between January 1, 2017 and October 31, 2022 (Fig. 4). The number of prescription opioids identified in fatal opioid overdoses decreased significantly between 2017 (n=89) and 2018 (n=40). However, the number of prescription opioids identified in fatal opioid deaths increased to 63 in 2020. Figure 4 illustrates that methadone and oxycodone are currently the most prevalent prescription opioids identified.²

Fig. 4: Number of Prescription Opioids Contributing to Drug Overdoses by Year (n=334)



² There is one case in 2022 where intoxication involving general category of benzodiazepines contributed to cause of death.

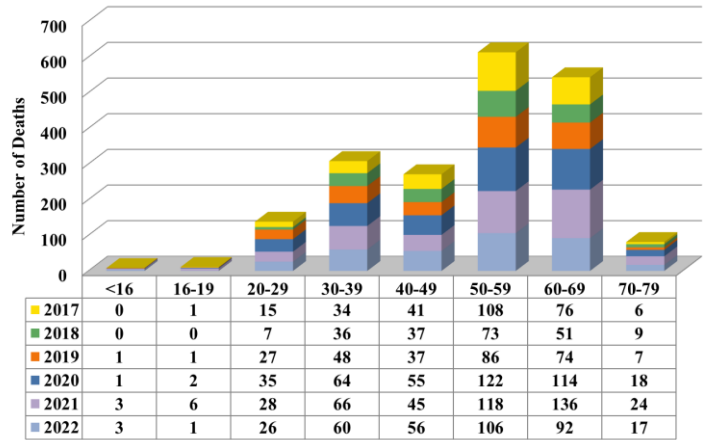


Demographics

Age

Approximately **72%** of all fatal opioid overdoses occur among adults between the ages of 40-69 years old (Fig. 5). **31%** of deaths due to opioid use occurred among people ages 50 to 59.

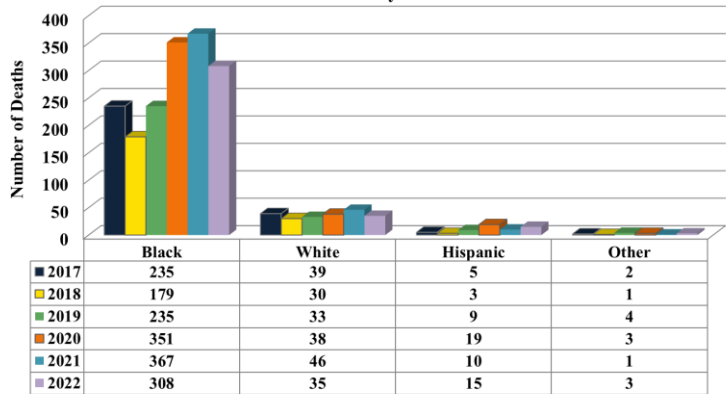
Fig. 5: Drug Overdoses due to Opioid Use by Age



Race/Ethnicity

Overall, **1675** or **85%** of all deaths due to opioid use were among Blacks (Fig. 6). This trend remains consistent across years.

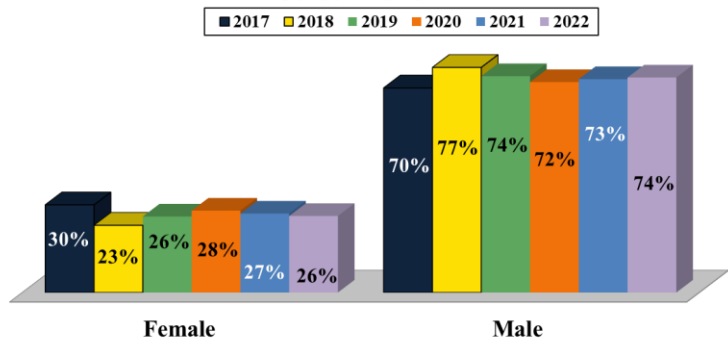
Fig. 6: Number of Drug Overdoses due to Opioid Use by Race/Ethnicity and Year



Gender²

Fatal overdoses due to opioid drug use were more common among **males** (Fig. 7).

Figure 7: Percentage of Drug Overdoses due to Opioid Use by Gender and Year



² The data presented in this report includes 1 transgender female death in 2022.



Jurisdiction of Residence

The majority of the decedents were residents of DC (Fig.8). From January 1, 2017 to October 31, 2022, opioid-related fatal overdoses were most prevalent in **Wards 5, 7 & 8** (n=899) (Fig.9). However, there are variations across years.

Fig. 8: Number of Drug Overdoses due to Opioid Use by Jurisdiction of Residence and Year

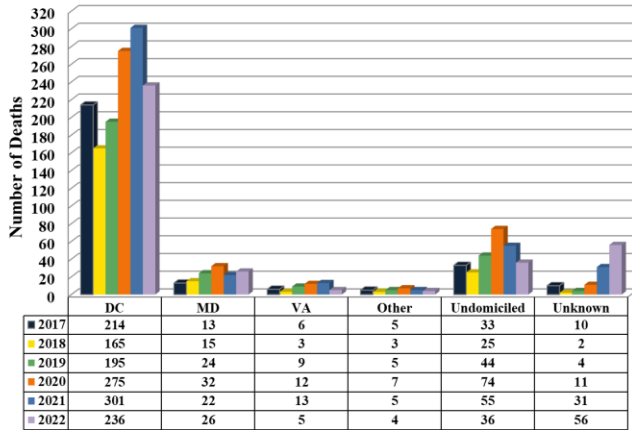


Fig. 9: Number of Drug Overdoses due to Opioid Use by Ward of Residence and Year

