

**GOVERNMENT OF THE DISTRICT OF COLUMBIA
DEPARTMENT OF SMALL AND LOCAL BUSINESS DEVELOPMENT**



**Responses to Fiscal Year 2023-2024
Performance Oversight Pre-Hearing Questions**

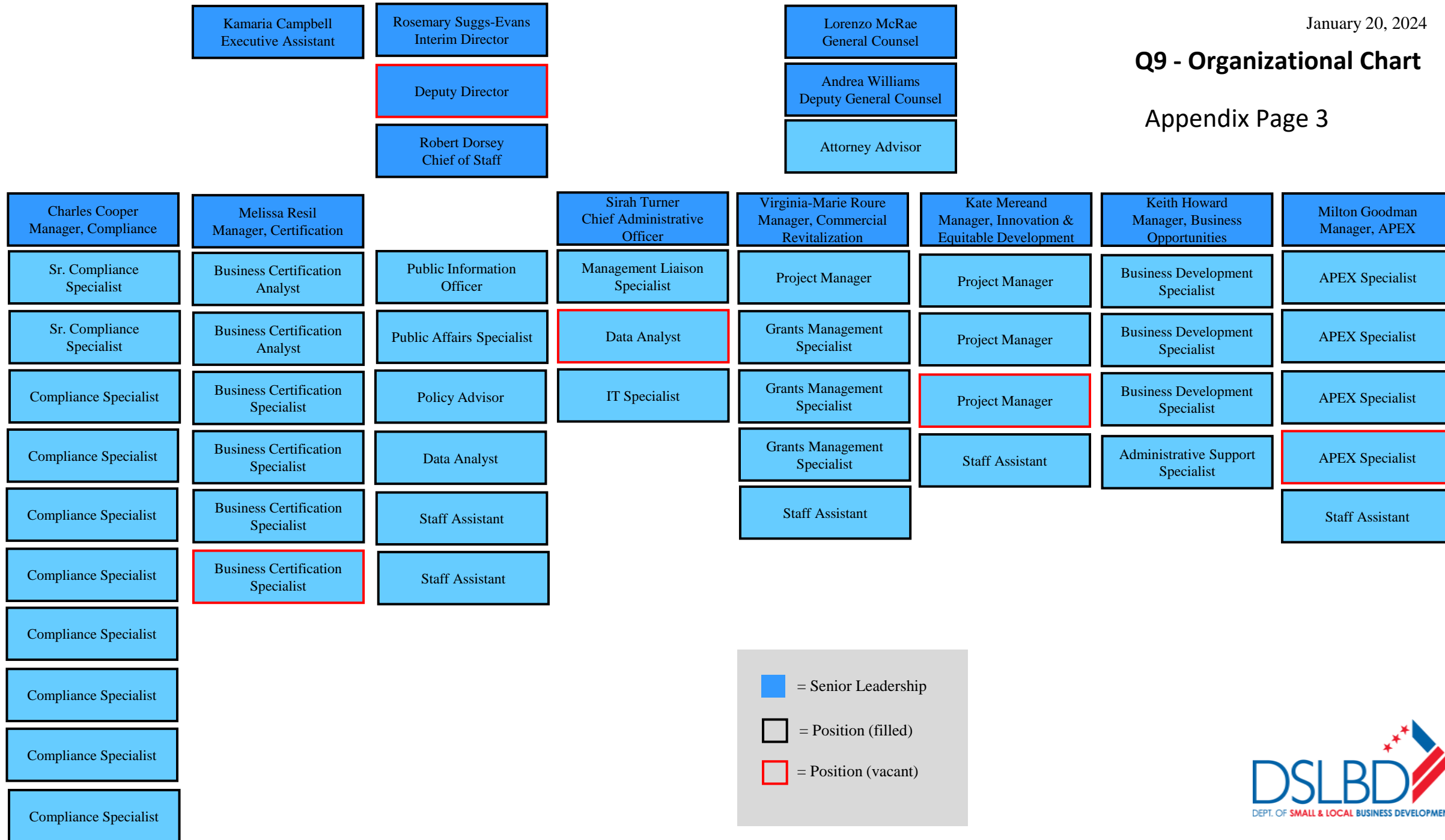
APPENDIX

THE APPENDIX

Document	Appendix Page Number
Q9 – Organizational Chart	3
Q10 – Schedule A	4
Q12a – Communication Devices FY23/24	5
Q12b – Vehicles Owned	9
Q12c – Travel Expenses	10
Q13 – Mobile Devices FY23/24	11
Q14 – Intra District Transfers	16
Q16 – Special Purpose Revenues	18
Q17 – PCARD Expenditures	19
Q21(b)(c) – ENS16 Small Business IT System	22
Q22a – Over & Under Spending	24
Q22b – Cost Allocation Plans	26
Q23 – Reprogramming Data	28
Q24 – List of Grants	29
Q26 – Agency Contracts	30
Q33 – Performance Accountability Report	32
Q34 – FY24 Performance Plan	40
Q34 – FY24 Performance Plan Changes	44
Q36 – Foggy Bottom Study	45
Q43 – CBE Expenditure Report	94
Q56 – DSLBD IT Systems	96
Q66 – DES Deliverables	110
Q75b – List of DBEs	113
Q91 – Compliance SOPs	126
Q102 – Approved Waivers by NIGP Codes	148
Q103 – Approved Waivers	151
Q103 – Denied Waivers	166
Q104 – CBE Revocation List	167
Q106 – Closed PPD Projects	173
Q107 – All PPD Projects	175
Q108 – Development & Construction Projects	181
Q113 – Detailed Grant Distribution	185
Q115a – Jobs, New & Closed Businesses	186
Q115bA – List of Subgrants	187
Q116 – Main Street Goals	200
Q119b – Main Street Budgets	204
Q120 – Clean Teams & Budgets	210
Q121 – Main Street Grantees	212

Q9 - Organizational Chart

Appendix Page 3



= Senior Leadership
 = Position (filled)
 = Position (vacant)



Q10 Schedule A

Position Number	Title	Name	Empid#	Hire Date	Grade	Step	Salary	Job Code	Funding Ag	HR Agency	Combo Co	Distributo	Fund	Program	CostCenter	Reports to Name	Position Effective Date	F/P Time	Reg/Temp	Work Sched	WAE	WGI Due Date	Gvt Lst Date	Hourly Rate	Budget Date
0000510	BUSINESS CERT SPMC	Beasley,Cory D	0000510	2/15/2003	12	10	30033	000313	END	EN	00014637	100	1010001	300108	30135	Resil Melissa	10/12/2016	F	Reg	F	N	3/14/2021	49.97327	10/1/2023	
0002640	Staff Assistant	Golson,Cynthia A	0007248	6/3/2013	9	4	59378	502096	END	EN	00015192	100	1010001	300111	30138	Mereand Katherine Anne	7/27/2021	F	Reg	F	N	8/25/2024	28.547115	10/1/2023	
0002862	Compliance Specialist	Ostb,Benjamin	0018113	8/2/2021	12	3	85794	554755	END	EN	00014637	100	1010001	300105	30137	Cooper Charles	3/13/2020	F	Reg	F	N	8/1/2024	81.3/2023	41.247115	10/1/2023
0002965	Special Assistant	Campese,Karina M	0018108	8/3/2021	13	1	80689	552428	END	EN	00014637	100	1010001	100153	30146	VACANT	1/31/2023	F	Reg	F	N	9/25/2023	44.744712	10/1/2023	
0003010	PROJECT MANAGER	Nixon,Camille J	0003005	8/2/2006	14	10	141707	550464	END	EN	00015192	100	1010001	300111	30138	Mereand Katherine Anne	1/13/2021	F	Reg	F	N	9/22/2024	68.126365	10/1/2023	
0003388	Chief of Staff	Dorsey,Robert J	00110470	9/3/2019	15	0	142000	552145	END	EN	00014637	100	1010001	100153	30146	VACANT	3/12/2023	F	Reg	F	N	3/26/2023	68.269231	10/1/2023	
0003576	PROJECT MGR	Lashley,Lincoln H	00007148	1/13/2003	13	4	102018	002255	END	EN	00015192	100	1010001	300111	30138	Mereand Katherine Anne	8/7/2019	F	Reg	F	N	5/13/2019	49.05	10/1/2023	
0003901	Business Certification spec	Owovore,Brian	0012811	4/24/2023	12	1	80784	550688	END	EN	00014637	100	1010001	300108	30135	Resil Melissa	10/12/2016	F	Reg	F	N	5/6/2024	424/2023	38.83462	10/1/2023
0003982	Compliance Specialist	Scaini,Matthew	00125038	9/12/2022	12	3	85794	554755	END	EN	00014637	100	1010001	300105	30137	Cooper Charles	10/20/2021	F	Reg	F	N	9/22/2024	9/24/2023	41.247115	10/1/2023
0004023	IT Specialist (Applications so	Freeman,Angela R	00091239	5/26/2002	13	0	80689	556196	END	EN	00014636	100	1010001	100071	30143	Turner Sirah D	4/23/2023	F	Reg	F	N	11/20/2024	44.74	10/1/2023	
0004247	Business Development Specials	Booker,Kevin	00121563	1/12/2023	9	1	54183	550705	END	EN	00014637	100	1010001	100153	30146	Turner Sirah D	6/15/2021	F	Reg	F	N	6/30/2024	7/2/2023	40.042788	10/1/2023
0004274	Program Manager	Resil,Melissa	00000173	10/12/2003	14	0	138000	550856	END	EN	00014637	100	1010001	300108	30135	Dorsey Robert J	9/24/2023	F	Reg	F	N	10/20/2025	5/29/2016	65.384615	10/1/2023
0004319	General Counsel	McKen,Lorena	00074854	8/5/2019	2	0	175000	550255	END	EN	00014636	100	1010001	100002	30141	Dorsey Robert J	9/24/2023	F	Reg	F	N	8/1/2024	12/2/2021	64.134615	10/1/2023
0004380	Administrative Support Special	Williams,India	00129909	7/12/2023	11	1	65285	551820	END	EN	00014637	100	1010001	300104	30136	Roure Virginia Marie	11/20/2022	F	Reg	F	N	8/10/2025	7/24/2023	31.387019	10/1/2023
0004382	Actin Small and Local Bus	Suggs-Evans,Rosemary C	00070031	9/10/2012	E2	0	139600	550666	END	EN	00014637	100	1010001	100153	30146	Hunter S, Delano D	3/26/2023	F	Reg	F	N	3/26/2023	93.076923	10/1/2023	
0004580	Management Liaison Specialist	Cruz,Emmy	00080956	7/27/2015	13	3	99035	553644	END	EN	00014636	100	1010001	100058	30146	Turner Sirah D	6/15/2021	F	Reg	F	N	11/2/2025	1/14/2024	47.612981	10/1/2023
0004637	Compliance Specialist	Curtis,Gomez,Emilia	00119036	9/17/2018	13	2	96052	552368	END	EN	00014637	100	1010001	300105	30137	Cooper Charles	9/24/2023	F	Reg	F	N	11/20/2024	11/9/2023	46.178846	10/1/2023
0005178	IT Spec (Application Software)	Duen,Neil G	00055993	1/30/2012	12	2	83289	551059	END	EN	00014636	100	1010001	100101	30143	Turner Sirah D	6/15/2021	F	Term	F	N	10/15/2024	12/17/2023	40.042788	10/1/2023
0005180	Business Development Specials	Muenn,Alza	00127462	3/27/2023	12	1	80784	551647	END	EN	00014637	100	1010001	300104	30134	Howard Keith	1/29/2023	F	Reg	F	N	4/7/2024	3/27/2023	38.83462	10/1/2023
0005736	Business Procurement Specials	Steinle,Jonathan	00089890	8/1/2022	12	2	83289	550490	END	EN	00014637	15	1010001	300113	30148	Goodman James M	10/10/2023	F	Reg	F	N	8/1/2024	8/13/2023	40.042788	10/1/2023
0007734	Manager Small Business Techno	Mereand,Katherine Anne	00026081	8/22/2016	14	0	142000	554732	END	EN	00015192	100	1010001	100153	30138	Dorsey Robert J	9/24/2023	F	Reg	F	N	8/1/2024	8/13/2023	40.042788	10/1/2023
0007738	Procure. Tech. Assiste. Spec.	Noel,Venessa	00084156	12/17/2014	13	8	113950	554644	END	EN	00014637	15	1010001	300113	30148	Goodman James M	10/23/2016	F	Reg	F	N	11/17/2024	11/20/2022	54.78864	10/1/2023
0007748	Procure. Tech. Assiste. Spec.	King,Earl	00090010	1/25/2016	13	3	99035	554644	END	EN	00014637	15	1010001	300113	30148	Goodman James M	10/23/2016	F	Reg	F	N	11/17/2024	11/20/2022	54.78864	10/1/2023
0007749	Procure. Tech. Assiste. Spec.	King,Earl	00090010	1/25/2016	13	3	99035	554644	END	EN	00014637	15	1010001	300113	30148	Goodman James M	10/23/2016	F	Reg	F	N	6/2/2024	6/4/2023	47.612981	10/1/2023
0007749	Procure. Tech. Assiste. Spec.	King,Earl	00090010	1/25/2016	13	3	99035	554644	END	EN	00014637	15	1010001	300113	30148	Goodman James M	10/23/2016	F	Reg	F	N	6/2/2024	6/4/2023	47.612981	10/1/2023
0007750	Procure. Tech. Assiste. Mgr	Goodman,James M	00071829	3/1/2013	14	0	128594	554645	END	EN	00014637	85	4020002	300113	30148	Goodman James M	9/24/2003	F	Reg	F	N	1/13/2024	1/8/2019	61.822284	10/1/2023
0007750	Procure. Tech. Assiste. Mgr	Goodman,James M	00071829	3/1/2013	14	0	128594	554645	END	EN	00014637	85	4020002	300113	30148	Dorsey Robert J	9/24/2003	F	Reg	F	N	6/2/2024	6/4/2023	47.612981	10/1/2023
0007753	Administrative Support Special	Harris,Ashley L	00068075	8/4/2012	11	4	71579	551820	END	EN	00014637	100	1010001	300105	30137	Roure Virginia Marie	5/7/2023	F	Reg	F	N	1/28/2024	1/28/2023	34.412981	10/1/2023
0007757	Manager Small Business Develo	Howard,Keith	00111009	9/30/2019	14	0	118650	554721	END	EN	00014637	100	1010001	300104	30134	Dorsey Robert J	9/24/2023	F	Reg	F	N	7/2/2023	57.042659	10/1/2023	
0007758	Project Coordinator	Sanchez,Javier	00125020	9/12/2022	12	3	85794	556184	END	EN	00015192	100	1010001	300111	30138	Mereand Katherine Anne	7/30/2023	F	Reg	F	N	9/22/2024	9/24/2023	41.247115	10/1/2023
0007758	Deputy General Counsel	Williams,Andrea C	00120662	10/15/2022	1	0	133000	555254	END	EN	00014636	100	1010001	100092	30141	McRae Lorenza	7/30/2023	F	Reg	F	N	10/20/2024	10/20/23	63.942308	10/1/2023
0007758	Manager Retail Business Devel	Roux,Virginia Marie	00102760	11/6/2021	14	0	138000	554730	END	EN	00014637	100	1010001	300104	30136	Dorsey Robert J	9/24/2023	F	Reg	F	N	12/17/2023	56.730709	10/1/2023	
00078176	Compliance Specialist	Capers,Bicky	00091442	6/20/2016	12	6	93311	554755	END	EN	00014637	100	1010001	300105	30137	Cooper Charles	8/29/2021	F	Reg	F	N	7/28/2024	7/21/2022	44.861658	10/1/2023
00078177	Compliance Specialist	McCall,Matey,Monica J	00033945	11/13/2006	13	7	110967	552368	END	EN	00014637	100	1010001	300105	30137	Cooper Charles	10/10/2021	F	Reg	F	N	12/14/2025	12/17/2023	56.394519	10/1/2023
0007873	Business Certification spec				12	0	80784	550688	END	EN	00014637	100	1010001	300108	30135	Resil Melissa	3/27/2022	F	Reg	F	N		38.84	10/1/2023	
0008542	Deputy Director				16	0	109148	550297	END	EN	00014637	100	1010001	100153	30146	Suggs-Evans Rosemary D	3/12/2023	F	Reg	F	N		81.32	10/1/2023	
0008617	Compliance Specialist	Johnson,Nancy	00081651	7/14/2014	12	6	93311	554755	END	EN	00014637	100	1010001	300105	30137	Cooper Charles	3/13/2020	F	Reg	F	N	9/22/2024	9/25/2022	44.861658	10/1/2023
0008657	Compliance Specialist	Williams,Joanna	00120788	1/5/2023	12	3	85794	554755	END	EN	00014637	100	1010001	300105	30137	Cooper Charles	3/13/2020	F	Term	F	N	1/12/2025	1/14/2024	41.247115	10/1/2023
0008858	Manager Compliance & Enforcem	Cooper,Charles	00128174	4/24/2023	14	0	130000	554729	END	EN	00014637	100	1010001	300105	30137	Dorsey Robert J	9/24/2023	F	Reg	F	N	4/24/2023	62.5	10/1/2023	
0008919	Business Certification spec				12	0	80784	550688	END	EN	00014637	100	1010001	300108	30135	Mereand Katherine Anne	10/10/2021	F	Reg	F	N		38.84	10/1/2023	
00089120	Business Certification Analyst	Corbin,Michael	00115213	9/14/2020	13	2	96052	556623	END	EN	00014637	100	1010001	300108	30135	Resil Melissa	10/10/2021	F	Reg	F	N	11/3/2024	1/15/2023	46.178846	10/1/2023
00090792	Compliance Specialist	Thomas,Karina	00122849	6/21/2022	12	2	83289	554755	END	EN	00014637	100	1010001	300105	30137	Cooper Charles	10/10/2021	F	Reg	F	N	6/30/2024	7/2/2023	40.042788	10/1/2023
00090793	Compliance Specialist	Wallace,Terrance A	00103983	7/2/2018	12	6	93311	554755	END	EN	00014637	100	1010001	30											

FY23 Employees List Cellphone Comms Devices		
Type Device	Name	Year
Cellular	Aliece Hinton	FY24
Cellular	Amanda Wright	FY24
Cellular	Angela Freeman	FY24
Cellular	Neil Dixon	FY24
Cellular	Ashely Freeman	FY24
Cellular	Benjamin Cobb	FY24
Cellular	Berchel Douglas	FY24
Cellular	Dexter Williams	FY24
Air-Card/ MiFi	Camille Nixon	FY24
Cellular	Camille Nixon	FY24
iPad	Camille Nixon	FY24
Cellular	Andrea Williams	FY24
iPad	Certification Team	FY24
iPad	Certification Team	FY24
iPad	Certification Team	FY24
Cellular	Charlene Louis	FY24
Cellular	Coreyd Beasley	FY24
Cellular	Jessica Mailander	FY24
Cellular	India Williams	FY24
Cellular	Cynthia Golson	FY24
Cellular	Earl King	FY24
Cellular	Emilia Cortes-Gomez	FY24
Cellular	Brian O	FY24
Cellular	Jasmine Boyd	FY24
Cellular	Ashely Harris	FY24
Cellular	Javier Sanchez	FY24
Cellular	Jenny Cruz	FY24
Air-Card/ MiFi	Jenny Cruz	FY24
Cellular	Joanna Williams	FY24
Cellular	Jonathan Steele	FY24
Cellular	Kamaria Campbell	FY24
Cellular	Karina Thomas	FY24
Cellular	Katherine Mereand	FY24
iPad	Katherine Mereand	FY24
Cellular	Katina Bolden	FY24
Cellular	Keith Howard	FY24
Cellular	Kevin Booker	FY24
Cellular	Lincoln Lashley	FY24
Cellular	Lorenzo Mcrae	FY24

Cellular	Marjhorys Ibarquen	FY24
Cellular	Mary Wright	FY24
Cellular	Mathew Scanlin	FY24
Cellular	Melissa Resil	FY24
Cellular	Michelle Harris	FY24
Cellular	Milton Goodman	FY24
Cellular	Monica Mccall-Matey	FY24
Cellular	Nancy Johnson	FY24
Cellular	Ricky Capers	FY24
Cellular	Robert Dorsey	FY24
Cellular	Rosemary Suggs-Evans	FY24
Cellular	Shannon Taylor	FY24
iPad	Shannon Taylor	FY24
Cellular	Sirah Turner	FY24
Cellular	Terrance Wallace	FY24
Cellular	Charles Cooper	FY24
Cellular	Venessa Kadiri	FY24
Cellular	Virginia-Marie Roure	FY24
Cellular	Cassandra Bryant	FY24
Cellular	Michael Corbin	FY24

Q12a - Communication Devices FY23

FY23 Employees List Cellphone Comms Devices		
Type Device	Name	Year
Cellular	Aliece Hinton	FY23
Cellular	Amanda Wright	FY23
Cellular	Angela Freeman	FY23
Cellular	Anthony Lemon	FY23
Cellular	Ashely Freeman	FY23
Cellular	Benjamin Cobb	FY23
Cellular	Berchel Douglas	FY23
Cellular	Brandon Motley	FY23
Air-Card/ MiFi	Camille Nixon	FY23
Cellular	Camille Nixon	FY23
iPad	Camille Nixon	FY23
Cellular	Caroline Howe	FY23
iPad	Caroline Howe	FY23
Cellular	Carolyn Smallwood	FY23
iPad	Certification Team	FY23
iPad	Certification Team	FY23
iPad	Certification Team	FY23
Cellular	Charlene Louis	FY23
Cellular	Coreyd Beasley	FY23
Cellular	Courtney Barbour	FY23
Cellular	Cristina Amoruso	FY23
Cellular	Cynthia Golson	FY23
Cellular	Earl King	FY23
Cellular	Emilia Cortes-Gomez	FY23
Cellular	Erin Johnson	FY23
Cellular	Jasmine Boyd	FY23
Cellular	Jasmine Mckoy	FY23
Cellular	Javier Sanchez	FY23
Cellular	Jenny Cruz	FY23
Air-Card/ MiFi	Jenny Cruz	FY23
Cellular	Joanna Williams	FY23
Cellular	Jonathan Steele	FY23
Cellular	Kamaria Campbell	FY23
Cellular	Karina Thomas	FY23
Cellular	Katherine Mereand	FY23
iPad	Katherine Mereand	FY23
Cellular	Katina Bolden	FY23
Cellular	Keith Howard	FY23
Cellular	Kevin Booker	FY23

Cellular	Kristi Whitfield	FY23
Cellular	Lauren Adkins	FY23
Cellular	Lincoln Lashley	FY23
Cellular	Lorenzo Mcrae	FY23
Cellular	Loretta Norfleet	FY23
Cellular	Marcia Harris	FY23
Cellular	Marjhorys Ibarquen	FY23
Cellular	Mary Wright	FY23
Cellular	Mathew Scanlin	FY23
Cellular	Melissa Resil	FY23
Cellular	Michelle Harris	FY23
Cellular	Milton Goodman	FY23
Cellular	Monica Mccall-Matey	FY23
Cellular	Nancy Johnson	FY23
Cellular	Quintina Brown	FY23
Cellular	Ricky Capers	FY23
Cellular	Robert Dorsey	FY23
Cellular	Rosemary Suggs-Evans	FY23
Cellular	Shannon Taylor	FY23
iPad	Shannon Taylor	FY23
Cellular	Sherri Battle	FY23
Cellular	Sirah Turner	FY23
Cellular	Terrance Wallace	FY23
Cellular	Tyrone Hankerson	FY23
Cellular	Venessa Kadiri	FY23
Cellular	Virginia-Marie Roure	FY23
Cellular	Wanda Stansbury	FY23
Cellular	Yolanda Roy	FY23
Cellular	Dexter Williams	FY23
Cellular	India Williams	FY23
Cellular	Brian O	FY23
Cellular	Ashely Harris	FY23
Cellular	Charles Cooper	FY23

DSLBD FY22 and FY23 Motor Pool

<i>Agency Motor Pool</i>			
Year	Make	Model	Tag Number
2010	Ford	Impala	DC6051
2020	Toyota	Prius	DC13393

- The ford Impala is assigned to the DSLBD Director, and there have been no accidents to report in FY23 or FY24 to date.
- The Prius is for agency use, and there were no accidents in FY23 and FY24 to date.

Employee Travel Expenses FY23				
Employee	Destination	Purpose	Expense	Date
Courtney Barbour	Miami, Florida	Art Basil	\$2,181.55	11/30/2022-12/4/2022
Kristi Whitfield	Miami, Florida	Art Basel	\$2,181.55	11/30/2022-12/4/2022
Lorenzo, McRae	Chicago, Illinois	NLE Conference	\$2,046.37	11/2/2022-11/5/2022
Cristina Amoruso	Boston, Mass	Main Street Conference	\$1,425.46	3/25/2023 - 3/28/2023
Virginia Marie Roure	Boston, Mass	Main Street Conference	\$1,425.46	3/25/2023 - 3/28/2023
Kristi Whitfield	Boston, Mass	Main Street Conference	\$1,425.46	3/25/2023 - 3/28/2023

Employee Travel Expenses FY24				
Employee	Destination	Purpose	Expense	Date
Jasmine Boyd	Miami, Florida	Art Basel	\$2,173.05	12/6/2023 - 12/10/2023
Charlene Louise	Miami, Florida	Art Basel	\$2,173.05	12/6/2023 - 12/10/2023
Jessica Mailander	Miami, Florida	Art Basel	\$2,173.05	12/6/2023 - 12/10/2023

FY23

	Service Type	Vendor Name/Budget Type	Actual Budget	Obligated Budget/Invoice ¹	Payments
	Landline & Data		\$19,318.34	<u>\$31,198.95</u>	<u>\$18,532.35</u>
		LANGUAGE LINE SERVICES	\$287.40		<u>147.37</u>
		Lumen Technologies Inc (AcctNo=1-41VOPS)	\$140.55		
		Verizon FEDERAL/ WITS 3 Citywide (71MF2)	\$178.86		<u>120.60</u>
		Zayo Group (formerly Above.net)	\$622.21		<u>175.06</u>
		Landline & Data Totals excluding DCNET	\$1,229.02		443.03
		DCNET Service Totals	\$18,089.32	<u>\$30,755.92</u>	<u>18089.33</u>
	Wireless		\$44,379.44	<u>\$36,070.59</u>	<u>\$36,040.60</u>
		AT&T WL Citywide (FAN No=72572)	\$12,556.25		<u>9674.79</u>
		VERIZON WIRELESS	\$31,823.18		<u>26365.81</u>
	RTS		\$1,000.01	<u>\$0.00</u>	<u>\$0.00</u>
		Grand Total	\$64,697.78	\$67,269.54	\$54,572.95

Remaining Budget	Estimated Monthly Burn Rate	Estimated FY Expenditure ²	Estimated FY Balance	Version
(\$11,880.61)	\$4,774.59	\$57,295.06	(\$37,976.72)	
<u>\$140.03</u>	\$12.28	\$147.37		
<u>\$140.55</u>	\$5.99	\$71.87		
<u>\$58.26</u>	\$10.05	\$120.60		
<u>\$447.15</u>	\$14.59	\$175.06		
<u>\$785.99</u>	\$42.91	\$514.90	\$714.11	
(\$12,666.60)	\$4,731.68	\$56,780.16	(\$38,690.84)	
\$8,308.85	\$3,005.88	\$36,070.59	\$8,308.85	
<u>\$2,881.46</u>	\$806.23	\$9,674.79		
<u>\$5,427.38</u>	\$2,199.65	\$26,395.80		
<u>\$0.00</u>	\$0.00	\$0.00	\$0.00	
(\$3,571.76)	\$7,780.47	\$93,365.65	(\$29,667.87)	

Q13 - Mobile Devices FY24

FY24

	Service Type	Vendor Name/Budget Type	Actual Budget
	Landline & Data		\$26,524.16
		LANGUAGE LINE SERVICES	\$174.25
		Verizon FEDERAL/ WITS 3 Citywide (71MF2)	\$135.51
		Zayo Group (formerly Above.net)	\$152.31
		Landline & Data Totals excluding DCNET	\$462.06
		DCNET Service Totals	\$26,062.09
	Wireless		\$33,805.88
		AT&T WL Citywide (FAN No=72572)	\$9,205.96
		VERIZON WIRELESS	\$24,599.92
	RTS		\$0.00
		Grand Total	\$60,330.04

Obligated Budget/Invoice ¹	Payments	Remaining Budget	Estimated Monthly Burn Rate
<u>\$61.58</u>	<u>\$26,123.67</u>	\$26,462.58	\$229.39
	<u>6.40</u>	<u>\$167.85</u>	\$5.92
	<u>24.20</u>	<u>\$111.31</u>	\$11.54
	<u>30.98</u>	<u>\$121.33</u>	\$14.77
	61.58	<u>\$400.48</u>	\$32.24
	<u>26062.10</u>	<u>\$26,062.09</u>	\$197.15
<u>\$6,028.09</u>	<u>\$6,028.09</u>	\$27,777.79	\$2,975.89
	<u>1634.27</u>	<u>\$7,571.69</u>	\$778.92
	<u>4393.82</u>	<u>\$20,206.10</u>	\$2,196.97
<u>\$0.01</u>	<u>\$0.00</u>	<u>\$0.00</u>	\$0.00
\$6,089.68	\$32,151.76	\$54,240.37	\$3,205.28

Estimated FY Expenditure ²	Estimated FY Balance	Version
\$2,752.67	\$23,771.49	
\$71.07		
\$138.48		
\$177.27		
\$386.83	\$75.24	
\$2,365.84	\$23,696.25	
\$35,710.68	(\$1,904.80)	
\$9,346.98		
\$26,363.70		
\$0.00	\$0.00	
\$38,463.34	\$21,866.70	

Attachment II-Intra-Districts FY23					
Agency Name: Department of Small and Local Business Development					
A	Amount	FTEs	Sending Agency (Buyer)	Description of Service	Account Code Where This is Funded in Agency FY 2023 Budget
	250,000		Council on Arts and Humanities-(CAH)	Funding for Art All Night (add description details)	4040/0050
	300,000		District of Columbia Dept of Energy and Environment (DOEE)	Sustainability Grant Funding and Capacity Building	4020/0041 & 4020/0050
	126,000		Deputy Mayor for Economic Development and Planning-(DMPED)	St Elizabeth's Clean Team	4040/0050
Total	\$676,000				
B	Amount	FTEs	Receiving Agency (Seller)	Description of Service	Account Code Where This is Funded in Agency FY 2023 Budget
	\$ 120,000.00	1	Office of the Chief Financial Officer	Fiscal Support	1050/0409
	\$ 2,182.00		Department of Public Works	Fleet Management	1070/0404
	\$ 63,697.00		Office of the Chief Technology Officer	Telecommunication	1040/0308
	\$ 1,500.00		Departement of Human Resources	Suitability and Drug Testing Services	1090/0041
	\$ 27,000.00		Departement of Human Resources	DCHR Executive Leadership Program	1090/0041
Total	\$ 214,379.00				
Total	\$ 428,758.00				

Attachment II-Intra-Districts FY24					
Agency Name: Department of Small and Local Business Development					
A	Amount	FTEs	Sending Agency (Buyer)	Description of Service	Account Code Where This is Funded in Agency FY 2024 Budget
	\$ 355,000.00		Council on Arts and Humanities-(CAH)	Funding for Art All Night	4040/0050
	\$ 500,000.00		District of Columbia Dept of Energy and Environment (DOEE)	Sustainability Grant Funding and Capacity Building	4020/41 & 4020/50
	\$ 124,000.00		Deputy Mayor for Economic Development and Planning-DMPED	St Elizabeth's Clean Team	4040/0050
Total	\$979,000				
B	Amount	FTEs	Receiving Agency (Seller)	Description of Service	Account Code Where This is Funded in Agency FY 2024 Budget
	\$ 120,000.00		Office of the Chief Financial Officer	Fiscal Support	1050/0409
	\$ 2,563.40		Department of Public Works	Fleet Management	1070/0404
	\$ 10,563.08		Office of the Chief Technology Officer	Telecommunication	1040/0308
	\$ 33,335.50		Office of the Chief Technology Officer	IT Applications and Support Services	1040/0308
	\$ 28,957.88		Office of the Chief Technology Officer	IT Assessment	1040/0308
	\$ 1,500.00		Departement of Human Resources	Suitability and Drug Testing Services	1090/0041
	\$ 27,000.00		Departement of Human Resources	Executive Leadership Program	1090/0041
Total	\$ 223,919.86				

FY24 SPR Funds							
Revenue Source Name	Code	Source of Funding	Program Description	Funds Generated	Expenditures	Purpose	Balance
Small Business Capital Access	632	FY21 Carry Over	There is established as a nonlapsing fund the Small Business Capital Access Fund, which shall be used for the following purposes: (1) To grant the local funds necessary to obtain federal matching funds to establish a procurement technical assistance program in the Department;(2) To make a one-time grant in an amount of \$50,000 to provide operating support to a newly formed business association in Ward 3; and (3) To provide financial assistance, including grants, loans, and loan guarantees, to eligible recipients. (c)(1) All funds deposited into the Fund shall not revert to the unrestricted fund balance of the General Fund of the District of Columbia at the end of a fiscal year, or at any other time, but shall be continually available for the uses and purposes set forth in subsection (b) of this section without regard to fiscal year limitation, subject to authorization by Congress. (2) Any penalties assessed by the Department pursuant to § 2-218.48 and any civil penalties imposed pursuant to § 2-218.63(c) and any fees collected pursuant to § 2-218.49(a-1) shall be collected by the Department and deposited into the Fund.	\$663,358.00	\$259,000.00	These funds will be used for Loan Loss Reserve, Art All Night and other Strategic Partnership Grants.	\$404,358.00
FY23 SPR Funds							
Revenue Source Name	Code	Source of Funding	Program Description	Funds Generated	Expenditures	Purpose	Balance
Small Business Capital Access	632	FY21 Carry over and Fines Collected	There is established as a nonlapsing fund the Small Business Capital Access Fund, which shall be used for the following purposes: (1) To grant the local funds necessary to obtain federal matching funds to establish a procurement technical assistance program in the Department;(2) To make a one-time grant in an amount of \$50,000 to provide operating support to a newly formed business association in Ward 3; and (3) To provide financial assistance, including grants, loans, and loan guarantees, to eligible recipients. (c)(1) All funds deposited into the Fund shall not revert to the unrestricted fund balance of the General Fund of the District of Columbia at the end of a fiscal year, or at any other time, but shall be continually available for the uses and purposes set forth in subsection (b) of this section without regard to fiscal year limitation, subject to authorization by Congress. (2) Any penalties assessed by the Department pursuant to § 2-218.48 and any civil penalties imposed pursuant to § 2-218.63(c) and any fees collected pursuant to § 2-218.49(a-1) shall be collected by the Department and deposited into the Fund.	\$787,320.00	\$123,962.00	These funds will be used for Loan Loss Reserve, Art All Night and other Strategic Partnership Grants.	\$663,358.00

FY23 PCARD Expenditures							
Expense Date	Employee Name	Agency	Expense Report Number	Expense Type	Amount	Merchant	Description
10/29/2022	Sirah Turner	ENO	EXP000032220553	MISC	\$999.40	GOVOLOGY	Govology PTAC Federal Program Enterprise Subscription
10/29/2022	Sirah Turner	ENO	EXP000032220553	MISC	\$3,997.60	GOVOLOGY	Govology PTAC Federal Program Enterprise Subscription
10/29/2022	Sirah Turner	ENO	EXP000032220553	MISC	\$3,500.00	IN *ZOOMGRANTS	Zoom Grants Portal Fee, Proprietary Software.
10/29/2022	Sirah Turner	ENO	EXP000032220553	MISC	\$2,500.00	IN *ZOOMGRANTS	Zoom Grant Application for Food Waste, Proprietary Software, no CBE Available
10/29/2022	Sirah Turner	ENO	EXP000032220553	MISC	\$225.00	EIG*CONSTANTCONTACT.CO	Constant Contact, Proprietary Software.
10/29/2022	Sirah Turner	ENO	EXP000032220553	MISC	\$318.00	IN *ASSOCIATION OF PRO	Federal PTAC Conference for-Online- For Milton Goodman and Johnathan Steele
10/29/2022	Sirah Turner	ENO	EXP000032220553	MISC	\$1,272.00	IN *ASSOCIATION OF PRO	Federal PTAC Conference for-Online- For Milton Goodman and Johnathan Steele
10/29/2022	Sirah Turner	ENO	EXP000032220553	MISC	\$500.00	IN *THE WASHINGTON INF	The Informer Ads for DSLBD.
10/29/2022	Sirah Turner	ENO	EXP000032220553	MISC	\$569.02	U.S. OFFICE SOLUTIONS	Office Supplies.
10/29/2022	Sirah Turner	ENO	EXP000032220553	MISC	\$25.00	METRO FARE AUTOLOAD	Metro Card Payment
10/29/2022	Sirah Turner	ENO	EXP000032220553	MISC	\$118.77	AMERICAN 0010615006441	Seat upgrade for KW and CB Travel
10/29/2022	Sirah Turner	ENO	EXP000032220553	MISC	\$118.77	AMERICAN 0010615006442	Seat Upgrade for KW Flight to and From.
10/29/2022	Sirah Turner	ENO	EXP000032220553	MISC	\$420.20	AMERICAN 0012347244463	KW and CB Flight Payment
10/29/2022	Sirah Turner	ENO	EXP000032220553	MISC	\$420.20	AMERICAN 0012347244464	KW and CB Flight Payment.
10/14/2022	Katina Bolden	ENO	EXP000036745342	MISC	\$2,500.00	IN *ZOOMGRANTS	Online application Management systems for Grants
10/14/2022	Katina Bolden	ENO	EXP000036745342	MISC	\$483.00	HEROKU SEP-72526695	Cloud Application Platform
10/14/2022	Katina Bolden	ENO	EXP000036745342	MISC	\$160.83	OFFICE DEPOT #3315	Supplies for small business event.
11/30/2022	Sirah Turner	ENO	EXP000036844630	MISC	\$120.25	EXPEDIA 72421962483454	KW and CB Travel Booking Protection.
11/30/2022	Sirah Turner	ENO	EXP000036844630	MISC	\$4,889.60	U.S. OFFICE SOLUTIONS	Staff Shirts
11/30/2022	Sirah Turner	ENO	EXP000036844630	MISC	\$165.00	NEWARTDEALERSALLIANCE	NEW Art Dealers. Art Basil
11/30/2022	Sirah Turner	ENO	EXP000036844630	MISC	\$183.50	CTSARTMIAMICONTEXTITX	ART Miami Tickets Art Basil
11/30/2022	Sirah Turner	ENO	EXP000036844630	MISC	\$135.00	SQUADUP*UNTITLEDARTITX	Untitled ART Tickets. Art Basil
11/30/2022	Sirah Turner	ENO	EXP000036844630	MISC	\$193.10	SQUADUP*SCOPE ART SHOW	SCOPE Tickets Art Basil
11/30/2022	Sirah Turner	ENO	EXP000036844630	MISC	\$225.00	WPY*REDWOOD ART GROUP	RED DOT Miami Tickets. Art Basil
11/30/2022	Sirah Turner	ENO	EXP000036844630	MISC	\$270.00	MCH MESSE SCHWEIZ (BAS	Art Basil Tickets for Staff
11/30/2022	Sirah Turner	ENO	EXP000036844630	MISC	\$225.00	EIG*CONSTANTCONTACT.CO	Constant Contact
11/30/2022	Sirah Turner	ENO	EXP000036844630	MISC	\$203.85	U.S. OFFICE SOLUTIONS	Binder Tab Dividers
11/30/2022	Sirah Turner	ENO	EXP000036844630	MISC	\$101.30	COMCAST	Xfinity Cable Bill
11/30/2022	Sirah Turner	ENO	EXP000036844630	MISC	\$249.66	HOLIDAY INN MIAMI BEAC	KW Resort Fees
11/30/2022	Sirah Turner	ENO	EXP000036844630	MISC	\$180.00	IPADE COMMUNITY	Fireside Chat Space Rental
11/30/2022	Sirah Turner	ENO	EXP000036844630	MISC	\$249.66	HOLIDAY INN MIAMI BEAC	CB Resort Fees
11/30/2022	Sirah Turner	ENO	EXP000036844630	MISC	\$1,086.42	HOLIDAY INN MIAMI BEAC	Courtney Barbour Hotel
11/30/2022	Sirah Turner	ENO	EXP000036844630	MISC	\$1,086.42	HOLIDAY INN MIAMI BEAC	Kristi Whitfield Hotel
11/30/2022	Sirah Turner	ENO	EXP000036844630	MISC	\$801.36	REMARKABLE	Remarkable Notebooks
12/14/2022	Sirah Turner	ENO	EXP000036908601	MISC	\$132.24	HOLIDAY INN MIAMI BEAC	CB Resort Taxes
12/14/2022	Sirah Turner	ENO	EXP000036908601	MISC	\$132.24	HOLIDAY INN MIAMI BEAC	KW Resort Tax
12/14/2022	Sirah Turner	ENO	EXP000036908601	MISC	\$225.00	EIG*CONSTANTCONTACT.CO	Constant Contact
12/14/2022	Sirah Turner	ENO	EXP000036908601	MISC	\$4,996.29	SENODA INC	Mayoral Greenbook Printing
12/14/2022	Sirah Turner	ENO	EXP000036908601	MISC	\$195.00	SENODA INC	Staff Business Cards
12/14/2022	Sirah Turner	ENO	EXP000036908601	MISC	\$399.20	BUSINESS RESEARCH SVCS	PTAC Federal business software.
12/14/2022	Sirah Turner	ENO	EXP000036908601	MISC	\$99.80	BUSINESS RESEARCH SVCS	PTAC Federal business software.
12/14/2022	Sirah Turner	ENO	EXP000036908601	MISC	\$2,000.00	IN *CAPITAL REGION MSD	Membership
12/14/2022	Sirah Turner	ENO	EXP000036908601	MISC	\$1,850.00	SENODA INC	Digital Business Cards for EIE participants and Staff
01/31/2023	Katina Bolden	ENO	EXP000038950878+1	MISC	\$2,500.00	IN *ZOOMGRANTS	Platform for Grants
01/31/2023	Katina Bolden	ENO	EXP000038950878+1	MISC	\$2,500.00	IN *ZOOMGRANTS	Platform for Grants
01/31/2023	Katina Bolden	ENO	EXP000038950878+1	MISC	\$86.99	WEB*REGISTERWEBSITE	Website for small businesses
01/31/2023	Katina Bolden	ENO	EXP000038950878+1	MISC	\$4.24	TWP*PROMO55672267	The Washington Post
01/31/2023	Katina Bolden	ENO	EXP000038950878+1	MISC	\$198.00	ENVATO	Website for Presentation Templates, Video Templates, Photos, Mockups, Fonts, Brochures, Logos
01/31/2023	Katina Bolden	ENO	EXP000038950878+1	MISC	\$483.00	NOV-75474802	Cloud Application Platform
01/31/2023	Katina Bolden	ENO	EXP000038950878+1	MISC	\$483.00	OCT-73295578	Cloud Application Platform
01/31/2023	Katina Bolden	ENO	EXP000038950878+1	MISC	\$483.00	DEC-76938199	Cloud Application Platform
01/31/2023	Katina Bolden	ENO	EXP000038950878+1	MISC	\$2,500.00	IN *ZOOMGRANTS	Platform for Grants
01/31/2023	Katina Bolden	ENO	EXP000038950878+1	MISC	\$225.00	EIG*CONSTANTCONTACT.CO	Online marketing tool
02/21/2023	Katina Bolden	ENO	EXP000042579808+1	MISC	\$4.24	TWP*P55672267	The Washington Post
02/28/2023	Sirah Turner	ENO	EXP000042637411	MISC	\$588.00	HOO*HOOTSUITE INC	Proprietary Software.
02/28/2023	Sirah Turner	ENO	EXP000042637411	MISC	\$2,640.00	LEXISNEXIS PAYMENT CTR	Legal Research Proprietary Software.
02/28/2023	Sirah Turner	ENO	EXP000042637411	MISC	\$620.00	PAYPAL *NATL MAINST	Mainstreet Registration.
02/28/2023	Sirah Turner	ENO	EXP000042637411	MISC	\$175.00	PAYPAL *NATL MAINST	VM Mainstreet Conference fee.
02/28/2023	Sirah Turner	ENO	EXP000042637411	MISC	\$90.00	LINKTREE* LINKTREE	Comms Proprietary Software.
02/28/2023	Sirah Turner	ENO	EXP000042637411	MISC	\$100.00	PAYPAL *NATL MAINST	CA Registration for MS Conference.
02/28/2023	Sirah Turner	ENO	EXP000042637411	MISC	\$1,675.34	TOTAL OFFICE PRODUCTS.	Office supplies
02/28/2023	Sirah Turner	ENO	EXP000042637411	MISC	\$42.63	TOTAL OFFICE PRODUCTS.	Office Supplies
02/28/2023	Sirah Turner	ENO	EXP000042637411	MISC	\$213.94	U.S. OFFICE SOLUTIONS	Office Supplies
02/28/2023	Sirah Turner	ENO	EXP000042637411	MISC	\$428.30	U.S. OFFICE SOLUTIONS	Office Supplies
02/28/2023	Sirah Turner	ENO	EXP000042637411	MISC	\$475.00	SENODA INC	DSLBD Business Cards
02/28/2023	Sirah Turner	ENO	EXP000042637411	MISC	\$2,748.00	LEXISNEXIS PAYMENT CTR	Legal Research Software. Proprietary Software
02/28/2023	Sirah Turner	ENO	EXP000042637411	MISC	\$144.08	WALMART.COM 8009666546	Tanks for Balloons, Flyer the City Event.
02/28/2023	Sirah Turner	ENO	EXP000042637411	MISC	\$84.80	DOLLAR TREE	Balloons for Citywide Event
02/28/2023	Sirah Turner	ENO	EXP000042637411	MISC	\$1,071.25	U.S. OFFICE SOLUTIONS	Office supplies
02/28/2023	Sirah Turner	ENO	EXP000042637411	MISC	\$125.55	COMCAST	Cable Bill Payment
02/28/2023	Sirah Turner	ENO	EXP000042637411	MISC	\$17.45	FEDEX 77127744040	Document Shipping
02/28/2023	Sirah Turner	ENO	EXP000042637411	MISC	\$82.14	U.S. OFFICE SOLUTIONS	DSLBD Office Supplies
02/28/2023	Sirah Turner	ENO	EXP000042637411	MISC	\$302.80	U.S. OFFICE SOLUTIONS	DSLBD Office Supplies
02/28/2023	Sirah Turner	ENO	EXP000042637411	MISC	\$2,097.60	U.S. OFFICE SOLUTIONS	DSLBD Office Supplies
02/28/2023	Sirah Turner	ENO	EXP000042637411	MISC	\$398.00	IN *ASSOCIATION OF PRO	PTAC Federal Conference Training.
02/28/2023	Sirah Turner	ENO	EXP000042637411	MISC	-\$226.60	U.S. OFFICE SOLUTIONS	Us solutions Credit
02/28/2023	Sirah Turner	ENO	EXP000042637411	MISC	\$1,592.00	IN *ASSOCIATION OF PRO	PTAC Federal Conference Training.
02/28/2023	Sirah Turner	ENO	EXP000042637411	MISC	\$126.78	COMCAST	Xfinity Cable Bill.
02/28/2023	Sirah Turner	ENO	EXP000042637411	MISC	\$500.00	IN *THE WASHINGTON INF	Advertisement for Director Event
04/14/2023	Katina Bolden	ENO	EXP000045490475	MISC	\$130.00	THE BUSINESS JOURNALS	Publication about entrepreneurs
04/12/2023	Katina Bolden	ENO	EXP000045490481	MISC	\$491.00	HEROKU* MAR-80067679	Online Marketing tool
04/12/2023	Katina Bolden	ENO	EXP000045490481	MISC	\$225.00	EIG*CONSTANTCONTACT.CO	Online marketing tool
03/24/2023	Katina Bolden	ENO	EXP000045585540+1	MISC	\$225.00	EIG*CONSTANTCONTACT.CO	Online Marketing tool
03/29/2023	Sirah Turner	ENO	EXP000046225003	MISC	\$318.75	SENODA INC	Printing
03/29/2023	Sirah Turner	ENO	EXP000046225003	MISC	\$457.00	SENODA INC	Printing
03/29/2023	Sirah Turner	ENO	EXP000046225003	MISC	\$575.00	PROJECT MGMT INSTITUTE	Project Management Exam Fee for Marjorhys
03/29/2023	Sirah Turner	ENO	EXP000046225003	MISC	\$242.80	DELTA 00623698850445	KW
03/29/2023	Sirah Turner	ENO	EXP000046225003	MISC	\$15.05	DELTA 00615448300854	KW Seat upgrade for Changed flight
03/29/2023	Sirah Turner	ENO	EXP000046225003	MISC	\$15.05	DELTA 00615448300865	KW Seat upgrade
03/29/2023	Sirah Turner	ENO	EXP000046225003	MISC	\$140.00	DELTA 00623690453024	KW Flight
03/29/2023	Sirah Turner	ENO	EXP000046225003	MISC	\$15.05	DELTA 00615448101601	
03/29/2023	Sirah Turner	ENO	EXP000046225003	MISC	\$319.92	GELBERG SIGNS	Signs for Ganet Way
03/29/2023	Sirah Turner	ENO	EXP000046225003	MISC	\$1,640.19	COURTYARD BY MARRIOTT	Courtney Barbour Hotel.
03/29/2023	Sirah Turner	ENO	EXP000046225003	MISC	\$167.81	AMERICAN 0012379008976	CA Original Flight.

03/29/2023	Sirah Turner	ENO	EXP000046225003	MISC	\$282.80	DELTA 00623707218831	CB Flight
03/29/2023	Sirah Turner	ENO	EXP000046225003	MISC	\$908.67	COURTYARD BY MARRIOTT	Cristina Hotel.
03/29/2023	Sirah Turner	ENO	EXP000046225003	MISC	\$943.17	SOUTHWES 5262433483137	Milton Goodman Travel.
03/29/2023	Sirah Turner	ENO	EXP000046225003	MISC	\$235.79	SOUTHWES 5262433483137	Milton Goodman Travel.
03/29/2023	Sirah Turner	ENO	EXP000046225003	MISC	\$943.17	SOUTHWES 5262433483136	Venessa Flight
03/29/2023	Sirah Turner	ENO	EXP000046225003	MISC	\$235.79	SOUTHWES 5262433483136	Venessa Flight
03/29/2023	Sirah Turner	ENO	EXP000046225003	MISC	\$297.00	VISME	Visme Communications Software for Comms.
03/29/2023	Sirah Turner	ENO	EXP000046225003	MISC	\$24.55	DELTA 00623723484790	KW Seat Upgrade
03/29/2023	Sirah Turner	ENO	EXP000046225003	MISC	\$4.24	TWPSUB55672267	Washington Post Subscription.
03/29/2023	Sirah Turner	ENO	EXP000046225003	MISC	\$327.80	AMERICAN 0012381024493	Cristina Amoroso Travel.
03/29/2023	Sirah Turner	ENO	EXP000046225003	MISC	\$30.00	DELTA 00642561648271	KW Baggage.
03/29/2023	Sirah Turner	ENO	EXP000046225003	MISC	\$119.60	COMCAST	Cable Bill Payment
03/29/2023	Sirah Turner	ENO	EXP000046225003	MISC	\$2,970.00	ALCHEMER LLC	Alchemer Software. Proprietary Software
03/29/2023	Sirah Turner	ENO	EXP000046225003	MISC	\$30.00	DELTA 00642563346110	KW Flight Change
03/29/2023	Sirah Turner	ENO	EXP000046225003	MISC	\$855.96	THE COLONNADE HOTEL	Hotel payment for Kristi Whitfield
04/27/2023	Sirah Turner	ENO	EXP000048329149	MISC	\$1,684.36	U.S. OFFICE SOLUTIONS	Office Supplies
04/27/2023	Sirah Turner	ENO	EXP000048329149	MISC	\$898.12	GRAND HYATT SAN DIEGO	VK PTACT Travel.
04/27/2023	Sirah Turner	ENO	EXP000048329149	MISC	\$741.40	U.S. OFFICE SOLUTIONS	Office Supplies
04/27/2023	Sirah Turner	ENO	EXP000048329149	MISC	\$65.40	FEDEX 571151415	Fedex Shipping
04/27/2023	Sirah Turner	ENO	EXP000048329149	MISC	\$18.75	FEDEX 77181294463	Fedex Shipping for Legal.
04/27/2023	Sirah Turner	ENO	EXP000048329149	MISC	\$4.24	TWPSUB55672267	Washington Post Digital Delivery
04/27/2023	Sirah Turner	ENO	EXP000048329149	MISC	\$1,489.60	TOUCAN PRINTING & PROM	Printing Material for Business Networking Event
04/27/2023	Sirah Turner	ENO	EXP000048329149	MISC	-\$41.55	U.S. OFFICE SOLUTIONS	Credit back to the Card
04/27/2023	Sirah Turner	ENO	EXP000048329149	MISC	\$468.75	U.S. OFFICE SOLUTIONS	Office Supplies
04/27/2023	Sirah Turner	ENO	EXP000048329149	MISC	\$327.04	U.S. OFFICE SOLUTIONS	Office Supplies
04/27/2023	Sirah Turner	ENO	EXP000048329149	MISC	\$11.10	FEDEX771812228944	Fedex Shipping for Legal
04/27/2023	Sirah Turner	ENO	EXP000048329149	MISC	\$2,500.00	IN *ZOOMGRANTS	Zoom Grants for Robust Retail.
04/27/2023	Sirah Turner	ENO	EXP000048329149	MISC	\$119.60	COMCAST	Cable Payment.
04/27/2023	Sirah Turner	ENO	EXP000048329149	MISC	\$1,600.00	SAFEGUARD SHREDDING	Archive Files Shredding
06/29/2023	Sirah Turner	ENO	EXP000049866375	MISC	\$428.00	SENODA INC	Senoda Sticker Printing.
06/29/2023	Sirah Turner	ENO	EXP000049866375	MISC	\$795.00	EB PBC CONFERENCE 202	InnoED Cannabusiness Training.
06/29/2023	Sirah Turner	ENO	EXP000049866375	MISC	\$4.24	TWPSUB55672267	Digital News Paper
06/29/2023	Sirah Turner	ENO	EXP000049866375	MISC	-\$45.00	EB PBC CONFERENCE 202	Taxes Returned to card.
06/29/2023	Sirah Turner	ENO	EXP000049866375	MISC	\$150.00	PAYPAL *NATL MAINST	Main Street Payment
06/29/2023	Sirah Turner	ENO	EXP000049866375	MISC	\$44.34	U.S. OFFICE SOLUTIONS	Office Supplies.
06/29/2023	Sirah Turner	ENO	EXP000049866375	MISC	\$119.60	COMCAST	Xfinity Cable Bill
06/29/2023	Sirah Turner	ENO	EXP000049866375	MISC	\$333.12	U.S. OFFICE SOLUTIONS	
06/29/2023	Sirah Turner	ENO	EXP000049866375	MISC	\$302.50	DNH*GODADDY.COM	Website payment Made In DC.
06/29/2023	Sirah Turner	ENO	EXP000049866375	MISC	\$265.00	UTIL DOMAIN SERVICE	AAN domain Name Payment
06/29/2023	Sirah Turner	ENO	EXP000049866375	MISC	\$1,692.08	STAR OFFICE PRODUCTS	Copier Printing.
06/29/2023	Sirah Turner	ENO	EXP000049866375	MISC	\$575.00	PROJECT MGMT INSTITUTE	Amanda Wright PMI Test Payment
06/16/2023	Katina Bolden	ENO	EXP000050440933	MISC	\$491.00	HEROKU* MAY-82316275	Online Cloud platform
06/16/2023	Katina Bolden	ENO	EXP000050440933	MISC	\$225.00	EIG*CONSTANTCONTACT.CO	Online marketing tool
05/18/2023	Sirah Turner	ENO	EXP000051625868	MISC	\$172.95	U.S. OFFICE SOLUTIONS	Office supplies
05/18/2023	Sirah Turner	ENO	EXP000051625868	MISC	\$2,074.38	PAYPAL *JEANPIERREP	Directors Transportation for Art Basil in Miami
05/18/2023	Sirah Turner	ENO	EXP000051625868	MISC	\$119.99	CANVA* 103691-29937460	Disputing Charges
05/18/2023	Sirah Turner	ENO	EXP000051625868	MISC	\$220.00	DC CENTRAL KITCHEN INC	Biz Ops Event support
05/18/2023	Sirah Turner	ENO	EXP000051625868	MISC	\$2,500.00	IN *ZOOMGRANTS	Zoom Grants Clean Team Applications
05/18/2023	Sirah Turner	ENO	EXP000051625868	MISC	\$3,904.17	LEXISNEXIS PAYMENT CTR	Legal Payment for Lexis Nexus
05/18/2023	Sirah Turner	ENO	EXP000051625868	MISC	\$4.24	TWPSUB55672267	
05/18/2023	Sirah Turner	ENO	EXP000051625868	MISC	\$1,600.00	TOUCAN PRINTING & PROM	Printing for Bis Ops Event
07/31/2023	Katina Bolden	ENO	EXP000053001718	MISC	\$261.00	EIG*CONSTANTCONTACT.CO	Online marketing tool
07/31/2023	Sirah Turner	ENO	EXP000053003723	MISC	\$345.10	TOTAL OFFICE PRODUCTS.	Office supplies
07/31/2023	Sirah Turner	ENO	EXP000053003723	MISC	\$2,077.00	TOUCAN PRINTING & PROM	Biz ops printing for District Conned and CBE Green.
07/31/2023	Sirah Turner	ENO	EXP000053003723	MISC	-\$149.99	DNH*GODADDY.COM	go daddy website refund.
07/31/2023	Sirah Turner	ENO	EXP000053003723	MISC	\$57.98	WEB*NETWORKSOLUTIONS	Camilles Network. Solutions payment.
07/31/2023	Sirah Turner	ENO	EXP000053003723	MISC	\$339.28	DC BAR	Bobby Dorsey DC Bar Fee payment
07/31/2023	Sirah Turner	ENO	EXP000053003723	MISC	\$48.00	GITHUB. INC.	Camille's Toolkit Web hosting payment.
07/31/2023	Sirah Turner	ENO	EXP000053003723	MISC	\$339.28	DC BAR	Wanda Stansbury DC Bar Fees
07/31/2023	Sirah Turner	ENO	EXP000053003723	MISC	\$2,500.00	IN *ZOOMGRANTS	Zoom Grants CBE Green.
07/31/2023	Sirah Turner	ENO	EXP000053003723	MISC	\$245.15	COMCAST	Xfinity Cable bill
07/31/2023	Sirah Turner	ENO	EXP000053003723	MISC	-\$0.24	TWPSUB55672267	WSP 24 cent refund
07/31/2023	Sirah Turner	ENO	EXP000053003723	MISC	\$244.00	SOCIETYFORHUMANRESOURC	SHRM membership Fee
08/23/2023	Katina Bolden	ENO	EXP000055201325	MISC	\$15.99	WEB*NETWORKSOLUTIONS	Marketing platform
08/23/2023	Katina Bolden	ENO	EXP000055201325	MISC	\$242.26	U.S. OFFICE SOLUTIONS	
08/23/2023	Katina Bolden	ENO	EXP000055201325	MISC	\$171.84	HEROKU* JUL-84651521	Online platform for marketing
08/23/2023	Katina Bolden	ENO	EXP000055201325	MISC	\$261.00	EIG*CONSTANTCONTACT.CO	Online marketing tool.
08/23/2023	Katina Bolden	ENO	EXP000055201325	MISC	\$4,987.50	SENODA INC	GreenBook- a list of DC Government agencies yearly spending with small businesses.
08/23/2023	Katina Bolden	ENO	EXP000055201325	MISC	\$491.00	HEROKU* JUN-83482209	Marketing tool
08/31/2023	Sirah Turner	ENO	EXP000056916289	MISC	\$390.53	DC BAR	Alice Lewis DC BAR Fee
08/31/2023	Sirah Turner	ENO	EXP000056916289	MISC	\$1,663.28	TOUCAN PRINTING & PROM	Biz Ops District Connect Printing Materials
08/31/2023	Sirah Turner	ENO	EXP000056916289	MISC	\$1,068.35	U.S. OFFICE SOLUTIONS	Office Supplies
08/31/2023	Sirah Turner	ENO	EXP000056916289	MISC	-\$57.98	MasterCard	DISPUTE CREDIT
08/31/2023	Sirah Turner	ENO	EXP000056916289	MISC	\$4.00	TWPSUB55672267	Washington Post Payment
08/31/2023	Sirah Turner	ENO	EXP000056916289	MISC	\$4.00	TWPSUB55672267	Washington Post July Payment
08/31/2023	Sirah Turner	ENO	EXP000056916289	MISC	\$1,475.00	SENODA INC	District Connect Badges.
08/31/2023	Sirah Turner	ENO	EXP000056916289	MISC	\$4,987.50	SENODA INC	Mayoral Greenbook Printing
08/31/2023	Sirah Turner	ENO	EXP000056916289	MISC	\$545.00	NATIONAL EMPLOYMENT LA	Legal Training
08/31/2023	Sirah Turner	ENO	EXP000056916289	MISC	\$3,695.00	NEAL R. GROSS & CO., I	Neal Gross Transcription Printing
08/31/2023	Sirah Turner	ENO	EXP000056916289	MISC	\$2,483.91	U.S. OFFICE SOLUTIONS	Office Supplies
08/31/2023	Sirah Turner	ENO	EXP000056916289	MISC	\$1,700.00	PAYPAL *ROLANDAGRANT	Fi Lincoln clean up. Clean Team Payment.
03/09/2023	Katina Bolden	ENO	EXP000060191385	MISC	\$483.00	HEROKU* FEB-78982390	Platform for small business advertisement
05/12/2023	Katina Bolden	ENO	EXP000060191388	MISC	\$491.00	HEROKU* APR-81785566	Online marketing tool for small businesses.
05/12/2023	Katina Bolden	ENO	EXP000060191388	MISC	\$225.00	EIG*CONSTANTCONTACT.CO	Online Marketing tool for small b
09/29/2023	Katina Bolden	ENO	EXP000060191527	MISC	\$2,596.00	SQ *THE MUSEUM SHOP DC	Uniform shirts-DSLBD
09/29/2023	Katina Bolden	ENO	EXP000060191527	MISC	\$343.00	EIG*CONSTANTCONTACT.CO	Marketing tool
09/29/2023	Katina Bolden	ENO	EXP000060191527	MISC	\$135.00	SENODA INC	Business Cards
09/29/2023	Katina Bolden	ENO	EXP000060191527	MISC	\$1,060.00	PAYPAL *DISETFIRE	DJ for event
09/29/2023	Katina Bolden	ENO	EXP000060191527	MISC	\$119.60	COMCAST	Television Broadcast
09/29/2023	Katina Bolden	ENO	EXP000060191527	MISC	\$119.60	COMCAST	Television Broadcast
09/29/2023	Katina Bolden	ENO	EXP000060191527	MISC	\$1,030.00	PLANET DEPOS LLC	Uniform shirts
09/29/2023	Katina Bolden	ENO	EXP000060191527	MISC	\$5,000.00	SQ *REINGOLD LINK, LLC	
09/29/2023	Katina Bolden	ENO	EXP000060191527	MISC	\$76.31	FLICKR.COM	Platform for videos and pictures
09/29/2023	Sirah Turner	ENO	EXP000060880119	MISC	\$143.10	HBRSUBSCRIPTION	Harvard Business Review Subscription.
09/29/2023	Sirah Turner	ENO	EXP000060880119	MISC	\$4.00	TWPSUB55672267	Washington Post Subscription.
09/29/2023	Sirah Turner	ENO	EXP000060880119	MISC	\$2,136.00	GOTOGOTO.COM	Federal Application for APEX
09/29/2023	Sirah Turner	ENO	EXP000060880119	MISC	\$49.66	FEDEX584723750	Fedex Shipping for Legal
09/29/2023	Sirah Turner	ENO	EXP000060880119	MISC	\$35.94	FEDEX584810139	Fedex Shipping for Legal

09/29/2023	Sirah Turner	ENO	EXP000060880119	MISC	\$80.00	CNHED	Racial Equity Conference
09/29/2023	Sirah Turner	ENO	EXP000060880119	MISC	\$80.00	CNHED	Racial Equity Conference
09/29/2023	Sirah Turner	ENO	EXP000060880119	MISC	\$80.00	CNHED	Racial Equity Conference
09/29/2023	Sirah Turner	ENO	EXP000060880119	MISC	\$80.00	CNHED	Racial Equity Conference
09/29/2023	Sirah Turner	ENO	EXP000060880119	MISC	\$80.00	CNHED	Racial Equity Conference
09/29/2023	Sirah Turner	ENO	EXP000060880119	MISC	\$1,019.88	ADOBE CREATIVE CLOUD	Adobe Licenses.
09/29/2023	Sirah Turner	ENO	EXP000060880119	MISC	\$1,740.00	GRAMMARLY COWVGOFUO	Grammarly for DSLBD Staff
09/29/2023	Sirah Turner	ENO	EXP000060880119	MISC	\$1,856.87	TOTAL OFFICE PRODUCTS.	Office Supplies
09/29/2023	Sirah Turner	ENO	EXP000060880119	MISC	\$1,980.00	SQ *THE MUSEUM SHOP DC	Sweaters for DSLBD.
09/29/2023	Sirah Turner	ENO	EXP000060880119	MISC	\$57.98	MasterCard	DISPUTE REBILL.
09/29/2023	Sirah Turner	ENO	EXP000060880119	MISC	\$3.17	REMARKABLE	
09/29/2023	Sirah Turner	ENO	EXP000060880119	MISC	\$4,935.40	U.S. OFFICE SOLUTIONS	AAN Shirts for Mayoral Event

FY24 PCARD Expenditures

02/12/2023	Katrina Bolden	ENO	EXP000062445166	MISC	\$226.85	COMCAST	
02/12/2023	Katrina Bolden	ENO	EXP000062445166	MISC	\$179.40	CANVA* 103688-21072534	
02/12/2023	Katrina Bolden	ENO	EXP000062445166	MISC	\$483.00	JAN-77820867	
02/12/2023	Katrina Bolden	ENO	EXP000062445166	MISC	\$225.00	EIG*CONSTANTCONTACT.CO	
10/31/2023	Sirah Turner	ENO	EXP000066264017	MISC	\$4.00	TWPSUB55672267	
10/31/2023	Sirah Turner	ENO	EXP000066264017	MISC	\$3.17	REMARKABLE	Funding will be returned
10/31/2023	Sirah Turner	ENO	EXP000066264017	MISC	\$119.60	COMCAST	Xfiniti cable bill
10/31/2023	Sirah Turner	ENO	EXP000066264017	MISC	\$343.00	CONTSTANT CONTACT	Comms Communication Software
10/31/2023	Sirah Turner	ENO	EXP000066264017	MISC	\$159.00	EVENTBRITE.COM ORG FEE	Comms Event scheduling and communication platform
10/31/2023	Sirah Turner	ENO	EXP000066264017	MISC	\$4.00	TWPSUB55672267	Washington Post News paper
10/31/2023	Sirah Turner	ENO	EXP000066264017	MISC	\$895.00	SENODA INC	District Connect Badges and other event materials.
11/30/2023	Sirah Turner	ENO	EXP000067850407	MISC	\$3,980.00	IN *ASSOCIATION OF PRO	Apex Team Training
11/30/2023	Sirah Turner	ENO	EXP000067850407	MISC	\$1,500.00	IN *IMAGINE PHOTOGRAPH	Director and Staff Head Shots
11/30/2023	Sirah Turner	ENO	EXP000067850407	MISC	\$329.82	FASTSIGNS OF DC	Big Check sign for Comms
11/30/2023	Sirah Turner	ENO	EXP000067850407	MISC	\$3,500.00	IN *ZOOMGRANTS	Zoom Grant Payment for use of the platform.
11/30/2023	Sirah Turner	ENO	EXP000067850407	MISC	\$343.00	CONTSTANT CONTACT	Constant Contact for Comms
11/30/2023	Sirah Turner	ENO	EXP000067850407	MISC	\$4,997.00	GOVOLOGY	APEX Government Services Platform
11/30/2023	Sirah Turner	ENO	EXP000067850407	MISC	\$1,800.00	IN *BALLINGER CLEANING	Office Carpet Cleaning
11/30/2023	Sirah Turner	ENO	EXP000067850407	MISC	-\$3.17	REMARKABLE	Remarkable Refund 2
11/30/2023	Sirah Turner	ENO	EXP000067850407	MISC	-\$3.17	REMARKABLE	Refund
11/30/2023	Sirah Turner	ENO	EXP000067850407	MISC	\$4.00	TWPSUB55672267	Washington Post
11/30/2023	Sirah Turner	ENO	EXP000067850407	MISC	\$165.00	SQUADUPUNTITLEDARTTIX	Art Basil Untitled Artist Exhibit.
11/30/2023	Sirah Turner	ENO	EXP000067850407	MISC	\$238.90	AMERICAN 00180414398776	Flight for Charlene Louis
11/30/2023	Sirah Turner	ENO	EXP000067850407	MISC	\$238.90	AMERICAN 00180414398754	Flight for Jasmine Boyd
11/30/2023	Sirah Turner	ENO	EXP000067850407	MISC	\$143.90	AMERICAN 00180414398780	Return Flight Jasmine Boyd
11/30/2023	Sirah Turner	ENO	EXP000067850407	MISC	\$143.90	AMERICAN 00180414398765	Return Flight Jessica Mailander
11/30/2023	Sirah Turner	ENO	EXP000067850407	MISC	\$143.90	AMERICAN 00180414398743	Return Flight for Charlene Louis.
11/30/2023	Sirah Turner	ENO	EXP000067850407	MISC	\$257.36	OCEANSIDE HOTEL	Miami Hotel Jessica Mailander.
11/30/2023	Sirah Turner	ENO	EXP000067850407	MISC	\$257.36	OCEANSIDE HOTEL	Charlene and Jasmine Hotel.
11/30/2023	Sirah Turner	ENO	EXP000067850407	MISC	\$238.90	AMERICAN 00180414398791	Flight for Jessica Mailander
11/30/2023	Sirah Turner	ENO	EXP000067850407	MISC	\$165.00	NEWARTDEALERSALLIANCE	New Art Dealers Exhibit
11/30/2023	Sirah Turner	ENO	EXP000067850407	MISC	\$285.00	MCH MESSE SCHWELZ (BAS	Art Basil Exhibit
11/30/2023	Sirah Turner	ENO	EXP000067850407	MISC	\$191.37	CTSARTMIAMICONTEXTTIX	Art Basil Exhibit
11/30/2023	Sirah Turner	ENO	EXP000067850407	MISC	\$159.00	EVENTBRITE.COM ORG FEE	Eventbrite payment.

ENS16 Small Business IT System
District Enterprise System (DES) Progress and Plans for POH

Question 21b**FY24 Plans**

\$1,400,000

Grants:

1. To develop Grants Application functionality releasing in Q3
 - a. Business Profiles (Access across all divisions and linking of business records unilaterally)
 - b. Grants setup
 - c. Competition
 - d. Panel Review
 - e. Award
 - f. Reporting and Monitoring

Certification:

1. To complete the remainder of the Certification prioritized requirements including Joint Ventures

Compliance:

1. The collection of contract data and integration with OCP PASS systems via Data Warehouse
2. 30, 60, 90-day waiver alerts for agency
3. 35% waiver exemption form upload
4. Prime and SBE payment attestation
5. To develop and complete the Compliance Divisions Sports Wagering functionality and Joint Ventures as it relates to Agency and Public Private Development (Government Assisted) projects.
6. To develop and complete the Small Business Technical Assistance functionality
7. To develop the Greenbook Transparency Tool (Quarterly Report Dashboard)
8. Renewal of Salesforce licensing in Q4

FY25 Plans

\$852,000

1. To have full use of the live monthly reporting for the Greenbook Transparency Tool
2. Renewal of Salesforce licensing in Q4
3. Complete the Build out and Functionality for SBTA
4. Fix Backlog items for Certification, Compliance and Grants

FY26 Plans

\$500,000

1. To enhance DES modules (Certification, Compliance, Grants and SBTA) based on
 - a. Legislative changes
 - b. Other Agencies' interests in collaborating with DSLBD
 - c. Fine tuning the DES modules
2. Renewal of Salesforce Licensing in Q4

Question 21c

Operational Impact

Item	Budgeted (\$)	Expenditures (\$)	Balance (\$)
FY21 Salesforce Licensing	180,000.00	180,833.34	(833.34)
FY22 Salesforce Licensing	180,000.00	180,820.24	(820.24)
FY22 Maintenance	60,000.00	60,000.00	0.00
FY23 Salesforce Licensing	255,000.00	255,000	0.00
FY24 Salesforce Licensing	315,000	315,000	0.00

Fiscal Year 2022
GAAP Category (All)

Agcy	Program	Program Title	Activity	Activity Title	Values				Explanation
					Sum of Approved Budget	Sum of Revised Budget	Sum of Expenditures	Sum of Available Balance	
END	1000	AGENCY MANAGEMENT	1010	PERSONNEL	118,217	118,217	130,040	(11,823)	Increase associated with Cola & step increases
			1020	CONTRACTING AND PROCUREMENT	68,842	20,421	21,798	(1,377)	Increase associated with Cola & step increases
			1030	PROPERTY MANAGEMENT	0	0	4,652	(4,652)	Fleet DPW assessment budget under activity 1070
			1040	INFORMATION TECHNOLOGY	510,514	496,597	522,709	(26,112)	Increase associated with Cola & step increases
			1050	FINANCIAL MANAGEMENT	120,000	120,000	113,161	6,839	MOU with ATO underspended
			1060	LEGAL	372,528	353,363	359,371	(6,008)	Increase associated with Cola & step increases
			1070	FLEET MANAGEMENT	14,852	14,852	0	14,852	Fleet DPW assessment expenditure under activity 1030
			1080	COMMUNICATIONS	250,689	244,115	222,052	22,063	Decrease associated with underspending in Contracts (sirah: which contract?)
			1085	CUSTOMER SERVICE	209,022	197,061	83,787	113,274	Decrease associated Vacancy Savings
			1090	PERFORMANCE MANAGEMENT	1,000,723	994,806	1,098,720	(103,913)	Increase associated with Cola & step increases
		AGENCY MANAGEMENT PROGRAM	1080	COMMUNICATIONS	0	0	(63)	63	
			1085	CUSTOMER SERVICE	0	0	63	(63)	
	2000	CERTIFICATION	2010	CERTIFICATION	794,157	640,664	720,030	(79,366)	Increase associated with Cola & step increases
			2020	COMPLIANCE	1,596,432	1,271,566	1,201,529	70,036	Decrease associated Vacancy Savings and Supplies
	3000	BUSINESS OPP AND ACCESS TO CAPITAL	3040	PROCUREMENT TECH ASSISTANCE PROGRAM	763,476	724,692	713,286	11,406	Decrease associated Vacancy Savings in federal grant funds
			3050	ACCESS TO CAPITAL	169,111	3,718,249	3,203,698	514,751	Decrease associated with grant (sirah: which grants were not funded?)
	4000	COMMERCIAL REVITALIZATION	3060	BUSINESS DEVELOPMENT	2,705,932	3,139,706	3,171,807	(32,100)	Increase associated with Cola & step increases
			4020	CAPACITY BUILDING	1,248,813	1,735,898	1,641,067	94,831	Decrease associated Vacancy Savings and Supplies
			4030	MAIN STREETS	5,061,600	5,061,600	5,034,541	27,059	Decrease associated with grant (sirah: which grants were not funded?)
			4040	COMMERCIAL CLEAN TEAMS	6,716,088	6,842,088	6,842,088	0	
	9960	YR END CLOSE	9961	YR END CLOSE	0	0	(1367)	367	
END Total					21,720,998	25,693,894	25,083,766	610,127	
Grand Total					21,720,998	25,693,894	25,083,766	610,127	

Agency	Program	Program Description	Cost Center	Cost Center Description	Values				Explanation	
					Sum of Initial Budget	Sum of Adjustment Budget	Sum of Total Budget	Sum of Expenditure		Sum of Available Budget
END	100003	COMMUNICATIONS - GENERAL	30146	EXECUTIVE OFFICE OF THE DIRECTOR - END	278,234	0	278,234	259,375	18,859	Decrease associated with vacancy savings
	100022	CONTRACTING AND PROCUREMENT - GENERAL	30147	OFFICE OF CONTRACTING & PROCUREMENT	68,842	0	68,842	68,746	96	
	100042	FLEET MANAGEMENT - GENERAL	30147	OFFICE OF CONTRACTING & PROCUREMENT	2,182	0	2,182	3,692	(1,510)	fleet increase based on DPW assessment
	100058	HUMAN RESOURCE SERVICES - GENERAL	30146	EXECUTIVE OFFICE OF THE DIRECTOR - END	133,077	0	133,077	54,168	78,909	Decrease associated with vacancy savings
	100071	INFORMATION TECHNOLOGY SERVICES - GENERAL	30143	OFFICE OF INFORMATION TECHNOLOGY - END	575,351	0	575,351	498,392	76,959	Decrease associated with vacancy savings and Telecoms
	100092	LEGAL SERVICES - GENERAL	30141	OFFICE OF THE GENERAL COUNSEL - END	356,420	0	356,420	462,166	(105,746)	Increased associated with positions moved from compliance to legal
	100153	OPERATIONS MANAGEMENT	30145	OFFICE OF COMMUNICATIONS - END	0	0	0	173	(173)	
	150003	AGENCY BUDGETING AND FINANCIAL MANAGEMENT SERV	30146	EXECUTIVE OFFICE OF THE DIRECTOR - END	1,185,151	(190,412)	994,739	1,324,267	(329,529)	Increased associated with COLA and step increases; \$190 in Council Cuts
			10001	BUDGET DIVISION	123,000	0	123,000	146,739	(23,739)	Increased associated with COLA and step increases
			10003	ACFO DIVISION	0	0	0	(26,739)	26,739	Increased associated with fringe benefits
	150012	P-CARD CLEARING	10086	P-CARD CLEARING	0	0	0	19,381	(19,381)	Increased associated with Pcard Reconciliation
	300104	BUSINESS OPPORTUNITY & ACCESS TO CAPITAL SERVICES	30134	BUSINESS DEVELOPMENT DIVISION	1,706,938	123,962	1,830,900	1,723,189	107,711	Increased associated with Pcard Reconciliation
			30136	COMMERCIAL REVITALIZATION DIVISION	1,227,174	916,045	2,143,220	2,189,189	(45,969)	Decrease associated with Grants (Sirah what grants did we not fund)
	300105	AGENCY COMPLIANCE	30137	COMPLIANCE DIVISION - END	1,679,564	(170,383)	1,509,181	1,374,726	134,455	Increased associated with positions moved to legal
	300108	CERTIFIED BUSINESS ENTERPRISE CERTIFICATION	30135	CERTIFICATION DIVISION	820,043	0	820,043	818,658	1,385	Decrease associated with vacancy savings
	300109	CLEAN TEAMS	30136	COMMERCIAL REVITALIZATION DIVISION	6,956,446	0	6,956,446	6,932,088	24,358	n/a
	300110	MAIN STREETS	30136	COMMERCIAL REVITALIZATION DIVISION	4,981,600	0	4,981,600	4,922,733	58,867	Decrease associated with grant (Sirah what grant was not funded?)
	300111	PROGRAM GRANT SERVICES	30138	INNOVATION & EQUITABLE DEVELOPMENT DIVISION	2,186,242	0	2,186,242	2,000,053	186,189	Decrease associated with vacancy savings
	300113	PROCUREMENT TECHNICAL ASSISTANCE SERVICES	30148	PROCUREMENT & TECHNICAL ASSISTANCE UNIT	803,351	(77,025)	726,326	641,468	84,858	Decrease associated with vacancy savings
ENO Total					23,083,613	602,187	23,685,801	23,412,463	273,337	Decrease associated with vacancy savings
Grand Total					23,083,613	602,187	23,685,801	23,412,463	273,337	

DEPARTMENT OF SMALL AND LOCAL BUSINESS DEVELOPMENT

FY23												
FUND	FUND	PROGRAM	PROGRAM	OBJECT	OBJECT							
Sum of TOTAL_BUDGET_AMOUNT												
FUND	AGENCY_FUND	FUND_DETAIL	PROGRAM	CL_PROGR	PROGRAM_DETAILS	COSTCENTER	COSTCENTER_DETAILS	ACCOUNT	ACCOUNT_DETAILS	Total	Description	
1010001	0100	LOCAL FUND	300111	3065	PROGRAM GRANT SERVICE	30138	INNOVATION & EQUITABLE DEVELOPMENT	7141007	GRANTS & GRATUITIES	500,000.00	Robust Retail Grants	
	1000	LOCAL FUND	100003	1080	COMMUNICATIONS - GENE	30146	EXECUTIVE OFFICE OF THE DIRECTOR - ENO	7132001	CONTRACTUAL SERVICES - OTHER	35,000.00	Greenbook Design and Layout	
											Temp Support Services, Copy	
				100022	1020	CONTRACTING AND PRO	30147	OFFICE OF CONTRACTING & PROCUREMENT	7132001	CONTRACTUAL SERVICES - OTHER	68,841.97	Machine Service and Maintenance, Toolkit updates and Maintenance
				100042	1070	FLEET MANAGEMENT - GEI	30147	OFFICE OF CONTRACTING & PROCUREMENT	7131005	MAINTENANCE & REPAIRS - AUTO	2,182.00	
				100071	1040	INFORMATION TECHNOLO	30143	OFFICE OF INFORMATION TECHNOLOGY - E	7121009	TELEPHONE, TELETYPE, TELEGRAM, ETC	74,260.85	Telecomm
									7132001	CONTRACTUAL SERVICES - OTHER	255,000.00	DES Licenses
				100092	1060	LEGAL SERVICES - GENERAL	30141	OFFICE OF THE GENERAL COUNSEL - ENO	7131009	PROF SERVICE FEES & CONTR	9,415.78	Legal Data Base
				100153	1090	OPERATIONS MANAGEMEN	30146	EXECUTIVE OFFICE OF THE DIRECTOR - ENO	7111002	OFFICE SUPPLIES	5,491.00	Office Supplies
									7131008	MAINTENANCE & REPAIRS OTHER	25,000.37	
									7131009	PROF SERVICE FEES & CONTR	3,000.00	
									7131011	OFFICE SUPPORT	47,665.49	PCARD Tranfer
												Travel Training and Staff
									7131020	TUITION FOR EMPLOYEE TRAINING	57,207.00	Development, ELP Program fees
									7132001	CONTRACTUAL SERVICES - OTHER	10,000.00	Event Planning Services
									7171005	PURCHASES - OTHER EQUIPMENT	8,062.21	IT Equipment
				150003	1050	AGENCY BUDGETING AND	10001	BUDGET DIVISION	7131026	AUDIT COSTS	3,000.00	Audit Costs
				300104	3050	BUSINESS OPPORTUNITY &	30134	BUSINESS DEVELOPMENT DIVISION	7141007	GRANTS & GRATUITIES	169,111.00	Access to Capital Grants
					3060	BUSINESS OPPORTUNITY &	30134	BUSINESS DEVELOPMENT DIVISION	7131009	PROF SERVICE FEES & CONTR	3,260.29	Office Support
									7132001	CONTRACTUAL SERVICES - OTHER	88,800.00	Agency Office Support, Tabling and Promotional Items, Archiving Services and PCARD
												Food Waste, Dream and Sports
									7141007	GRANTS & GRATUITIES	936,633.90	Wagering Grants
					4020	BUSINESS OPPORTUNITY &	30136	COMMERCIAL REVITALIZATION DIVISION	7111002	OFFICE SUPPLIES	6,000.00	Office Supplies
									7132001	CONTRACTUAL SERVICES - OTHER	61,205.67	Restroom Pilot Program \$180K for Columbia Heights,\$150K for Frienship Heights, \$100K for Viva School,\$36.5 for Takoma Park
									7141007	GRANTS & GRATUITIES	466,500.00	Association Grants
				300105	2020	AGENCY COMPLIANCE	30137	COMPLIANCE DIVISION - ENO	7111002	OFFICE SUPPLIES	12,000.00	Office Supplies
				300108	2010	CERTIFIED BUSINESS ENTER	30135	CERTIFICATION DIVISION	7111002	OFFICE SUPPLIES	2,000.00	Office Supplies
				300109	4040	CLEAN TEAMS	30136	COMMERCIAL REVITALIZATION DIVISION	7141007	GRANTS & GRATUITIES	6,956,446.32	Clean Team Grants
				300110	4030	MAIN STREETS	30136	COMMERCIAL REVITALIZATION DIVISION	7141007	GRANTS & GRATUITIES	4,981,600.00	Main Street Grants
												ASPIRE, Cannabusiness and
				300111	3065	PROGRAM GRANT SERVICE	30138	INNOVATION & EQUITABLE DEVELOPMENT	7141007	GRANTS & GRATUITIES	1,050,000.00	Dream Grants
				300113	3040	PROCUREMENT TECHNICAL	30148	PROCUREMENT & TECHNICAL ASSISTANCE	7131011	OFFICE SUPPORT	22,257.24	PTAC Federal Fund Match
									7132001	CONTRACTUAL SERVICES - OTHER	1,962.15	PTAC Contracts
4020002	8200	FEDERAL GRV	300113	3040	PROCUREMENT TECHNICAL	30148	PROCUREMENT & TECHNICAL ASSISTANCE	7131003	TRAVEL - OUT OF CITY	22,522.65	PTAC Travel	
								7131011	OFFICE SUPPORT	44,250.03	PTTAC Federal Match	
								7132001	CONTRACTUAL SERVICES - OTHER	5,886.45	PTTAC Federal Match	
Grand Total										15,934,562.37		

DEPARTMENT OF SMALL AND LOCAL BUSINESS DEVELOPMENT

FY 2024 BUDGET VS ACTUAL- GROSS FUNDS - NON PERSONNEL SERVICES

Account Cate NON-PERSONNEL SERVICES

Cost Center	Cost Center Description	Program	Program Description	Account	Account Description	Fund	Fund Description	Data		Description
								Sum of Initial Budget	Sum of Available Budget	
10001	BUDGET DIVISION	150003	AGENCY BUDGETING AND FINANCIAL MANAGEMENT SERVICES	7131026	AUDIT COSTS	1010001	LOCAL FUNDS	\$ 3,000.00	\$ 3,000.00	Audit Costs
30148	PROCUREMENT & TECHNICAL ASSISTANCE UNIT	300113	PROCUREMENT TECHNICAL ASSISTANCE SERVICES	7131011	OFFICE SUPPORT	1010001	LOCAL FUNDS	\$ 2,257.24	\$ 2,257.24	PTAC Federal Fund Match
						4020002	FEDERAL GRANTS	\$ 44,250.03	\$ 44,250.03	PTAC Federal Fund Match
				7132001	CONTRACTUAL SERVICES - OTHER	1010001	LOCAL FUNDS	\$ 1,962.15	\$ 1,962.15	PTAC Contracts
						4020002	FEDERAL GRANTS	\$ 5,886.45	\$ 5,886.45	PTAC Contracts
				7131003	TRAVEL - OUT OF CITY	4020002	FEDERAL GRANTS	\$ 22,522.65	\$ 22,522.65	PTAC Travel
30146	EXECUTIVE OFFICE OF THE DIRECTOR - ENO	100003	COMMUNICATIONS - GENERAL	7132001	CONTRACTUAL SERVICES - OTHER	1010001	LOCAL FUNDS	\$ 5,000.00	\$ 5,000.00	Greenbook Design and Layout
		100153	OPERATIONS MANAGEMENT	7111002	OFFICE SUPPLIES	1010001	LOCAL FUNDS	\$ 5,491.00	\$ 5,491.00	Office Supplies
				7131009	PROF SERVICE FEES & CONTR	1010001	LOCAL FUNDS	\$ 3,000.00	\$ 3,000.00	Legal Data Base
				7131011	OFFICE SUPPORT	1010001	LOCAL FUNDS	\$ 35,655.49	\$ 35,655.49	PCARD Tranfer
				7132001	CONTRACTUAL SERVICES - OTHER	1010001	LOCAL FUNDS	\$ 10,000.00	\$ 10,000.00	Event Planning Services
				7171005	PURCHASES - OTHER EQUIPMENT	1010001	LOCAL FUNDS	\$ 8,062.21	\$ 8,062.21	IT Equipment
				7131008	MAINTENANCE & REPAIRS OTHER	1010001	LOCAL FUNDS	\$ 5,000.37	\$ 5,000.37	Copiers
										Travel Training and Staff Development, ELP
				7E+06	TUITION FOR EMPLOYEE TRAINING	1010001	LOCAL FUNDS	\$ 28,603.00	\$ 28,603.00	Program fees
30143	OFFICE OF INFORMATION TECHNOLOGY - ENO	100071	INFORMATION TECHNOLOGY SERVICES - GENERAL	7121009	TELEPHONE, TELETYPE, TELEGRAM, ETC	1010001	LOCAL FUNDS	\$ 10,563.08	\$ 10,563.08	Telecomm
								\$ 33,335.50	\$ 33,335.50	ITAssesment
								\$ 28,957.88	\$ -	ITAssesment
				7132001	CONTRACTUAL SERVICES - OTHER	1010001	LOCAL FUNDS	\$ 315,000.00	\$ 315,000.00	DES Licenses
30141	OFFICE OF THE GENERAL COUNSEL - ENO	100092	LEGAL SERVICES - GENERAL	7131009	PROF SERVICE FEES & CONTR	1010001	LOCAL FUNDS	\$ 415.78	\$ 415.78	Legal Data Base
30134	BUSINESS DEVELOPMENT DIVISION	300104	BUSINESS OPPORTUNITY & ACCESS TO CAPITAL SERVICES	7131009	PROF SERVICE FEES & CONTR	1010001	LOCAL FUNDS	\$ 3,260.29	\$ 3,260.29	Biz Ops District Connect
				7132001	CONTRACTUAL SERVICES - OTHER	1010001	LOCAL FUNDS	\$ 157,016.00	\$ 157,016.00	Agency Office Support, Tabling and Promotional Items, Archiving Services and PCARD
				7141007	GRANTS & GRATUITIES	1010001	LOCAL FUNDS	\$ 1,134,648.90	\$ 1,134,648.90	Grants for Ward 8, Sports Wagering and Access to Capital
30136	COMMERCIAL REVITALIZATION DIVISION	300104	BUSINESS OPPORTUNITY & ACCESS TO CAPITAL SERVICES	7111002	OFFICE SUPPLIES	1010001	LOCAL FUNDS	\$ 6,000.00	\$ 6,000.00	Office Supplies
				7132001	CONTRACTUAL SERVICES - OTHER	1010001	LOCAL FUNDS	\$ 2,523.00	\$ 2,523.00	Office Supplies
				7141007	GRANTS & GRATUITIES	1010001	LOCAL FUNDS	\$ 336,500.00	\$ 336,500.00	Food Waste and Takoma BID grants
		300109	CLEAN TEAMS	7141007	GRANTS & GRATUITIES	1010001	LOCAL FUNDS	\$ 6,743,816.32	\$ 1,683,184.46	Clean Teams
		300110	MAIN STREETS	7141007	GRANTS & GRATUITIES	1010001	LOCAL FUNDS	\$ 6,256,275.88	\$ 4,680,157.08	Main Streets
30137	COMPLIANCE DIVISION - ENO	300105	AGENCY COMPLIANCE	7111002	OFFICE SUPPLIES	1010001	LOCAL FUNDS	\$ 6,000.00	\$ 6,000.00	Office Supplies
30135	CERTIFICATION DIVISION	300108	CERTIFIED BUSINESS ENTERPRISE CERTIFICATION	7111002	OFFICE SUPPLIES	1010001	LOCAL FUNDS	\$ 2,000.00	\$ 2,000.00	Office Supplies
30147	OFFICE OF CONTRACTING & PROCUREMENT	100022	CONTRACTING AND PROCUREMENT - GENERAL	7132001	CONTRACTUAL SERVICES - OTHER	1010001	LOCAL FUNDS	\$ 68,841.97	\$ 68,841.97	Green book and Support Services Contracts
		100042	FLEET MANAGEMENT - GENERAL	7131005	MAINTENANCE & REPAIRS - AUTO	1010001	LOCAL FUNDS	\$ 2,563.40	\$ 2,563.40	DPW
30138	INNOVATION & EQUITABLE DEVELOPMENT DIVISION	300111	PROGRAM GRANT SERVICES	7141007	GRANTS & GRATUITIES	1010001	LOCAL FUNDS	\$ 1,550,000.00	\$ 1,550,000.00	Dream, ASPIRE, Cannabusiness and Robust Retail Grants
Grand Total								\$ 16,838,408.59	\$ 10,172,700.05	

Q24 – List of Grants

FY	Grant Name	Start Date	End Date	Amount	Source	Purpose	Expenditures
2023	Procurement Technical Assistance Program	10/1/2022	9/30/2023	\$494,313.60	US Defense Logistics Agency (DLA)	Provides support and training to local businesses attempting to gain access to federal contract opportunities.	\$191,402.00
2024	APEX Accelerators (formerly Procurement Technical Assistance Program)	10/1/2023	3/31/2024	\$409,186.2	Department of Defense (DoD)	Provides support and training to local businesses attempting to gain access to federal contract opportunities.	Note: The agency is working with the OCFO to obtain the expenditure number. It will be provided once it's available.

Q26 - Agency Contracts

Vendor Name	Contract Number	Contract Purpose - Description of Services	Competitive or Sole Source	Contract Type	Original Contract	Contract Term Begin Date	Contract Term End Date	Contract Period (FY24)	Contract Period Total Amount (FY24)	FY24 Funding Amount	Contract Status	Funding Source (local, federal, private, special revenue, specify if ARPA)	Funding Program	Funding Activity	Funding Service (if applicable)	Notes
Carasoft	TBD	DES Licensing Subscriptions	Non-Competitive/Sole Source	Firm Fixed Price		10/1/2023	9/30/2024	Option Year 4	\$315,000.00	\$315,000.00	Ongoing	Local	Information Technology	Information Technology	Local	
N/A	TBD	DSLBD Business Center Service and Maintenance	TBD	Firm Fixed Price		10/1/2023	9/30/2024	Not Applicable	\$41,886.00	\$41,886.00	Ongoing	Local	Business Opps	Business Opps	Local	
N/A	TBD	DSLBD District Connect Support and EIE Support Contracts	TBD	Firm Fixed Price		10/1/2023	9/30/2024	Not Applicable	\$56,341.85	\$56,341.85	Ongoing	Local	Business Opps	Business Opps	Local	
N/A	TBD	Greenbook Development, Mailing and Printing	TBD	TBD		10/1/2023	9/30/2024	Not Applicable	\$35,000.00	\$35,000.00	Ongoing	Local	Communications	Communications	Local	
N/A	TBD	PTAC Local Matching Funds- Outreach systems	Non-Competitive/Sole Source	Firm Fixed Price		10/1/2023	9/30/2024	Not Applicable	\$1,962.15	\$1,962.15	Ongoing	Federal	APEX	APEX	Federal	
N/A	TBD	Staff Training	TBD	TBD		10/1/2023	9/30/2024	Not Applicable	\$22,800.00	\$22,800.00	Ongoing	Local	Office of the Director	Office of the Director		
N/A	TBD	DSLBD Support Services	Competitive	Firm Fixed Price		10/1/2023	9/30/2024	Not Applicable	\$66,000.00	\$66,000.00	Ongoing	Local	Office of the Director	Office of the Director	Local	
N/A	TBD	Promotional Items and Tabling	Competitive	TBD		10/1/2023	9/30/2024	Not Applicable	\$27,239.00	\$27,239.00	Ongoing	Local	Communications	Communications	Local	

Vendor / Grantee Name	Contract Number / Grant Number	Contract / Grant Purpose - Description of Services	Competitive or Sole Source	Contract Type (N/A for Grants)	Original Contract / Grant Amount	Contract / Grant Term Begin Date	Contract / Grant Term End Date	Contract / Grant Period (FY24)	Contract / Grant Total Amount (FY24)	FY24 Funding Amount	Contract / Grant Status	Funding Source (local, federal, private, special revenue, specify if ARPA)	Funding Program	Funding Activity	Funding Service (if applicable)	Funding CSG	Notes
TBD		DSLBD Office Supplies	TBD	TBD		10/1/2023	9/30/2024		\$19,491.00	\$19,491.00	Ongoing	Local	Local	Local	Local	Local	CSG20
QCTO		OCTO Telecommunications	TBD	TBD		10/1/2023	9/30/2024		\$72,114.00	\$72,114.00	Ongoing	Local	Local	Local	Local	Local	Add CSG 31
TBD		OCTO Shared Services- Audit Costs	TBD	TBD		10/1/2023	9/30/2024		\$3,000.00	\$3,000.00	Ongoing	Local	Local	Local	Local	Local	CSG40
TBD		DPW - Shared Services Fleet Management Auto	TBD	TBD	TBD	10/1/2023	9/30/2024		\$14,851.78	\$14,851.78	Ongoing	Local	Local	Local	Local	Local	CSG40
Star Office Products		Copier Service and Maintenance	TBD	Firm Fixed Price		10/1/2023	9/30/2024		\$5,000.00	\$5,000.00	Ongoing	Local	Local	Local	Local	Local	CSG40
TBD		PTAC Local Matching Funds	TBD	TBD		10/1/2023	9/30/2024		\$44,250.00	\$44,250.00	Ongoing	Federal	Federal	Federal	Federal	Federal	CSG40
TBD		Office Supplies and Support (PCARD)	TBD	TBD		10/1/2023	9/30/2024		\$61,646.77	\$61,646.77	Ongoing	Local	Local	Local	Local	Local	CSG40
TBD		Computer Equipment and Accessories	TBD	TBD		10/1/2023	9/30/2024		\$8,062.21	\$8,062.21	Ongoing	Local	Local	Local	Local	Local	CSG70

Performance Plans > **Department of Small and Loc...**
 ▶ Reports & Charts

[Edit](#) [Email](#) [More ▾](#)

Agency [Department of Small and Local Business Development](#) Agency Acronym DSLBD Agency Code ENO [Agency Glossary](#)

To edit agency and POC information press your agency name (underlined and in blue above).

Agency Performance POCs [Mary Wright](#) Agency Budget POCs [Rosemary Suggs-Evans](#) Fiscal Year 2023

Select Measures to highlight in PAR

[Return](#)

Appendix Page 32

FY2023 Agency Accomplishments

Please add up to 3 agency accomplishments to be shared out in your Agency's Performance Accountability Report.

[Add Accomplishment](#)

Full Report | Grid Edit | Email | More ▾ 3 Accomplishment records

What is the accomplishment that your agency wants to highlight?	How did this accomplishment impact residents of DC?	How did this accomplishment impact your agency?
The creation and launch of the INNOV Loan Fund to empower and support District cannabis businesses and aspiring resident entrepreneurs	The INNOV Loan Fund is a first-of-its-kind, innovative initiative designed to provide enhanced financial support to marginalized local residents attempting to operate in the high barrier-to-entry legal cannabis industry. These persons often face significant and multiple obstacles when trying to obtain funding through traditional banking institutions. The Fund addresses this barrier by offering an alternative means for financial assistance to these individuals.	The creation of the INNOV Loan Fund better positioned the agency to directly address barriers to legal cannabis market access for local resident entrepreneurs, particularly those from traditionally underserved populations, returning citizens, and veterans. The Fund's June 2023 launch was the culmination of extensive research, community outreach, partnership engagement, and overall planning by DSLBD. Beginning in October 2022, DSLBD engaged with over 500 community stakeholders on the topic of equitable access to the legal cannabis market through a series of agency-hosted learning and networking salons.
The expansion of CBE Green, a grant program that encourages CBEs to help build capacity for other CBEs	Since its inception in FY22, the agency has awarded over \$500,000 in equitable contract services grants to 10 CBEs to provide back office supports to close to 200 CBEs wanting to enter the Green space. In FY23, this grant program was further expanded to provide reimbursable grants to 9 eligible businesses for expenses incurred to maintain business operations in pursuit of contracting opportunities with the DC Sustainable Energy Utility (DCSEU).	CBE Green furthers the Department's priorities of building capacity for local businesses, fostering more opportunities with a focus on equity, and promoting businesses to business collaboration. Through partnership with the Department of Energy and Environment (DOEE), CBE Green awards grants to CBE service firms to provide critical back-office supports for other CBEs, namely certified small business enterprises (SBEs), resident-owned businesses (ROBs), or disadvantaged business enterprises (DBEs) interested in pursuing contract and procurement opportunities with the DC Sustainable Energy Utility (DCSEU), an entity committed to helping District residents, businesses, and institutions save money through energy efficiency and renewable energy programs.
The participation of a record-breaking number of local businesses in the Certified Business Program (CBE) Program	In FY23, a record-breaking 2,000-plus local, certified businesses participated in the program.	The Department has been successful in attracting more local business participation to the CBE Program by simplifying the certification and re-certification processes, ramping up compliance and enforcement against bad actors, and introducing legislation to strengthen the integrity of the program in support of bona fide local businesses.

2023 Objectives

Full Report | Grid Edit | Email | More ▾ 6 Objective records

Objective Number	Strategic Objective	# of Measures	# of Operations	Add Key Performance Indicator
1	Develop and maintain a streamlined, efficient certification process for businesses wanting to certify with the DC Government.	2	1	Add Key Performance Indicator
2	Assist agencies in complying with legal requirements in accordance with DC Code 2-218.01 et seq.	5	2	Add Key Performance Indicator
3	Effectively manage the Small Business Capital Access Fund.	1	1	Add Key Performance Indicator
4	Leverage business development through coordinated technical and financial assistance, strategic partnerships and stakeholder engagement.	2	3	Add Key Performance Indicator
5	Extend economic development to District neighborhoods through commercial revitalization initiatives and programs.	1	1	Add Key Performance Indicator
6	Create and maintain a highly efficient, transparent, and responsive District government.	16	0	Add Key Performance Indicator
TOT		27	8	

2023 Key Performance Indicators

Full Report | Grid Edit | Email | More ▾ 16 Measure records

Measure	Highlight in PAR	Directionality	Frequency of Reporting	FY2019 Actual	FY2020 Actual	FY2021 Actual Report	FY2022 Actual Report	FY 2023 Target Report	FY 2023 Quarter 1	FY 2023 Quarter 2	FY 2023 Quarter 3	FY 2023 Quarter 4	FY 2023 Report	Was 2023 KPI Met?	Are Explanations of Barriers to Meeting KPIs Complete FY23
1 - Develop and maintain a streamlined, efficient certification process for businesses wanting to certify with the DC Government.															

1 - Develop and maintain a streamlined, efficient certification process for businesses wanting to certify with the DC Government. (2 Measure records)

	Measure	Highlight in PAR	Directionality	Frequency of Reporting	FY2019 Actual	FY2020 Actual	FY2021 Actual Report	FY2022 Actual Report	FY 2023 Target Report	FY 2023 Quarter 1	FY 2023 Quarter 2	FY 2023 Quarter 3	FY 2023 Quarter 4	FY 2023 Report	Was 2023 KPI Met?	Are Explanations of Barriers to Meeting KPIs Complete FY23
	Percent of assigned applications reviewed within 10 business days	<input type="checkbox"/>	Up is Better	Quarterly	78.3%	84.8%	92%	96.8%	90%	98%	89%	98%	93%	94.5%	Met	
2 - Assist agencies in complying with legal requirements in accordance with DC Code 2-218.01 et seq. (5 Measure records)																
	Percent of monitored agencies participating in mandatory Expendable Budget training	<input type="checkbox"/>	Up is Better	Annually	100%	80.7%	100%	99%	100%	Annual Measure	Annual Measure	Annual Measure	Annual Measure	92%	Nearly Met	
	Percent of monitored agencies who achieved their Small Business Enterprise (SBE) spend goal	<input type="checkbox"/>	Up is Better	Annually	73%	98%	86%	91%	85%	Annual Measure	Annual Measure	Annual Measure	Annual Measure	Needs Data Update		Annual Total Needed
	Percent of monitored agencies reporting on subcontracting dollars with SBEs	<input type="checkbox"/>	Up is Better	Annually	New in 2020	85%	100%	100%	100%	Annual Measure	Annual Measure	Annual Measure	Annual Measure	100%	Met	
	Percent of monitored contracts that have a performance period ending within the fiscal year that met its SBE subcontracting requirement	<input type="checkbox"/>	Up is Better	Annually	New in 2020	Not Available	Not Available	Not Available	80%	Annual Measure	Annual Measure	Annual Measure	Annual Measure	No data available		Annual Total Needed
	Percent of waiver requests processed within 20 days or less that were required to be responded to within the quarter	<input type="checkbox"/>	Up is Better	Quarterly	47%	37%	44.5%	66.5%	50%	68%	87%	69%	83%	76.8%	Met	
3 - Effectively manage the Small Business Capital Access Fund. (1 Measure)																
	Total dollar amount of loans dispersed to small businesses	<input type="checkbox"/>	Up is Better	Annually	\$1,572,527	\$402,350	\$692,995.00	\$608,400.00	\$600,000.00	Annual Measure	Annual Measure	Annual Measure	Annual Measure	\$79,000	Unmet	
4 - Leverage business development through coordinated technical and financial assistance, strategic partnerships and stakeholder engagement. (2 Measure records)																
	Total dollar amount in opportunities for small businesses as a result of business development coaching and matchmaking activities	<input type="checkbox"/>	Up is Better	Annually	\$4,853,775	\$399,600	\$4,328,484.00	\$1,500,887.00	\$4,000,000.00	Annual Measure	Annual Measure	Annual Measure	Annual Measure	\$6,695,038.9	Met	
	Total contract dollar amount awarded to PTAC clients	<input type="checkbox"/>	Up is Better	Quarterly	\$56,229,274	\$34,723,301	\$57,989,916.50	\$31,170,435.00	\$30,000,000.00	\$3,186,303.00	\$8,315,036.00	\$16,812,324.20	\$15,412,066.00	\$43,725,729	Met	
5 - Extend economic development to District neighborhoods through commercial revitalization initiatives and programs. (1 Measure)																
	Percent of invoices processed within 5 business days	<input type="checkbox"/>	Up is Better	Quarterly	70.5%	99.6%	97.5%	94.8%	95%	100%	96%	96%	100%	98%	Met	
6 - Create and maintain a highly efficient, transparent, and responsive District government. (5 Measure records)																
	Percent of new hires that are District residents	<input type="checkbox"/>	Neutral	Annually	New in 2023	New in 2023	New in 2023	New in 2023	New in 2023	Annual Measure	Annual Measure	Annual Measure	Annual Measure	71.4%	New in 2023	
	Percent of new hires that are District resident graduates	<input type="checkbox"/>	Neutral	Annually	New in 2023	New in 2023	New in 2023	New in 2023	New in 2023	Annual Measure	Annual Measure	Annual Measure	Annual Measure	41.2%	New in 2023	
	Percent of employees that are District residents	<input type="checkbox"/>	Neutral	Annually	New in 2023	New in 2023	New in 2023	New in 2023	New in 2023	Annual Measure	Annual Measure	Annual Measure	Annual Measure	61.5%	New in 2023	
	Percent of agency staff who were employed as Management Supervisory Service (MSS) employees prior to 4/1 of the fiscal year that had completed an Advancing Racial Equity (AE204) training facilitated by ORE within the past two years.	<input type="checkbox"/>	Neutral	Annually	New in 2023	New in 2023	New in 2023	New in 2023	New in 2023	Annual Measure	Annual Measure	Annual Measure	Annual Measure	Needs Data Update	New in 2023	
	Percent of required contractor evaluations submitted to the Office of Contracting and Procurement on time.	<input type="checkbox"/>	Neutral	Annually	New in 2023	New in 2023	New in 2023	New in 2023	New in 2023	Annual Measure	Annual Measure	Annual Measure	Annual Measure	No applicable incidents	New in 2023	

2023 Operations

Full Report Grid Edit Email More ▾ 8 Activity records																
	Operations Header	Operations Title	Operations Description	Type of Operations	Add Workload Measure	Add Strategic Initiative										
1 - Develop and maintain a streamlined, efficient certification process for businesses wanting to certify with the DC Government. (1 Activity)																
	CERTIFICATION	Process Certified Business Enterprise (CBE) applications in an average of 30 business days	DSLBD is committed to simplifying the bureaucratic process. By simplifying the regulatory environment, we anticipate more entrepreneurs will register as CBEs and others will no longer be afraid of doing business in the city. We will also continue to make improvements to our certifications and compliance staff to maximize efficiency and ensure customer service. This is a rolling initiative.	Daily Service	Add Workload Measure	Add Strategic Initiative										
2 - Assist agencies in complying with legal requirements in accordance with DC Code 2-218.01 et seq. (2 Activity records)																
	COMPLIANCE	Provide Compliance training and outreach to monitored agencies	To ensure agencies are fully compliant with requirements according to 2-218.01 et seq., the Compliance division will conduct ongoing training sessions and targeted outreach to key staff across monitored agencies.	Daily Service	Add Workload Measure	Add Strategic Initiative										
	COMPLIANCE	Compliance Monitoring and Enforcement	Compliance staff will monitor agency spend, investigate complaints, track and assess agency reporting and enforce 2-218.01 in order to ensure full compliance with the law.	Daily Service	Add Workload Measure	Add Strategic Initiative										
3 - Effectively manage the Small Business Capital Access Fund. (1 Activity)																
	Access to Capital	Implement District Capitalized	District capitalized is a comprehensive program that will leverage the Small Business Capital Access Fund in order to provide firm with the necessary capital to sustain and operate a business in the District.	Key Project	Add Workload Measure	Add Strategic Initiative										
4 - Leverage business development through coordinated technical and financial assistance, strategic partnerships and stakeholder engagement. (3 Activity records)																
	BUSINESS DEVELOPMENT	Workforce and service integration support	Support the alignment of small business development, entrepreneurship, education and workforce development.	Daily Service	Add Workload Measure	Add Strategic Initiative										
	BUSINESS DEVELOPMENT	Develop strategic partnerships to assist small business development	The business development programs of DSLBD will aid small businesses by identifying and entering into strategic partnerships so as to leverage financial, technical and operational assistance from private, regional, state and federal partners.	Daily Service	Add Workload Measure	Add Strategic Initiative										
	BUSINESS DEVELOPMENT	Target resources to attract, retain and prepare businesses for procurement and other opportunities	The business development programs of DSLBD will support small businesses in obtaining contracts and other opportunities by providing training, counseling, educational outreach and matchmaking services.	Daily Service	Add Workload Measure	Add Strategic Initiative										
5 - Extend economic development to District neighborhoods through commercial revitalization initiatives and programs. (1 Activity)																

Operations Header	Operations Title	Operations Description	Type of Operations	Add Workload Measure	Add Strategic Initiative
-------------------	------------------	------------------------	--------------------	----------------------	--------------------------

Teams.

2023 Workload Measures

Full Report Grid Edit Email More ▾ 29 Measure records												
Measure	New Measure/ Benchmark Year	Highlight in PAR	Frequency of Reporting	FY2020 Actual	FY2021 Actual	FY2022 Actual	FY 2023 Quarter 1	FY 2023 Quarter 2	FY 2023 Quarter 3	FY 2023 Quarter 4	FY 2023 Report	
1 - Process Certified Business Enterprise (CBE) applications in an average of 30 business days (2 Measure records)												
Number of CBE applications received	<input type="checkbox"/>	<input type="checkbox"/>	Quarterly	582	668	641	144	170	132	138	584	
Number of Certified Business Enterprises (CBEs)	<input type="checkbox"/>	<input type="checkbox"/>	Quarterly	1,899	1,957	1,973.8	1,967	1,983	2,004	2,023	1994.3	
2 - Compliance Monitoring and Enforcement (6 Measure records)												
Dollar value of verified public private development subcontractor payments	<input type="checkbox"/>	<input type="checkbox"/>	Annually	New in 2021	\$442,788,961.52	\$428,257,615.94	Annual Measure	Annual Measure	Annual Measure	Annual Measure	\$248,122,329	
Number of monitored agencies	<input type="checkbox"/>	<input type="checkbox"/>	Annually	New in 2022	New in 2022	89	Annual Measure	Annual Measure	Annual Measure	Annual Measure	90	
Number of spot checks conducted	<input type="checkbox"/>	<input type="checkbox"/>	Annually	Not Available	1,342	1,337	Annual Measure	Annual Measure	Annual Measure	Annual Measure	452	
Number of active public private development projects	<input type="checkbox"/>	<input type="checkbox"/>	Annually	106.8	109.5	108	Annual Measure	Annual Measure	Annual Measure	Annual Measure	119	
Number of waivers received in the fiscal year	<input type="checkbox"/>	<input type="checkbox"/>	Annually	270	304	306	Annual Measure	Annual Measure	Annual Measure	Annual Measure	341	
Number of monitored agencies reporting subcontracting dollars	<input type="checkbox"/>	<input type="checkbox"/>	Annually	26	25	21	Annual Measure	Annual Measure	Annual Measure	Annual Measure	26	
2 - Provide Compliance training and outreach to monitored agencies (1 Measure)												
Number of mandatory training sessions held	<input type="checkbox"/>	<input type="checkbox"/>	Annually	10	15	11	Annual Measure	Annual Measure	Annual Measure	Annual Measure	10	
4 - Develop strategic partnerships to assist small business development (3 Measure records)												
Dollar amount of opportunities as a result of strategic partnerships	<input type="checkbox"/>	<input type="checkbox"/>	Annually	\$1,197,432	\$12,095,000.00	\$1,628,000.00	Annual Measure	Annual Measure	Annual Measure	Annual Measure	\$8,284,349.6	
Number of grantees and/or pitch participants supported	<input type="checkbox"/>	<input type="checkbox"/>	Quarterly	423	285	486	101	128	326	107	662	
Number of strategic partnerships maintained	<input type="checkbox"/>	<input type="checkbox"/>	Annually	80	160	900	Annual Measure	Annual Measure	Annual Measure	Annual Measure	492	
4 - Target resources to attract, retain and prepare businesses for procurement and other opportunities (8 Measure records)												
Influential capital and revenue for DC-Based Businesses	<input type="checkbox"/>	<input type="checkbox"/>	Annually	Not Available	\$2,783,465.00	\$2,682,941.70	Annual Measure	Annual Measure	Annual Measure	Annual Measure	\$971,500	
Number of business development coaching/counseling hours	<input type="checkbox"/>	<input type="checkbox"/>	Annually	3,206	4,099.2	3,835	Annual Measure	Annual Measure	Annual Measure	Annual Measure	4152.5	
Number of business development coaching/counseling/training/matchmaking events	<input type="checkbox"/>	<input type="checkbox"/>	Annually	296	333	405	Annual Measure	Annual Measure	Annual Measure	Annual Measure	245	
Number of small business participants in coaching/counseling training/matchmaking events	<input type="checkbox"/>	<input type="checkbox"/>	Annually	13,263	14,469	14,614	Annual Measure	Annual Measure	Annual Measure	Annual Measure	11,129	
Number of returning citizen businesses and entrepreneurs supported through technical assistance and training	<input type="checkbox"/>	<input type="checkbox"/>	Quarterly	Not Available	209	1,093	96	301	450	65	912	
Number of small business promotion events/posts	<input type="checkbox"/>	<input type="checkbox"/>	Quarterly	Not Available	500	108	62	10	11	27	110	
Percent increase of qualified CBE DC PTAC clients	<input type="checkbox"/>	<input type="checkbox"/>	Annually	21.1%	100%	41.8%	Annual Measure	Annual Measure	Annual Measure	Annual Measure	19%	
Number of training sessions for CBE small businesses that are looking to do business with DC Government and/or the Federal Government	<input type="checkbox"/>	<input type="checkbox"/>	Annually	57	51	48	Annual Measure	Annual Measure	Annual Measure	Annual Measure	36	
4 - Workforce and service integration support (1 Measure)												
Number of returning citizen businesses and entrepreneurs supported with access to capital and financing	<input type="checkbox"/>	<input type="checkbox"/>	Quarterly	Not Available	41	220	16	0	23	131	170	
5 - Continue to provide support and grant management to DC Main Streets and Clean Teams. (8 Measure records)												
Amount of Neighborhood Revitalization Grants Allocated	<input type="checkbox"/>	<input type="checkbox"/>	Quarterly	9,241,971	10,343,202	13,649,592	11,694,248	645,500	0	0	12,339,748	
Number of DC Main Street Organizations	<input type="checkbox"/>	<input type="checkbox"/>	Annually	24	26	28	Annual Measure	Annual Measure	Annual Measure	Annual Measure	28	
Number graffiti removed in commercial corridors by Clean Teams	<input type="checkbox"/>	<input type="checkbox"/>	Quarterly	19,816	16,277	20,909	7,201	7,202	7,439	7,472	29,314	
Number of business development counseling hours with Main Streets Programs	<input type="checkbox"/>	<input type="checkbox"/>	Quarterly	478	938	298	35	75	108	12	230	
Number of jobs created or maintained for Clean Team Crew Members	<input type="checkbox"/>	<input type="checkbox"/>	Quarterly	279	462	642	137	137	137	137	548	
Number of training sessions held	<input type="checkbox"/>	<input type="checkbox"/>	Quarterly	57	45	44	2	3	18	0	23	

Measure	New Measure/Benchmark Year	Highlight in PAR	Frequency of Reporting	FY2020 Actual	FY2021 Actual	FY2022 Actual	FY 2023 Quarter 1	FY 2023 Quarter 2	FY 2023 Quarter 3	FY 2023 Quarter 4	FY 2023 Report
Pounds of litter and recyclables collected in commercial corridors by Clean Teams	<input type="checkbox"/>	<input type="checkbox"/>	Quarterly	9,271,887	9,785,208	433,315	93,600	93,070	84,080	2,191,120	2,461,870
Number of Clean Team Programs	<input checked="" type="checkbox"/>	<input type="checkbox"/>	Annually	New in 2023	New in 2023	New in 2023	Annual Measure	Annual Measure	Annual Measure	Annual Measure	40

2023 Strategic Initiatives

Full Report Grid Edit Email More ▼ 6 Strategic Initiative records											
Strategic Initiative Title	Strategic Initiative Description	Proposed Completion Date	Is this Initiative focused on Wards 7 and/or 8?	Does this initiative support the Resilient DC Strategy?	Is this initiative related to an American Rescue Plan Act (ARPA) enhancement?	Is this initiative focused on enhancing racial equity?	Add Initiative Update				
Continue to provide support and grant management to DC Main Streets and Clean Teams. (2 Strategic Initiative records)											
Conduct Main Streets Feasibility Study	DSLBD will conduct a Main Street feasibility study in the amount of \$100,000 regarding the District's necessity, viability, benefits, and compatibility with current Main Street program participants.	09-30-2023	<input type="checkbox"/>	<input checked="" type="checkbox"/>	<input type="checkbox"/>	<input type="checkbox"/>					
Provide Technical Assistance to Small Business Owners in Underserved Main Street areas	DSLBD will work with Main Streets Programs to provide small business technical assistance support to small business owners located in Main Street corridors in underserved areas. Assistance will include small business essentials; business branding and marketing costs; and financial basics.	09-30-2023	<input type="checkbox"/>	<input checked="" type="checkbox"/>	<input type="checkbox"/>	<input type="checkbox"/>					
Develop strategic partnerships to assist small business development (1 Strategic Initiative)											
Create CBE Capacity Building Partnerships	DSLBD's certification and business opportunity divisions will foster partnerships with District Government agencies to increase the utilization of CBEs within procurement opportunities. The focus will be the areas in industries that have no to low CBE participation; or where CBEs are unable to participate due to capacity limitations. Some areas we have identified with no or low CBE participation are in Forestry at DDOT and Environmental Engineering at DOEE. The partnerships will identify capacity issues that may prevent CBEs from obtaining opportunities with certain agencies and will stimulate the growth in capacity for CBEs in specific industries. This initiative may also grow CBEs that maintain the SBE certification category in certain industries with the use of DSLBD's mentor protégé program within partnerships created with other agencies or organizations. This initiative will help grow the number of active CBEs and will open opportunities, that were otherwise unavailable, to CBEs.	09-30-2023	<input type="checkbox"/>	<input checked="" type="checkbox"/>	<input type="checkbox"/>	<input type="checkbox"/>	Add Initiative Update				
Process Certified Business Enterprise (CBE) applications in an average of 30 business days (1 Strategic Initiative)											
Capture additional requirements and incorporate additional functionality for the District Enterprise System (DES)	Continue capturing and fine tuning the requirements for Compliance (PPD), Small Business Technical Assistance (formerly Business Opportunities) and the Grants DES modules. For Compliance, automate the budget and payment data from the District Integrated Financial System (DIFS). Continue with the development of the Grants Monitoring processes and the development of the Grants Application processes. Both processes will include the internal work flows required by the DSLBD Grant staff as well as the capability for the Grant Applicants, Panel Reviewers, and the Grantees to be able to access the system and provide input.	09-30-2023	<input type="checkbox"/>	<input checked="" type="checkbox"/>	<input type="checkbox"/>	<input type="checkbox"/>	Add Initiative Update				
Target resources to attract, retain and prepare businesses for procurement and other opportunities (1 Strategic Initiative)											
Waiver Analysis	DSLBD's Business Opportunity Division will conduct a detailed review of all waivers granted within the past two (2) years to identify trends and opportunities. We will look for waivers which could be avoided if SBEs were able to change their business model to better fit the solicitation. Examples of changing a business model could include hiring certified staff or obtaining business certifications which are specified in solicitations. Other changes could include adding new product lines or gathering experience from other clients which would make an SBE better qualified for work with the District Government. DSLBD will produce workshops and provide one-on-one counseling with SBEs to share the results of this research. Through sharing information about opportunities, SBEs will be able to successfully compete for more contract opportunities with District agencies.	09-30-2023	<input type="checkbox"/>	<input checked="" type="checkbox"/>	<input type="checkbox"/>	<input type="checkbox"/>	Add Initiative Update				
Workforce and service integration support (1 Strategic Initiative)											
Finalize and Launch a Racial Equity Action Plan	In FY23 DSLBD intends to finalize and launch a Racial Equity Action Plan as part of our ongoing work with the DC Office of Racial Equity.	09-30-2023	<input type="checkbox"/>	<input type="checkbox"/>	<input type="checkbox"/>	<input checked="" type="checkbox"/>					

2023 Initiative Updates

[Add Current Quarter Initiative Updates](#)

Full Report Grid Edit Email More ▼ 22 Initiative Update records											
Strategic Initiative Title	Initiative Status Update	% Complete to date	Confidence in completion by end of fiscal year (9/30)?	Status of Impact	Supporting Data	Reporting Quarter					
Capture additional requirements and incorporate additional functionality for the District Enterprise System (DES) (4 Initiative Update records)											
Capture additional requirements and incorporate additional functionality for the District Enterprise System (DES)	Functional Requirements Document <ol style="list-style-type: none"> Continuing to update and complete the Functional Requirements Document (FRD) for the following modules. <ol style="list-style-type: none"> Grants Small Business Technical Assistance Compliance Certification The document is being revised to capture updated and new requirements since the initial FRD was completed in November 2015. Grants <ol style="list-style-type: none"> Continuing development and fine tuning of Grants Reporting and Monitoring functionality <ol style="list-style-type: none"> Grants Business Record Setup Expenses Cost Categories Disbursements Performing user acceptance testing and making the high priority updates. Compliance <ol style="list-style-type: none"> Working on training material for each of the user groups for the Agency Contracting Module Certification <ol style="list-style-type: none"> Completed the development of some prioritized certification requirements. 	25-49%	High	Incremental		Q1					
Capture additional requirements and incorporate additional functionality.		50-74%	Medium	Demonstrable		Q2					

Strategic Initiative Title	Initiative Status Update	% Complete to date	Confidence in completion by end of fiscal year (9/30)?	Status of Impact	Supporting Data	Reporting Quarter
	<p>d. Certification</p> <p>Grants</p> <ol style="list-style-type: none"> Continued development and testing of Grants Reporting and Monitoring functionality Released Grants updates on February 23, 2023 <p>The release included the following: Adding new Grants functionality to DES to update and include new functionality</p> <ol style="list-style-type: none"> Create New Grants Programs Expense Reports Insurance Requirements <p>Grant Staff can mark the various insurance(s) that all Grantees under a Grant Program will be required to carry.</p> <ol style="list-style-type: none"> Create Grant Records Internally Create Business Records Link Business Records to Grant Records Insurance Linked at Business Record Grantee Portal Disbursements Cost Categories / Budget CBE Requirements Grantee to Submit Expenses Grant Staff Review Expenses Grantee to Submit Cost Category Modifications Grant Staff to Review Cost Category Modifications <p>Certification</p> <ol style="list-style-type: none"> Continued development and testing of Certification updates Released Certification updates March 20, 2023 <p>The release included the following:</p> <ol style="list-style-type: none"> Update the language shown on the CBE Certification Portal login so that it lists Chrome as the recommended browser. Updates for CBE Application, CBE Change Request, and Full CBE Recertification so that the text references DC Department of Licensing and Consumer Protection (DLCP) instead of Department of Consumer and Regulatory Affairs (DCRA). Allow businesses to indicate any other names (trade names or DBA) that the business might be known by in the CBE Certification process. Update the internal clock for Certification Specialist, Analyst, or Manager review time. Update the internal statuses to the CBE Certification to include a 'Withdrawn' status. <p>Compliance</p> <ol style="list-style-type: none"> Continued development and testing of Compliance updates Released Compliance updates March 20, 2023 <p>The release included the following:</p> <ol style="list-style-type: none"> Including a Legal Advisor role in the waiver review and sign-off process. Updating the Waiver document so that the official titles of the reviewers will be displayed. 					
Capture additional requirements and incorporate additional functionality for the District Enterprise System (DES)	<p>The Functional Requirements Document (FRD) is complete.</p> <ul style="list-style-type: none"> Grant Reporting & Monitoring module is in the production environment. Expense Reporting <ul style="list-style-type: none"> Grantees can now log into the portal & submit their expenses. Activity Reporting (New Functionality) Grantees can now log into the DES portal & submit updates to their program plan. Grantees can submit updates on their TA, Pitch, etc. by uploading Excel spreadsheets. An enhanced version will be explored in FY24 Q1 Business Records Updates <ul style="list-style-type: none"> Grant Staff will have a different Business Records view from both Certification and Compliance Grant Staff will NOT be able to edit existing business records – especially CBE records. However, Grant Staff will have the ability to create new Business Records. Data Automation was not achieved during the quarter. There are roadblocks that need to be considered regarding the data automation including but not limited to the current project schedule and availability of all parties. <ul style="list-style-type: none"> SBTA is reviewing FRD Some major updates / changes are required. There are some missing pieces. We will work with the product owners to identify the missing module requirements. Compliance Contracts Pilot Complete The Contracts module is deployed to production. Programmatic team can begin utilizing the module. 	75-99%	Medium	Demonstrable		Q3
Capture additional requirements and incorporate additional functionality for the District Enterprise System (DES)	<p>The Grants team is utilizing the Reporting, Expenses and Grants Business Records. They are working with the development team to resolve any bugs, and/or necessary functionality i.e. updating the screen layout to include file upload and saving business records. The team is also refining their system administrator permissions i.e. setting user permissions by role and specifying access.</p> <p>Compliance - The PPD User Stories have been reviewed by the DES team and the development and QA testing is in-progress. A known roadblock is the development team losing a developer in September until around January 2024. This has/will affect the overall project timeline. The PPD team will begin UAT and the Pilot period in October 2023. The DES Development team will provide an updated schedule for FY24. The DES Development team will be meeting with the Compliance team to gather requirements for the Waiver process.</p> <p>Based on the development team's current implementation process, fixes/builds (any development work must be uploaded individually) to each environment, additional time must be accounted for testing and bug fixes. All parties are aware of this issue. A software tool has been suggested to OCTO to investigate, vet and hopefully purchase in FY 24 to expedite future development and deployments.</p> <p>The Certification team has resolved most CBE data issues. Those have been shared with the DES and OCTO Data Team. There are still 7 CBE's pending confirmation from the CBE owners. The Cert team has reached out to these CBEs and await their update.</p> <p>The Product Owners met with the DES team in September to review the SBTA functional requirements. SBTA is finalizing its FRD and will provide a crosswalk for the development team to review along with the FRD. The team anticipates providing the FRD in November 2023. The DES team will then resume requirement and user story grooming.</p> <p>Data Automation was not achieved during the quarter. OCP has signed the Data Sharing Agreement so we hope to work on automation in FY24. There are still roadblocks that need to be considered regarding the data automation including but not limited to the current project schedule and availability of all parties.</p>	75-99%		Demonstrable		Q4
Conduct Main Streets Feasibility Study (3 Initiative Update records)						
Conduct Main Streets Feasibility Study	NOFA and RFA were written during Q1. The NOFA was published in Q1 while the RFA was published in early Q2	0-24%	High	Incremental		Q1
Conduct Main Streets Feasibility Study	The study was awarded to Jon Stover and Associates.	50-74%	High	Incremental		Q2
Conduct Main Streets Feasibility Study	The study was completed in Q3 and a final draft of the study was submitted to DSLBD.	Complete	High	Demonstrable		Q3
Create CBE Capacity Building Partnerships (4 Initiative Update records)						
Create CBE Capacity Building Partnerships	BizOps division is leading the CBE Green Grant process which would provide \$250K in grant awards to CBEs. BizOps already completed a Match Making event with DCHR which afforded 25 CBEs the opportunity to meet with 5 primes. BizOps team to collaborate with lead division (Certification) regarding a Mentor Protégé Pilot program with DGS. BizOps created opportunities via the Sportsbook Capacity Plan in the amount of approximately \$1.1M in contracts for CBEs.	0-24%	Medium	Demonstrable		Q1
Create CBE Capacity Building Partnerships	We hosted a small business week expo this week, which had a great turnout.	25-49%	High	Incremental		Q2
Create CBE Capacity Building Partnerships	Mentor Protégé Pilot Program Update - DSLBD is still awaiting the projects that will be selected by DGS to relaunch this pilot program. DGS has provided DSLBD with an update related to projects being identified in early Q4.	25-49%	Medium	Incremental		Q3
Create CBE Capacity Building Partnerships	The Business Opportunities team will continue the successes from FY23 regarding strategic partnerships. Several different initiatives abound to include an increase to the CBE Green Grant by \$200K. This increase will allow for opportunities to grant and serve CBEs through a variety of activities to include a Pitch Competition and an increased capacity on the CBE Green Industry Rally. Another opportunity for strategic partnerships is to continue to work with the Certification team regarding a Mentor/Protégé program with DGS. The Business Opportunities team will	75-99%		None		Q4

Strategic Initiative Title		Initiative Status Update	% Complete to date	Confidence in completion by end of fiscal year (9/30)?	Status of Impact	Supporting Data	Reporting Quarter
Finalize and Launch a Racial Equity Action Plan	In Q1 FY2023 DSLBD completed a first draft racial equity plan based on all staff input from Q4 FY2022 meetings. The draft plan was provided to the agency management team for feedback. Two staff members attended a 2-day train the trainers offering from the Office of Racial Equity. Two members of DSLBD's leadership team also joined the Office of Racial Equity's Interagency Committee for Racial Equity (ICRE) and the public engagement subcommittee.	0-24%	High	Incremental		Q1	
Finalize and Launch a Racial Equity Action Plan	In Q2 the DSLBD Management Team began the process of reviewing and providing feedback on the draft Racial Equity Action Plan.	0-24%	High	Incremental		Q2	
Finalize and Launch a Racial Equity Action Plan	In Q3 the DSLBD Management team provided feedback which required adjustments to the proposed plan. The Racial Equity Team created and reviewed the adjustments, and began finalizing a draft narrative and plan.	50-74%	Medium	Incremental		Q3	
Finalize and Launch a Racial Equity Action Plan	In Q4 the DSLBD Racial Equity Team drafted the narrative of proposed plan, and went through several rounds of internal staff feedback meetings to make final refinements following the consensus building model of all staff input. Following formatting and approval by the Office of the Director, we submitted the draft plan to the Office of Racial Equity for review and feedback.	Complete		Demonstrable		Q4	
Provide Technical Assistance to Small Business Owners in Underserved Main Street areas (3 Initiative Update records)							
Provide Technical Assistance to Small Business Owners in Underserved Main Street areas	Robust Retail will formally launch in Q2.	0-24%	High	None		Q1	
Provide Technical Assistance to Small Business Owners in Underserved Main Street areas	The Robust Retail applications have opened.	50-74%	High	Demonstrable		Q2	
Provide Technical Assistance to Small Business Owners in Underserved Main Street areas	All Robust Retail funds were disbursed in Q3	Complete	High	Demonstrable		Q3	
Waiver Analysis (4 Initiative Update records)							
Waiver Analysis	New manager and staff out on leave has caused a delay in review of waivers. The plan is to reassign this task to another employee for review.	0-24%	Medium	Incremental		Q1	
Waiver Analysis	Another staffer resigned. New staffer is less than 30 days. Need to reassign or reimagine how this task is worked on a daily, weekly, monthly basis.	0-24%	High	Incremental		Q2	
Waiver Analysis	BizOps plans to receive training on waivers from the Compliance team and a redeployment of BizOps staff to be responsible for this initiative.	0-24%	Medium	None		Q3	
Waiver Analysis	The Business Opportunities team will dedicate one person to review the Waiver portal and work with the Compliance team to enhance the experience and know how of the CBEs. The Business Opportunities team will also include a training on Waivers for CBEs to provide General information.	0-24%		None		Q4	

2022 Unfinished Initiatives

Full Report | Grid Edit | Email | More ▼ 3 Strategic Initiative records

Title	Description	% Complete from Prior FY	Status Update	Explanation	Anticipated Completion Date	Add Initiative Update
Develop strategic partnerships to assist small business development (2 Strategic Initiative records)						
Increase Technical Assistance Through DC Library Anchor Partnership	DSLBD's Inno.ED will anchor the DC technical assistance network cohesion through several strategic partnerships and connecting those partners with each other and businesses through regular engagement at DC Public Libraries and strengthening the tools and resources available to partners and businesses in the DC Business Toolkit and similar online repositories.	75-99%	DSLBD continued weekly technical assistance at the MLK Library, and partnered with the library for the culminating pitch events or the Aspire and Dream pitch programs.	The work on this initiative will continue into FY23.	09-30-2023	
Commercial Food Waste Innovation Grants	DSLBD's Inno.ED will take a systemic approach to the Clean Cities program in FY22, addressing waste — especially food waste — in commercial corridors at its root, while supporting goals in both the Sustainable DC 2.0 and the Resilient DC Plan. Through education, grants, and inter-agency partnerships, Inno.ED will support food businesses and restaurants to creatively minimize their food waste attracting rats to urban alleys and continue to fund technologies that can minimize the volume and nuisance of waste.	75-99%	In the final quarter of the Food Waste Innovation Grants, all grantees were able to obtain their equipment, despite delays in supply chains and challenges obtaining large appliances this year. Participants report reductions in food waste generation, rodents, and food purchasing costs. Some businesses reported major changes in staff around quantities of food produced and an attunement to quantities per plate, based on waste generated. The agency was invited to speak at the Milan Urban Food Policy Pact annual summit, about the innovations of this grant. The training portions of the grant also bore fruit this quarter: Latino Economic Development Center incorporated strategies to minimize food waste into their new business accelerator, the Food Venture Initiative, and provided food waste audits and deep dive on strategies to reduce waste with 5 local businesses.	The work on this initiative will continue into FY23.	09-30-2023	
Implement District Capitalized (1 Strategic Initiative)						
Increase Access to Capital Resources	DSLBD's Inno.ED will increase our work to target access to capital resources to businesses in need of support at a micro and early stage by strengthening the DC Kiva Hub for microloan crowdfunding as an early step on the ladder to access capital and innovating the format and further increasing accessibility for the Ward 7 & 8 microbusiness Dream Grant and similar grant opportunities.	75-99%	DSLBD's DC Kiva Hub supported the award of 1 business loan totaling \$5000 to DC microbusinesses. DSLBD's District Capitalized Loan Loss Reserve Grant to Life Asset supported the award of 59 business loans totaling \$242,350 to DC microbusinesses. The Dream Pitch culminated in Pitch Awards in September 2022 with the top prize winner receiving \$20,000. While also listed under it's own initiative, the Ward 8 Community Investment Fund Grant deployed \$175,000 in loan capital to 30 Ward 8 businesses, which is backed by \$175,000 in grants that will become available to the businesses when they have fully paid off their loans increase capital and access to capital for these businesses.	The work for this initiative will continue into FY23.	09-30-2023	

2022 Unfinished Initiative Updates

Full Report | Grid Edit | Email | More ▼ 12 Initiative Update records

Strategic Initiative Title	Anticipated completion date	New Initiative Created for FY21	No Longer an Initiative	Initiative Status Update	% Complete to date	Confidence in completion by anticipated completion date?	Status of Impact	Explanation of Impact (Limited to 550 Characters)	Supporting Data	Reporting Quarter
Commercial Food Waste Innovation Grants	09-30-2023	<input type="checkbox"/>	<input type="checkbox"/>	The Food Waste Innovation Grants opened and closed in Q1 2023, with 60 applications started and 35 submitted, exceeding our goal of 30 submitted applications. We saw businesses apply from across the District, across many different sectors of food business. We conducted outreach in partnership with sister agencies and community outreach partners.	0-24%	High	Demonstrable	TBD		Q1
Increase Technical Assistance Through DC Library Anchor Partnership	09-30-2023	<input type="checkbox"/>	<input type="checkbox"/>	In Q1 FY2023 DSLBD prepared a plan for expanded technical assistance offerings at the MLK library to include a new scheduling and promotion format, and additional services related to CBE application support and procurement support for state and Federal opportunities. In Q1 FY2023 DSLBD also hosted District Connect, the annual conference for CBEs, at the MLK library under our agreement to further connect with CBEs and connect them with library, procure.	0-24%	High	Incremental	TBD		Q1
Increase Access to Capital Resources	09-30-2023	<input type="checkbox"/>	<input type="checkbox"/>	For DC Kiva Hub, outreach and trainings resulted in 28 new expressions of interest, of which 2 micro businesses were approved for loan and launched a crowdfunding campaign. 1 completed their raise. Aspire alumni were able	0-24%	High	Demonstrable	TBD		Q1

	Strategic Initiative Title	Anticipated completion date	New Initiative Created for FY21	No Longer an Initiative	Initiative Status Update	% Complete to date	Confidence in completion by anticipated completion date?	Status of Impact	Explanation of Impact (Limited to 550 Characters)	Supporting Data	Reporting Quarter
	Increase Technical Assistance Through DC Library Anchor Partnership	09-30-2023	<input type="checkbox"/>	<input type="checkbox"/>	In Q2 DSLBD Launched an expanded service offering during the MLK Wednesdays, to include several additional DSLBD divisions offering one-on-one appointment times through a new SmallBiz Assist scheduling calendar.	75-99%	High	Demonstrable	With the increase in multi-division participation, the agency is able to assist more small businesses.		Q2
	Commercial Food Waste Innovation Grants	09-30-2023	<input type="checkbox"/>	<input type="checkbox"/>	In Q2, 24 grantees were awarded funds, and funds were all distributed by LEDC. This will support more than 30 businesses in all 8 wards of the District.	75-99%	High	Demonstrable	This funding will support food businesses and restaurants to creatively minimize their food waste attracting rats to urban alleys and continue to fund technologies that can minimize the volume and nuisance of waste.		Q2
	Increase Access to Capital Resources	09-30-2023	<input type="checkbox"/>	<input type="checkbox"/>	<p>applications for the 2023 Dream Pitch Program opened on January 23rd and closed on March 6th. We conducted weekly drop-in Q&A sessions and in-person information sessions in each respective ward. We are looking to support 60 Ward 7 and 8 resident-owned businesses in this program over the span of about 10 weeks in partnership with 2 SBTA providers from each respective ward.</p> <p>Aspire ran the most successful outreach yet, getting 68 completed applications from all 8 Wards. We have selected 45 participants for this year's WeAspire cohort, all of whom are getting detailed training on access to capital from the beginning of the 14-weeks</p> <p>For Kiva, 48 individuals initiated an application in Q2 but none moved to final submission and Kiva review. After meeting with the CAM or participating in the required webinar, some applicants were: no longer interested in crowdfunding; others are still working on their applications, and others are nonresponsive to offers of additional assistance. DSLBD Inno.ED is re-evaluating our Kiva technical assistance onboarding and technical assistance provision approach; and is also expanding our general funding readiness support to better position entrepreneurs to consider and successfully apply for crowdfunded loans and other financing products.</p>	50-74%	High	Demonstrable	This is a clear demonstration that the agency is working hard to get funds in the hands of those in underserved communities.		Q2
	Commercial Food Waste Innovation Grants	09-30-2023	<input type="checkbox"/>	<input type="checkbox"/>	In Q3, we received midterm reports from subgrantees. We also conducted the first and second trainings for subgrantees regarding overall strategies and then a deeper dive into composting benefit. Grantee Agricity started a pop up at Foggy Bottom Farmers Market to pick up scraps from businesses and promote composting for businesses. Grantees submitted their midyear reporting for grants.	50-74%	High	Demonstrable	TBD		Q3
	Increase Technical Assistance Through DC Library Anchor Partnership	09-30-2023	<input type="checkbox"/>	<input type="checkbox"/>	<p>In Q3 DSLBD held a funded Build a Dream training at the Woodridge Library to extend our partnership with DCPL through their partnership with the DC library foundation, with 17 DC residents each receiving \$500 from the foundation to start their businesses.</p> <p>DSLBD continued Small Biz Assist at the MLK Library on Wednesdays and added in a partnership with the Department of Licensing and Consumer Protection's Small Business Resource Center to offer assistance twice a month. Through this DSLBD and our partners engaged 168 entrepreneurs with direct assistance.</p> <p>DSLBD partnered with the DCPL and the Department of Insurance, Securities, and Banking on the second annual DC Business Expo held at MLK Library during small business week, held a dry run of that event in the month of April engaging over 350 businesses across the two events with access to capital matchmaking with area service providers and lenders.</p> <p>DSLBD also supported the library by hosting a panel during the Trans Pride Day of visibility engaging 20 entrepreneurs, and launched a new monthly series of Just Cannabis Knowledge Cafes in partnership with the library to help cannabis entrepreneurs connect with networking and library resources. Over 100 business engaged through the Knowledge Cafes.</p>	50-74%	High	Demonstrable	TBD		Q3
	Increase Access to Capital Resources	09-30-2023	<input type="checkbox"/>	<input type="checkbox"/>	<p>Aspire Pitch distributed \$200,000 in direct cash prizes to small businesses led by returning citizens, in addition to \$10,000 to established returning citizen businesses led by Aspire alumni and another \$10,000 in on-kind services for Aspire participants and alumni.</p> <p>For DC Kiva Hub, outreach and trainings resulted in 94 new expressions of interest, of which 1 micro businesses were approved for loan and launched a crowdfunding campaign.</p> <p>In similar opportunities, DSLBD worked with the DC Library Foundation to offer stipend pitch prizes of \$500 to 17 resident entrepreneurs completing the build a Dream training, and worked with partners to create or find funding opportunities for DC cannabis entrepreneurs in or entering the regulated medical market. Within that, DSLBD supported the creation of the local Inno Loan Fund to offer loans and found and provided an information session to connect entrepreneurs to the Main Vest crowdfunding site—both opportunities that offer debt and therefore allow entrepreneurs to retain equity in the cannabis businesses they start while raising necessary start up capital.</p> <p>Overall Inno.ED hosted 13 events and participated in several others across a mix of formats and program areas to engage businesses in access to capital information through Money Mondays webinars, Money Talks webinars, Conserve the Green webinars, Get The Green in person workshops, Knowledge Cafe in person gatherings, Kiva information sessions, the full day Business Expo conference, Financial Fitness Check Ups matchmaking, and direct technical assistance. Need and interest related to access to capital support remain high across all industries and stages of business.</p>	50-74%	High	Demonstrable	TBD		Q3
	Commercial Food Waste Innovation Grants	09-30-2023	<input type="checkbox"/>	<input type="checkbox"/>	In Q4, grantees spent down their grants and submitted regular expenditure reporting with assistance from the program team. Service providers onboarded final businesses for compost credits and food waste training.	Complete	High	Demonstrable	Grantees were awarded funds to help food businesses and restaurants reduce food waste.		Q4
	Increase Technical Assistance Through DC Library Anchor Partnership	09-30-2023	<input type="checkbox"/>	<input type="checkbox"/>	DSLBD continued SmallBiz Assist and the Just Cannabis Knowledge Cafes at DC Public Library locations, assisting DC-based businesses and entrepreneurs with over 120 individual meetings in FY23Q4. In preparation for the DSLBD DES Salesforce system to support small business technical assistance, the DSLBD Business Toolkit was taken offline.	Complete	High	Demonstrable	DSLBD continues to provide technical assistance to small businesses and the DES Grants module will help facilitate this.		Q4
	Increase Access to Capital Resources	09-30-2023	<input type="checkbox"/>	<input type="checkbox"/>	<p>DSLBD in partnership with Life Asset launched a District Capitalized Micro-Line of Credit pilot designed to understand barriers to and supports to small business access to credit and to DC businesses. Pilot program attracted interest from over 400 businesses, of which expressed interest. 200+ completed assessment survey re financing needs and barriers, and 304 attended education sessions about lines of credit. Fifteen (15%) of the 44 applicants were awarded a total of \$65000 lines of credit for 1 year with option to renew. Recommendations from the grantee, Life Asset, and analysis of survey findings is forthcoming.</p> <p>For DC Kiva Hub, outreach and trainings resulted in 94 new expressions of interest, 38 opened an application, 1 micro businesses were approved for loan and launched a crowdfunding campaign that was fully funded at \$7500.</p> <p>DSLBD in partnership with MCHDO and CHCTDC closed out the 2023 Dream Pitch Program for Ward 7 and Ward 8 resident owned businesses. 41 business completed the 8 weeks of required cohort training and additional pitch practice. Each business completed a required 5 min pitch resulting in pitch prize awards up to \$7500. 16 businesses went on to the Battle of the Ward event and won up to an additional \$12,000.</p> <p>As the Aspire Pitch program for FY2023 wrapped up in Quarter 3, in Quarter 4 DSLBD piloted the Aspire Connections program for alumni of this year's program to further build network connections. Each Aspire graduate was offered the opportunity for a networking meeting with volunteer DSLBD staff to generally support their business development by expanding their overall networks. While not all program alumni took advantage of this opportunity, those that did provided positive feedback about the format and support. DSLBD will explore expanding the Aspire Connections opportunity in future fiscal years for volunteers beyond DSLBD.</p>	Complete	High	Demonstrable	DSLBD increased access to capital resources through a District Capitalized Micro-Line of Credit pilot, Kiva Hub, Dream Pitch and Aspire Pitch.		Q4

Measure	New Measure/Benchmark Year	Highlight in PAR	ARPA: Required by Treasury	Directionality	ARPA Expenditure Code	ARPA Initiative	ARPA Sub-Initiative	ARPA Project Name	FY2019 Actual	FY 2020 Target	FY2020 Actual	FY2021 Target	FY2021 Actual	FY2022 Target	FY2022 Actual	FY 2023 Target Report	FY 2023 Quarter 1	FY 2023 Quarter 2	FY 2023 Quarter 3	FY 2023 Quarter 4	FY 2023 Report	Was 2023 KPI Met?	Are Explanations of Barriers to Meeting KPIs Complete?
---------	----------------------------	------------------	----------------------------	----------------	-----------------------	-----------------	---------------------	-------------------	---------------	----------------	---------------	---------------	---------------	---------------	---------------	-----------------------	-------------------	-------------------	-------------------	-------------------	----------------	-------------------	--

No Measure records found

2023 ARP Workload Measures

Measure	Highlight in PAR	ARPA Project Name	New Measure/Benchmark Year	ARPA: Required by Treasury	ARPA Expenditure Code	ARPA Initiative	ARPA Sub-Initiative	FY2020 Actual	FY2021 Actual	FY2022 Actual	FY 2023 Quarter 1	FY 2023 Quarter 2	FY 2023 Quarter 3	FY 2023 Quarter 4	FY 2023 Report
---------	------------------	-------------------	----------------------------	----------------------------	-----------------------	-----------------	---------------------	---------------	---------------	---------------	-------------------	-------------------	-------------------	-------------------	----------------

No Measure records found

Update Notes

Add Note

Section Note for Publication Publish in

No Note records found

Administrative Information

Record ID# 944

Performance Plan ID 944

Created on Feb. 6, 2022 at 7:55 PM (EST). Last updated by [Katz, Lia](#) on Feb. 9, 2022 at 10:46 AM (EST). Owned by [Katz, Lia](#).

Performance Plans > **Department of Small and Loc...**
 ▶ Reports & Charts

[Edit](#) [Email](#) [More](#) ▼

[← Prev](#) | [Return](#)

Agency [Department of Small and Local Business Development](#) Agency Acronym Agency Code [Agency Glossary](#)

To edit agency and POC information press your agency name (underlined and in blue above).

Agency Performance POCs Agency Budget POCs Fiscal Year [Add FY24 Targets](#)

Appendix Page 40

▼ **2024 Objectives**

[Add Strategic Objective](#)

Full Report | Grid Edit | Email | More ▼ 6 Objective records

Objective Number	Strategic Objective	# of Measures	# of Operations	Add Key Performance Indicator
1	Develop and maintain a streamlined, efficient certification process for businesses wanting to certify with the DC Government.	2	1	Add Key Performance Indicator
2	Assist agencies in complying with legal requirements in accordance with DC Code 2-218.01 et seq.	4	2	Add Key Performance Indicator
3	Effectively manage the Small Business Capital Access Fund.	1	1	Add Key Performance Indicator
4	Leverage business development through coordinated technical and financial assistance, strategic partnerships and stakeholder engagement.	2	3	Add Key Performance Indicator
5	Extend economic development to District neighborhoods through commercial revitalization initiatives and programs.	1	1	Add Key Performance Indicator
6	Create and maintain a highly efficient, transparent, and responsive District government.	5	0	Add Key Performance Indicator
TOT		15	8	

▼ **2024 Key Performance Indicators**

Full Report | Grid Edit | Email | More ▼ 15 Measure records

Measure	New Measure/Benchmark Year	Directionality	Frequency of Reporting	FY2019 Actual	FY 2020 Target	FY2020 Actual	FY2021 Target	FY2021 Actual Report	FY2022 Target	FY2022 Actual Report	FY 2023 Target	FY2023 Actual Report	FY 2024 Target
1 - Develop and maintain a streamlined, efficient certification process for businesses wanting to certify with the DC Government. (2 Measure records)													
Percent of applications processed in under 30 business days	<input type="checkbox"/>	Up is Better	Quarterly	71.8%	80%	76.1%	80%	69.8%	80%	84%	80%	83.3%	80%
Percent of assigned applications reviewed within 10 business days	<input type="checkbox"/>	Up is Better	Quarterly	78.3%	80%	84.8%	80%	92%	80%	96.8%	90%	94.5%	90%
2 - Assist agencies in complying with legal requirements in accordance with DC Code 2-218.01 et seq. (4 Measure records)													
Percent of monitored agencies participating in mandatory Expendable Budget training	<input type="checkbox"/>	Up is Better	Annually	100%	100%	80.7%	100%	100%	100%	99%	100%	92%	100%
Percent of waiver requests processed within 20 days or less that were required to be responded to within the quarter	<input type="checkbox"/>	Up is Better	Quarterly	47%	80%	37%	50%	44.5%	50%	66.5%	50%	76.8%	70%
Percent of monitored agencies reporting on subcontracting dollars with SBEs	<input type="checkbox"/>	Up is Better	Annually	New in 2020	New in 2020	85%	100%	100%	100%	100%	100%	100%	100%
Percent of monitored agencies who achieved their Small Business Enterprise (SBE) spend goal	<input type="checkbox"/>	Up is Better	Annually	73%	85%	98%	85%	86%	85%	91%	85%	Not Available	85%
3 - Effectively manage the Small Business Capital Access Fund. (1 Measure)													
Total dollar amount of loans dispersed to small businesses	<input type="checkbox"/>	Up is Better	Annually	\$1,572,527	\$2,000,000	\$402,350	\$1,000,000	\$692,995.00	\$750,000	\$608,400.00	\$600,000.00	\$79,000.00	\$139,000.00
4 - Leverage business development through coordinated technical and financial assistance, strategic partnerships and stakeholder engagement. (2 Measure records)													
Total contract dollar amount awarded to PTAC clients	<input type="checkbox"/>	Up is Better	Quarterly	\$56,229,274	\$40,000,000	\$34,723,301	\$30,000,000	\$57,989,916.50	\$30,000,000	\$31,170,435.00	\$30,000,000.00	\$43,725,729.20	\$35,000,000.00

Measure	New Measure/ Benchmark Year	Directionality	Frequency of Reporting	FY2019 Actual	FY 2020 Target	FY2020 Actual	FY2021 Target	FY2021 Actual Report	FY2022 Target	FY2022 Actual Report	FY 2023 Target	FY2023 Actual Report	FY 2024 Target	
Total dollar amount in opportunities for small businesses as a result of business development coaching and matchmaking activities	<input type="checkbox"/>	Up is Better	Annually	\$4,853,775	\$10,000,000	\$399,600	\$5,000,000	\$4,328,484.00	\$5,000,000	\$1,500,887.00	\$4,000,000.00	\$6,695,038.90	\$4,000,000.00	
5 - Extend economic development to District neighborhoods through commercial revitalization initiatives and programs. (1 Measure)														
Percent of invoices processed within 5 business days	<input type="checkbox"/>	Up is Better	Quarterly	70.5%	95%	99.6%	95%	97.5%	95%	94.8%	95%	98%	95%	
6 - Create and maintain a highly efficient, transparent, and responsive District government. (5 Measure records)														
Percent of new hires that are District residents	<input type="checkbox"/>	Neutral	Annually	New in 2023	New in 2023	New in 2023	New in 2023	New in 2023	New in 2023	New in 2023	New in 2023	New in 2023	71.4%	No Target Set
Percent of new hires that are District resident graduates	<input type="checkbox"/>	Neutral	Annually	New in 2023	New in 2023	New in 2023	New in 2023	New in 2023	New in 2023	New in 2023	New in 2023	New in 2023	41.2%	No Target Set
Percent of employees that are District residents	<input type="checkbox"/>	Neutral	Annually	New in 2023	New in 2023	New in 2023	New in 2023	New in 2023	New in 2023	New in 2023	New in 2023	New in 2023	61.5%	No Target Set
Percent of required contractor evaluations submitted to the Office of Contracting and Procurement on time.	<input type="checkbox"/>	Neutral	Annually	New in 2023	New in 2023	New in 2023	New in 2023	New in 2023	New in 2023	New in 2023	New in 2023	New in 2023	No Applicable Incidents	No Target Set
Percent of agency staff who were employed as Management Supervisory Service (MSS) employees prior to 4/1 of the fiscal year that had completed an Advancing Racial Equity (AE204) training facilitated by ORE within the past two years.	<input type="checkbox"/>	Neutral	Annually	New in 2023	New in 2023	New in 2023	New in 2023	New in 2023	New in 2023	New in 2023	New in 2023	New in 2023	Not Available	No Target Set

2024 Operations

Full Report Grid Edit Email More ▼ 8 Activity records						
Operations Header	Operations Title	Operations Description	Type of Operations	Add Workload Measure	Add Strategic Initiative	
1 - Develop and maintain a streamlined, efficient certification process for businesses wanting to certify with the DC Government. (1 Activity)						
CERTIFICATION	Process Certified Business Enterprise (CBE) applications in an average of 30 business days	DLSBD is committed to simplifying the bureaucratic process. By simplifying the regulatory environment, we anticipate more entrepreneurs will register as CBEs and others will no longer be afraid of doing business in the city. We will also continue to make improvements to our certifications and compliance staff to maximize efficiency and ensure customer service. This is a rolling initiative.	Daily Service	Add Workload Measure	Add Strategic Initiative	
2 - Assist agencies in complying with legal requirements in accordance with DC Code 2-218.01 et seq. (2 Activity records)						
COMPLIANCE	Provide Compliance training and outreach to monitored agencies	To ensure agencies are fully compliant with requirements according to 2-218.01 et seq., the Compliance division will conduct ongoing training sessions and targeted outreach to key staff across monitored agencies.	Daily Service	Add Workload Measure	Add Strategic Initiative	
COMPLIANCE	Compliance Monitoring and Enforcement	Compliance staff will monitor agency spend, investigate complaints, track and assess agency reporting and enforce 2-218.01 in order to ensure full compliance with the law.	Daily Service	Add Workload Measure	Add Strategic Initiative	
3 - Effectively manage the Small Business Capital Access Fund. (1 Activity)						
Access to Capital	Implement District Capitalized	District capitalized is a comprehensive program that will leverage the Small Business Capital Access Fund in order to provide firm with the necessary capital to sustain and operate a business in the District.	Key Project	Add Workload Measure	Add Strategic Initiative	
4 - Leverage business development through coordinated technical and financial assistance, strategic partnerships and stakeholder engagement. (3 Activity records)						
BUSINESS DEVELOPMENT	Workforce and service integration support	Support the alignment of small business development, entrepreneurship, education and workforce development.	Daily Service	Add Workload Measure	Add Strategic Initiative	
BUSINESS DEVELOPMENT	Develop strategic partnerships to assist small business development	The business development programs of DLSBD will aid small businesses by identifying and entering into strategic partnerships so as to leverage financial, technical and operational assistance from private, regional, state and federal partners.	Daily Service	Add Workload Measure	Add Strategic Initiative	
BUSINESS DEVELOPMENT	Target resources to attract, retain and prepare businesses for procurement and other opportunities	The business development programs of DLSBD will support small businesses in obtaining contracts and other opportunities by providing training, counseling, educational outreach and matchmaking services.	Daily Service	Add Workload Measure	Add Strategic Initiative	
5 - Extend economic development to District neighborhoods through commercial revitalization initiatives and programs. (1 Activity)						
COMMERCIAL CLEAN TEAMS	Continue to provide support and grant management to DC Main Streets and Clean Teams.	DLSBD will continue to provide essential assistance, grant management and oversight and technical support to Main Streets and Clean Team grantees.	Daily Service	Add Workload Measure	Add Strategic Initiative	

2024 Workload Measures

Full Report Grid Edit Email More ▼ 29 Measure records						
Measure	New Measure/ Benchmark Year	Frequency of Reporting	FY2021 Actual Report_PAR	FY2022 Actual Report	FY2023 Actual Report	
1 - Process Certified Business Enterprise (CBE) applications in an average of 30 business days (2 Measure records)						
Number of CBE applications received	<input type="checkbox"/>	Quarterly	668	641	584	
Number of Certified Business Enterprises (CBEs)	<input type="checkbox"/>	Quarterly	1,957	1,973.8	1,994.3	
2 - Compliance Monitoring and Enforcement (6 Measure records)						
Number of monitored agencies	<input type="checkbox"/>	Annually	New in 2022	89	90	

Measure	New Measure/ Benchmark Year	Frequency of Reporting	FY2021 Actual Report_PAR	FY2022 Actual Report	FY2023 Actual Report
Number of waivers received in the fiscal year	<input type="checkbox"/>	Annually	304	306	341
Number of active public private development projects	<input type="checkbox"/>	Annually	109.5	108	Not Available
Number of monitored agencies reporting subcontracting dollars	<input type="checkbox"/>	Annually	25	21	26
Dollar value of verified public private development subcontractor payments	<input type="checkbox"/>	Annually	\$442,788,961.52	\$428,257,615.94	Not Available
2 - Provide Compliance training and outreach to monitored agencies (1 Measure)					
Number of mandatory training sessions held	<input type="checkbox"/>	Annually	15	11	10
4 - Develop strategic partnerships to assist small business development (3 Measure records)					
Dollar amount of opportunities as a result of strategic partnerships	<input type="checkbox"/>	Annually	\$12,095,000.00	\$1,628,000.00	\$8,284,349.59
Number of strategic partnerships maintained	<input type="checkbox"/>	Annually	160	900	492
Number of grantees and/or pitch participants supported	<input type="checkbox"/>	Quarterly	285	486	662
4 - Target resources to attract, retain and prepare businesses for procurement and other opportunities (8 Measure records)					
Number of business development coaching/counseling hours	<input type="checkbox"/>	Annually	4,099.2	3,835	4,152.5
Number of business development coaching/counseling/training/matchmaking events	<input type="checkbox"/>	Annually	333	405	245
Number of small business participants in coaching/counseling training/matchmaking events	<input type="checkbox"/>	Annually	14,469	14,614	11,129
Number of returning citizen businesses and entrepreneurs supported through technical assistance and training	<input type="checkbox"/>	Quarterly	209	1,093	912
Number of small business promotion events/posts	<input type="checkbox"/>	Quarterly	500	108	110
Percent increase of qualified CBE DC PTAC clients	<input type="checkbox"/>	Annually	100%	41.8%	19%
Number of training sessions for CBE small businesses that are looking to do business with DC Government and/or the Federal Government	<input type="checkbox"/>	Annually	51	48	36
Influential capital and revenue for DC-Based Businesses	<input type="checkbox"/>	Annually	\$2,783,465.00	\$2,682,941.70	\$971,500.00
4 - Workforce and service integration support (1 Measure)					
Number of returning citizen businesses and entrepreneurs supported with access to capital and financing	<input type="checkbox"/>	Quarterly	41	220	170
5 - Continue to provide support and grant management to DC Main Streets and Clean Teams. (8 Measure records)					
Number of DC Main Street Organizations	<input type="checkbox"/>	Annually	26	28	28
Number of business development counseling hours with Main Streets Programs	<input type="checkbox"/>	Quarterly	938	298	230
Number of training sessions held	<input type="checkbox"/>	Quarterly	45	44	23
Number of Clean Team Programs	<input type="checkbox"/>	Annually	New in 2023	New in 2023	40
Amount of Neighborhood Revitalization Grants Allocated	<input type="checkbox"/>	Quarterly	10,343,202	13,649,592	12,339,748
Number graffiti removed in commercial corridors by Clean Teams	<input type="checkbox"/>	Annually	16,277	20,909	29,314
Number of jobs created or maintained for Clean Team Crew Members	<input type="checkbox"/>	Annually	462	642	548
Pounds of litter and recyclables collected in commercial corridors by Clean Teams	<input type="checkbox"/>	Annually	9,785,208	433,315	2,461,870

2024 Strategic Initiatives

Full Report Grid Edit Email More ▾ 3 Strategic Initiative records			
Strategic Initiative Title	Strategic Initiative Description		Proposed Completion Date
Develop strategic partnerships to assist small business development (1 Strategic Initiative)			
<u>Increase Technical Assistance Through DC Library Anchor</u>	DSLBD's Inno.ED will anchor the DC technical assistance network cohesion through several strategic partnerships and connecting those partners with each other and businesses through regular engagement at DC Public Libraries.		09-30-2024

Strategic Initiative Title	Strategic Initiative Description	Proposed Completion Date
Implement District Capitalized (1 Strategic Initiative)		
Increase Access to Capital Resources and Strengthen Ward 8 CIF	DSLBD's Inno.ED will increase our work to target access to capital resources to businesses in need of support at a micro and early stage by strengthening the DC Kiva Hub for microloan crowdfunding as an early step on the ladder to access capital and innovating the format and further increasing accessibility for the Ward 7 & 8 microbusiness Dream Pitch, Ward 8 Community Investment Fund, and similar access to capital opportunities. Access to capital is a key need for all businesses, many of whom face multiple barriers that cross-sect both long standing structural inequities throughout the financial system as well as needs for support with basic business development fundamentals. DSLBD's interventions are built upon available funding each year but also through close communication with partners across the small business ecosystem to carefully tailor grant, loan, pitch, training, and technical assistance offerings to be impactful within the scope of allowed uses of the funds.	09-30-2024
Workforce and service integration support (1 Strategic Initiative)		
Implement a Racial Equity Action Plan	In FY24, DSLBD intends to implement a Racial Equity Action Plan as part of our ongoing work with the DC Office of Racial Equity.	09-30-2024

2024 ARP Key Performance Indicators

Measure	New Measure/Benchmark Year	Directionality	ARPA Expenditure Code	ARPA Initiative	ARPA Sub-Initiative	ARPA Project Name	FY2019	FY 2020 Target	FY2020	FY2021 Target	FY2021	FY2022 Target	FY2022	FY 2023 Target	FY2023	FY 2024 Target
No Measure records found																

2024 ARP Workload Measures

Measure	ARPA Project Name	New Measure/Benchmark Year	ARPA Expenditure Code	ARPA Initiative	ARPA Sub-Initiative	FY2021 Actual	FY2022 Actual	FY2023 Actual Report
No Measure records found								

Update Notes

[Add Note](#)

Section	Note for Publication	Publish in
No Note records found		

Administrative Information

Record ID# 1042

Performance Plan ID 1042

Created on Jan. 23 at 3:14 PM (EST). Last updated by [Katz, Lia](#) on Jan. 23 at 3:18 PM (EST). Owned by [Katz, Lia](#).

FY24 Measure to be deleted	Explanation		
Percent of monitored contracts that have a performance period ending within the fiscal year that met its SBE subcontracting requirement	We are not able to provide data for this measure, our databases are not set up to report this.		
KPI Targets Changed FY23	Explanation	FY23 Target	FY24 Target
Percent of waiver requests processed within 20 days or less that were required to be responded to within the quarter	We have exceeded the goal of 50% FY22-23.	50%	70%
Total contract dollar amount awarded to PTAC clients	The target of \$30M has been consistently exceeded during previous years.	\$30,000,000	\$35,000,000
Total dollar amount of loans dispersed to small businesses	This proposed target is to right-size this performance measure. Loans remain fraught for many small businesses as many continue to carry pandemic related debt that creates barriers to taking on new debt on top of existing debt. Moreover, earlier targets were higher, but those were not aligned with actual funding allocated in DSLBD's budget for loans. This year limited funds are allocated solely for loans in the FY2023 budget, though some programs have the option for loans or grants. We do not know at this stage whether those funds will be deployed as loans or grants. For example, the Ward 8 CIF which is pending some legislative adjustments from Council is anticipated to allow the grantee to make loans or grants, and as such we are not sure if there will be any loans made from that pool of funding pending the finalization of the grant agreement which will not happen until later in Q1 pending the legislative changes. \$139,000 is set with some anticipation of loans hopefully through the Kiva Hub and the Innov Loan Fund for regulated cannabis businesses. For Kiva which is funded to operate currently through March, loans are microloans so the totals are low in aggregate. For the Innov Loan Fund, this is operating in the new and challenging space of the regulated cannabis markets with multiple barriers to banking and capital, and so while we are hopeful to see loans finalized there, we are still in the pilot phase of this fund as the grantee fund manager works to sort out barriers that individual businesses are facing.	\$600,000	\$139,000



Feasibility Assessment for a Main Street Program For Foggy Bottom and West End

Prepared for the Department of Small and Local Business Development
Completed by Jon Stover & Associates | June 2023



Table of Contents

01	EXECUTIVE SUMMARY	3
02	PROJECT BACKGROUND	6
03	EXISTING STUDY AREA CONDITIONS	9
04	DC MAIN STREET CONTEXT	17
05	STAKEHOLDER NEED & RECEPTIVITY	22
06	MAIN STREET EVALUATION FRAMEWORK	28
07	MAIN STREET FEASIBILITY FINDINGS	37
08	RECOMMENDATIONS	42
A	APPENDIX	46

01 Executive Summary

EXECUTIVE SUMMARY

STUDY PURPOSE, STAKEHOLDER ENGAGEMENT, EVALUATION CRITERIA, & SUMMARY OF FINDINGS

Study Purpose

This report assesses the feasibility of developing a new DC Main Street program in the Foggy Bottom and West End areas in Washington, DC. Funded and overseen by the DC Department of Small and Local Business Development (DSLBD), this study outlines how a DC Main Street program could be implemented to benefit businesses throughout several retail nodes within the study area. The study also includes an evaluation framework to assess the feasibility of future and existing DC Main Streets moving forward.

Stakeholder Engagement Methodology

Stakeholder outreach played a critical role in this feasibility assessment, as community buy-in and support are essential to a successful Main Street. This outreach includes small group conversations with local community organizations, one-on-one interviews with key stakeholders, interviews with Advisory Neighborhood Commissioners, and a survey of local business owners and operators. Through these conversations and observations, we assessed the need for additional business support services, support and interest for a Main Street program, and the capacity and experience of local nonprofits.

Main Street Feasibility Evaluation Criteria

To help assess the viability of the Foggy Bottom-West End area, as well as other programs, this study developed an evaluation tool to assess whether the

economic and physical conditions of an area align with the goals and strategies of the Main Street model and mission. These conditions are grouped into five categories: (a) Need for Retail Support, (b) Main Street Model Suitability, (c) Organizational Capacity, (d) Stakeholder Champions, and (e) Coverage Area.

Summary of Findings

Existing Conditions: There is a Need for Business Support Services in the Study Area.

The study area spans multiple distinct neighborhoods, with retail dispersed throughout several clusters and corridors. Foggy Bottom has a higher vacancy rate and share of locally owned businesses than the rest of the study area.

Most businesses in the study area have yet to recover from the effects of the COVID-19 pandemic and the ensuing changes in area foot traffic, heightening the need for additional business support in the area.

Businesses in The Watergate and Columbia Plaza have a notable need for technical assistance, as both complexes have seen a significant decline in customer traffic and storefront occupancy in recent years.

A Main Street is a More Suitable Near-Term Economic Development Model than a BID.

To date there has not been a clear local champion to support the development of a business improvement

district nor is there evidence that commercial property owners are receptive to approving a BID assessment. In addition, much of the study area lacks the necessary density of taxable commercial property to support a traditional, standalone BID.

DC Main Street Context & Program Boundary Implications

The full study area is too large for a single Main Street program and the geographic size and number of businesses in the area far exceed the typical size of a Main Street program. Excluding the Downtown West area reduces the overall business count to a suitable size.

Stakeholder Receptivity

There is strong community interest and support for a new Main Street program in the study.

Foggy Bottom Association (FBA) was commonly cited by community leaders as an organization well suited to oversee a Main Street program, reflecting its history in the neighborhood, existing relationships with local businesses, and respected leadership. FBA also expressed interest in applying for Main Street accreditation.

Businesses were receptive for additional assistance from the City to support their operations. The types of assistance businesses most commonly cited a need for align with core Main Street services.

EXECUTIVE SUMMARY: RECOMMENDATIONS

THE CITY SHOULD OFFER MAIN STREET DESIGNATION TO A PORTION OF THE FOGGY BOTTOM-WEST END AREA.

There is a strong opportunity for the development of a Main Street program that serves the Foggy Bottom and West End neighborhoods.

There are two geographies within the study area that are feasible as Main Street program areas. The first geography encompasses businesses only within a portion of the Foggy Bottom neighborhood. The second geography spans a combination of Foggy Bottom and a portion of the West End neighborhood.

A program serving this second, larger area would likely have a greater overall impact, serving more businesses and tapping into a larger base of stakeholder capacity.

Recommendations for the City

- **The City should support the creation of a Main Street program that serves one of the two program boundaries identified within this study area.**
- As part of the Main Street Grant RFA process, the City should allow applicants to choose which boundary they plan to represent. The final program boundary should align with the area chosen by the selected organization.
- Foggy Bottom Association (FBA) is the ideal recipient of accreditation, given the organization's capacity, experience, and local presence (see p. 40 for additional detail).
- The City should use this study's evaluation framework to assess the feasibility of future and existing Main Streets moving forward.

Evaluation Criteria for Program Area That Includes Foggy Bottom & West End

Feasibility Evaluation Criteria	Feasibility for a Main Street	Summary of Conditions	Strengths and Opportunities	Weaknesses and Threats
Need for Retail Support	Strong	A total of 63% of businesses report sales below pre-pandemic levels. Area features high vacancy rate; particularly at Watergate and Columbia Plaza.	Most surveyed businesses are in favor of a Main Street. There is a lack of similar support services.	Multiple retail areas with differing needs require strong vision and capacity.
Main Street Model Suitability	Moderate	There is a need for marketing, events, façade improvements, and other technical assistance.	Area features historic district, key historic assets, and is highly walkable.	Retail is dispersed across multiple nodes within large study area.
Organizational Capacity	Strong	Area features one nonprofit organization, FBA, that already serves the study area and is strongly positioned to oversee Main Street.	FBA has similar mission, strong stakeholder relationships, and interest in program oversight.	FBA has not fundraised at a level needed to support a Main Street. Except for FBA, no suitable organization is located within study area.
Stakeholder Champions	Strong	Strong support from community groups, large set of existing nonprofit volunteer bases, and anticipated support from key local institutions.	George Washington University and Kennedy Center have potential to be key partners and supporters.	Need for Main Street board and committees to represent both Foggy Bottom and West End.
Coverage Area	Moderate	Area includes two distinct neighborhoods and multiple retail nodes with differing customer bases and building conditions.	Area has optimal number of businesses. West End and Foggy Bottom have strong brand synergies.	Large geographic size. Inclusion of two neighborhoods may pose branding challenges.

02 Project Background

STUDY CONTEXT AND PURPOSE

Study Purpose

This report assesses the feasibility of developing a new DC Main Street program in the Foggy Bottom and West End areas in Washington, DC.

Funded and overseen by the DC Department of Small and Local Business Development (DSLBD), this study outlines how a DC Main Street program could be implemented to benefit businesses throughout several retail nodes within the study area. The study also includes an evaluation framework to assess the feasibility of future and existing DC Main Streets moving forward.

Project Scope

This study includes the following components:

- Assessment of existing real estate and business conditions within the study area and how conditions vary between different neighborhoods within the area
- Assessment of business needs and business owner receptiveness to, and capacity to support, a Main Street program
- Engagement of community groups, institutions, and local leadership regarding their receptiveness to, and capacity to support, a Main Street program
- Assessment and recommendations regarding the overall feasibility of a new Main Street program in the study area given neighborhood conditions and stakeholder needs
- Assessment of the preferred program boundary deemed to have the highest likelihood of launching a successful Main Street program
- Development of an evaluation framework designed to assess the feasibility of proposed, existing, and potential future DC Main Street programs

STUDY PARTICIPANTS



Department of Small and Local Business Development (DSLBD)

DSLBD supports development, economic growth, and retention of local businesses and promotes economic development through local commercial corridors. DSLBD oversees the DC Main Street Program. Visit www.dslbd.dc.gov to learn more.



Jon Stover & Associates

Jon Stover & Associates (JS&A) specializes in economic analysis, retail revitalization, and helping public, private, and nonprofit organizations collaborate to meet economic development objectives. JS&A has helped a wide range of clients implement plans and programs that have successfully enhanced urban neighborhoods and corridors. Visit www.jonstoverandassociates.com to learn more.

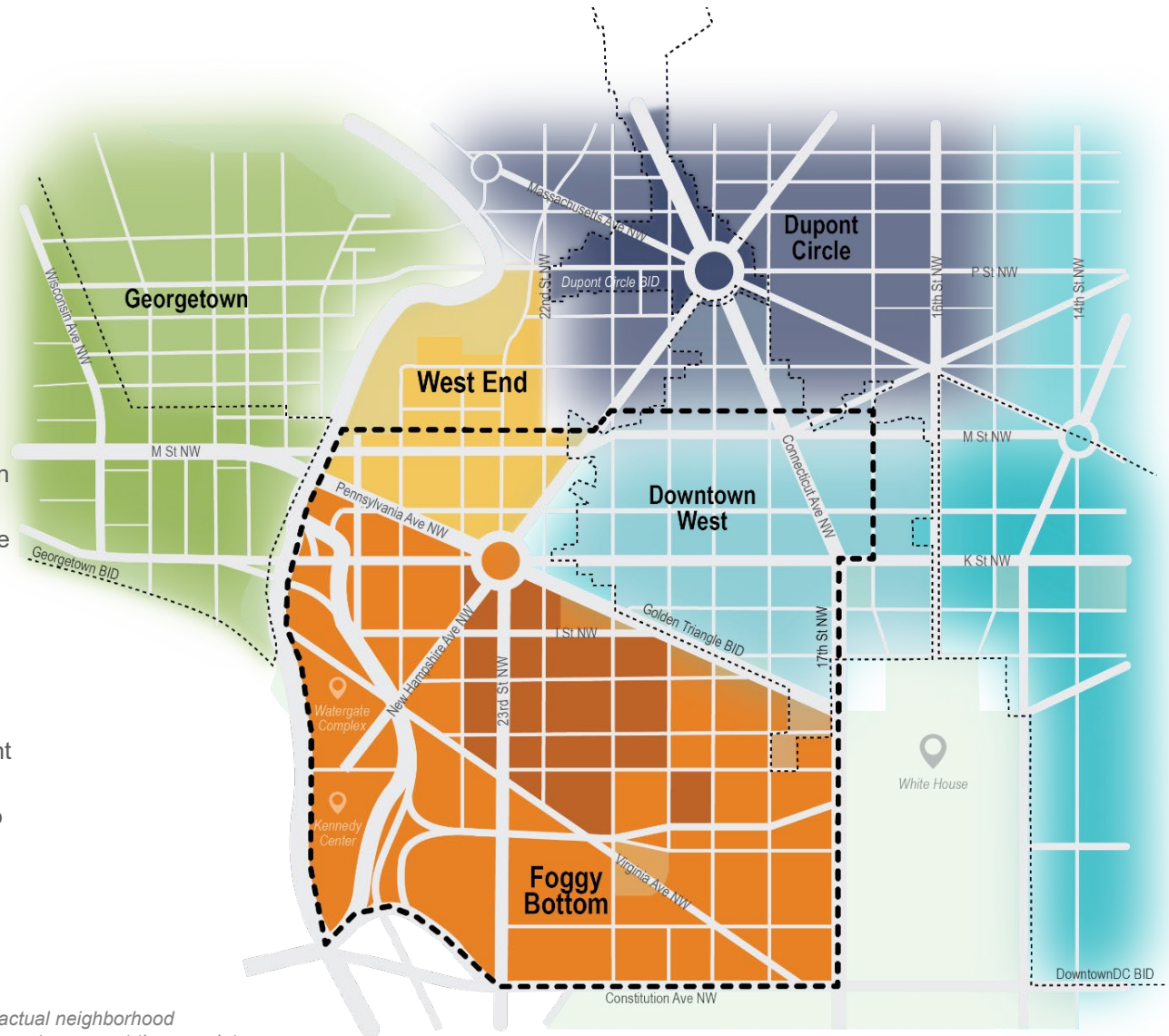
03 Existing Study Area Conditions

STUDY AREA OVERVIEW

The study area spans multiple distinct neighborhoods.

The study area assessed for this study spans from 17th Street NW to the east, M Street NW to the north, Rock Creek Parkway to the west, and Constitution Avenue NW to the south. This area includes three distinct areas: Foggy Bottom, West End, and the western portion of Downtown (“Downtown West”). This is an uncommon circumstance as most of the existing Main Street programs in DC are defined within one distinct neighborhood.

The Downtown West portion of the study area overlaps with the Golden Triangle BID. The rest of the study area is not currently served by any place management or economic development organizations. Georgetown BID borders the study area to the west, while Dupont Circle BID is located two blocks to the north.



Note: This map is for illustrative purposes only. The actual neighborhood boundaries differ from the map. These boundaries do not represent the complete or official boundaries of the Foggy Bottom or West End neighborhoods. The “Downtown West” area was titled for purposes of this study and does not represent an official name for the area.

STUDY AREA NEIGHBORHOODS

For purposes of the study, the study area was broken down into three major sub-areas as described below.

West End Sub-Area

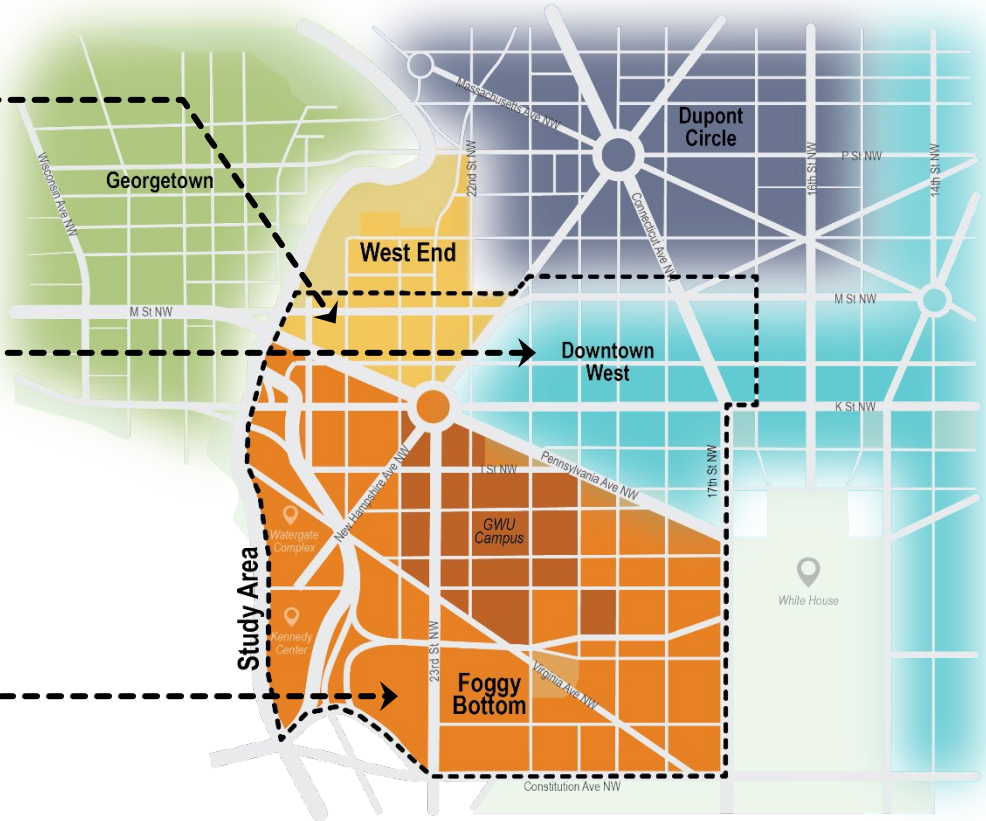
West End, located north of Pennsylvania Avenue NW and west of New Hampshire Avenue NW, features a mix of dense residential, office, and hospitality uses. Notably, it features a cluster of luxury hotels and high-end restaurants along M Street NW, as well as a Trader Joe's on 25th Street NW.

Downtown West Sub-Area

The northeastern portion of the study area, east of New Hampshire Avenue NW and north of Pennsylvania Avenue NW, covers the westernmost portion of Downtown DC. This area is primarily made up of large office buildings with ground-floor retail. It has a very small residential population and limited customer traffic during the weekend or weekday evenings—standing in contrast to the typical Main Street area. Notably, this area is currently served by the Golden Triangle Business Improvement District.

Foggy Bottom Sub-Area

Foggy Bottom features a mix of office workers, college students, and full-time residents. It includes several notable institutions and landmarks, including George Washington University, the Kennedy Center for the Performing Arts, and The Watergate complex. Retail is dispersed throughout the neighborhood, with clusters along Pennsylvania Avenue, I Street NW, and within the Watergate and Columbia Plaza complexes.



Note: This map is for illustrative purposes only. The actual neighborhood boundaries differ from the map. These boundaries do not represent the complete or official boundaries of the Foggy Bottom or West End neighborhoods. The "Downtown West" area was titled for purposes of this study and does not represent an official name for the area.

STUDY AREA DEMOGRAPHICS

Spanning multiple neighborhoods, the study area’s demographics vary widely depending on location—with a mix of relatively affluent homeowners, college students from George Washington University, hotel guests, and office workers.

The overall area is very young, with a median age over a decade younger than the DC average—a reflection of its large student population. The eastern portion of the study area is predominantly composed of large office buildings and features a very small residential population. The area has seen relatively modest population growth since 2010.

Study Area Demographic Snapshot



In 2022, 17,773 people lived within the boundaries of the study area. Over three quarters of these residents live on the Foggy Bottom side of the site, south of Pennsylvania Avenue.



West End residents have higher household incomes than Foggy Bottom and DC overall. The median household income in West End (\$108,040) far exceeds the Foggy Bottom median of \$82,779, largely a reflection of Foggy Bottom’s large student population.

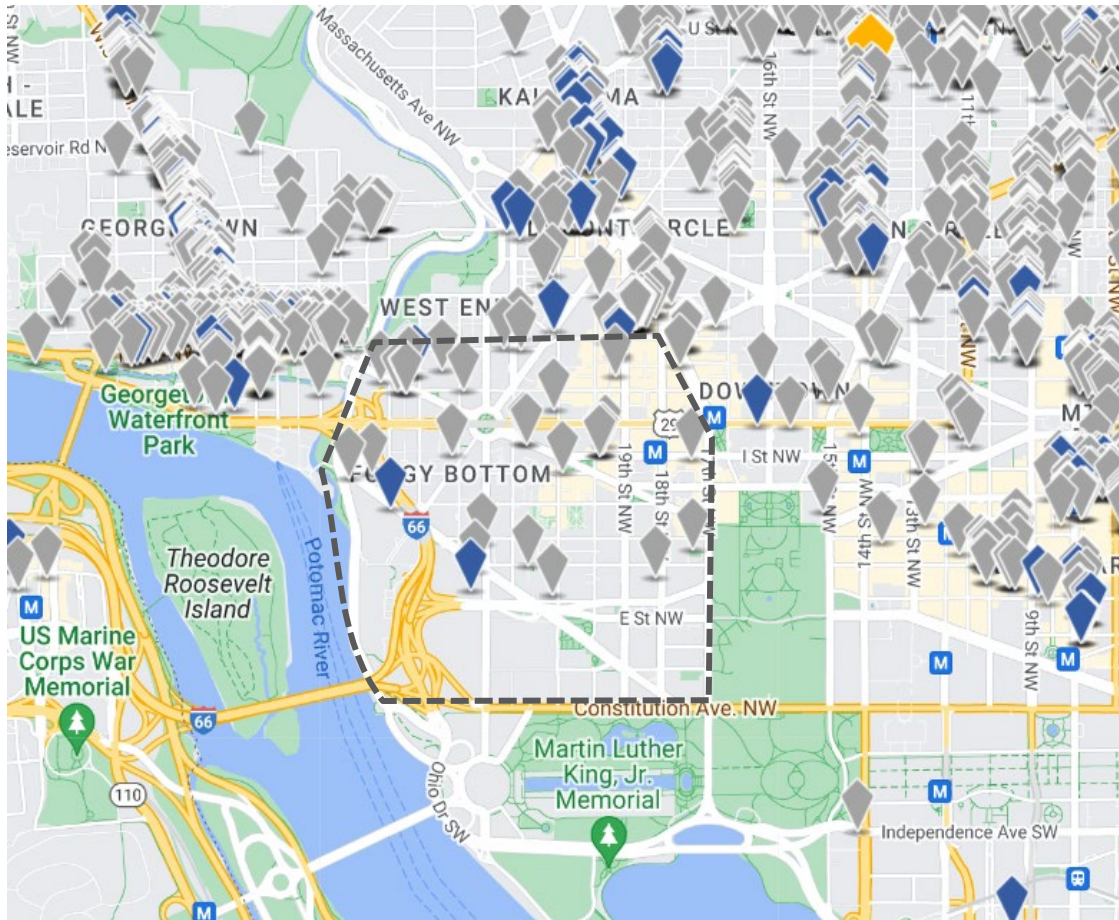


The study area, particularly Foggy Bottom, has seen **lower rates of residential population growth** than the District overall in the past decade.

Population & Income Summary

	Washington, DC	Study Area	Foggy Bottom	West End	Downtown West
Total Population (2022)	706,367	17,773	14,345	2,608	748
Population Growth (2010–2022)	17%	10%	9%	20%	5%
Median Age (2022)	36.3	25.4	24.0	33.1	28.3
Median Household Income (2022)	\$104,140	\$90,416	\$82,779	\$125,427	\$83,338
Median Home Value (2022)	\$659,443	\$818,035	\$777,687	\$924,460	\$701,923

CITYWIDE RETAIL CONTEXT



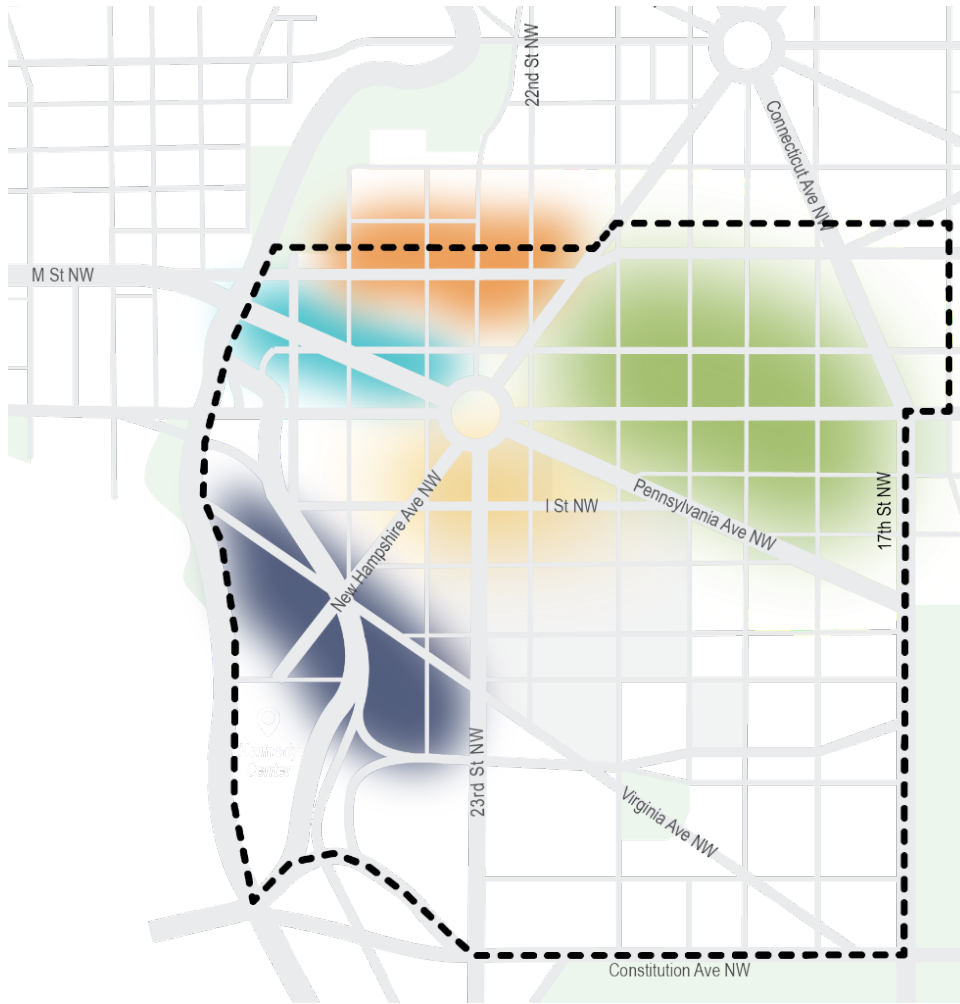
Note: Each diamond indicates a property with at least one retail tenant. This map is for illustrative purposes and does not reflect every property with retail businesses.

The study area is in a highly commercial region of DC—sandwiched between Downtown to the east, Dupont Circle to the north, Georgetown to the west, and the National Mall to the south.

As such, there is a wide range of commercial orientations within the study area. The area's eastern portion has high number of offices, like the rest of Downtown. The northwestern portion of the study area, West End acts as a bridge between Downtown and Georgetown, with many hotels bearing the “Georgetown” brand. Foggy Bottom has as a more insular retail orientation, primarily serving GWU students and nearby residents.

The southwestern portion of the study area, including the Watergate complex, Columbia Plaza, and the Kennedy Center, is less connected to the greater commercial fabric, with the Potomac River Freeway and heavily trafficked Virginia Avenue NW limiting foot traffic from the north and east.

RETAIL NODES WITHIN THE STUDY AREA



Note: This map is for illustrative purposes only.

The study area has several clusters of retail activity, spread across different corridors and neighborhoods.

Central Foggy Bottom

Retail is concentrated around the Foggy Bottom Metro station, primarily along I Street NW, with some additional businesses along Pennsylvania Avenue and New Hampshire Avenue. Western Market is a neighborhood retail anchor, primarily featuring locally owned, fast-casual dining concepts.

Western Pennsylvania Avenue

The portion of Pennsylvania Avenue NW between Washington Circle and Rock Creek Parkway features a mix of ground-floor retail (primarily restaurants), and hotel and residential uses.

West End

Retail in West End is primarily along M Street NW, with a heavy concentration of fine dining—a reflection of the large cluster of luxury hotels located in the neighborhood.

Watergate & Columbia Plaza

The Watergate and Columbia Plaza both feature insular clusters of retail spaces that are difficult or impossible to see from the street. Both have had significant retail challenges in recent years (see p.19). This node also includes Boathouse, an apartment building with a ground-floor storefront that has been vacant since the project was built in 2020.

Downtown West

This area is predominantly composed of office buildings with ground-floor retail uses catered to daytime office workers. Notably, this area is within the boundaries of the Golden Triangle BID.

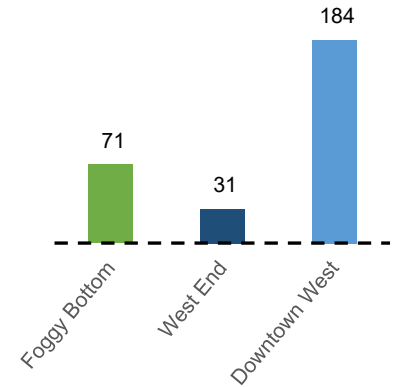
NEIGHBORHOOD RETAIL CONDITIONS

The study area features 286 retail businesses. Foggy Bottom has a notably higher vacancy rate and share of locally owned businesses than the rest of the study area.

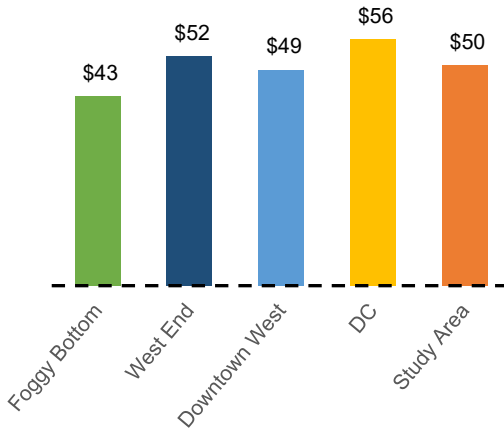
In addition to its comparatively high vacancy rate, Foggy Bottom also has a lower average retail lease rate—indicating lower overall tenant demand than West End or Downtown West. West End and Downtown West both feature healthier overall retail conditions, with lease rates around \$50/SF and vacancy rates just above 10%.

The number of businesses within each neighborhood varies widely. Downtown West has a supply of 184 businesses—far higher than the typical Main Street, particularly for a new program. Foggy Bottom has 71 total retail businesses—close to the current median of existing DC Main Streets. West End has just 31 retail businesses—far lower than the typical DC Main Street.

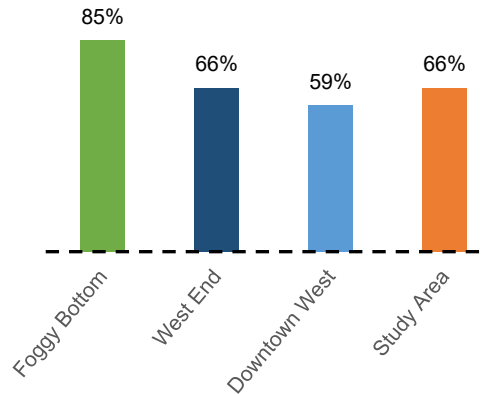
Number of Retail Businesses



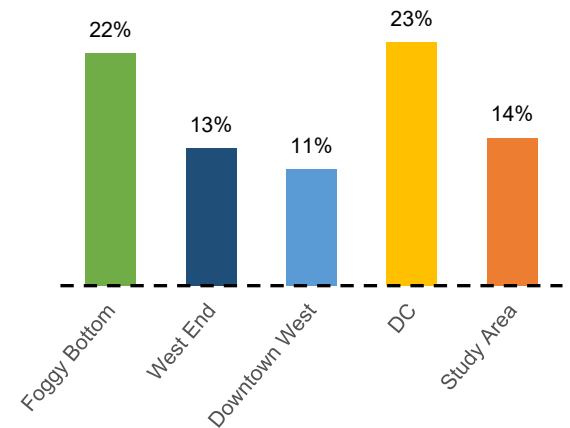
Average Retail Lease Rate



% of Locally-Owned Businesses



Average Retail Vacancy Rate



Note: Foggy Bottom data represents the entire neighborhood boundary of Foggy Bottom, not the recommended program boundary identified in this study.

Source: JS&A, CoStar

BID SUITABILITY ASSESSMENT

There is no evidence to suggest that there is the local stakeholder will nor capacity to support the formation of a new Business Improvement District within the study area.

To date there has not been a clear local champion to support the development of a business improvement district nor is there evidence that commercial property owners are receptive to approving a BID assessment. In addition, much of the study area lacks the necessary density of taxable commercial property to support a traditional, standalone BID. Importantly, no existing neighboring BIDs – Georgetown BID, Dupont Circle BID, and Golden Triangle BID – have expressed interest in expanding their geographic coverage into the study area

BID Formation Viability Checklist

- **Local champion** to lead the stakeholder engagement and education process and oversee a BID formation process. **Not Demonstrated**
- **Expressed interest** of commercial property owners including receptivity to pay BID tax assessments in favor of receiving BID services. **Not Demonstrated**
- **Volunteer capacity and support** to undertake the outreach and signature collection process. **Not Demonstrated**
- **Expressed need for BID services** including cleanliness, safety, public realm improvements, marketing, branding, and placemaking programs. **Somewhat Demonstrated**
- **Appropriate commercial density** and continuous concentration of BID assessment-eligible properties. **Not Demonstrated**

04 DC Main Street Context

OVERVIEW OF DC MAIN STREET PROGRAM & NEED FOR UPDATED EVALUATION FRAMEWORK

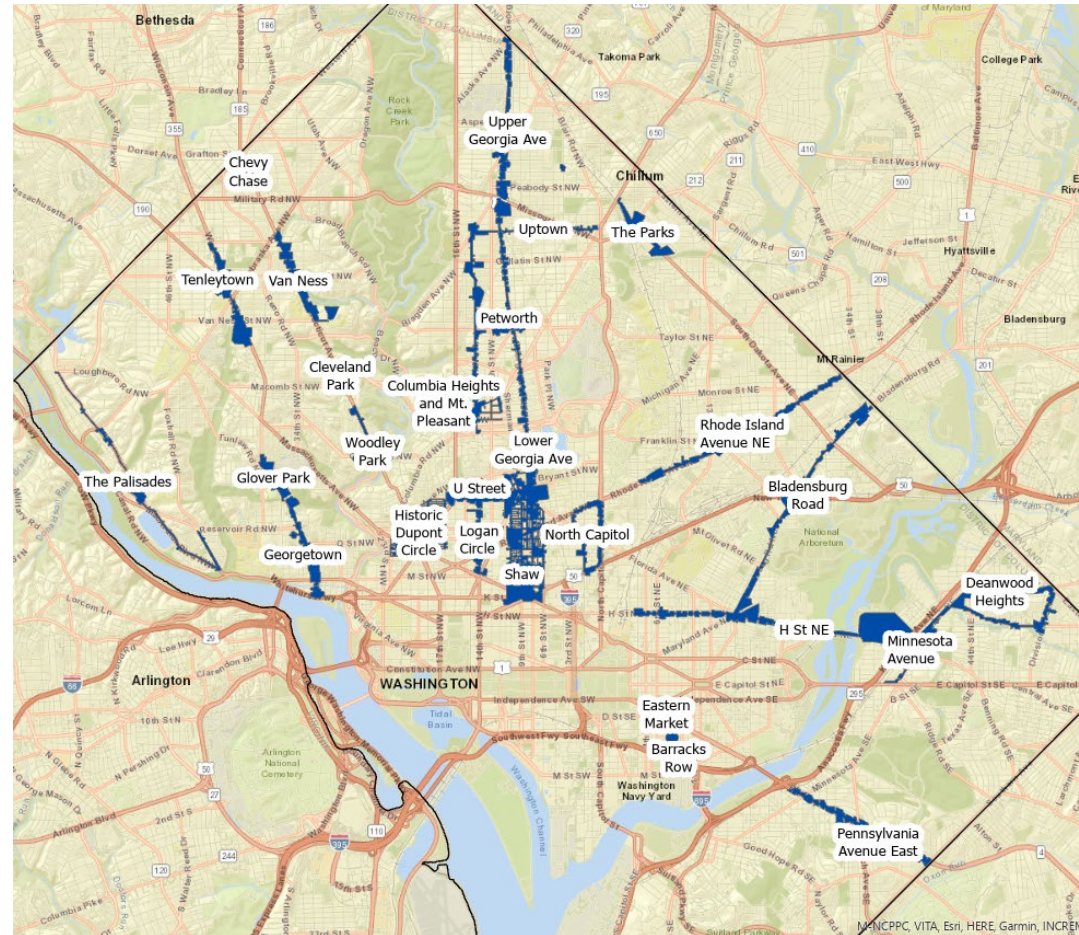
DC's Main Street program has experienced rapid growth over the past decade.

The DC Main Street Program has expanded from **5** programs in 2014 to **28** programs in 2023. This growth has allowed a wide range of neighborhoods and corridors to receive Main Street services, across all eight wards of the District. This includes several non-traditional program areas that cover multiple neighborhoods and/or non-continuous stretches of commercial uses. There is also a wide range of program area sizes, ranging from a Main Street that nearly covers an entire neighborhood (Shaw) to programs that serve a single, compact retail node.

As the program grows, it is increasingly important for the City and local stakeholders to efficiently evaluate the feasibility of new and existing programs.

There are few cities that have a comparable set of Main Street programs to DC, given its rapid growth and highly urban context. As such, there are currently few resources to help DSLBD and stakeholders assess the feasibility of Main Streets in the city. To help assess the viability of the Foggy Bottom-West End area, as well as other programs, this study developed an evaluation tool to help ensure that Main Street resources are being spent in an efficient, equitable manner and that the economic and physical conditions of program areas align with the goals and strategies of the Main Street model and mission.

Map of DC Main Street Programs



Source: *OpenData DC*

COMPARISON TO EXISTING DC MAIN STREETS

Program	Size of Corridor*	Population**	Median Household Income**	Non-storefront blocks (%)	Avg. Retail Lease Rate (Rent/SF)	Total Retail Space	Retail Business Count
Study Area	112 blocks	17,773	\$90,416	56 blocks (50%)	\$49.92/SF	544,345 SF	286
DC MS Average	17 blocks	48,660	\$119,653	28%	\$41.18	475,998 SF	108
Barracks Row	6 blocks	47,067	\$143,254	-33%	\$46.65	333,860 SF	77
Bladensburg Road	17 blocks	17,664	\$76,915	29%	\$24.59	238,569 SF	51
Chevy Chase	6 blocks	28,764	\$172,851	16%	\$49.25	217,760 SF	49
Cleveland Park	3 blocks	29,588	\$154,776	0%	\$42.22	190,525 SF	64
Columbia Heights/Mt. Pleasant	24 blocks	89,938	\$117,416	29%	\$58.15	1,114,697 SF	349
Congress Heights	13 blocks	32,764	\$42,118	44%	\$31.46	112,819 SF	37
Dupont Circle	55 blocks	87,384	\$127,127	65%	\$56.32	604,458 SF	300
Eastern Market	4 blocks	56,492	\$150,388	25%	\$43.30	149,957 SF	71
Georgetown	16 blocks	34,130	\$160,429	6%	\$66.24	1,300,624 SF	207
Glover Park	5 blocks	36,066	\$155,060	20%	\$42.76	245,249 SF	56
H Street	32 blocks	36,053	\$97,841	13%	\$32.34	1,247,795 SF	208
Logan Circle	11 blocks	91,961	\$126,780	8%	\$50.67	773,784 SF	102

(Table continues on the following page.)

*Size refers to the number of retail street segments served. A segment is defined as a stretch of street – including both sides of the street—between the intersections of two cross streets.

**Population and median household income figures reflect the demographics of a 1-mile radius of the center of each Main Street geography.

COMPARISON TO EXISTING DC MAIN STREETS (CONTINUED)

Program	Size of Corridor*	Population**	Median Household Income**	Non-storefront blocks (%)	Avg. Retail Lease Rate (Rent/SF)	Total Retail Space	Retail Business Count
Lower Georgia Avenue	22 blocks	78,435	\$109,173	9%	\$33.66	645,330 SF	153
Minnesota Avenue	12 blocks	29,133	\$47,022	6%	\$32.92	180,867 SF	58
North Capitol	13 blocks	72,021	\$117,529	23%	\$32.30	277,091 SF	51
Palisades	16 blocks	12,112	\$191,482	56%	\$36.96	136,257 SF	53
Pennsylvania Avenue	13 blocks	24,717	\$60,266	69%	\$37.82	286,742 SF	46
Petworth	18 blocks	48,642	\$101,085	22%	\$31.23	501,072 SF	116
Rhode Island Avenue	22 blocks	26,366	\$87,885	27%	\$30.79	590,405 SF	106
Shaw	60 blocks	99,724	\$126,298	47%	\$46.20	955,436 SF	255
Tenleytown	9 blocks	33,887	\$167,266	11%	\$48.15	570,214 SF	72
The Parks	10 blocks	35,289	\$82,655	30%	\$26.34	151,317 SF	29
U Street	9 blocks	109,269	\$126,391	0%	\$51.08	437,481 SF	97
Upper Georgia Avenue	13 blocks	31,883	\$91,384	46%	\$35.94	685,429 SF	118
Uptown	35 blocks	48,541	\$101,019	54%	\$32.55	513,835 SF	157
Van Ness	7 blocks	28,591	\$156,390	50%	\$38.76	242,873 SF	65
Ward 7 Business Partnership	17 blocks	35,5127	\$51,312	70%	\$28.00	147,000	27
Woodley Park	5 blocks	47,339	\$139,842	40%	\$53.08	147,501 SF	54

*Size refers to the number of retail street segments served. to A segment is defined as a stretch of street – including both sides of the street – between the intersections of two cross streets.

**Population and median household income figures reflect the demographics of a 1-mile radius of the center of each Main Street geography.

IMPLICATIONS FOR POTENTIAL MAIN STREET BOUNDARY

Program Boundary Implications from Comparison to Other DC Main Street Programs

- **The proposed study area is too large for a single Main Street program.** The geographic size of the full study area (112 blocks) far exceeds the typical size of a Main Street program (17 blocks). In addition, there are far more retail businesses in the study area (286 businesses) than the median DC Main Street (72 businesses).
- **Excluding the Downtown West area reduces the overall business count down to a suitable size.** Including only the Foggy Bottom and West End neighborhoods, the total business count (102) is more aligned with the typical DC Main Street. While the geographic size of this reduced program area is still quite large, it is more in keeping with a viable Main Street program.
- **The study area has a relatively high proportion of blocks without storefronts, as retail is dispersed throughout several nodes.** This is a minor risk factor, as it makes it somewhat more difficult for a Main Street to efficiently serve businesses and address the varying needs of different retail nodes. However, the amount of retail interruption is in keeping with many other DC program areas. The high portion of non-storefront blocks indicates that a future Main Street will need to pay particular attention to the capacity necessary to build relationships across the program area.



05 Stakeholder Need & Receptivity

STAKEHOLDER OUTREACH & METHODOLOGY

Stakeholder outreach played a critical role in this feasibility assessment.
Community buy-in and support are essential to a successful Main Street.

To gain the perspective of the community, 127 businesses in the study area were visited and engaged on the need and interest in a new Main Street. In the Foggy Bottom and West End neighborhoods, 83% of businesses were visited. In total, 58 businesses completed business surveys. In addition, interviews were conducted with 15 community leaders from across the study area as listed to the right. Stakeholder outreach and engagement included:



Business Survey

Door-to-Door In-Person and Digital Surveys with Local Business Owners and Operators



Local Community Organizations

Conducted Small Group Conversations with Local Community Organizations



Advisory Neighborhood Commissioners

One-on-One Interviews with Local ANC



Key Stakeholders

One-on-One Conversations with Key Stakeholders



Site Visits & Corridor Walks

Multiple Site Visits to the Study Area

Interviewed Stakeholders

Foggy Bottom Association

John George | President

Sadie Cornelius | Communications Chair

Golden Triangle Business Improvement District

Leona Agouridis | Executive Director

Pat Powell | Chief of Staff

Andrew Huff | Associate Director of Member & Government Relations

West End Citizens Association

Sara Maddux | President

Barbara Kahlow | Secretary-Treasurer

Terry Lynch | Board Member

John Seichter | Board Member

George Washington University

Renee McPhatter | Assistant Vice President for Government and Community Relations

Kevin Days | Director of Community Relations

Advisory Neighborhood Commissioners

Jim Malec | ANC 2A02

Trupti Patel | ANC 2A03

Ed Comer | ANC 2A04

Jordan Nassar | ANC 2A08

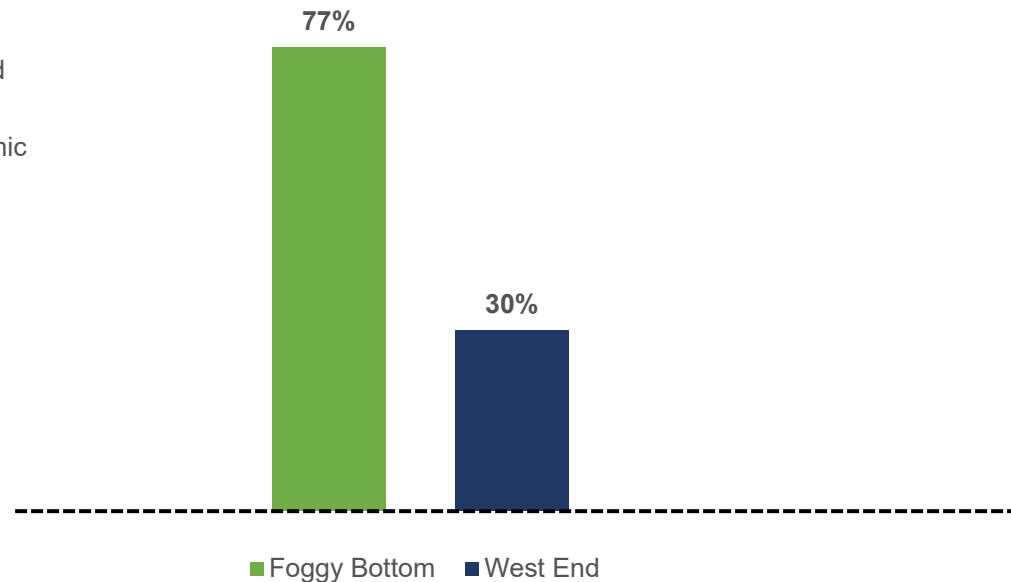
BUSINESS SALES COMPARED TO PRE-PANDEMIC LEVELS

Most Foggy Bottom businesses have yet to recover from the effects of the COVID-19 pandemic, heightening the need for additional business support in the area.

This decline in customer traffic can be attributed to the increased levels of remote work from nearby office buildings and GWU faculty, as well as the ongoing struggles of The Watergate and Columbia Plaza to attract customers (see p. 18).

West End, on average, has experienced a stronger retail recovery than Foggy Bottom, likely due to the consistent foot traffic generated by nearby hotels and Class A office buildings. Half of West End businesses reported that customer traffic has exceeded pre-pandemic levels as of Q2 2023.

Share of Businesses That Have Not Regained Pre-Pandemic Levels of Customer Traffic



BUSINESS NEEDS DETAIL: WATERGATE & COLUMBIA PLAZA

Businesses located in The Watergate and Columbia Plaza have a notable need for technical assistance, as both complexes have seen a significant decline in customer traffic and storefront occupancy in recent years.

Conditions within these complexes have been on the decline over the last decade and were accelerated by the COVID-19 pandemic. Following several recent business closures, the Watergate now has a retail vacancy rate of 60%.

The struggles of these complexes reflect a broader nationwide decline of insular retail complexes (such as indoor malls) that lack street-facing storefronts or strong transit accessibility. The Watergate and Columbia Plaza are also challenged by their distance from a Metro station and lack of easy pedestrian accessibility from several directions.

Several community stakeholders identified these two complexes as priority areas for any potential Main Street in the area. Business owners and community stakeholders alike reported a need for additional support in improving the marketing, leasing, and building conditions of both complexes.


Business Condition Detail

	Vacancy Rate	Total Businesses	# Business Closures Since 2019
Watergate	60%	10	4
Columbia Plaza	28%	7	3

Source: Business count and vacancy rate based on site visit. Business closure insights via various online sources.



The Watergate Retail Plaza



Columbia Plaza Outdoor Mall

BUSINESS NEEDS AND RECEPTIVITY

As part of this analysis and engagement, businesses in the study area were surveyed to understand businesses' needs and receptivity to a new Main Street in the area. Overall, businesses expressed receptivity toward additional assistance from the City to support their operations. The types of assistance businesses most requested closely align with the core services provided by Main Streets.

In Foggy Bottom and West End, marketing and branding support was cited by businesses as their largest need, reflecting the decline in customer traffic and perceived opportunity to significantly boost the citywide brand of the neighborhood as a place for people from outside the area to visit. Customer acquisition, security/vagrancy, and employee attraction/retention were also commonly cited as major needs.

Several businesses reported a need for more coordination and strategic partnerships between local businesses to build stronger connections with nearby residents and between small business owners in the neighborhood. In Downtown West, customer acquisition, lease negotiation, and rent affordability were the most commonly cited areas of desired assistance.



Note: A total of 58 businesses completed the survey conducted as a part of this study. Response includes both in-person surveys conducted door-to-door in the Study Area as well as a digital version of the survey provided to retail businesses in the Study Area. An overview of Main Street programs was provided to respondents. Business owners/representatives were asked about their views on the need for such an organization, their willingness to volunteer, and the types of needed assistance most applicable to their establishment. Source: Business Survey conducted by JS&A in Q2 2023.

STAKEHOLDER RECEPTIVITY TO A MAIN STREET

There is strong community interest and support for a new Main Street.

Community leaders expressed a strong need for more economic development and business support coordination and resources for the neighborhood. There is specific support for a Main Street program, given an unsuccessful prior attempt at the formation of a business association and limited capacity or interest in the formation of a Business Improvement District. Foggy Bottom community leaders frequently cited a long-running decline of retail amenities, with particularly strong support for additional resources going toward attracting and retaining businesses at The Watergate and Columbia Plaza.

Community leaders also expressed strong confidence that Foggy Bottom and West End would have the volunteer interest and capacity to effectively support a new Main Street program. Leaders cited a dedicated base of year-long residents, with the potential to leverage the area's student population.

Foggy Bottom Association (FBA) was commonly cited as a potential organization to oversee a Main Street program.

Community leaders cited Foggy Bottom Association's long history in the neighborhood, existing relationships with local business owners, and respected leadership as key reasons why the organization is well-positioned to oversee a Main Street program. In an interview conducted for this study, FBA leadership also expressed direct interest in applying for Main Street accreditation.



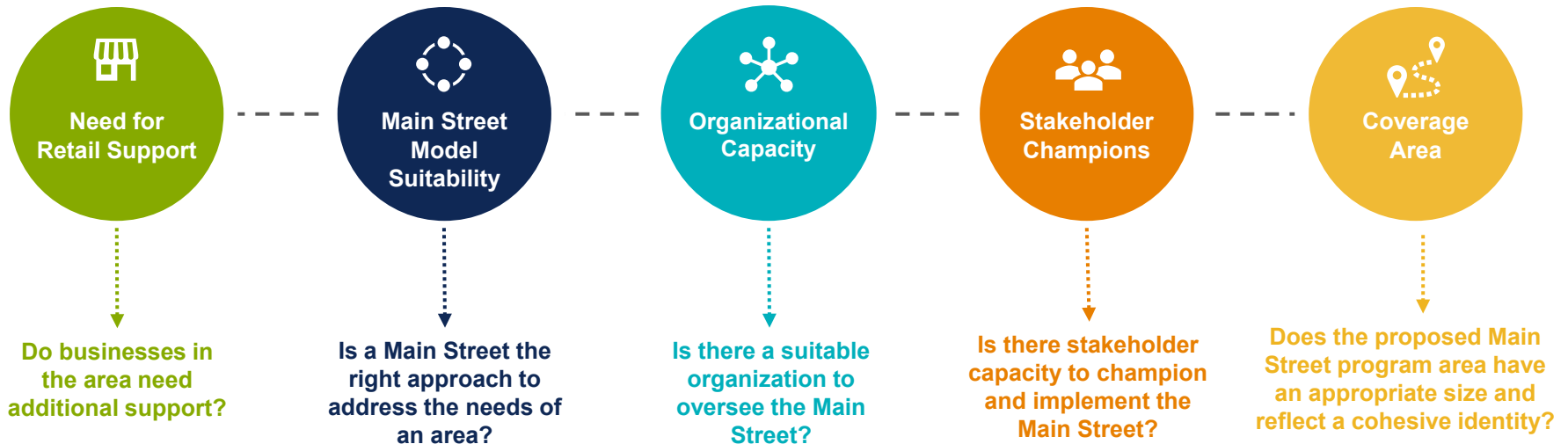
06 Main Street Evaluation Framework

SUMMARY CHART

FEASIBILITY EVALUATION CRITERIA

This analysis summarizes the necessary neighborhood conditions that allow a Main Street program to be successful. These conditions are grouped in five categories. If a program area fulfills the criteria within each of the five categories, the area would be considered to have the conditions necessary to support a successful Main Street. If an area does not fulfill the criteria within a category, it would not be recommended for Main Street accreditation or funding.






This criteria can be used by DLSBD to help determine whether a new area should be awarded Main Street funding or whether an existing area should continue receiving funding. The criteria can also be used as a road map to help neighborhood stakeholders build the groundwork that would make a new Main Street program successful in their community. The “Organizational Capacity” category can also be used to identify which organization is the most suitable to receive a Main Street grant. More broadly, this criteria can communicate the fundamental conditions necessary to make a DC Main Street program sustainable and impactful to community stakeholders.



SUMMARY CHART

FEASIBILITY EVALUATION CRITERIA

This analysis summarizes the necessary neighborhood conditions that allow a Main Street program to be successful. These conditions are grouped in five categories. If a program area fulfills the criteria within each of the five categories, the area would be considered to have the conditions necessary to support a successful Main Street. If an area does not fulfill the criteria within a category, it would not be recommended for Main Street accreditation or funding.

	 Need for Retail Support <i>Do businesses in the area need additional support?</i>	 Main Street Model Suitability <i>Is a Main Street the right approach to address the needs of an area?</i>	 Organizational Capacity <i>Is there a suitable organization to oversee the Main Street?</i>	 Stakeholder Champions <i>Is there stakeholder capacity to champion and implement the Main Street?</i>	 Coverage Area <i>Does the proposed Main Street program area have an appropriate size and reflect a cohesive identity?</i>
Criteria #1	Established receptivity among business owners for a Main Street program.	Neighborhood conditions that align with the Main Street Four-Point Approach	Existing organization with a similar or complementary mission to a Main Street program that has expressed interest in receiving Main Street accreditation to serve the area.	Established interest from residents and/or other stakeholders in joining a Board of Directors and Executive Committee for a Main Street program.	Neighborhood, corridor, or district with a cohesive identity.
Criteria #2	Lack of other entities already providing similar services as a Main Street (excluding any organization that would be overseeing the new Main Street).	Walkable commercial corridor with a concentration of ground-floor commercial storefronts.	Existing nonprofit organization that represents the same or proximate geographic area as the study area.	Established financial support and/or the presence of a local anchor institution and other key partners who could be expected to provide financial support.	Appropriate number of retail businesses within the study area.
Criteria #3	Notable supply of underutilized ground-floor commercial spaces that are vacant or in visibly poor condition.	Large portion of local businesses.	Existing nonprofit organization that has a track record of operational success.	Established base of volunteers within the study area, as demonstrated by participation in prior community events or initiatives.	Appropriate geographic size of study area
Criteria #4	None	Supply of historic assets worthy of preservation.	Existing nonprofit organization that has strong ties with local businesses in the study area.	Established track record of strong event attendance at prior events or festivals within the study area.	Contiguous study area, with no major barriers to pedestrian traffic.

MAIN STREET FEASIBILITY EVALUATION CRITERIA METHODOLOGY SUMMARY

How To Use This Evaluation Criteria

The following criteria categories were developed to evaluate the feasibility of potential new DC Main Street programs and the suitability of existing programs. This criteria is designed to be used to assess a single “study area”—the program boundary of a proposed or existing program.

The criteria are grouped within 5 categories:

1. Need for Retail Support
2. Main Street Model Suitability
3. Organizational Capacity
4. Stakeholder Support
5. Coverage Area

When to Use This Evaluation Criteria

This evaluation rubric can be applied by DSLBD and local stakeholders at five separate points in the Main Street program formation and evaluation process:

1. Evaluating whether a Main Street is the right entity to serve a particular area before the creation and distribution of a Request for Applications for an organization to oversee a program.
2. Identifying which organization is the most suitable to receive a Main Street grant.
3. Evaluating whether an existing Main Street program’s funding should be maintained or removed during formal program review.
4. Creating a road map to help neighborhood stakeholders build the groundwork that would make a new Main Street program successful in their community.
5. Communicating the fundamental conditions necessary to make a DC Main Street program sustainable and impactful to community stakeholders.

Scoring

These categories each include three to four criteria, with a specific number of points assigned for each. Each category has a scoring threshold to measure whether the study area satisfies these criteria. If an area **meets** the scoring threshold of every category, then it would be expected that the area has the fundamental conditions necessary to have a successful, sustainable Main Street program. Conversely, if an area **does not meet** the scoring threshold for every category, then it would not be considered to have the fundamental conditions necessary to have a successful, sustainable Main Street program.



MAIN STREET FEASIBILITY EVALUATION CRITERIA

NEED FOR RETAIL SUPPORT

Do businesses in the area need additional support?

An area should have a clear need for business support services to receive Main Street funding.

Most fundamentally, there should be a clear demonstration that business owners within the study area are supportive of a Main Street program and desire such support services. Without an initial base of support from businesses, a new program would likely struggle to establish relationships and demonstrate immediate value. For existing programs, business owners should be aware and supportive of the Main Street and its programming. Business receptivity for a program can be demonstrated through a business survey and/or testimonials from business owners/operators.

Another key metric to evaluate an area's need for Main Street services is the presence (or lack thereof) of any other entities that provide similar business support services, such as a Business Improvement District or business association. Overlap with similar entities creates risk of programmatic redundancies and stakeholder confusion.

Criteria #	Criteria Description	Total Points
1	Established receptivity among business owners for a Main Street program ¹	4
2	Lack of other entities already providing similar services as a Main Street (excluding any organization that would be overseeing the new Main Street) ²	3
3	Notable supply of underutilized ground-floor commercial spaces that are vacant or in visibly poor condition	3
Scoring Total	Needs at least 7 out of 10 to demonstrate sufficient need for assistance	Max Score: 10

¹ Receptivity among business owners can be demonstrated through a survey or testimonials from multiple business owners/operators.

² An above-average vacancy rate can be used as evidence for this criteria. For context, DC's citywide retail vacancy rate is 7%, as of Q2 2023.



MAIN STREET FEASIBILITY EVALUATION CRITERIA

MAIN STREET MODEL SUITABILITY

Is a Main Street the right approach to address the needs of an area?

The needs of the study area should align with the core mission of DSLBD and core elements of the Main Street program model.

The core mission of DSLBD is to support the growth of District’s small and local businesses. The mission of the DC Main Street program is to support traditional retail corridors in the city. As such, all Main Street program areas should clearly align with both core missions—serving walkable commercial corridors with ground-floor storefronts and a high concentration of independently owned businesses. Areas with historic building stocks should be prioritized for accreditation, to align with another fundamental component of the Main Street model—historic preservation.

¹ The alignment between community needs and the Main Street model can be assessed through conversations with ANCs or other community leaders and insights from recent Small Area Plans or other relevant studies.

² A walkable commercial corridor could be demonstrated by having multiple blocks that are predominantly composed of ground-floor storefronts.

Criteria #	Criteria Description	Total Points
1	Neighborhood conditions that align with the Main Street Four-Point Approach¹ <ul style="list-style-type: none"> 1 pt if needs exist for additional community events and other promotional activities (Promotion) 1 pt if needs exist to help businesses navigate regulatory or licensing issues, secure City resources, gain access to capital, and other technical needs (Economic Vitality) 1 pt if needs exist for physical enhancements to storefront facades, streetscapes, or business signage (Design) 1 pt if need exists for area to have additional support in cultivating strategic community partnerships and securing additional public or private resources (Organization) 	4
2	Walkable commercial corridor with a concentration of ground-floor commercial storefronts² <ul style="list-style-type: none"> 3 pts if all or nearly all retail storefronts are located within the same retail node or corridor 2 pts if high concentration of retail activity but businesses dispersed across a large study area 1 pt if retail businesses are highly dispersed throughout study area but are accessible by transit and located in a pedestrian-friendly atmosphere 	3
3	Large portion of local businesses <ul style="list-style-type: none"> 2 pts if over 80% of retail businesses are independently owned, operated, and controlled 1 pt if over 70% of retail businesses are independently owned, operated, and controlled 	2
4	Supply of historic assets worthy of preservation	1
Scoring Total	Needs at least 8 out of 10 to demonstrate sufficient alignment with the Main Street Model	Max Score: 10

MAIN STREET FEASIBILITY EVALUATION CRITERIA

ORGANIZATIONAL CAPACITY

Is there a suitable organization to oversee the Main Street?

There needs to be at least one nonprofit organization with the capacity and interest in overseeing a new Main Street program before funding is awarded to an area.

The Main Street model is hyper-local in nature, with the success of a program highly dependent on quality stakeholder relationships. As such, it is vital that any parent organization of a new Main Street program has a strong existing knowledge of the study area and established relationships with business owners, residents, and local anchor institutions. While a parent organization does not need direct experience providing Main Street services, it should have a mission aligned with the Main Street model and an established track record of operational competence.

This evaluation criteria for this category should be used to assess any prospective organizations within a study area, to help DSLBD determine whether there is at least one organization that could adequately oversee a Main Street grant. If at least one organization meets this criteria, then the study area would successfully pass this evaluation category.

Criteria #	Criteria Description	Total Points
1	Existing nonprofit organization with a similar or complementary mission to a Main Street program that has expressed interest in receiving Main Street accreditation to serve the study area	4
2	Existing nonprofit organization that represents the same or proximate geographic area as the study area <ul style="list-style-type: none"> • 4 pts if the organization's registered address is within the study area • 2 pts if the organization's registered address is outside the study area, but within a one-mile radius from the study area • 2 pts if the organization's registered address is outside the study area, but it provides services within the study area 	4
3	Existing nonprofit organization that has a track record of operational success <ul style="list-style-type: none"> • 1 pt if organization has established experience securing private funding from corporate, institutional, or individual sources • 1 pt if organization has established experience managing volunteers for events or other programmatic activities 	2
4	Existing nonprofit organization that has strong ties with local businesses in the study area <ul style="list-style-type: none"> • 1 pt if organization has existing relationships with business owners and/or operators in study area • 1 pt if organization has partnered with businesses within study area on prior events, marketing initiatives, or other programs 	2
Scoring Total	Needs at least 9 out of 12 to demonstrate sufficient organizational suitability	Max Score: 12

Note: This criteria is meant to evaluate the capacity of a single organization. Multiple organizations may be assessed for a given study area



MAIN STREET FEASIBILITY EVALUATION CRITERIA

STAKEHOLDER CHAMPIONS

Is there stakeholder capacity to champion and implement the Main Street?

A strong base of volunteer and financial support from the local community is fundamental to the long-term success of a Main Street program.

In addition to the identification of a suitable parent organization to oversee the Main Street program, there must also be strong community support behind any successful Main Street program. As a program model highly dependent on volunteering, there must be a base of residents who can volunteer at events, serve on the board and executive committees, and spread the word about the Main Street throughout the greater community. Without this strong foundation, a Main Street would struggle to execute quality programming, grow its capacity, and establish its value to stakeholders.

Prospective new Main Streets should also demonstrate anticipated financial support from local institutions, such as universities, churches, supermarkets, banks, or other anchor establishments. Without the support from these key entities, a Main Street would likely struggle to grow operationally and programmatically.

Criteria #	Criteria Description	Total Points
1	Established interest from residents and/or other stakeholders in joining a Board of Directors and Executive Committee for a Main Street program¹	4
2	Established financial support and/or the presence of a local anchor institution and other key partners who could be expected to provide financial support	3
3	Established base of volunteers within study area, as demonstrated by participation in prior community events or initiatives	2
4	Established track record of strong event attendance at prior events or festivals within the study area	1
Scoring Total	Needs at least 7 out of 10 to demonstrate sufficient stakeholder support	Max Score: 10

¹ DSLBD can evaluate the strength of stakeholder support by speaking with local ANCs, City Council community liaisons, and community group leaders.



MAIN STREET FEASIBILITY EVALUATION CRITERIA

COVERAGE AREA

Does the proposed Main Street program area have an appropriate size and reflect a cohesive identity?

Main Streets should reflect a clear, cohesive neighborhood or corridor identity.

Main Streets that serve multiple neighborhoods or commercial nodes and lack a clear brand identity can struggle to effectively brand itself or generate strong buy-in from stakeholders who do not feel there are adequately represented by the program.

In addition to having a cohesive identity, the optimal program area also has an appropriate geographic size and number of retail businesses. Its ideal size is small enough for an Executive Director to easily walk through and have frequent interactions with businesses. Furthermore, a program area with too many businesses (the median DC Main Street serves 72 businesses), may be overwhelmed by such a large constituent base.

On the other end of the spectrum, program areas that are too small also create risks. Main Streets with too few businesses can struggle to secure sufficient private funding or business interest in technical assistance, event participation, or other partnerships. From a City perspective, Main Street funding also needs to be equitable, avoiding areas where resources are overly concentrated within a small number of businesses.

Criteria #	Criteria Description	Total Points
1	Neighborhood or corridor with a cohesive identity <ul style="list-style-type: none"> 6 pts if study area covers or reflects a single neighborhood or corridor that is widely associated with a single name and identity. This may include the coverage of a neighborhood with a clear identity, such as Tenleytown Main Street or Glover Park Main Street. This may also include the coverage of a commercial corridor with a clear brand and identity, such as Barracks Row Main Street or Lower Georgia Avenue Main Street. 3 pts if study area has multiple, yet contiguous corridors or commercial nodes with distinct identities, such as H Street Main Street (which serves H St., Bladensburg Rd., and Benning Rd.), and Eastern Market Main Street (which serves Eastern Market and Pennsylvania Ave.) 3 pts if study area has two or more distinct neighborhood nodes that are not contiguous if (a) one or more nodes are too small to sustain its own Main Street; (b) they are in the same Ward and are in relative proximity; or (c) if there is a commonality that can bridge separate identities into a cohesive brand. An example of this would be Parks Main Street 	6
2	Appropriate number of retail businesses within the study area <ul style="list-style-type: none"> 3 pts if study area has 35–99 businesses 2 pts if study area has 25–34 or 100-149 businesses 1 pt if study area has 150–200 businesses 	3
3	Appropriate geographic size of study area <ul style="list-style-type: none"> 2 pts if study area has 3–19 street segments 1 pt if study area has 20–29 street segments 	2
4	Contiguous study area, with no major barriers to pedestrian traffic	1
Scoring Total	Needs at least 8 out of 12 to demonstrate an optimal coverage area size and orientation.	Max Score: 12

07 Main Street Feasibility Findings

FEASIBILITY SCORING DETAIL FOR PROGRAM AREA THAT ONLY SERVES FOGGY BOTTOM

A Main Street program area that only covers the Foggy Bottom neighborhood meets the scoring threshold under each evaluation category within this framework. This indicates that the area has a strong opportunity for an effective and sustained Main Street program.

Criteria	Need for Retail Support	Main Street Model Suitability	Organizational Capacity*	Stakeholder Champions	Coverage Area**
1	Score: 4 out of 4 Established receptivity among business owners for a Main Street program	Score: 4 out of 4 Neighborhood conditions that align with the Main Street Four-Point Approach	Score: 4 out of 4 Existing organization with a similar or complementary mission to a Main Street program that has expressed interest in receiving Main Street accreditation to serve the study area	Score: 4 out of 4 Established interest from residents and/or other stakeholders in joining a Board of Directors and Executive Committee for a Main Street program	Score: 6 out of 6 Neighborhood, corridor, or district with a cohesive identity
2	Score: 3 out of 3 Lack of other entities already providing similar services as a Main Street (excluding any organization that would be overseeing the new Main Street)	Score: 2 out of 3 Walkable commercial corridor with a concentration of ground-floor commercial storefronts	Score: 4 out of 4 Existing nonprofit organization that represents the same or proximate geographic area as the study area	Score: 3 out of 3 Established financial support and/or the presence of a local anchor institution and other key partners who could be expected to provide financial support	Score: 3 out of 3 Appropriate number of retail businesses within the study area
3	Score: 3 out of 3 Notable supply of underutilized ground-floor commercial spaces that are vacant or in visibly poor condition	Score: 2 out of 2 Large portion of local businesses	Score: 2 out of 2 Existing nonprofit organization that has a track record of operational success	Score: 2 out of 2 Established base of volunteers within the study area, as demonstrated by participation in prior community events or initiatives	Score: 2 out of 2 Appropriate geographic size of study area
4	<i>N/A (This evaluation category has only 3 criteria.)</i>	Score: 1 out of 1 Supply of historic assets worthy of preservation	Score: 2 out of 2 Existing nonprofit organization that has strong ties with local businesses	Score: 0 out of 1 Established track record of strong event attendance at prior events or festivals	Score: 1 out of 1 Contiguous study area, with no major barriers to pedestrian traffic
Total Score	✓ Passes 10/10 (Min. 7)	✓ Passes 9/10 (Min. 8)	✓ Passes 12/12 (Min. 9)	✓ Passes 9/10 (Min. 7)	✓ Passes 12/12 (Min. 8)






Total Score: 52 out of 54

*Scores reflect the capacity of Foggy Bottom Association, the organization most well-suited to oversee the Main Street program area. These criteria can be used as a framework to assess other organizations that have an interest in overseeing the Main Street.

** Analysis uses the geography of 19th St. NW to the east, Rock Creek Parkway to the west, Pennsylvania Avenue NW to the north, and I Street NW to the south, along the 800 block of New Hampshire Avenue NW and the Columbia Plaza and the Watergate complexes. This area covers approximately 58 retail businesses.

SUMMARY OF FINDINGS: MAIN STREET FEASIBILITY FOR PROGRAM AREA THAT ONLY SERVES FOGGY BOTTOM

There is a strong opportunity for the development of a Main Street program that serves the Foggy Bottom neighborhood. Foggy Bottom Association is well-positioned to oversee the Main Street program, given its strong existing relationships with local business owners and established network of local partners and volunteers. The supply of businesses within the recommended program area boundary would include approximately 58 businesses, within the ideal range for a new program. The area's dispersed locations of retail (with clusters along I Street, Pennsylvania Avenue, The Watergate, and Columbia Plaza) is the largest risk factor for a new program.

Feasibility Evaluation Criteria	Feasibility for a Main Street	Summary of Conditions	Strengths and Opportunities	Weaknesses and Threats
 Need for Retail Support	Strong	A total of 77% of businesses report sales below pre-pandemic levels. Area features a high vacancy rate; particularly at Watergate and Columbia Plaza	Most surveyed businesses are in favor of a Main Street. There is a lack of similar support services.	Multiple retail areas with differing needs require strong vision and capacity.
 Main Street Model Suitability	Strong	There is a need for marketing, events, façade improvements, and other technical assistance.	Area features historic district, key historic assets, and is highly walkable.	Area has large gaps of non-commercial uses in between retail nodes.
 Organizational Capacity	Strong	Area features one nonprofit organization, FBA, that already serves the study area and is strongly positioned to oversee Main Street.	FBA has a similar mission, strong stakeholder relationships, and an interest in program oversight.	FBA has not fundraised at a level needed to support an MS. Except for FBA, no suitable organization is located within study area.
 Stakeholder Champions	Strong	Strong support from community groups, large set of existing nonprofit volunteer bases, and anticipated support from key local institutions	GWU and Kennedy Center have potential to be key partners and supporters.	Main Street would need to avoid jurisdictional issues with the GWU campus.
 Coverage Area	Strong	Area covers a single neighborhood with a clear brand. Area has multiple retail nodes with differing customer bases and building conditions.	Area has optimal number of businesses. Foggy Bottom has a clear, cohesive brand.	Dispersed locations of businesses increase difficulty of streamlined engagement and TA efforts.

FEASIBILITY SCORING DETAIL FOR PROGRAM AREA THAT INCLUDES BOTH FOGGY BOTTOM & WEST END

A Main Street program area covering both the Foggy Bottom and West End neighborhoods is meets the scoring threshold under each evaluation category within this framework. This indicates that the area has a strong opportunity for an effective and sustained Main Street program, though the overall score is slightly lower than a program area only spanning the Foggy Bottom neighborhood, given the larger geographic size, smaller share of local businesses, and less cohesive brand and identity (spanning two distinct neighborhoods instead of one).

Criteria	Need for Retail Support	Main Street Model Suitability	Organizational Capacity*	Stakeholder Champions	Coverage Area**
1	Score: 4 out of 4 Established receptivity among business owners for a Main Street program	Score: 4 out of 4 Neighborhood conditions that align with the Main Street Four-Point Approach	Score: 4 out of 4 Existing organization with a similar or complementary mission to a Main Street program that has expressed interest in receiving Main Street accreditation to serve the study area	Score: 4 out of 4 Established interest from residents and/or other stakeholders in joining a Board of Directors and Executive Committee for a Main Street program	Score: 3 out of 6 Neighborhood, corridor, or district with a cohesive identity
2	Score: 3 out of 3 Lack of other entities already providing similar services as a Main Street (excluding any organization that would be overseeing the new Main Street)	Score: 2 out of 3 Walkable commercial corridor with a concentration of ground-floor commercial storefronts	Score: 4 out of 4 Existing nonprofit organization that represents the same or proximate geographic area as the study area	Score: 3 out of 3 Established financial support and/or the presence of a local anchor institution and other key partners who could be expected to provide financial support	Score: 3 out of 3 Appropriate number of retail businesses within the study area
3	Score: 3 out of 3 Notable supply of underutilized ground-floor commercial spaces that are vacant or in visibly poor condition	Score: 1 out of 2 Large portion of local businesses	Score: 2 out of 2 Existing nonprofit organization that has a track record of operational success	Score: 2 out of 2 Established base of volunteers within the study area, as demonstrated by participation in prior community events or initiatives	Score: 1 out of 2 Appropriate geographic size of study area
4	<i>N/A (This evaluation category has only 3 criteria)</i>	Score: 1 out of 1 Supply of historic assets worthy of preservation	Score: 2 out of 2 Existing nonprofit organization that has strong ties with local businesses	Score: 0 out of 1 Established track record of strong event attendance at prior events or festivals	Score: 1 out of 1 Contiguous study area, with no major barriers to pedestrian traffic
Total Score	✓ Passes 10/10 (Min. 7)	✓ Passes 8/10 (Min. 8)	✓ Passes 12/12 (Min. 9)	✓ Passes 9/10 (Min. 7)	✓ Passes 8/12 (Min. 8)






Total Score: Passes (47 out of 54)

*Scores reflect capacity of Foggy Bottom Association, the organization most well-suited to oversee the Main Street program area. This criteria can be used as a framework to assess other organizations that have interest in overseeing the Main Street.

** See p. 43 for specific "Foggy Bottom/West End" program area geography used for analysis. This geography covers approximately 99 businesses.

SUMMARY OF FINDINGS: MAIN STREET FEASIBILITY FOR PROGRAM AREA THAT INCLUDES BOTH FOGGY BOTTOM & WEST END

There is a strong opportunity for the development of a Main Street program that serves the Foggy Bottom and West End neighborhoods. Foggy Bottom Association is well-positioned to oversee the Main Street program, given its strong existing relationships with local business owners and established network of local partners and volunteers. The supply of businesses within the recommended program area boundary would include approximately 96 businesses, within the ideal range for a new program. However, the study area's large geographic size, dispersed locations of businesses, and varying commercial orientations are risk factors for a new program.

Feasibility Evaluation Criteria	Feasibility for a Main Street	Summary of Conditions	Strengths and Opportunities	Weaknesses and Threats
 Need for Retail Support	Strong	A total of 63% of businesses report sales below pre-pandemic levels. Area features high vacancy rate; particularly at Watergate and Columbia Plaza.	Most surveyed businesses are in favor of a Main Street. There is a lack of similar support services.	Multiple retail areas with differing needs require strong vision and capacity.
 Main Street Model Suitability	Moderate	There is a need for marketing, events, façade improvements, and other technical assistance.	Area features historic district, key historic assets, and is highly walkable.	Retail is dispersed across multiple nodes within large study area.
 Organizational Capacity	Strong	Area features one nonprofit organization, FBA, that already serves the study area and is strongly positioned to oversee Main Street.	FBA has similar mission, strong stakeholder relationships, and interest in program oversight.	FBA has not fundraised at a level needed to support an MS. Except for FBA, no suitable organization is located within study area.
 Stakeholder Champions	Strong	Strong support from community groups, large set of existing nonprofit volunteer bases, and anticipated support from key local institutions.	GWU and Kennedy Center have potential to be key partners and supporters.	Need for MS board and committees to represent both Foggy Bottom and West End.
 Coverage Area	Moderate	Area includes two distinct neighborhoods and multiple retail nodes with differing customer bases and building conditions.	Area has optimal number of businesses. West End and Foggy Bottom have strong brand synergies.	Large geographic size. Inclusion of two neighborhoods may pose branding challenges.

08 Recommendations

FEASIBLE PROGRAM BOUNDARY OPTIONS

There are two geographies within the study area that are feasible as Main Street program areas. The first geography encompasses businesses only within a portion of the Foggy Bottom neighborhood. The second geography spans a combination of Foggy Bottom and a portion of the West End neighborhood. Both boundaries pass the evaluation criteria developed for this study.

Option #1: Foggy Bottom

This geography includes the majority of retail in Foggy Bottom, including both sides of Pennsylvania Avenue, and the Watergate and Columbia Plaza complexes—covering approximately 58 businesses. Notably, the GWU campus is excluded to avoid jurisdictional issues.

Total Feasibility Score: 52 out of 54



Option #2: Foggy Bottom & West End

This geography includes the full geography of Foggy Bottom, with the addition of West End, extending to the north side of M Street NW and east to New Hampshire Avenue NW. This expanded program area increases the overall business count to approximately 96 businesses.

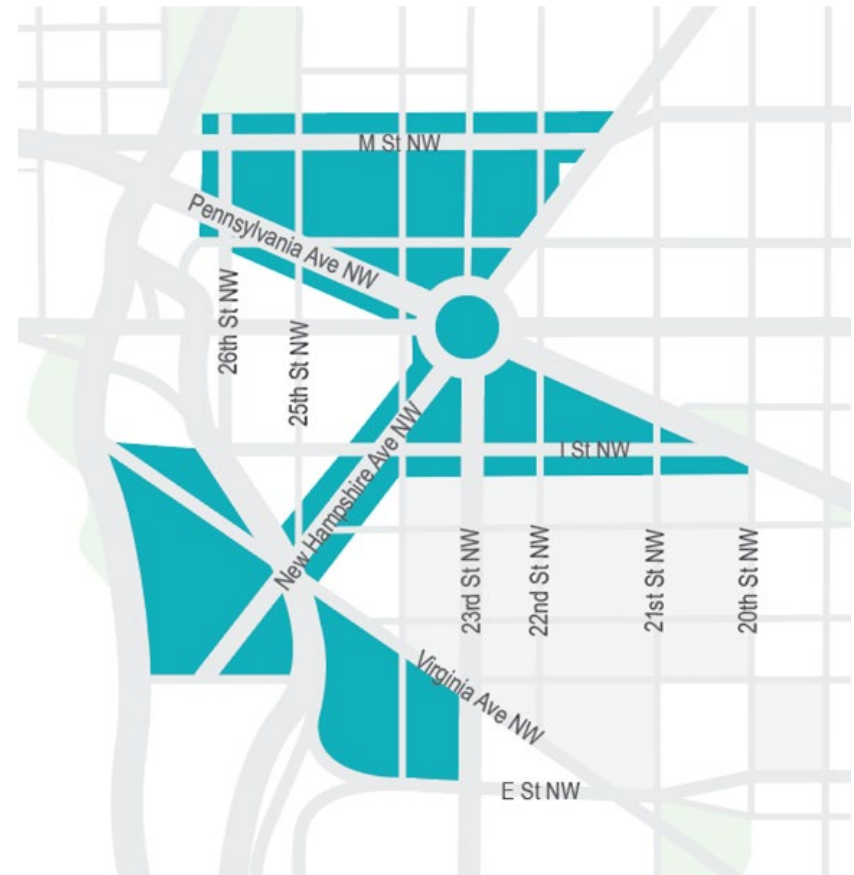
Total Feasibility Score: 47 out of 54



RECOMMENDED PROGRAM BOUNDARY

The recommended boundary for a Main Street program in the study area should encompass both the Foggy Bottom and West End neighborhoods; covering the full area highlighted in the map to the right. The larger program area is expected to have a greater overall impact, serving more businesses and tapping into a larger base of stakeholder capacity.

- Business owners and community stakeholders in each of the two neighborhoods support the prospect of a Main Street in this area.
- There are strong synergies between the neighborhoods, with a history of collaboration and shared branding, making “Foggy Bottom-West End Main Street” a logical, intuitive brand.
- Foggy Bottom Association (FBA) already serves both neighborhoods. The exclusion of West End would fail to leverage FBA’s relationships and experience in the neighborhood.
- Both West End and Foggy Bottom are on an island of place management and local economic development nonprofit support, with Georgetown BID directly to the west of the study area, Dupont Circle BID directly to the north, Golden Triangle BID to the east, and the National Mall to the south.
- The two neighborhoods combine for a high, but still manageable number of businesses.
- The area includes some properties owned by George Washington University. Having a major university campus partially overlapping with a program area is somewhat unique to a DC Main Street and should be further considered within its programming and structure.



STUDY RECOMMENDATION: THE CITY SHOULD OFFER MAIN STREET DESIGNATION TO A PORTION OF THE FOGGY BOTTOM-WEST END AREA


This study recommends that the City support the designation of a Main Street program that covers either of the two viable program coverage areas.

Recommendations for the City

- The City should offer accreditation to a Main Street program that serves either program boundary identified in this study (see p. 43).
- As part of the Main Street Grant RFA process, the City should allow applicants to choose which boundary they plan to represent. The final program boundary should align with the area chosen by the selected organization.
- Foggy Bottom Association (FBA) is the ideal recipient of accreditation, given the organization's capacity, experience, and local presence (see p. 40 for additional detail).
- The City should use this study's evaluation framework to assess the feasibility of future and existing Main Streets moving forward.

Recommendations for a Potential Main Street Program in Foggy Bottom-West End

- A Main Street that serves both Foggy Bottom and West End should feature a board that equitably represents both neighborhoods.
- A Main Street in the Foggy Bottom-West End area should develop strong partnerships with the Kennedy Center for the Performing Arts and George Washington University—leveraging each institution's potential capacity to contribute financially and/or serve on the board.
- Washington Circle should be utilized as an ideal space for Main Street events.
- A future Main Street program should target at least 25% business owner representation on the board.



A Appendix: Case Studies

CASE STUDY: DOWNTOWN ALBUQUERQUE MAIN STREET

The Downtown Albuquerque MainStreet Initiative (Downtown ABQ) is a community redevelopment organization that received New Mexico Main Street designation in 2008. The program has undertaken various programming and projects to support economic development, enhance the arts and cultural district, promote placemaking, and conduct a downtown livability study. These efforts include a farmer's market, art walks, placemaking to reimagine the Civic Plaza, addressing storefront vacancies, enhancing lighting, and creating engaging spaces for the community.

Organization Name: Downtown Albuquerque Main Street Initiative (Downtown ABQ)

Location: Albuquerque, New Mexico

Program Formation: 2008

Executive Director: Danielle Schlobohm

Contact Info: info@abqmainstreet.org

Key Program Initiatives

- **Leveraging Proximity to Nearby University:** The DowntownABQ Main Street Initiative (DowntownABQ) has tapped into the resources that the University of New Mexico (UNM) has to offer that helped the Main Street program gain valuable insights, data, and expertise to inform revitalization efforts.
- **Downtown Farmer's Market.** The Main Street organizes a weekly farmer's market every Saturday morning from mid-April through November to help bring fresh food to a traditional downtown environment. The program hires "Market Ambassadors" to support the market's operations and provide opportunities for nearby residents and students to become more engaged with the Main Street.
- **Engaging Local University Students with Community Planning Efforts:** The collaboration efforts have involved providing opportunities for UNM students to participate in community engagement activities for various projects and program initiatives. UNM students, specifically the CityLab, participated in Main Street-led stakeholder meetings that helped guide improvements on a local plaza where participants identified strengths and weaknesses toward transforming the space into a stronger community gathering space.

CASE STUDY: WASHINGTON GATEWAY MAIN STREET

The Washington Gateway Main Street (WGMS) program has successfully implemented various projects to enhance the district's vibrancy and community engagement. The program serves Boston's South End and Lower Roxbury neighborhoods providing a range of programs from technical assistance, reducing high costs of energy utilities, clean streets initiative, and several arts and culture projects.

Organization Name: Washington Gateway Mainstreet (WGMS)

Location: Boston, Massachusetts

Program Formation: 1997

Districts: South End and Lower Roxbury Neighborhoods

Executive Director: Michael Sanchez

Contact Info: edirector@gatewaymainstreet.com

Key Program Initiatives

- **Connecting Businesses with Energy Programs:** Boston Buying Power and Renew Boston are examples of programs that allow small businesses to benefit from competitive utility rates and receive technical assistance and financial incentives to lower the impacts of high energy costs.
- **Clean Streets Initiative:** WGMS and Project Place's "Clean Corners... Bright Hopes" social enterprise have formed a partnership to address the complex issues surrounding homelessness and promote economic development. Through this collaboration, Clean Corners employees not only receive job training and support services, but also learn valuable skills that can be applied to multiple sectors such as custodial services, facilities maintenance, waste management, and landscaping. This initiative aims to empower homeless individuals by equipping them with the necessary tools to maintain a professional work schedule and achieve self-sufficiency.
- **Lighting the Parks:** Washington Gateway Main Street and Blackstone Franklin Square Neighborhood Association have partnered to bring artistic light installations to their district's parks. The project includes "Nimbus" in Franklin Square, with 26 illuminated orbs above the fountain, and "Lights On The Square" in Blackstone Square. These installations aim to enhance safety, promote community engagement, and create a visually appealing environment after dark.

FY22

Data Source	Business Name	SBE	CBE Certificate	Payment Amount	Payment Date	PO Number
OCFO	Neal R. Gross & Co., Inc.	Y	LSZR10822082025	\$3,400.00	8/24/2022	VOL22137
PCARD	Senoda Inc.	Y	LS96833052025	\$399.00	3/21/2022	
PCARD	Senoda Inc.	Y	LS96833052025	\$203.00	3/21/2022	
PCARD	Senoda Inc.	Y	LS96833052025	\$4,792.00	2/7/2022	
PCARD	Senoda Inc.	Y	LS96833052025	\$4,792.00	12/17/2021	
PCARD	Senoda Inc.	Y	LS96833052025	\$370.00	9/19/2022	
PCARD	Senoda Inc.	Y	LS96833052025	\$1,221.00	9/29/2022	
PCARD	Senoda Inc.	Y	LS96833052025	\$2,470.00	8/11/2022	
PCARD	Senoda Inc.	Y	LS96833052025	\$1,355.00	7/29/2022	
PCARD	Walton & Green Consultants, L.L.P	Y	LSZDXRE98439082024	\$2,030.40	3/22/2022	
OCFO	Walton & Green Consultants, L.L.P	Y	LSZDXRE98439082024	\$3,685.60	11/24/2021	ZEK27799
OCFO	Walton & Green Consultants, L.L.P	Y	LSZDXRE98439082024	\$3,685.60	12/20/2021	ZEK33219
OCFO	Walton & Green Consultants, L.L.P	Y	LSZDXRE98439082024	\$2,627.80	1/31/2022	ZEK44843
OCFO	Walton & Green Consultants, L.L.P	Y	LSZDXRE98439082024	\$2,358.60	1/31/2022	ZEK44843
OCFO	Walton & Green Consultants, L.L.P	Y	LSZDXRE98439082024	\$2,574.50	3/3/2022	ZEK56392
PCARD	William P. Gelberg Inc./Gelberg Signs	Y	LSXM99636082024	\$847.45	11/16/2021	
OCFO	MVS, Inc.	Y	LSZDXRE33256042024	\$4,051.79	4/22/2022	ZEK72669
OCFO	MVS, Inc.	Y	LSZDXRE33256042024	\$5,897.21	4/22/2022	ZEK72669
PCARD	MVS, Inc.	Y	LSZDXRE33256042024	\$2,165.48	11/9/2021	
OCFO	MVS, Inc.	Y	LSZDXRE33256042024	\$9,184.00	9/13/2022	VOL28008
OCFO	MVS, Inc.	Y	LSZDXRE33256042024	\$2,486.75	9/30/2022	VOL43822
OCFO	Stover & Associates LLC	Y	LSR57443112024	\$34,000.00	3/10/2022	ZEK59446
OCFO	Stover & Associates LLC	Y	LSR57443112024	\$3,500.00	9/1/2022	VOL28694
OCFO	Bolana Capitol Enterprises, Inc.	Y	LSD242423092024	\$6,000.00	7/19/2022	VOL08386
OCFO	Star Office Products, Inc.	Y	LS050477082024	\$5,231.40	11/4/2021	ZEK22686
OCFO	American Management Corporation	Y	LSDRVE67336102025	\$6,000.00	7/6/2022	VOL02855
OCFO	Avanti Real Estate Services, LLC	Y	LSDZRE74867082024	\$5,235.00	4/12/2022	ZEK68490
OCFO	Avanti Real Estate Services, LLC	Y	LSDZRE74867082024	\$1,335.00	6/29/2022	ZEK92796
OCFO	Avanti Real Estate Services, LLC	Y	LSDZRE74867082024	\$535.00	9/13/2022	VOL30451
PCARD	Sky, LLC	Y	LSD283243112024	\$359.97	3/28/2022	
PCARD	Sky, LLC	Y	LSD283243112024	\$315.20	2/10/2022	
PCARD	Sky, LLC	Y	LSD283243112024	\$421.34	2/18/2022	
PCARD	Sky, LLC	Y	LSD283243112024	\$471.95	10/1/2021	
PCARD	Sky, LLC	Y	LSD283243112024	\$4,841.28	10/1/2021	
PCARD	Sky, LLC	Y	LSD283243112024	\$85.68	10/11/2021	
PCARD	Sky, LLC	Y	LSD283243112024	\$90.31	10/27/2021	
PCARD	Sky, LLC	Y	LSD283243112024	\$430.62	12/17/2021	
PCARD	Sky, LLC	Y	LSD283243112024	\$83.88	12/17/2021	
PCARD	Sky, LLC	Y	LSD283243112024	\$2,597.75	12/17/2021	
PCARD	Sky, LLC	Y	LSD283243112024	\$598.00	12/17/2021	
PCARD	Sky, LLC	Y	LSD283243112024	\$64.50	5/30/2022	
PCARD	Sky, LLC	Y	LSD283243112024	\$1,234.55	4/4/2022	
PCARD	Sky, LLC	Y	LSD283243112024	\$197.33	4/25/2022	
PCARD	Sky, LLC	Y	LSD283243112024	\$110.00	9/16/2022	
PCARD	Sky, LLC	Y	LSD283243112024	\$125.48	9/28/2022	
PCARD	Sky, LLC	Y	LSD283243112024	\$665.00	7/14/2022	
PCARD	Sky, LLC	Y	LSD283243112024	\$294.38	8/5/2022	
PCARD	Sky, LLC	Y	LSD283243112024	\$4,637.58	8/18/2022	
PCARD	Sky, LLC	Y	LSD283243112024	\$646.49	8/18/2022	
PCARD	Sky, LLC	Y	LSD283243112024	\$2,778.32	8/18/2022	
PCARD	Sky, LLC	Y	LSD283243112024	\$816.74	8/29/2022	
OCFO	TM Technologies, Inc	Y	LSZV54730022024	\$6,000.00	7/19/2022	VOL09441
OCFO	Reingold LINK LLC dba LINK Strategic Partners	Y	LSZR79166122024	\$39,000.00	3/10/2022	ZEK60293
PCARD	Reingold LINK LLC dba LINK Strategic Partners	Y	LSZR79166122024	\$2,000.00	9/22/2022	
OCFO	Reingold LINK LLC dba LINK Strategic Partners	Y	LSZR79166122024	\$9,875.00	9/30/2022	VOL50400
OCFO	Reingold LINK LLC dba LINK Strategic Partners	Y	LSZR79166122024	\$1,000.00	9/30/2022	VOL46342
OCFO	Reingold LINK LLC dba LINK Strategic Partners	Y	LSZR79166122024	\$9,500.00	9/30/2022	VOL48919
PCARD	Andean Consulting Solutions International	Y	LSD13890082024	\$690.00	4/19/2022	
OCFO	Agricity LLC	Y	LSZR61937012026	\$100,000.00	12/30/2021	ZEK36505
OCFO	Bluebay Office Inc	Y	LSDR65273062024	\$6,000.00	7/6/2022	VOL01353
OCFO	Raze Construction, LLC	Y	LSDZRE58943122024	\$6,000.00	6/30/2022	ZEL00304
OCFO	Bald Cypress Media LLC	Y	LSDZRE96569102025	\$9,750.00	9/14/2022	VOL32304
OCFO	Bald Cypress Media LLC	Y	LSDZRE96569102025	\$49,500.00	9/16/2022	VOL35035
OCFO	Clean Decisions LLC	Y	LSDZRE30660032024	\$29,342.90	4/16/2022	ZEK71254
OCFO	Clean Decisions LLC	Y	LSDZRE30660032024	\$52,188.40	5/3/2022	ZEK79185
OCFO	Clean Decisions LLC	Y	LSDZRE30660032024	\$28,183.90	5/3/2022	ZEK79192
OCFO	Clean Decisions LLC	Y	LSDZRE30660032024	\$52,188.40	12/22/2021	ZEK36011
OCFO	Clean Decisions LLC	Y	LSDZRE30660032024	\$28,183.90	12/22/2021	ZEK36019
OCFO	Clean Decisions LLC	Y	LSDZRE30660032024	\$29,342.90	1/4/2022	ZEK37213
OCFO	Clean Decisions LLC	Y	LSDZRE30660032024	\$28,183.90	3/8/2022	ZEK56805
OCFO	Clean Decisions LLC	Y	LSDZRE30660032024	\$29,342.90	3/7/2022	ZEK56808
OCFO	Clean Decisions LLC	Y	LSDZRE30660032024	\$52,188.40	3/8/2022	ZEK56904
OCFO	Clean Decisions LLC	Y	LSDZRE30660032024	\$17,605.75	7/12/2022	VOL04646
OCFO	Clean Decisions LLC	Y	LSDZRE30660032024	\$31,313.05	7/12/2022	VOL04648
OCFO	Clean Decisions LLC	Y	LSDZRE30660032024	\$16,910.35	7/12/2022	VOL04655
OCFO	Clean Decisions LLC	Y	LSDZRE30660032024	\$3.00	9/30/2022	YCEN0100
OCFO	Clean Decisions LLC	Y	LSDZRE30660032024	\$44,960.17	9/30/2022	YCEN0100
PCARD	Total Office Products, Inc	Y	LSZ49701022025	\$83.77	10/25/2021	
PCARD	Total Office Products, Inc	Y	LSZ49701022025	\$146.35	11/18/2021	
PCARD	Total Office Products, Inc	Y	LSZ49701022025	\$40.99	11/18/2021	
PCARD	Total Office Products, Inc	Y	LSZ49701022025	\$439.55	12/1/2021	
PCARD	Total Office Products, Inc	Y	LSZ49701022025	\$247.63	5/3/2022	
PCARD	Total Office Products, Inc	Y	LSZ49701022025	\$89.48	5/3/2022	
PCARD	Total Office Products, Inc	Y	LSZ49701022025	\$57.85	5/3/2022	
PCARD	Total Office Products, Inc	Y	LSZ49701022025	\$501.62	4/11/2022	
PCARD	Total Office Products, Inc	Y	LSZ49701022025	\$655.26	8/9/2022	
PCARD	Total Office Products, Inc	Y	LSZ49701022025	\$363.48	7/1/2022	
OCFO	Linda Roth, Associates	Y	LS47582092025	\$6,000.00	7/6/2022	VOL01539
OCFO	NBB Media Solutions LLC	Y	LSDR614368012026	\$6,000.00	6/30/2022	ZEL00314
OCFO	Suite Nation	Y	LSDR627271112024	\$47,000.00	3/1/2022	ZEK54294
OCFO	Suite Nation	Y	LSDR627271112024	\$5,050.00	9/26/2022	VOL40919
OCFO	Suite Nation	Y	LSDR627271112024	\$2,500.00	9/30/2022	VOL57131
OCFO	Suite Nation	Y	LSDR627271112024	\$10,500.00	9/30/2022	VOL49923
PCARD	XzoTech Sign & Display dba FASTSIGNS	Y	LSDZRM654978112024	\$2,640.20	8/1/2022	
OCFO	IMB Sign & Design Solutions Inc dba Signarama DC North	Y	LS053687112024	\$6,000.00	7/8/2022	VOL04452
OCFO	Metro Catering & Concessions, Inc.	Y	LSZ94383092025	\$6,000.00	7/8/2022	VOL03873
OCFO	IMPECCABLE CLEANING SERVICES INC	Y	LSD265745022023	\$6,000.00	6/28/2022	ZLLO0168
OCFO	Balloon Zoom LLC	Y	LSR12949012026	\$6,000.00	9/1/2022	VOL26957
OCFO	20 Degrees LLC	Y	LSR52686042026	\$15,000.00	9/8/2022	VOL31706
OCFO	Global Incite, LLC	Y	LSDZRE68494112023	\$70,000.00	9/20/2022	VOL29807
OCFO	Crave, Inc. t/a Mess Hall	Y	LSZR01666032024	49500	44630	ZEK58525
OCFO	CFO Services Group, Inc	Y	LSZR22699062024	70000	44805	VOL28371
OCFO	LOOP NOW LLC	Y	LSZR78082092024	25000	44658	ZEK65800
OCFO	Energy and Transport Services LLC	Y	LSRV42316032025	60000	44803	VOL26447

FY23

Data Source	Business Name	SBE	CBE Certificate	Payment Amount	Payment Date	PO Number
PCARD	Neal R. Gross & Co., Inc.	Y	LSZX10822082025	\$3,695.00	8/24/2023	
PCARD	Senoda Inc.	Y	LS96833052025	\$1,850.00	12/16/2022	
PCARD	Senoda Inc.	Y	LS96833052025	\$195.00	12/14/2022	
PCARD	Senoda Inc.	Y	LS96833052025	\$4,996.29	12/14/2022	
PCARD	Senoda Inc.	Y	LS96833052025	\$457.00	3/8/2023	
PCARD	Senoda Inc.	Y	LS96833052025	\$318.75	3/8/2023	
PCARD	Senoda Inc.	Y	LS96833052025	\$475.00	2/13/2023	
PCARD	Senoda Inc.	Y	LS96833052025	\$135.00	9/14/2023	
PCARD	Senoda Inc.	Y	LS96833052025	\$1,475.00	8/17/2023	
PCARD	Senoda Inc.	Y	LS96833052025	\$4,987.50	8/17/2023	
PCARD	Senoda Inc.	Y	LS96833052025	\$4,987.50	8/24/2023	
PCARD	Senoda Inc.	Y	LS96833052025	\$428.00	6/15/2023	
OCFO	Walton & Green Consultants, L.L.P	Y	LSDZXRE98439082024	\$3,300.00	12/24/2022	PO674564
OCFO	Walton & Green Consultants, L.L.P	Y	LSDZXRE98439082024	\$4,180.00	2/4/2023	PO674564
OCFO	Walton & Green Consultants, L.L.P	Y	LSDZXRE98439082024	\$1,691.25	11/23/2022	PO674564
OCFO	Walton & Green Consultants, L.L.P	Y	LSDZXRE98439082024	\$660.00	2/3/2023	PO674564
PCARD	William P. Gelberg Inc./Gelberg Signs	Y	LSXM99636082024	\$319.92	3/15/2023	
OCFO	Stover & Associates LLC	Y	LSR57443112024	\$80,000.00	6/27/2023	PO686306
OCFO	Stover & Associates LLC	Y	LSR57443112024	\$20,000.00	8/29/2023	PO686306
OCFO	Star Office Products, Inc.	Y	LS050477082024	\$5,754.60	12/7/2022	PO674563
PCARD	Star Office Products, Inc.	Y	LS050477082024	\$1,692.08	6/29/2023	
OCFO	Avanti Real Estate Services, LLC	Y	LSDZRE74867082024	\$4,260.00	2/28/2023	PO678856
OCFO	Avanti Real Estate Services, LLC	Y	LSDZRE74867082024	\$610.00	5/9/2023	PO678856
OCFO	Avanti Real Estate Services, LLC	Y	LSDZRE74867082024	\$3,975.00	5/9/2023	PO678856
PCARD	Toucan Printing & Promotional Products, Inc.	Y	LSZX35520062024	\$1,489.60	4/19/2023	
PCARD	Toucan Printing & Promotional Products, Inc.	Y	LSZX35520062024	\$2,077.00	7/14/2023	
PCARD	Toucan Printing & Promotional Products, Inc.	Y	LSZX35520062024	\$1,663.28	8/4/2023	
PCARD	Toucan Printing & Promotional Products, Inc.	Y	LSZX35520062024	\$1,600.00	5/19/2023	
OCFO	Supretech, Inc.	Y	LSDRE18740112024	\$8,062.21	9/30/2023	PO692416
OCFO	Supretech, Inc.	Y	LSDRE18740112024	\$1,716.43	9/30/2023	PO692416
PCARD	Sky, LLC	Y	LSDZ83243112024	\$569.02	10/26/2022	
PCARD	Sky, LLC	Y	LSDZ83243112024	\$4,889.60	11/10/2022	
PCARD	Sky, LLC	Y	LSDZ83243112024	\$203.85	11/16/2022	
PCARD	Sky, LLC	Y	LSDZ83243112024	\$172.95	11/17/2022	
PCARD	Sky, LLC	Y	LSDZ83243112024	\$302.80	2/24/2023	
PCARD	Sky, LLC	Y	LSDZ83243112024	\$82.14	2/24/2023	
PCARD	Sky, LLC	Y	LSDZ83243112024	\$2,097.60	2/24/2023	
PCARD	Sky, LLC	Y	LSDZ83243112024	-\$226.60	2/27/2023	
PCARD	Sky, LLC	Y	LSDZ83243112024	\$213.94	2/13/2023	
PCARD	Sky, LLC	Y	LSDZ83243112024	\$428.30	2/9/2023	
PCARD	Sky, LLC	Y	LSDZ83243112024	\$1,071.25	2/20/2023	
PCARD	Sky, LLC	Y	LSDZ83243112024	-\$41.55	4/21/2023	
PCARD	Sky, LLC	Y	LSDZ83243112024	\$327.04	4/21/2023	
PCARD	Sky, LLC	Y	LSDZ83243112024	\$468.75	4/21/2023	
PCARD	Sky, LLC	Y	LSDZ83243112024	\$741.40	4/12/2023	
PCARD	Sky, LLC	Y	LSDZ83243112024	\$1,684.36	4/6/2023	
PCARD	Sky, LLC	Y	LSDZ83243112024	\$242.26	8/7/2023	
PCARD	Sky, LLC	Y	LSDZ83243112024	\$1,068.35	8/7/2023	
PCARD	Sky, LLC	Y	LSDZ83243112024	\$2,483.91	8/28/2023	
PCARD	Sky, LLC	Y	LSDZ83243112024	\$44.34	6/16/2023	
PCARD	Sky, LLC	Y	LSDZ83243112024	\$333.12	6/19/2023	
OCFO	Reingold LINK LLC dba LINK Strategic Partners	Y	LSZR79166122024	\$5,500.00	11/23/2022	PO674730
OCFO	Reingold LINK LLC dba LINK Strategic Partners	Y	LSZR79166122024	\$47,000.00	4/11/2023	PO684796
OCFO	Reingold LINK LLC dba LINK Strategic Partners	Y	LSZR79166122024	\$9,250.00	9/30/2023	PO693975
OCFO	Reingold LINK LLC dba LINK Strategic Partners	Y	LSZR79166122024	\$2,500.00	3/16/2023	PO684796
OCFO	Reingold LINK LLC dba LINK Strategic Partners	Y	LSZR79166122024	\$9,750.00	9/30/2023	PO693985
OCFO	Reingold LINK LLC dba LINK Strategic Partners	Y	LSZR79166122024	\$10,000.00	9/19/2023	PO694059
OCFO	Agricity LLC	Y	LSZR61937012026	\$148,000.00	11/23/2022	PO675962
OCFO	Bald Cypress Media LLC	Y	LSDZRE96569102025	\$49,500.00	4/12/2023	PO685217
OCFO	Clean Decisions LLC	Y	LSDZRE30660032024	\$47,000.00	11/11/2022	PO674357
OCFO	Clean Decisions LLC	Y	LSDZRE30660032024	\$21,234.39	12/7/2022	
OCFO	Clean Decisions LLC	Y	LSDZRE30660032024	\$84,000.00	11/11/2022	PO674346
OCFO	Clean Decisions LLC	Y	LSDZRE30660032024	\$11,632.59	12/7/2022	
OCFO	Clean Decisions LLC	Y	LSDZRE30660032024	\$12,096.19	12/7/2022	
OCFO	Clean Decisions LLC	Y	LSDZRE30660032024	\$45,000.00	11/11/2022	PO674343
OCFO	Clean Decisions LLC	Y	LSDZRE30660032024	\$28,000.00	2/14/2023	PO674343
OCFO	Clean Decisions LLC	Y	LSDZRE30660032024	\$52,000.00	2/14/2023	PO674346
OCFO	Clean Decisions LLC	Y	LSDZRE30660032024	\$29,000.00	2/14/2023	PO674357
OCFO	Clean Decisions LLC	Y	LSDZRE30660032024	\$29,000.00	5/2/2023	PO674357
OCFO	Clean Decisions LLC	Y	LSDZRE30660032024	\$52,000.00	5/2/2023	PO674346
OCFO	Clean Decisions LLC	Y	LSDZRE30660032024	\$28,000.00	5/2/2023	PO674343
OCFO	Clean Decisions LLC	Y	LSDZRE30660032024	\$21,112.64	10/12/2022	PO674346
OCFO	Clean Decisions LLC	Y	LSDZRE30660032024	\$12,094.64	10/12/2022	PO674343
OCFO	Clean Decisions LLC	Y	LSDZRE30660032024	\$12,730.64	10/12/2022	PO674357
PCARD	Total Office Products, Inc	Y	LSZ49701022025	\$42.63	2/7/2023	
PCARD	Total Office Products, Inc	Y	LSZ49701022025	\$1,675.34	2/7/2023	
PCARD	Total Office Products, Inc	Y	LSZ49701022025	\$1,856.87	9/20/2023	
PCARD	Total Office Products, Inc	Y	LSZ49701022025	\$345.10	7/14/2023	
OCFO	Suite Nation	Y	LSDRE27271112024	\$47,000.00	3/29/2023	PO684727
OCFO	Suite Nation	Y	LSDRE27271112024	\$2,500.00	3/15/2023	PO684727
OCFO	C. L. Russell Group, LLC	Y	LSDV66635012025	\$8,500.00	9/30/2023	PO693593

Q56 - DSLBD IT Systems

Certification Business Area

DES Certification Module

a. Detailed Description

- The DES Certification Module is mainly used by the DSLBD Certification Division (internal users) to process CBE applications and by the companies (external users) applying for CBE certification.
- Users
 - Applicants/Companies (external/public users)
 - Certification Specialists (internal users)
 - Certification Analysts (internal users)
 - Certification Manager (internal users)
 - DSLBD Legal team (internal users)
 - DSLBD System Administrators (internal users)
 - Various DSLBD Staff, OCP staff, other agency users, Public users (internal and external users accessing the CBE public search website)

b. System Age

- DES Certification was released on April 30, 2018. It was developed using the Salesforce platform by OCTO (Office of the Chief Technology Officer). The system is maintained by the DSLBD IT Staff – 1st level maintenance and OCTO Staff (2nd level maintenance). The Salesforce platform is cloud-based.
- Since the module was released in April 2018 minor maintenance has occurred to fine tune the system. There is a list of items that have been prioritized for development.
- In FY22 the following was completed:
 - To ensure that DSLD is being inclusive, the gender options have been updated. Gender is now a required field. Race is now a required field. We added new required fields: Business Gender Classification and Business Ethnicity Classification. These required fields have the option Prefer not to answer. We created a Minority Business Enterprise (MBE) field that helps us to more easily identify the Minority Businesses based on the ethnicity classification chosen. Released in Q1.
 - Due to new legislation for CBEs, the revenue feature was updated to collect 5 years instead of 3 years of revenue data. Released in Q4.
 - A certification NMSDC (National Minority Supplier Development Council) was updated to a required field in so the information could be captured for all CBEs. This update will assist DSLBD with collaboration with the DC businesses outside of DES (non-CBEs) that could benefit by becoming a CBE. Released in Q4.
- For FY23
 - To continue development of prioritized Certification updates and new requirements releasing throughout FY23.

c. Public Access

- There is a public facing webpage from the DSLBD website (**Find Certified Companies-accessible from the DSLBD Website**) that allows anyone to be able to search for an active CBE. Only part of the information in the DES Certification Module is available to the public through this webpage. The majority of the data is for Government use. The Active CBE data is also available through the open data site.

CBE Online Archive

a. Detailed Description

- Online (Archive) is mainly used by the DSLBD Certification Division and the DSLBD DES System Administrators (internal users) to research the history of CBE applications. The system is also used for FOIA requests as well as assisting the certification staff during renewal and certification of businesses. When DES was launched the Archive became functional.
- Users
 - DSLBD System Administrators (internal users)
 - Various DSLBD Staff (internal users)

b. System Age

- We began using it as an archive in 2018.
- The public does not access this system.
- The data is for Government use.

CBE Certification Wizard

a. Detailed Description

- A tool developed to help potential CBEs determine their eligibility to become certified in the CBE program. By using the wizard, the potential CBE will receive a personalized checklist of what is required to be considered for CBE certification.
- Users
 - Potential CBE community (public)

b. System Age

- This tool was developed in FY2015. This functionality was based on certification requirements from the Functional Requirements document for DES.
 - In FY23 Q2 the wizard was ported to Seamless Docs. One of the questions about Local business enterprise was updated in the wizard in accordance with the law and all of the links were updated.

c. Public Access

- This tool was created for the public and is part of the DES Certification dataset. It can be accessed through the DES Certification module.

Compliance Business Area

Sports Wagering CBE Compliance Reporting System

a. Detailed Description

- DSLBD is charged with reviewing CBE plans, joint venture applications, and waiver requests for sports wagering license applications. The system will be used to process and store all CBE plan and waiver requests for sports wagering license applicants.
- Users
 - OLG (Office of Lottery and Gaming) Users
 - DSLBD Compliance Team (internal users)
 - DSLBD Certification Manager for Joint Venture applicants (internal user)

b. System Age

- This Quickbase application was developed in 2019. It was launched on December 3, 2019.

- c. Public Access
 - o The public accesses the sports wagering waiver report through the DSLBD website. The majority of the data is for Government use.

DES Compliance Module (SBE Goal Setting Process, Budget and Expenditure Review, Waivers)

a. Detailed Description

- o This module includes DSLBD’s determination of an approval or denial related to District agencies' special exceptions requests against their annual budget. In order for DSLBD to determine goal setting and achievement of agency spending requirements with SBEs the department uses/imports data from other data owners such as: Office of the Chief Financial Officer/System of Accounting & Reporting (SOAR) (i.e. budget and expenditures) and PASS/OCP for contracting data, and OCTO Pipeline data. The system is also used for the Quarterly expenditure review process. The 88 monitored agencies sign off on the spend each quarter and request expenditure adjustments when necessary. The Waiver module is used to create and process waivers for contracts in excess of \$250K. District Agency Contracting Officers are responsible for entering data. The Compliance Division reviews and assesses all information and approves or denies the waiver requests.
- o Users
 - DSLBD Compliance Team (internal users)
 - Agency CBE Compliance Officers (DC Govt users)

b. System Age

- o DES Compliance (SBE Goal Setting) was released on August 15, 2019. It was developed using the Salesforce platform by OCTO (Office of the Chief Technology Officer). The system is maintained by the DSLBD IT Staff – 1st level maintenance and OCTO Staff (2nd level maintenance). The Salesforce platform is cloud-based.
- o For FY22 the following was completed
 - Development continued for Agency Contract SBE spend monitoring for subcontractors. The functionality included:
 - o Subcontract submission and modification
 - o Quarterly reports submission and modification.
 - o Payments can now be verified by the SBE subcontractors and reports can be run to determine if subcontractors are not getting paid promptly.
 - o Stakeholder review of the Agency Contracts functionality occurred in Q2.
 - o Agency Contracts was released the first week of June Q3.
 - Requirements were gathered and fine-tuned for the continued development of the Public Private Development (Government Assisted Projects) processes for subcontracting. The functionality included:
 - o Subcontract submission and modification
 - o Budget plan submission and modification
 - o Quarterly report submission and modification
 - o The monitoring projects with multiple phase
 - Refined Site Visit/Spot Check functionality used to annually monitor the CBE community. Released in Q4.
- o FY23 Plans
 - To pilot test the Agency Contracting Module with select agencies in Q2.

- To continue development of Compliance Public Private Development functionality releasing in Q4
 - Subcontract submission and modification
 - Budget plan submission and modification
 - Quarterly report submission and modification
 - The monitoring projects with multiple phase

c. Public Access

- Data is retrieved from the system and used for the Green book which is provided to the public through the Green Book website. The green book data is for the Public as well as the Waiver Portal for CBEs.

Agency Compliance Reporting Tool 2011-2015

a. Detailed Description

- Agency Compliance Reporting Tool 2011-2015 are Quickbase applications developed to monitor DC Agency compliance regarding operating and capital budgets. This data is kept for archiving purposes and is not available for the public. This functionality is currently in DES. DC Agencies have an annual goal of spending 50% of their expendable budgets with Certified Small Business Enterprises (CSBEs). The Compliance Division monitors all District government agencies listed in the annual District Government's Proposed Budget and Financial Plan established by the Office of the Chief Financial Officer (OCFO). The Compliance staff manually inputs agency budgets into the QB application. After the budget information has been entered, the Agency CBE Compliance Officer (CCO) enters the following data into the application:

- Procurement Plan
- Annual Allocation Letter (QB Budget Form)
- Budget Exclusions (which are approved by Compliance Division)
- Quarterly and Annual Expenditures
- End of Year Narrative

The Compliance Staff monitors the information and looks for red flags. Red flags are then targeted for closer review.

- Users
 - DSLBD Compliance Team (internal users)

b. System Age

- This Quickbase application was developed in 2010. These systems contain data from FY11-15. Functional Requirements have been documented so this functionality can be captured in DES.

c. Public Access

This data is kept for archiving purposes and is not available for the public. This functionality is currently in DES.

FY16/FY17/FY18/FY19 DSLBD Agency Compliance Reporting System

a. Detailed Description

- FY16/17/18/19 Agency Compliance Reporting Tool are Quickbase applications developed to monitor DC Agency compliance regarding operating and capital budgets. This data is kept for archiving purposes and is not available for the public. This functionality is currently in DES. These systems contain data from FY 2016 through FY 2019. The applications provide data loads for the budget, procurement plans, and expenditures. With these systems, spreadsheets are being received from OCFO, OCP, and OCTO (Pipeline).
- Users

- DSLBD Compliance Team (internal users)
 - Agency CBE Compliance Officers (DC Govt users)
 - DC Govt Staff (for oversight and audits)
- b. System Age
 - These Quickbase applications are developed each fiscal year which started in FY15. The last application was developed for FY19 data. Functional Requirements have been documented so this functionality can be captured in DES.
 - The system receives data (SOAR initial budget and revised budget data as well as SOAR expenditure data and PCARD data) from OCFO and OCP. Also receives Pipeline data from OCTO. These data sets were loaded into Quickbase and displayed so agency users could more accurately record exceptions, determine their SBE Goals and show spend data as they were measured against their SBE Goals.
- c. Public Access
 - This data is kept for archiving purposes and is not available for the public. This functionality is currently in DES.

CBE Subcontracting Compliance Tool

- a. Detailed Description
 - The CBE Subcontracting Compliance tool is a Quickbase application developed to monitor DC Agency compliance regarding contracts in excess of \$250K. District Agency Contracting Officers are responsible for entering data into the application such as:
 - Solicitations
 - Waiver Requests (if at least 35% CSBE subcontracting on a contract cannot be achieved)
 - Prime Contractor Information
 - Contract Information
 - Subcontracting Plans
 - Quarterly Reports.

The Compliance Division reviews and assesses all information and approves or denies the waiver requests.
 - Users
 - Agency Compliance Officers (DC Govt users)
 - DSLBD Compliance Team (internal users)
 - Public (viewing the Waiver Report from the DSLBD Website)
 - DC Govt Staff (for oversight and audits)
- b. System Age
 - This Quickbase application was developed in 2012. Functional Requirements have been documented so this functionality can be captured in DES.
 - For FY20 Critical maintenance and enhancement actions occurred as needed.
- c. Public Access
 - The public accesses the waiver report through the DSLBD website. The majority of the data is for Government use. As we transition to the DES for waiver processing, this data is kept for archiving purposes and is available for the public to review past waivers. Once released, new waivers will be processed in DES.
 -

Compliance Monitoring (Development Projects)

- a. Detailed Description
 - The DSLBD Compliance Monitoring (Development Projects) tool is a Quickbase application developed to track and monitor development projects requiring 35%

subcontracting and/or 20% equity and/or development participation by local and small certified businesses. The developer currently sends project information by email and spreadsheets to the Compliance staff. The developer also must provide quarterly reports regarding CBE usage on the contract. Once this information is received, the Compliance staff enters the data into the Compliance Monitoring tool.

- o Users
 - DSLBD Compliance Team (internal)
 - DC Govt Staff (oversight and audits)
 - Funding Agencies (DMPED,DHCD,DCHFA) – (DC Govt users view mode)
- b. System Age
 - o This Quickbase application was developed in 2008. Functional Requirements have been documented so this functionality can be captured in DES.
 - o For FY22 only critical maintenance and enhancement actions occurred if needed. For FY23 only critical maintenance and enhancement actions will occur if needed.
- c. Public Access
 - o Currently the public does not access the data in this application, it is for Government use.

Compliance and Enforcement Tracking and CBE Research Tool (CBE Online Reporting app)

- a. Detailed Description
 - o This app was created using the CBE Online Reporting dataset. It is a Quickbase Application. The application provides Certification data up to April 28, 2018. This system also tracks site visits and investigations for the Compliance Team on the Complaint Tracking page that works with the Site Visit tracking page.
 - o Users
 - DSLBD Compliance Team
- b. System Age
 - o The system is maintained by the DSLBD IT (Information Technology) Staff. The compliance portion was developed in 2018. Functional Requirements have been documented so this functionality can be captured in DES.
 - o For FY22 only critical maintenance and enhancements occurred. There are no planned updates for FY23.
- c. Public Access
 - o The system was developed for internal staff use only, for Government use.

DSLBD Compliance Contract Tracking System (Agency Portfolio Management & Subcontracting Compliance)

- a. Detailed Description
 - o This application tracks District government contracts in excess of \$250,000 requiring a CBE subcontracting plan.
 - o Users
 - DSLBD staff only
- b. System Age
 - o This Quickbase tool was launched in FY2017.
 - o There are no planned updates for this system for FY21.
- c. Public Access
 - o For internal staff only, for Government use.

Grants Management Business Area

DES Grants Module

a. Detailed Description

- The DES Grants Module is mainly used by the DSLBD Commercial Revitalization, InnoEd, and Business Opportunities Divisions (internal users) to prepare grants, oversee the application process and manage grants. The applicants apply for the grants and the grantees are the awardees of the grants (external users).
- Users
 - Applicants/Companies (external/public users)
 - Grants Staff (internal users)
 - Grants Managers (internal users)
 - DSLBD Legal team and Executive team (internal users)
 - DSLBD System Administrators (internal users)

b. System Age

- The Grants Module will be released in FY23.
- It is being developed using the Salesforce platform by OCTO (Office of the Chief Technology Officer). The system is maintained by the DSLBD IT Staff – 1st level maintenance and OCTO Staff (2nd level maintenance). The Salesforce platform is cloud-based.
- For FY22
 - Conducted requirements gathering sessions to capture and fine-tune requirements for Grants Monitoring and Reporting functionality which began in Q1. Features include:
 - Grants Business Record Setup
 - Expenses
 - Cost Categories
 - Disbursements
 - Activities and Outcomes
 - Began developing the Grants Reporting and Monitoring functionality as we pilot tested the Public Sector Foundation (Salesforce Product) in FY22 Q4
- For FY23
 - To continue development of Grants Reporting and Monitoring functionality releasing in Q2
 - Grants Business Record Setup
 - Expenses
 - Cost Categories
 - Disbursements
 - Activities and Outcomes
 - To pilot test the Grants functionality with selected agencies in Q2
 - To develop Grants Application functionality releasing in Q3
 - Grants setup
 - Competition
 - Panel Review
 - Award

c. Public Access

- The public can apply for the grants and the grantees can manage the grants, but the majority of the data is for Government use.

DSLBD Market Analysis Competition

a. Detailed Description

- The DSLBD Market Analysis app is a platform to collect grant applicant applications, evaluate application eligibility, and score applications for the DSLBD Market Analysis Competition, conducted in FY20. The competition was designed for CBEs to conduct market analyses on the six new Main Street programs that were designated in 2020: Cleveland Park, Glover Park, U Street, Logan Circle, Upper Bladensburg Rd and Upper Georgia Ave.
- Users
 - DSLBD Neighborhood Revitalization team (internal)
 - Grantees (external/public)

b. System Age

- This Quickbase application was developed in 2019. Functional Requirements have been documented so this functionality can be captured in DES.
- No updates occurred in FY22 and non are planned for FY23.

c. Public Access

- The public can apply for the grant but the majority of the data is for Government use. The data is for the public not proactively released.

DC Main Street Online

a. Detailed Description

- The Neighborhood Revitalization Division provides technical assistance and grants to community leaders seeking to use the Main Street Approach® to revitalize their commercial districts. The Main Street grants have been administered through the Quickbase application DC Main Street Online. The grantees provide information about their Main Street program, the annual grant, quarterly reports, and invoices.
- Users
 - DSLBD Neighborhood Revitalization team (internal)
 - Grantees (external/public)

b. System Age

- This Quickbase application was developed in 2012. Functional Requirements have been documented so this functionality can be captured in DES.
- For FY22 only critical maintenance and enhancement actions occurred if needed. For FY23 only critical maintenance and enhancement actions will occur if needed.

c. Public Access

- Grantees are allowed access to maintain their grants. The data is for the public not proactively released. DC Main Street Corridors data is available on open data source. This dataset contains locations of planned commercial growth in neighborhoods and specified streets.

DC Main Street Competition

a. Detailed Description

- The Neighborhood Revitalization Division provides technical assistance and grants to community leaders seeking to use the Main Street Approach® to revitalize their commercial districts. The Main Street grants have been administered through the

Quickbase application DC Main Street Online. The grantees provide information about their Main Street program, the annual grant, quarterly reports, and invoices.

- Users
 - DSLBD Neighborhood Revitalization team (internal)
 - Grantees (external/public)
- b. System Age**
 - This Quickbase application was developed in 2017. Functional Requirements have been documented so this functionality can be captured in DES.
 - For FY22 only critical maintenance and enhancement actions occurred.
 - For FY23 only critical maintenance and enhancement actions will occur if needed.
- c. Public Access**
 - The public can apply for the grant but the majority of the data is for Government use.

DC Clean Team 2013/2014/2015/2016/2017/2018/2019/2020/2021/2022/2023 DC Clean Team Competition

- a. Detailed Description**
 - The DSLBD's Clean Team program cleans the sidewalks and removes graffiti in designated retail corridors. The Clean Team grants have been administered through the Quickbase DC Clean Team application(s). Each year a new application is created to meet the new requirements of the Clean Team Program due to legislative changes and general system improvements. The application is used for Non-Competitive Grantees as well as Competitive Grantees. The Clean Team applications track information such as information about the grantee's clean team program, the grant application, work-load reports, and invoices etc.
 - Users
 - DSLBD Neighborhood Revitalization team (internal)
 - Grant Applicants (external/public)
 - Grantees (external/public)
 - Grant Scorers (internal to DC Government)
- b. System Age**
 - The Quickbase applications were developed in 2013 - 2020. Functional Requirements have been documented so this functionality can be captured in DES.
 - For FY20 on critical maintenance and enhancement actions occurred as needed.
- c. Public Access**
 - Interested persons are allowed access to compete and grantees maintain their grants. The majority of the data is for Government use. **FY13-19 data is kept for archiving purposes and is not available for the public.**

DC FY18/FY19/FY20/FY21/FY22/FY23 Clean Team Program Management

- a. Detailed Description**
 - The DSLBD's Clean Team program cleans the sidewalks and removes graffiti in designated retail corridors. The Clean Team grants have been administered through the Quickbase DC Clean Team application(s). Each year a new application is created to meet the new requirements of the Clean Team Program due to legislative changes and general system improvements. The Clean Team applications track information such as information about the grantee's clean team program, the grant application, work-load reports, and invoices etc.
 - Users
 - DSLBD Neighborhood Revitalization team (internal)

- Grantees (external/public)
- b. System Age
 - The Quickbase application was developed 2017 - 2020. Functional Requirements have been documented so this functionality can be captured in DES.
 - For FY22 the system was updated as needed and the FY23 system created.
- c. Public Access
 - Grantees maintain their grants. Information is for public but not proactively released. Clean Teams Service Areas data is available on open data source. The dataset contains areas and attributes for Clean Team service areas, created as part of the DC Geographic Information System (DC GIS) for the D.C. Office of the Chief Technology Officer (OCTO) and participating D.C. government agencies. **FY18-19 data is kept for archiving purposes and is not available for the public.**

ZoomGrants

- a. Detailed Description
 - ZoomGrants is a 3rd party grants system used for Dream Grant, Robust Retail Grants and some one-off grants for the Inno Ed, Business Opportunities, or Commercial Revitalization Divisions.
 - Users
 - DSLBD Commercial Revitalization, Business Opportunities, and Inno Ed teams (internal)
 - Grantees (external/public)
- b. System Age
 - 3rd Party vendor 2017.
- c. Public Access
 - The public uses ZoomGrants to apply for grants. They create log in accounts, and then we are able to manage the grant process from our admin accounts. Awardees also use ZoomGrants to process all post-award items, from signing the grant agreement electronically, invoicing when we use a 3rd party payor, and providing receipts, reporting, and documentation on a grant.

DSLBD Grants Management

- a. Detailed Description
 - The DSLBD Grants Management System was used to administer the non-lapsing grant funds allocated to the Commercial Revitalization Fund. It is currently being used for the Robust Retail grants. The Robust Retail grant, administered by the Department of Small and Local Business Development, is intended to provide direct assistance to small and local storefront businesses. These funds have been leveraged for a wide range of purposes to include façade improvement, expansion, and purchasing inventory and have resulted in increase of sales, customer acquisition and job creation.
 - Users
 - DSLBD Neighborhood Revitalization team (internal)
 - Grantees (external/public)
- b. System Age
 - This Quickbase application was developed in 2009.
 - For FY22 only critical maintenance and enhancement actions occurred.
 - For FY23 no planned updates.
 - Functional Requirements have been documented so this functionality can be captured in DES.
- c. Public Access

- For public not proactively released. The Robust Retail Grant recipients are available on open data source.

DSLBD Streetscape Loan Relief Fund

- a. Detailed Description
 - The DSLBD Streetscape Loan Relief Fund is used to track the Streetscape Loan Relief Fund activity.
 - Users
 - DSLBD Neighborhood Revitalization team (internal)
- b. System Age
 - This Quickbase application was developed in 2012. At this time this system is not being updated. Functional Requirements have been documented so this functionality can be captured in DES.
- c. Public Access
 - The data is for Government use.

(All Purpose) BizGrants System

- a. Detailed Description
 - (All Purpose) BizGrants was created to be the grants application system for all grants administered within DSLBD, replacing the BizGrants system. Currently (All Purpose) BizGrants contains information for the Healthy Foods (2015 and 2016) and Emerging Business Districts Demonstration (2016) Grants.
 - Users
 - DSLBD Neighborhood Revitalization team (internal)
 - Grant Applicants (external/public)
 - Grantees (external/public)
 - Grant Scorers (internal to DC Government)
- b. System Age
 - This Quickbase application was developed in 2015. Functional Requirements have been documented so this functionality can be captured in DES.
 - For FY22 no updates occurred.
 - For FY23 no planned updates.
- c. Public Access
 - Public not proactively released.

(All Purpose) Grants Mgmt - BizGrants

- a. Detailed Description
 - (All Purpose) Grants Mgmt - BizGrants was created to be the grants management system for all grants (other than the Clean Team grants) awarded and administered within DSLBD. Currently (All Purpose) Grants Mgmt - BizGrants contains information for awarded grants for Healthy Foods (2015 and 2016) and DC Main Streets (2016).
 - Users
 - DSLBD Neighborhood Revitalization team (internal)
 - Grantees (external/public)
- b. System Age
 - This Quickbase application was developed in 2015. Functional Requirements have been documented so this functionality can be captured in DES.
 - For FY22 no updates occurred.
 - For FY23 no planned updates.
- c. Public Access

- Public not proactively released.

Business Counseling and Training Business Area

Once the DES Business Counseling and Training Module has been developed, it will be used in conjunction/interface with the system below.

NeoSerra/e-Center

a. Detailed Description

- Neoserra/e-Center is the customer relationship management (CRM) system for the agency. The public uses e-Center (the front-end) to search and sign-up for training classes or counseling sessions. Neoserra (the backend) uses a MS SQL Server database. Neoserra is used to track the client relationships of the DSLBD staff.
- Users
 - DSLBD Staff (PTAC, Export DC, Neighborhood Revitalization, Innov & Ed, Business Opportunities)

b. System Age

- Neoserra (the backend) uses a MS SQL Server database. The vendor for the system is Outreach Systems. Functional Requirements have been documented. DES will integrate with Neoserra. The vendor is responsible for maintenance and enhancements of the system.

c. Public Access

- Public not proactively released.

DSLBD Made in DC System

a. Detailed Description

- A tool developed to support the Made in DC Program. Made in DC provides certification of businesses who locally produce products in the District and offers local manufacturers access to a suite of tools designed to help their businesses thrive. The application allows the user to register for the program, if eligible they can apply for the program, if approved they become members of the program. As members, their company is listed in the Membership Directory which is searchable by the public.
- Users
 - The public
 - Made in DC Members
 - DSLBD staff

b. System Age

- This Quickbase tool was developed in 2016. This functionality was based on business requirements of the Made in DC Program. The system was launched in Oct FY17.
- For FY22 no updates occurred.
- For FY23 no planned updates.

c. Public Access

- There is a membership directory that is open to the public and the registration is open to the public. However the majority of the data is for Government use.

DSLBD PCARD System

a. Detailed Description

- A tool developed to track internal PCard purchases. The requestor enters information about the requested purchase, the PCard Holder reviews the request and sends to Management for approval. After management approves, the purchase is made and the purchase transaction is recorded in the system.
- Users
 - DSLBD staff only
- b. System Age
 - This Quickbase tool was developed in 2016. This functionality was based on business requirements of PCard purchasing. The system was launched in Nov FY17.
 - System currently not being used.
- c. Public Access
 - For internal staff only, for Government use.

DSLBD Leadership Team Performance Reporting System

- a. Detailed Description
 - This application is utilized for the tracking Agency quarterly performance plan measure data.
 - Users
 - DSLBD staff only
- b. System Age
 - This Quickbase tool was launched in FY2017.
 - For FY22 updated for FY22 data input.
 - For FY23 updated for FY23 data input.
- c. Public Access
 - For internal staff only, for Government use.

DSLBD Business Toolkit

- a. Detailed Description
 - **Business assistance resource** - resource name, resource type (e.g., publication, event, trainings, funding, program, regulation, app, coaching/counseling), source (agency, organization), point of contact, event detail (if applicable), attachment, URL,
 - **User information (All Users)** – name, phone, email, address, related entity (organization, agency, business)
 - **User information (just businesses)** – business address, contact information, type, issues of interests, commercial district if applicable, ecommerce site, business owner name, certifications and self-reported designations, matchmaking/networking preferences
 - **Agency and Nonprofit Service Provider Organization** -- name, mission/description, location, contact information, URL, email alert requests made
 - **DC Capital Connector** – receives event data from the Business Toolkit. The Capital Connector was developed by a 3rd party for small business owners to create and save their business profile and get daily personalized notifications that will connect them to local lenders, business support services, surety bonding agents, networking events, and DC government solicitations that match their businesses. The users are the DC businesses, lenders and surety bond agents.
- b. System Age
 - Launched 9/2018
 - For FY22 only critical updates occurred.
 - For FY23 no major updates planned.
- c. Public Access

The public can access most of the DC Business Toolkit including: all types of resource records, roadmaps, business listing and calendar of events.

There are additional features that the public may access if they are part of a specific user group (DC business, DC resident entrepreneur, agency or nonprofit service provider staff) and they register for a free user account profile. Those features are:

- **DC Businesses and DC Resident Entrepreneurs** -- Store saved resource records including roadmaps; create/update business listing (optional); and create Made In DC virtual storefront page (optional).
- **Agency and Nonprofit Service Provider Organization Staff** -- Update their entity description; add/edit resource records including events and roadmaps; send an email alert request; and submit quote request to businesses listed in Made In DC virtual storefront.

I. Please provide a detailed description of any new technology acquired in fiscal years 2022 and 2023, to date, including the cost, where it is used, and what it does. Please explain if there have there been any issues with implementation.

a. In FY22

- DSLBD acquired Canva Pro which is utilized by five divisions (InnoEd, Business Opportunities, Commercial Revitalization, Comms, and PTAC) for Eventbrite banners, infographics, and presentations. To date, there have been no issues with implementation of the tool. The cost is \$119.99/year.

b. In FY23

- DSLBD acquired Salesforce Public Sector Foundation to aid the developers with the in the development of our DES Grants Module. The Grants Module will be utilized by DSLBD divisions (InnoEd, Business Opportunities, and Commercial Revitalization) that process grants. The applicants will apply for the grants and the grantees are the awardees of the grants (external users).
- The tool was purchased FY23 Q1 and cost \$40K. The licenses will renew each year. There have been no issues with the tool, and it has helped us to develop the system quicker because the tool had many prebuilt processes.

DES Deliverables for FY22, FY23, & FY24

Certification:

In FY22, the following was completed:

- To ensure that DSLD is inclusive, the gender options have been updated. Gender is now a required field. Race is now a required field. We also added new required fields: Business Gender Classification and Business Ethnicity Classification. These required fields have the option “Prefer not to answer”. Also, we created a Minority Business Enterprise (MBE) field that helps us to more easily identify the Minority Businesses based on the ethnicity classification chosen. This was released in Q1.
- Due to new legislation for CBEs, the revenue feature was updated to collect 5 years instead of 3 years of revenue data. This was released in Q4.
- A certification NMSDC (National Minority Supplier Development Council) was updated to a required field so the information could be captured for all CBEs. This update will assist DSLBD with collaboration with the DC businesses outside of DES (non-CBEs) that could benefit by becoming a CBE. This was released in Q4.

For FY23

- Continue development of prioritized certification updates and new requirements releasing throughout FY23.
- Public Access
 - There is a public facing webpage from the DSLBD website (**Find Certified Companies-accessible from the DSLBD Website**) that allows anyone to be able to search for an active CBE. Only part of the information in the DES Certification Module is available to the public through this webpage. Much of the data is for government use. The Active CBE data is also available through the open data site.

Compliance:

For FY22, the following was completed:

- Development continued for Agency Contract SBE spend monitoring for subcontractors.

The functionality included:

- Subcontract submission and modification
- Quarterly reports submission and modification.
- Payments can now be verified by the SBE subcontractors and reports can be run to determine if subcontractors are not getting paid promptly.

- Stakeholder review of the Agency Contracts functionality occurred in Q2.
- Agency Contracts were released the first week of June Q3.
- Requirements were gathered and fine-tuned for the continued development of the Public Private Development (Government Assisted Projects) processes for subcontracting. The functionality included:
 - Subcontract submission and modification
 - Budget plan submission and modification
 - Quarterly report submission and modification
 - The monitoring projects with multiple phase
- Refined Site Visit/Spot Check functionality used to annually monitor the CBE community. This was released in Q4.
- FY23 Releases
 - Pilot tested the Agency Contracting Module with select agencies in Q2.
 - Released Agency Contracting Module in Q3.
 - Developed and Released Compliance Public Private Development functionality released in Q4, which includes:
 - Subcontract submission and modification
 - Budget plan submission and modification
 - Quarterly report submission and modification
 - The monitoring projects with multiple phase
- FY24 Releases
 - Develop and Release Contract Data Integration with OCP PASS System.
 - Develop and Release 35% waiver exemption letter into DES.
 - Change Fields in DES to match DIFS attributes from SOAR attributes.
 - Create a live quarterly dashboard available to the public to include Greenbook data, contract, and expenditure details.

Grants:

- For FY22
 - Conducted requirements gathering sessions to capture and fine-tune requirements for Grants Monitoring and Reporting functionality which began in Q1. Features include:
 - Grants Business Record Setup
 - Expenses
 - Cost Categories
 - Disbursements

- Activities and Outcomes
- Began developing the Grants Reporting and Monitoring functionality as we pilot tested the Public Sector Foundation (Salesforce Product) in FY22 Q4.
- For FY23
 - Completed the first phase of development of Grants Reporting and Monitoring functionality and released in Q2.
 - Grants Business Record Setup
 - Expenses
 - Cost Categories
 - Disbursements
 - Activities and Outcomes
 - Gather requirements and user stories for Grants Application functionality.
 - Grants setup
 - Competition
 - Panel Review
 - Award
 - Test and Pilot expenses and Grant Business record set up with External stakeholders Q4.
- For FY24
 - Complete Business profile
 - Develop Clean Team Workload Reports
 - Bulk Upload Development for grant activity Reporting
 - Merge Business Profiles across all DES divisions and add multifaceted use of all functionalities.
 - Develop Applications for Grants.

Business Name	Business Address Line 1	Ward	Gender Classification	Ethnicity Classification
PACIFIC SERVICES INC	1615 KENYON STREET NW	1	51% + Men Owned Business	51% + Hispanic Owned Business
Trebel International LLC	20 F STREET NW	6	51% + Men Owned Business	51% + Black or African American Owned Business
Jerome L. Taylor Trucking, Inc.	1421 KENILWORTH AVEN	7	51% + Men Owned Business	51% + Black or African American Owned Business
CLEAN4U, INC.	3711 JAMISON STREET NE	5	51% + Women Owned Business	51% + Hispanic Owned Business
Tecknomic, LLC	1725 I STREET NW	2	51% + Men Owned Business	51% + Black or African American Owned Business
JDC Construction Company, LLC	4315 50th Street NW, LL1	3	51% + Non-Binary Owned Business	Not Ethnically Classified
Networking Unlimited, LLC	3200 MARTIN LUTHER KIN	8	51% + Men Owned Business	51% + Black or African American Owned Business
Accurate Conceptions, LLC	19 O STREET SW	6	51% + Men Owned Business	51% + Black or African American Owned Business
Elocen Group	1341 H STREET NE	6	51% + Women Owned Business	51% + Black or African American Owned Business
Premium Title & Escrow	3407 14TH STREET NW	1	51% + Men Owned Business	51% + Black or African American Owned Business
Pratt Consulting, LLC	2101 L STREET NW	2	51% + Women Owned Business	51% + Black or African American Owned Business
CHW Solutions, Inc.	601 13TH STREET NW	2	51% + Women Owned Business	51% + Black or African American Owned Business
Northern Real Estate Urban Ventures	1401 NEW YORK AVENUE	5	51% + Women Owned Business	51% + Black or African American Owned Business
InfoBizz Networking and Consulting	5309 GEORGIA AVENUE N	4	51% + Men Owned Business	Not Ethnically Classified
Stefron LLC	2226 13TH STREET SE	8	51% + Men Owned Business	51% + Black or African American Owned Business
L&M Policy Research	1743 CONNECTICUT AVEN	2	51% + Women Owned Business	51% + Native Hawaiian or Other Pacific Islander Owned Business
Amada Properties	1333 VALLEY PLACE SE	8	51% + Women Owned Business	51% + Black or African American Owned Business
BEDD Group LLC	4326 BLAGDEN AVENUE N	4	51% + Men Owned Business	51% + Black or African American Owned Business
M Jones & Companies LLC	2811 PENNSYLVANIA AVE	7	51% + Men Owned Business	51% + Black or African American Owned Business
Pendergrast Associates Consulting Services, Inc	3919 GEORGIA AVENUE N	4	51% + Women Owned Business	51% + Black or African American Owned Business
Orange Cow	1611 T STREET SE	8	51% + Men Owned Business	51% + Black or African American Owned Business
Avenue Publishing Company	4612 NEW HAMPSHIRE A'	4	51% + Men Owned Business	51% + Black or African American Owned Business
Creative Alliance Communications	700 7TH STREET SW	6	51% + Women Owned Business	Not Ethnically Classified
Mb Staffing Services	601 NEW JERSEY AVENUE	6	51% + Men Owned Business	51% + Black or African American Owned Business
404 LLC	404 KENTUCKY AVENUE S	6	51% + Women Owned Business	51% + Black or African American Owned Business
Broughton Construction Company, LLC	1220 12TH STREET SE	6	51% + Men Owned Business	51% + Black or African American Owned Business
THE BENADE GROUP, INC.	606 RALEIGH PLACE SE	8	51% + Women Owned Business	51% + Black or African American Owned Business
Supretech, Inc.	7416 GEORGIA AVENUE N	4	51% + Men Owned Business	51% + Black or African American Owned Business
The Walker Group	1209 CRITTENDEN STREET	4	51% + Men Owned Business	51% + Black or African American Owned Business
D.E.N. UNITED GENERAL CONSTRUCTION,LLC	3009 YOST PLACE NE	5	51% + Men Owned Business	51% + Hispanic Owned Business
Blue Skye Construction, LLC	4910 MASSACHUSETTS AV	3	51% + Men Owned Business	51% + Black or African American Owned Business
E.R. Bacon Development, LLC	525 Water Street SW, Sui	6	51% + Women Owned Business	51% + White Owned Business
Johnny Dollar, Inc DBA Rhodes Constructions	3230 PENNSYLVANIA AVE	7	51% + Men Owned Business	51% + Black or African American Owned Business
All N' 1 Medical Supplies & Treasures, LLC	3811 MINNESOTA AVENUE	7	51% + Women Owned Business	51% + Black or African American Owned Business
Fells Masonry And Concrete Construction, LLC	1522 Marion Barry Avenu	8	51% + Men Owned Business	51% + Black or African American Owned Business
Mindy-jo Barksdale dba Harrison Lindsey	1215 CONGRESS STREET S	8	51% + Women Owned Business	51% + Black or African American Owned Business
Douglas & Boykin PLLC	1850 M STREET NW	2	51% + Men Owned Business	51% + Black or African American Owned Business
MFL Technology Solutions LLC	1619 13TH STREET NW	2	51% + Men Owned Business	51% + Hispanic Owned Business
ABC Technical Solutions, Inc	1200 G STREET NW	2	51% + Men Owned Business	51% + Black or African American Owned Business
Innovo Construction, LLC	6230 GEORGIA AVENUE N	4	51% + Men Owned Business	51% + Hispanic Owned Business
Newland Enterprises LLC T/A Ajani	3542 11TH STREET NW	1	51% + Men Owned Business	51% + Black or African American Owned Business
Believe and Achieve Wellness	1533 41ST STREET SE	7	51% + Men Owned Business	51% + Black or African American Owned Business
Avid Systems, LLC	1418 PENNSYLVANIA AVE	6	51% + Women Owned Business	51% + White Owned Business
Holder Enterprises, Inc.	7306 GEORGIA AVENUE N	4	51% + Men Owned Business	51% + Black or African American Owned Business
NT Group, LLC	3631 UPTON STREET NW	3	51% + Men Owned Business	51% + Black or African American Owned Business
Blen Inc	200 MASSACHUSETTS AVI	6	51% + Men Owned Business	51% + Black or African American Owned Business
Advanced Network Consulting Inc.	1200 G STREET NW	2	51% + Men Owned Business	51% + Native Hawaiian or Other Pacific Islander Owned Business
Spectrum Associates, Inc.	601 PENNSYLVANIA AVEN	2	51% + Women Owned Business	51% + Black or African American Owned Business
Centennial Builders, Inc.	5646 3RD STREET NE	4	51% + Women Owned Business	51% + Hispanic Owned Business
SOGA, Inc.	6602 1ST STREET NW	4	51% + Men Owned Business	51% + Hispanic Owned Business
DISTRICT REALTY INC	2802 RHODE ISLAND AVEI	5	51% + Women Owned Business	51% + Black or African American Owned Business
J & V Drywall Construction, LLC	606 RALEIGH PLACE SE	8	51% + Men Owned Business	51% + Hispanic Owned Business
Cosmopolitan Properties Real Estate Brokerage Firr	414 FLORIDA AVENUE NW	5	51% + Women Owned Business	51% + Black or African American Owned Business
Katco Associates Incorporated	1231 GOOD HOPE ROAD S	8	51% + Men Owned Business	51% + Black or African American Owned Business
Greenscape Environmental Services	607 DIVISION AVENUE NE	7	51% + Women Owned Business	51% + Black or African American Owned Business
Wright Capital Realty Group	733 11th Street, NE Suite	6	51% + Men Owned Business	51% + Black or African American Owned Business
Bello, Bello & Associates LLC	1917 BENNING ROAD NE	7	51% + Men Owned Business	51% + Black or African American Owned Business
Jahphut	100 CHESAPEAKE STREET	8	Prefer not to answer	Prefer not to answer
CentrelT Corporation	2200 PENNSYLVANIA AVE	2	51% + Women Owned Business	51% + White Owned Business
R & A Contractors Group, Inc.	7826 EASTERN AVENUE N	4	51% + Women Owned Business	51% + Hispanic Owned Business
B&B Solutions US, LLC	700 PENNSYLVANIA AVEN	6	51% + Men Owned Business	51% + Black or African American Owned Business
VTECH SOLUTION INC	1100 H STREET NW	2	51% + Men Owned Business	51% + Native Hawaiian or Other Pacific Islander Owned Business
Cooper and Associates, LLC	350 G STREET SW	6	51% + Men Owned Business	51% + Black or African American Owned Business
BizTech Fusion, LLC	1200 G STREET NW	2	51% + Men Owned Business	51% + Black or African American Owned Business
Daniel Black & Associates CPA	20 F STREET NW	6	51% + Men Owned Business	51% + Black or African American Owned Business
Foursquare Integrated Transportation Planning, Inc.	1225 I STREET NW	2	51% + Women Owned Business	51% + White Owned Business
Koydol Inc	3109 MARTIN LUTHER KIN	8	51% + Men Owned Business	51% + Black or African American Owned Business
CWI Solutions	2316 RHODE ISLAND AVEI	5	51% + Women Owned Business	51% + Black or African American Owned Business
FahrenHight Hospitality, Inc.	6 QUINCY PLACE NE	5	51% + Men Owned Business	51% + Black or African American Owned Business
J&A HOSPITALITY STAFFING, INC	1050 CONNECTICUT AVEN	2	51% + Women Owned Business	51% + Hispanic Owned Business
Ida Staffing, LLC	2804 13TH STREET NE	5	51% + Men Owned Business	51% + Black or African American Owned Business
Urban Ed Enterprises, Inc.	2041 MARTIN LUTHER KIN	8	51% + Women Owned Business	51% + Black or African American Owned Business
Green Door Advisors, LLC	3226 WALNUT STREET NE	5	51% + Women Owned Business	51% + Black or African American Owned Business
PML Real Estate, LLC	1209 RHODE ISLAND AVEI	2	51% + Men Owned Business	51% + Hispanic Owned Business
GriffD Enterprises LLC	728 TAYLOR STREET NW	4	51% + Men Owned Business	51% + Black or African American Owned Business
Chase Creek Media	1346 FLORIDA AVENUE N'	1	51% + Women Owned Business	51% + Black or African American Owned Business
MJM Contracting, Inc	1627 K STREET NW	2	51% + Men Owned Business	51% + Hispanic Owned Business
Milestone Therapeutic Services	1160 VARNUM STREET NE	5	51% + Women Owned Business	51% + Black or African American Owned Business
Executive Contractors LLC	6413 9TH STREET NW	4	51% + Men Owned Business	51% + Black or African American Owned Business

Kumi Construction Management Corporation	5335 WISCONSIN AVENUE	3 51% + Men Owned Business	51% + Black or African American Owned Business
DGC Cleaning Services LLC	640 KENYON STREET NW	1 51% + Men Owned Business	51% + Hispanic Owned Business
ForMost Advance Creations, LLC	7826 EASTERN AVENUE N	4 51% + Men Owned Business	51% + Black or African American Owned Business
Suite Nation	1001 4TH STREET SW, Suite	6 51% + Men Owned Business	51% + Black or African American Owned Business
Martin and Associates	612 M STREET NW	2 51% + Women Owned Business	51% + Black or African American Owned Business
True Turtle Real Estate	808 ASPEN STREET NW	4 51% + Women Owned Business	51% + White Owned Business
Crest Management Solutions, LLC	1408 MONTAGUE STREET	4 51% + Men Owned Business	51% + Black or African American Owned Business
Cherie Lester Consulting	2831 28TH STREET NW	3 51% + Women Owned Business	Prefer not to answer
JLara Educational Consulting, LLC	7939 ORCHID STREET NW	4 51% + Women Owned Business	51% + Hispanic Owned Business
Melanie Bates Consulting, LLC	4411 1ST Place NE #37, V	5 51% + Women Owned Business	51% + Black or African American Owned Business
Carlyn Madden Consulting Services, LLC	705 7TH STREET NE	6 51% + Women Owned Business	51% + White Owned Business
Bandari Holdings LLC dba CornerStone SG	800 4TH STREET SW	6 51% + Men Owned Business	51% + Black or African American Owned Business
Armstrong Custom Signs	3215 MARTIN LUTHER KING	8 51% + Women Owned Business	51% + Black or African American Owned Business
Advanced Air Mechanical Systems	2316 RHODE ISLAND AVENUE	5 51% + Men Owned Business	51% + Asian Owned Business
DC General Construction Inc.	1208 9TH STREET NW	2 51% + Men Owned Business	51% + Black or African American Owned Business
Mayo Electrical Services	2239 RIDGE PLACE SE	8 51% + Men Owned Business	51% + Black or African American Owned Business
Analytica	1705 DE SALES STREET NW	2 51% + Men Owned Business	51% + Hispanic Owned Business
Rojani Facilities Management, LLC	1404 NORTH CAPITOL STREET	5 51% + Men Owned Business	51% + Hispanic Owned Business
Dynamic Solutions for the Aging, LLC	1885 TUBMAN ROAD SE	8 51% + Women Owned Business	51% + Black or African American Owned Business
Bolana Capitol Enterprises, Inc.	4922 NANNIE HELEN BUR	7 51% + Women Owned Business	51% + Black or African American Owned Business
Cinnovas Development Group, LLC	1014 C STREET SE	6 51% + Men Owned Business	51% + Black or African American Owned Business
Longobardi and Associates DC, LLC	700 K STREET NW	2 51% + Women Owned Business	51% + White Owned Business
UNCLE DEVIN SHOW (THE) LLC	332 ONEIDA STREET NE	4 51% + Women Owned Business	51% + Black or African American Owned Business
HSA, Inc.	1818 NEW YORK AVENUE	5 51% + Men Owned Business	51% + Asian Owned Business
FMC & Associates, LLC	3927 GEORGIA AVENUE N	4 51% + Men Owned Business	51% + Black or African American Owned Business
Daylily Landscaping LLC.	2421 OTIS STREET NE	5 51% + Women Owned Business	51% + Black or African American Owned Business
Global Engineering Solutions of Washington DC	5225 WISCONSIN AVENUE	3 51% + Women Owned Business	51% + White Owned Business
SYNERGETIC INFORMATION SYSTEMS, INC.	1200 G STREET NW	2 51% + Men Owned Business	51% + Asian Owned Business
Capital Builders and Associates, Inc.	1926 MARTIN LUTHER KING	8 51% + Women Owned Business	51% + White Owned Business
Metro lab llc	3422 GEORGIA AVENUE N	1 51% + Men Owned Business	51% + Black or African American Owned Business
Clean Green And Professional LLC	637 HAMLIN STREET NE	5 51% + Men Owned Business	51% + Black or African American Owned Business
Imagine Photography	3717 GEORGIA AVENUE N	4 51% + Women Owned Business	51% + Black or African American Owned Business
Vire Consulting	1612 K STREET NW	2 51% + Men Owned Business	51% + Hispanic Owned Business
JBB Group LLC	1806 D STREET NE	7 51% + Men Owned Business	51% + Black or African American Owned Business
ALLSTATE FLOORS OF DC, LLC	6031 KANSAS AVENUE NW	4 51% + Men Owned Business	51% + Hispanic Owned Business
K Consulting Group DBA Business Management Res	33 R STREET NE	5 51% + Women Owned Business	51% + Black or African American Owned Business
Covalence Science Education, LLC	3737 JOCELYN STREET NW	3 51% + Women Owned Business	Prefer not to answer
The Justin Company	5980 SLIGO MILL ROAD N	4 51% + Men Owned Business	51% + Black or African American Owned Business
iManagement Consulting	3166 CITYSCAPE DRIVE NE	5 51% + Men Owned Business	51% + Black or African American Owned Business
Technical Writer Consulting Services, LLC	3608 28TH STREET NE	5 51% + Women Owned Business	51% + Black or African American Owned Business
NOVA MEDICAL LLC	1050 CONNECTICUT AVENUE	2 51% + Men Owned Business	51% + Hispanic Owned Business
KORAK GLOBAL HEALTHCARE SERVICES, LLC	1818 NEW YORK AVENUE	5 51% + Men Owned Business	51% + Black or African American Owned Business
ADSWAILES, LLC dba A&A Premium Paint Distributor	5661 3RD STREET NE	4 51% + Men Owned Business	51% + Black or African American Owned Business
Ad Agency, The	1331 MARYLAND AVENUE	6 51% + Women Owned Business	51% + White Owned Business
TPM Group, LLC	1220 12TH STREET SE	6 51% + Men Owned Business	51% + Black or African American Owned Business
Dynamic Contracting Inc	2806 DOUGLAS STREET N	5 51% + Women Owned Business	51% + Hispanic Owned Business
Anjata Group	451 ORANGE STREET SE	8 51% + Men Owned Business	51% + Black or African American Owned Business
Renaissance Equity Partners LLC	7600 GEORGIA AVENUE N	4 51% + Men Owned Business	51% + Black or African American Owned Business
JL Interior Elements. LLC	105 49TH PLACE NE	6 51% + Women Owned Business	51% + Black or African American Owned Business
Integrated Urban Solutions, LLC	2619 BRANCH AVENUE SE	7 51% + Women Owned Business	51% + Black or African American Owned Business
Aspen of D.C., Inc. d/b/a ADC Management Solutions	1315 IRVING STREET NW	1 51% + Women Owned Business	51% + Black or African American Owned Business
S & H Trucking Company	1013 RHODE ISLAND AVENUE	5 51% + Men Owned Business	51% + Black or African American Owned Business
Plum Good Limited Liability Company	112 UPSAL STREET SE	8 51% + Women Owned Business	51% + Black or African American Owned Business
Intelligent Energy Light and Power LLC	1210 R STREET NW	2	Prefer not to answer
Audacity Communications, LLC (DBA The Prestwood)	2317 16TH STREET SE	8 51% + Men Owned Business	51% + Black or African American Owned Business
Friedman Capital Advisors DC	4344 FOREST LANE NW	3 51% + Women Owned Business	51% + White Owned Business
Corenic Construction Group	1220 12TH STREET SE	6 51% + Men Owned Business	51% + Black or African American Owned Business
Ainsworth & Lloyd Inc.	700 12TH STREET NW	2 51% + Men Owned Business	51% + Black or African American Owned Business
Bridging Technologies LLC	300 NEW JERSEY AVENUE	6 51% + Women Owned Business	51% + Hispanic Owned Business
Monumental Communications (MonComm) LLC	1522 RHODE ISLAND AVENUE	5 51% + Men Owned Business	51% + Black or African American Owned Business
Educology Solutions, Co.	621 UPSHUR STREET NW	4 51% + Women Owned Business	51% + Black or African American Owned Business
IMPECCABLE CLEANING SERVICES INC	20 F STREET NW, 7th Floor	6 51% + Women Owned Business	51% + Black or African American Owned Business
Studio Laan	1117 C STREET SE	6 51% + Women Owned Business	51% + White Owned Business
Shinberg Levinas Architectural Design Inc	5101 WISCONSIN AVENUE	3 51% + Men Owned Business	51% + Hispanic Owned Business
The Simmons Group LLC	4306 12TH PLACE NE	5 51% + Women Owned Business	51% + Black or African American Owned Business
CREATIVEJUNKFOOD LLC	1888 SAVANNAH PLACE S	8	Prefer not to answer
Affinity Media Consulting LLC	5316 JAY STREET NE	7 51% + Women Owned Business	51% + Black or African American Owned Business
CSI Corporation of DC	633 PENNSYLVANIA AVENUE	2 51% + Women Owned Business	51% + Black or African American Owned Business
The Decca Development Corporation	1225 PENNSYLVANIA AVENUE	6 51% + Men Owned Business	51% + Black or African American Owned Business
Absolute Solutions and Associates, LLC	7603 Georgia Avenue NW	4 51% + Women Owned Business	51% + Black or African American Owned Business
Swann Construction, Inc.	2828 10TH STREET NE	5 51% + Men Owned Business	51% + American Indian or Alaska Native Owned Business
Planned Power Systems, Inc	3623 SOUTH DAKOTA AVENUE	5 51% + Men Owned Business	51% + Black or African American Owned Business
Collective Architecture	1003 K STREET NW, Suite	2 51% + Men Owned Business	Not Ethnically Classified
Waldon Studio Architects & Planners/DC, PLLC	1250 I STREET NW, Suite 1	2 51% + Men Owned Business	51% + Native Hawaiian or Other Pacific Islander Owned Business
SyDar of DC LLC	5650 3RD STREET NE	4 51% + Men Owned Business	51% + Black or African American Owned Business
Diversified Enterprises Group, LLC	717 D STREET NW	2 51% + Women Owned Business	51% + Black or African American Owned Business
BluePath Labs, LLC	5136 MACOMB STREET NE	3 51% + Men Owned Business	51% + Asian Owned Business
The Brooks Group, LLC	2318 13TH PLACE NE	5 51% + Women Owned Business	51% + Black or African American Owned Business
Global Government and Industry Partners, LLC (2GIP)	4323 SHERIFF ROAD NE	7 51% + Men Owned Business	51% + Black or African American Owned Business
ARCHI-TEXTUAL PLLC	1010 WISCONSIN AVENUE	2 51% + Women Owned Business	51% + Non-White Owned Business

Digital Convention	1626 NEWTON STREET NW	1 51% + Men Owned Business	51% + Black or African American Owned Business
Strategic Educational Consulting LLC	1436 INDEPENDENCE AVE	6 51% + Men Owned Business	51% + Asian Owned Business
LGC Security	700 Pennsylvania Ave SE,	6 51% + Men Owned Business	51% + Black or African American Owned Business
Lisa Fitzpatrick & Associates, MD-PC	3429 11TH PLACE SE	8 51% + Women Owned Business	51% + Black or African American Owned Business
JLAN Solutions, LLC	1050 CONNECTICUT AVEN	2 51% + Women Owned Business	51% + Black or African American Owned Business
Smith & Sons, LLC	1801 CLYDESDALE PLACE	1 51% + Men Owned Business	51% + Black or African American Owned Business
Isom Events, LLC d/b/a Isom Global Strategies	300 NEW JERSEY AVENUE	6 51% + Non-Binary Owned Business	Not Ethnically Classified
Mindcubed	700 12TH STREET NW	2 51% + Men Owned Business	51% + Asian Owned Business
Trillian Technologies, Inc.	1627 K STREET NW	2 51% + Men Owned Business	51% + Black or African American Owned Business
PMGL LLC	2200 32ND PLACE SE	7 51% + Women Owned Business	51% + Black or African American Owned Business
Admiral Construction & Flooring, LLC	1808 9TH STREET NW	1 51% + Men Owned Business	Not Ethnically Classified
Garner & Associates LLC	1231 Marion Barry Avenu	8 51% + Women Owned Business	51% + Black or African American Owned Business
Brownstone Consulting Firm	3015 OREGON KNOLLS DF	4 51% + Men Owned Business	51% + Black or African American Owned Business
1st Lady Trucking	1207 46TH STREET SE	7 51% + Women Owned Business	51% + Black or African American Owned Business
Ad Box Agency Group	52 O STREET NW	5 51% + Women Owned Business	51% + Black or African American Owned Business
Cube Root Corporation	1100 H STREET NW, Suite	2 51% + Men Owned Business	51% + Black or African American Owned Business
Metropolitan Strategies and Solutions LLC	1705 LAWRENCE STREET I	5 51% + Men Owned Business	51% + Black or African American Owned Business
RJ Financial Consultants, LLC	2633 PATRICIA ROBERTS I	5 51% + Men Owned Business	51% + Black or African American Owned Business
BB & Co Construction	1875 I STREET NW	2 51% + Men Owned Business	51% + Black or African American Owned Business
Aditya & Associates, Inc. dba Orgro	20 F STREET NW	6 51% + Men Owned Business	51% + Asian Owned Business
Init One Solutions, LLC	29 U STREET NE	5 51% + Men Owned Business	51% + Black or African American Owned Business
The Capital Group	3514 15TH STREET NE	5 51% + Men Owned Business	51% + Black or African American Owned Business
Andean Consulting Solutions International	1025 CONNECTICUT AVEN	2 51% + Men Owned Business	51% + Hispanic Owned Business
MDG Consulting dba Green Construction	4400 MACARTHUR BOULE	3 51% + Men Owned Business	51% + Black or African American Owned Business
Hugee Corporation	1818 NEW YORK AVENUE	5 51% + Men Owned Business	51% + Black or African American Owned Business
Signature Technology Solutions, LLC	1627 K STREET NW, Suite	2 51% + Men Owned Business	51% + Black or African American Owned Business
Capital Construction Enterprises, Inc.	1330 LOCUST ROAD NW	4 51% + Women Owned Business	51% + Hispanic Owned Business
Preminent Protective Services, Inc.	1100 15TH STREET NW 4t	2 51% + Women Owned Business	51% + Black or African American Owned Business
Infinity Solutions, Inc.	1629 K STREET NW	2 51% + Women Owned Business	51% + Black or African American Owned Business
The AMAR Group, LLC	6230 3RD STREET NW	4 51% + Women Owned Business	51% + Black or African American Owned Business
Answer Title & Escrow LLC (d/b/a Answer Title)	80 M STREET SE	6 51% + Women Owned Business	51% + Black or African American Owned Business
ARC CONSULTANTS LLC, DBA ARC BUILDERS	1231 Marion Barry Avenu	8 51% + Women Owned Business	51% + Black or African American Owned Business
Carvalho & Good, PLLC	1025 CONNECTICUT AVEN	2 51% + Men Owned Business	51% + Hispanic Owned Business
TPW Consultants, LLC	1426 9TH STREET NW	2 51% + Women Owned Business	51% + Black or African American Owned Business
Public Performance Management LLC	1775 I STREET NW, Suite 1	2 51% + Men Owned Business	51% + Black or African American Owned Business
Premph Consulting, CPAs	5320 EAST CAPITOL STREE	7 51% + Men Owned Business	51% + Black or African American Owned Business
ConTest, LLC	1421 KENILWORTH AVEN	7 51% + Women Owned Business	51% + Black or African American Owned Business
Smile Therapy Services LLC	800 Kenilworth Avenue N	6 51% + Women Owned Business	51% + Black or African American Owned Business
Ecofree LLC	3417 B STREET SE	7 51% + Men Owned Business	51% + Black or African American Owned Business
Sustainable Building Solutions LLC	2030 8TH STREET NW	1 Prefer not to answer	Prefer not to answer
Blue Sky Housing, LLC	1900 M STREET NW, Suite	2 51% + Men Owned Business	51% + Black or African American Owned Business
Empowerment Through Technology & Education, Inc	5335 WISCONSIN AVENUE I	3 51% + Men Owned Business	51% + Black or African American Owned Business
Flaunt Group Corp	2316 Rhode Island Ave. N	5 51% + Women Owned Business	51% + Black or African American Owned Business
Paramount Development	3407 14TH STREET NW	1 51% + Men Owned Business	51% + Black or African American Owned Business
TCT Cost Consultants, LLC	1730 PENNSYLVANIA AVE	2 51% + Women Owned Business	51% + White Owned Business
Apollo Construction, LLC	1325 G STREET NW	2 51% + Men Owned Business	51% + Hispanic Owned Business
MDT Rush Delivery, LLC	3157 APPLE ROAD NE	5 51% + Men Owned Business	51% + Black or African American Owned Business
Wilson Dependable Services, LLC	3009 HILLCREST DRIVE SE	7 51% + Men Owned Business	51% + Black or African American Owned Business
Emotive Architecture	1350 CONNECTICUT AVEN	2 51% + Men Owned Business	51% + Black or African American Owned Business
Green Construction Services Group LLC	1918 13TH STREET SE	8 51% + Men Owned Business	51% + Hispanic Owned Business
Sebastian Painting and Contracting, LLC	4000 ALBEMARLE STREET	3 51% + Women Owned Business	51% + White Owned Business
Concrete Mixes, Inc.	1054 31ST STREET NW	6 51% + Men Owned Business	51% + Black or African American Owned Business
Protec Construction inc.	1314 8TH STREET NW	2 51% + Men Owned Business	51% + Asian Owned Business
The Equity Alliance Group	6144 1ST PLACE NE	4 51% + Women Owned Business	51% + Black or African American Owned Business
ASAP Medical Staffing LLC	1200 G STREET NW	2 51% + Women Owned Business	51% + Black or African American Owned Business
Jackson Holding Company LLC	4285 SOUTH CAPITOL STR	8 51% + Men Owned Business	51% + Black or African American Owned Business
Susan Fitzgerald & Associates, Inc.	2238 48TH STREET NW	3 51% + Women Owned Business	51% + White Owned Business
Insurance Solutions Associates	1818 NEW YORK AVENUE	5 51% + Women Owned Business	51% + Black or African American Owned Business
Hopeday LLC	2421 PENNSYLVANIA AVE	2 51% + Men Owned Business	51% + Hispanic Owned Business
Ace Med Transportation, Inc.	536 COLUMBIA ROAD NW	1 51% + Men Owned Business	Not Ethnically Classified
Bluebay Office Inc	4900 MASSACHUSETTS AV	3 51% + Men Owned Business	51% + White Owned Business
District Contracting Group, Inc.	1100 VERMONT AVENUE	2 51% + Men Owned Business	51% + Black or African American Owned Business
F & C IMPROVEMENT LLC	6511 Piney Branch Road, I	4 51% + Men Owned Business	51% + Hispanic Owned Business
Tsunami Hair Studio LLC	4248 BENNING ROAD NE	7 51% + Women Owned Business	51% + Black or African American Owned Business
Millennium Information Technologies, Inc.	700 12TH STREET NW	2 51% + Men Owned Business	51% + Asian Owned Business
SWIFT ACCOUNTING & FINANCIAL CONSULTING LLC	1100 H STREET NW	2 51% + Men Owned Business	51% + Black or African American Owned Business
Foundation Entertainment	225 MORGAN STREET NW	5 51% + Men Owned Business	51% + Black or African American Owned Business
Nu Strat, LLC	911 O STREET NW	2 51% + Men Owned Business	51% + Black or African American Owned Business
Federal Contractors, Inc.	623 UNDERWOOD STREET	4 51% + Women Owned Business	51% + Black or African American Owned Business
THOMAS ARCHER LLC	231 VAN BUREN STREET N	4 51% + Men Owned Business	51% + Black or African American Owned Business
EBONY GLOBAL NETWORK, LLC (dba) Huntington Le	3724 GEORGIA AVENUE N	4 51% + Men Owned Business	51% + Black or African American Owned Business
Veterans Contractor Assistance Support Services	241 FLORIDA AVENUE NW	5 51% + Men Owned Business	51% + Black or African American Owned Business
Umbrella Therapeutic Services, Inc	3300 PENNSYLVANIA AVE	7 51% + Men Owned Business	51% + Black or African American Owned Business
Thiha Inc.	4937 WESTERN AVENUE N	3 51% + Men Owned Business	51% + Asian Owned Business
Just Rock Enterprises	649 HAMILTON STREET N	4 51% + Women Owned Business	51% + Black or African American Owned Business
Van Tech Industries, LLC	1818 NEW YORK AVENUE	5 51% + Men Owned Business	51% + Black or African American Owned Business
Lindsay Company	4402 14TH STREET NE	5 51% + Women Owned Business	51% + Black or African American Owned Business
Realty Ventures LLC	14 RHODE ISLAND AVENUE	5 51% + Men Owned Business	51% + Black or African American Owned Business
XzoTech Sign & Display dba FASTSIGNS	2859 V STREET NE	5 51% + Women Owned Business	51% + Black or African American Owned Business
SUN DEVELOPMENT CORP	1207 WYLIE STREET NE	6 51% + Men Owned Business	51% + Black or African American Owned Business

Boston Environmental and Contracting, Inc.	1818 NEW YORK AVENUE	5 51% + Men Owned Business	51% + Black or African American Owned Business
All Pro All Services	5044 HANNA PLACE SE	7 51% + Men Owned Business	51% + Black or African American Owned Business
Elite Development, LLC	1350 W STREET NE	5 51% + Men Owned Business	51% + Black or African American Owned Business
WKM Solutions, LLC	900 17TH STREET NW	2 51% + Men Owned Business	51% + Hispanic Owned Business
Constituent Services Worldwide	605 RHODE ISLAND AVEN	5 51% + Men Owned Business	51% + Black or African American Owned Business
Blueprint Consulting Services, LLC	1444 I STREET NW	2 51% + Men Owned Business	51% + Native Hawaiian or Other Pacific Islander Owned Business
The Capitol News Services, Inc	3215 MARTIN LUTHER KIN	8 51% + Men Owned Business	51% + Black or African American Owned Business
Anglin Consulting Group, Inc.	2507 RALPH ELLISON WA'	5 51% + Women Owned Business	51% + Black or African American Owned Business
Notionspace	1629 K STREET NW	2 Not Gender Classified	51% + Non-White Owned Business
Oliva Consulting, Inc.	3810 JENIFER STREET NW	3 51% + Women Owned Business	Not Ethnically Classified
Monument Enterprises LLC	4193 MINNESOTA AVENU	7 51% + Men Owned Business	51% + Black or African American Owned Business
Copeland Management Group, LLC	333 HAWAII AVENUE NE	5 51% + Women Owned Business	51% + Black or African American Owned Business
Engenium Group	1017 O STREET NW	2 51% + Men Owned Business	51% + White Owned Business
Capital City Specialties	2422 ALABAMA AVENUE !	8 51% + Men Owned Business	51% + Black or African American Owned Business
DIMPLES DENTAL SUITE, PC	220 I STREET NE, Suite 10I	6 51% + Women Owned Business	51% + Black or African American Owned Business
BPM Bi Inc.	1025 1ST STREET SE	6 51% + Men Owned Business	51% + Asian Owned Business
Yeelen Beauty, LLC.	417 H STREET NE	6 51% + Women Owned Business	51% + Black or African American Owned Business
K C COMMUNITY SERVICES, INC	2412 MINNESOTA AVENU	7 51% + Men Owned Business	51% + Black or African American Owned Business
Citadel Development, LLC	1212 PENNSYLVANIA AVE	6 51% + Men Owned Business	Not Ethnically Classified
FWG Solutions, Inc.	1101 PENNSYLVANIA AVE	2 51% + Men Owned Business	51% + Black or African American Owned Business
ROLLIN CYCLES INC	1314 14TH STREET NW	2 Prefer not to answer	Prefer not to answer
TerraSom LLC	3710 FORT LINCOLN DRIV	5 51% + Men Owned Business	51% + Asian Owned Business
CLM Marketing LLC	1230 ASPEN STREET NW	4 51% + Men Owned Business	51% + Black or African American Owned Business
KQM Enterprises, LLC	2114 SUDBURY PLACE NW	4 51% + Women Owned Business	51% + Black or African American Owned Business
PROMOTING LOVE & WISDOM CHILDCARE LLC	508 60TH STREET NE	7 51% + Women Owned Business	51% + Black or African American Owned Business
Strategic Law Advisors, PLLC	1121 COLUMBIA ROAD N'	1 51% + Women Owned Business	51% + Black or African American Owned Business
OAW LLC	7215 BLAIR ROAD NW	4 51% + Men Owned Business	51% + Black or African American Owned Business
Shredder, LLC	1730 M STREET NW	2 Prefer not to answer	Prefer not to answer
Anadria Consulting LLC	1780 LYMAN PLACE NE	5 51% + Men Owned Business	51% + Black or African American Owned Business
Cap8Construction	5786 2ND STREET NE	4 51% + Women Owned Business	51% + Black or African American Owned Business
IBG consulting Group LLC	200 MASSACHUSETTS AVI	6 51% + Women Owned Business	51% + Black or African American Owned Business
HH Logistics, LLC	1725 I STREET NW	2 51% + Women Owned Business	51% + Black or African American Owned Business
Al's Twin Air LLC	1914 Benning Road, NE	5 51% + Men Owned Business	51% + Black or African American Owned Business
Hayat Brown, LLC	3715 MARTIN LUTHER KIN	8 51% + Women Owned Business	51% + Black or African American Owned Business
Zuri Productions	5411 9th Street NW Unit :	4 51% + Women Owned Business	51% + Black or African American Owned Business
Bald Cypress Media LLC	1414 W STREET SE	8 51% + Men Owned Business	51% + Black or African American Owned Business
Star Services LLC	4315 SHERIFF ROAD NE	7 51% + Women Owned Business	51% + White Owned Business
dp+partners,llc	400 7TH STREET NW	2 51% + Men Owned Business	51% + Black or African American Owned Business
Cradle Systems, LLC	20 F STREET NW Suite 70C	6 51% + Men Owned Business	51% + Black or African American Owned Business
Advance Employee Intelligence, LLC	1725 I STREET NW	2 51% + Men Owned Business	51% + Black or African American Owned Business
Centricity Technology Partners, Inc.	621 QUACKENBOS STREE1	4 51% + Women Owned Business	51% + Black or African American Owned Business
My Brother's Keeper Transitional Living Services, LLC	400 ONEIDA STREET NE	4 51% + Women Owned Business	51% + Black or African American Owned Business
Plenary Enterprises LLC	3217 MARTIN LUTHER KIN	8 51% + Men Owned Business	51% + Black or African American Owned Business
Forrester's Trash Disposal LLC	5119 BASS PLACE SE	7 51% + Women Owned Business	51% + Hispanic Owned Business
Allen-Norris Permitting and Inspections	107 R STREET NE	5 51% + Women Owned Business	51% + Black or African American Owned Business
IBS MANAGEMENT AND CONSULTANCY SERVICES, L	1627 K STREET NW	2 51% + Men Owned Business	51% + Black or African American Owned Business
EnviCon Services, LLC	7826 EASTERN AVENUE N	4 51% + Women Owned Business	51% + Hispanic Owned Business
Global, Inc.	1818 NEW YORK AVENUE	5 51% + Men Owned Business	51% + Asian Owned Business
Evergreen Urban	1900 M STREET NW, Suite	2 51% + Men Owned Business	51% + Black or African American Owned Business
Clean~R~Us	1140 3RD STREET NE	6 51% + Women Owned Business	51% + Black or African American Owned Business
Civitas Commercial Real Estate Services, LLC	1805 7TH STREET NW	1 51% + Men Owned Business	51% + Black or African American Owned Business
TopTeam Professional Consulting LLC	2700 NEW YORK AVENUE	5 Not Gender Classified	51% + Asian Owned Business
EMC2 Educational Consulting, LLC DBA Onyx Therap	1627 K STREET NW, Suite	2 51% + Women Owned Business	51% + Black or African American Owned Business
MBB Affiliates, LLC	1220 L STREET NW	2 51% + Women Owned Business	51% + Black or African American Owned Business
ROCK SOLID District Group LLC	1025 CONNECTICUT AVEN	2 51% + Women Owned Business	51% + Black or African American Owned Business
CW Wolf Contracting LLC	1008 FLORIDA AVENUE N	5 51% + Men Owned Business	51% + Black or African American Owned Business
Caroma Corp	3515 WOODLEY ROAD NW	3 Prefer not to answer	Prefer not to answer
Construction Quality Engineers	3221 STANTON ROAD SE	8 51% + Men Owned Business	51% + Black or African American Owned Business
Charles Mann Enterprises, LLC	3215 MARTIN LUTHER KIN	8 51% + Men Owned Business	51% + Black or African American Owned Business
DMY Capitol, LLC	2141 P STREET NW	2 51% + Men Owned Business	51% + Native Hawaiian or Other Pacific Islander Owned Business
Chaise Management Group, LLC	1420 NEW YORK AVENUE	2 51% + Women Owned Business	51% + Black or African American Owned Business
SCOTT BUSINESS SERVICE LLC	4287 SOUTH CAPITOL STR	8 51% + Women Owned Business	51% + Black or African American Owned Business
TAC Integrated Solutions, LLC	1725 I STREET NW	2 51% + Men Owned Business	51% + Black or African American Owned Business
Aleman Construction, LLC	1024 47TH STREET NE	7 51% + Men Owned Business	51% + Hispanic Owned Business
Sustainable Facilities Management Services	238 MADISON STREET NW	4 51% + Women Owned Business	51% + Black or African American Owned Business
Faith Management Consulting, LLC	3417 MINNESOTA AVENU	7 51% + Women Owned Business	51% + Black or African American Owned Business
Resource Industries, LLC	1200 G STREET NW	2 51% + Women Owned Business	51% + White Owned Business
GMJ Facilities LLC	2750 14TH STREET NW, C	1 51% + Women Owned Business	51% + Black or African American Owned Business
Kovais Innovative Solutions LLC	100 M STREET SE	6 51% + Men Owned Business	51% + Black or African American Owned Business
bestudio, LLC	5039 FULTON STREET NW	3 51% + Women Owned Business	51% + Hispanic Owned Business
Wired Cycling Fitness Studio	2028 4TH STREET NE	5 51% + Women Owned Business	51% + Black or African American Owned Business
Rath Enterprises, Inc.	4910 MASSACHUSETTS A)	3 51% + Men Owned Business	51% + Black or African American Owned Business
C. Jonez Nutrition Consulting Services t/a Food Jonez	1140 3RD STREET NE	6 51% + Women Owned Business	51% + Black or African American Owned Business
Earth Worth L.L.C.	1500 EATON ROAD SE	8 51% + Women Owned Business	51% + Black or African American Owned Business
G-SIDA General Services	2314 MINNESOTA AVENU	8 51% + Women Owned Business	51% + Black or African American Owned Business
PUSH studio	220 UPSHUR STREET NW	4 51% + Men Owned Business	51% + Black or African American Owned Business
Innovation Mechanical Inc	606 RALEIGH PLACE SE	8 51% + Men Owned Business	51% + Hispanic Owned Business
JJ Prime Services, LLC	1421 KENILWORTH AVEN	7 51% + Men Owned Business	51% + Hispanic Owned Business
One Kare Enterprise LLC	10 G STREET NE	6 51% + Women Owned Business	51% + Black or African American Owned Business
FM Financial Services, LLC	1250 CONNECTICUT AVEN	2 51% + Men Owned Business	51% + Black or African American Owned Business

Save My Lawn Property Maintenance	3206 VISTA STREET NE	5 51% + Men Owned Business	51% + Black or African American Owned Business
Moxy Miscellaneous Metals LLC	3322 10TH PLACE SE	8 51% + Men Owned Business	51% + Black or African American Owned Business
SONS & DAUGHTERS OF LOWES ISLAND	80 M STREET SE	6 51% + Women Owned Business	51% + Black or African American Owned Business
Robinsons, LLC	53 DANBURY STREET SW	8 51% + Men Owned Business	51% + Black or African American Owned Business
INSPR MEDIA LLC	2924 10TH STREET NE	5 51% + Women Owned Business	51% + Black or African American Owned Business
Embarq Solutions, LLC	1227 Marion Barry Avenue	8 51% + Women Owned Business	51% + Black or African American Owned Business
Simple Technology Solutions, Inc.	1775 I STREET NW	2 51% + Men Owned Business	51% + Black or African American Owned Business
Tildora Systems LLC	4202 GRANT STREET NE	7 51% + Men Owned Business	51% + Black or African American Owned Business
Gotham Urban Ventures	4530 CONNECTICUT AVENUE	3 51% + Women Owned Business	51% + Black or African American Owned Business
iHealth Innovative Solutions	2101 L STREET NW, Suite	2 51% + Men Owned Business	51% + Black or African American Owned Business
Washington Door and Hardware LLC	5764 2ND STREET NE	4 51% + Women Owned Business	51% + Black or African American Owned Business
CAPITOL PERCUSSION	1017 3RD PLACE SE	8 51% + Men Owned Business	51% + Black or African American Owned Business
LUHF & LUMM, LLC	1220 4TH STREET SW	6 51% + Women Owned Business	51% + Black or African American Owned Business
MNK Consultant, Inc.	800 MAINE AVENUE SW	6 51% + Men Owned Business	51% + Non-White Owned Business
MTB Enterprises DBA Brandire	P.O. Box 73024	1 51% + Women Owned Business	51% + Black or African American Owned Business
MAKKFX TECHNOLOGIES LLC.	3225 GRACE STREET NW	2 51% + Women Owned Business	51% + Black or African American Owned Business
A Surface, LLC	500 IRVING STREET NW	1 51% + Women Owned Business	51% + White Owned Business
The Coles Group LLC	716 10TH STREET NE	6 51% + Men Owned Business	51% + Black or African American Owned Business
Thoron Capital LLC	1080 WISCONSIN AVENUE	2 51% + Men Owned Business	51% + Black or African American Owned Business
South River Partners, LLC	4717 6TH STREET NE	5 51% + Men Owned Business	51% + Black or African American Owned Business
Perseverance Staffing, LLC	2121 1ST STREET SW	6 51% + Men Owned Business	51% + Black or African American Owned Business
Square Peg Technologies LLC	80 M STREET SE	6 51% + Men Owned Business	51% + Black or African American Owned Business
EMX Corporation	1 THOMAS CIRCLE NW	2 51% + Women Owned Business	Not Ethnically Classified
EKM Law, PLLC	2131 4TH STREET NE	5 51% + Women Owned Business	51% + White Owned Business
ICT Mondial Inc.	100 M STREET SE, Suite 60	6 51% + Men Owned Business	51% + Black or African American Owned Business
Bayne LLC	3700 HANSBERRY COURT	5 51% + Men Owned Business	51% + Black or African American Owned Business
Washington Opportunity Institute T/A Aspira-USA	119 TENNESSEE AVENUE I	6 51% + Men Owned Business	51% + Black or African American Owned Business
Odyssey Construction LLC	431 G STREET SW	6 51% + Women Owned Business	51% + Black or African American Owned Business
Wa King Cleaning, LLC	917 48TH STREET NE	7 51% + Women Owned Business	51% + Black or African American Owned Business
NSight365 LLC	80 M STREET SE	6 51% + Men Owned Business	51% + Black or African American Owned Business
Ifill/DoubleBack Global Group	80 M STREET SE	6 51% + Women Owned Business	51% + Black or African American Owned Business
Peak Technology Solutions, Inc.	1627 K STREET NW	2 51% + Men Owned Business	51% + Asian Owned Business
Potomac Restoration, Inc.	4514 EADS PLACE NE	7 51% + Men Owned Business	51% + Black or African American Owned Business
The Hamilton Group	4406 GAULT PLACE NE	7 51% + Women Owned Business	51% + Black or African American Owned Business
Carson Coles Cleaning Company LLC	1875 CONNECTICUT AVENUE	1 51% + Men Owned Business	51% + Black or African American Owned Business
Soto Architecture & Urban Design, pllc	1348 T STREET NW	1 51% + Men Owned Business	51% + Hispanic Owned Business
brown's mobile welding service	2477 ALABAMA AVENUE I	8 51% + Men Owned Business	51% + Black or African American Owned Business
Construction and Safety Services, Inc.	212 T STREET NW	1 51% + Men Owned Business	51% + Black or African American Owned Business
Cooper Interiors	70 N STREET SE	8 51% + Women Owned Business	51% + Black or African American Owned Business
EVCON, Inc.	3176 1/2 BLADENSBURG I	5 51% + Men Owned Business	Not Ethnically Classified
Cherry International LLC	4649 NANNIE HELEN BUR	7 51% + Women Owned Business	51% + Black or African American Owned Business
Citadel Firm, LLC	3905 GEORGIA AVENUE N	4 51% + Men Owned Business	51% + Black or African American Owned Business
JLee Associates Inc.	93 DANBURY STREET SW	8 51% + Women Owned Business	51% + Black or African American Owned Business
WhitworthKee Consulting	3346 ALDEN PLACE NE	7 51% + Men Owned Business	51% + Black or African American Owned Business
Capital Consulting LLC DBA Thareso IT	1205 Marion Barry Avenue	8 51% + Men Owned Business	51% + Asian Owned Business
Home Answers Inc	125 36TH STREET NE	7 51% + Men Owned Business	51% + Black or African American Owned Business
Systems Integration, LLC	730 24TH STREET NW Ste	2 51% + Women Owned Business	51% + Native Hawaiian or Other Pacific Islander Owned Business
George Worrell Style LLC	1505 22ND STREET NW	2 51% + Men Owned Business	51% + Black or African American Owned Business
Abstract Evolutions LLC	20 F STREET NW	6 51% + Non-Binary Owned Business	Not Ethnically Classified
American Construct LLC	3421 14TH STREET NW	1 51% + Men Owned Business	51% + Black or African American Owned Business
Clean Decisions LLC	36 18TH STREET SE	7 51% + Men Owned Business	51% + Hispanic Owned Business
AllCity HVAC Services	5336 CALL PLACE SE	7 51% + Men Owned Business	51% + Black or African American Owned Business
The Privacy Advocate LLC	1836 MICHIGAN AVENUE	5 51% + Women Owned Business	51% + Black or African American Owned Business
Principals Quarterback LLC	1345 RITCHIE PLACE NE	5 51% + Men Owned Business	51% + Black or African American Owned Business
Community Tech LLC	1112 11TH STREET NW	2 51% + Men Owned Business	51% + Black or African American Owned Business
Ink Systems LLC	20 F STREET NW	6 51% + Women Owned Business	51% + Black or African American Owned Business
DC CPA Firm	3901 CONNECTICUT AVENUE	3 51% + Men Owned Business	51% + Hispanic Owned Business
1st Needs Medical	80 M STREET SE	6 51% + Men Owned Business	51% + Black or African American Owned Business
Cleaning Trails, LLC	4402 DUBOIS PLACE SE	7 51% + Men Owned Business	51% + Black or African American Owned Business
C. L. Russell Group, LLC	1200 G STREET NW	2 51% + Women Owned Business	51% + Black or African American Owned Business
Cober Johnson & Romney PLLC	2000 M STREET NW, Suite	2 Not Gender Classified	51% + Black or African American Owned Business
Innovius, LLC	763 ANACOSTIA AVENUE	7 51% + Men Owned Business	51% + Black or African American Owned Business
ATEL Consulting Group, LLC	1420 N STREET NW	2 51% + Men Owned Business	51% + Black or African American Owned Business
ACME CONSTRUCTION LLC	5420 BLAINE STREET NE	7 51% + Men Owned Business	51% + Black or African American Owned Business
TRISTAR SOLUTIONS LLC	710 5TH STREET NE	6 51% + Men Owned Business	51% + Black or African American Owned Business
American Protection Professionals	2 M STREET NE	6 51% + Men Owned Business	Not Ethnically Classified
Virtual Emerging Technology Solutions	1101 PENNSYLVANIA AVE	2 51% + Women Owned Business	51% + Black or African American Owned Business
Aureum Solutions	3009 5TH STREET SE	8 51% + Women Owned Business	51% + Black or African American Owned Business
BridgeRod LLC	3344 DENVER STREET SE	7 51% + Women Owned Business	51% + Black or African American Owned Business
ATR CLEANING SERVICES, LLC	3500 14TH STREET NW	1 51% + Women Owned Business	Not Ethnically Classified
Calvin Price Group	3312 BROTHERS PLACE SE	8 51% + Men Owned Business	51% + Black or African American Owned Business
Art and Soul Solutions, Inc.	4914 B STREET SE	7 51% + Women Owned Business	51% + Black or African American Owned Business
Vintage World Rocks LLC t/a Everyday People Coffee	154 UPSAL STREET SE	8 51% + Women Owned Business	51% + Black or African American Owned Business
Casey & Company	3645 SAINT MARYS PLACE	2 51% + Women Owned Business	51% + White Owned Business
Briar Patch Shredding & Recycling, LLC	5335 WISCONSIN AVENUE	3 51% + Women Owned Business	51% + Black or African American Owned Business
AM-KI SERVICES	2623 11TH STREET NW	1 51% + Women Owned Business	51% + Black or African American Owned Business
Penn District LLC	1220 ORREN STREET NE	5 51% + Women Owned Business	51% + Black or African American Owned Business
Montage Development Group	3467 14TH STREET NW, S	1 51% + Men Owned Business	51% + Black or African American Owned Business
Sunshine Construction LLC	1508 17TH STREET NW	2 51% + Men Owned Business	51% + Black or African American Owned Business
D&D Construction LLC	2621 24TH STREET NE	5 51% + Men Owned Business	51% + Black or African American Owned Business

Decca Environmental Solutions Inc.	1224 G STREET SE	6 51% + Women Owned Business	51% + Black or African American Owned Business
Solutions By SF	1676 MARYLAND AVENUE	5 51% + Women Owned Business	51% + Black or African American Owned Business
Raze Construction, LLC	3127 APPLE ROAD NE	5 51% + Men Owned Business	51% + Black or African American Owned Business
The Impact Group, LLC	3102 35TH STREET NE	5 51% + Men Owned Business	51% + Black or African American Owned Business
Chappell's Cleaning Services, LLC	1231 Marion Barry Avenue	8 51% + Women Owned Business	51% + Black or African American Owned Business
The GSN Group, LLC	2101 RHODE ISLAND AVEI	5 51% + Men Owned Business	51% + Black or African American Owned Business
R.B. Group, LLC t/a District Elevators	1607 45TH STREET NW	3 Prefer not to answer	Prefer not to answer
NELAH Enterprise LLC	3525 SOUTH DAKOTA AVI	5 51% + Women Owned Business	51% + Black or African American Owned Business
Elysium LLC	1140 3RD STREET NE	6 51% + Women Owned Business	51% + Black or African American Owned Business
Aku Consulting Inc.	2402 17TH STREET SE	8 51% + Men Owned Business	51% + Black or African American Owned Business
United Construction Services	2300 GOOD HOPE ROAD S	8 51% + Women Owned Business	51% + Black or African American Owned Business
Washington Medical Services, LLC	3923 SOUTH CAPITOL STR	8 51% + Women Owned Business	51% + Black or African American Owned Business
H2 Design Build, LLC	3467 14TH STREET NW	1 51% + Men Owned Business	51% + Black or African American Owned Business
MTEC Services, LLC	100 M STREET SE	6 51% + Women Owned Business	51% + Black or African American Owned Business
Penny Brew LLC	106 47TH STREET NE	7 51% + Women Owned Business	51% + Black or African American Owned Business
Phoenix Infrastructure Group	5315 SHERIER PLACE NW	3 51% + Men Owned Business	51% + Black or African American Owned Business
Shaw Solutions, LLC	3810 CARPENTER STREET	7 51% + Women Owned Business	51% + Black or African American Owned Business
Bradley & Associates, LLC	2918 MINNESOTA AVENUE	7 51% + Non-Binary Owned Business	Not Ethnically Classified
Community Wellness Ventures, LLC	1930 MARTIN LUTHER KIN	8 51% + Women Owned Business	51% + Black or African American Owned Business
Symbiosis DC LLC	1140 3RD STREET NE	6 51% + Women Owned Business	51% + Asian Owned Business
EriTech Consulting LLC	303 35TH STREET NE	7 51% + Women Owned Business	51% + Black or African American Owned Business
Sylver Rain Consulting, LLC	1120 CONNECTICUT AVEN	2 51% + Women Owned Business	51% + Black or African American Owned Business
Trust Consulting Services, Inc.	1250 CONNECTICUT AVEN	2 51% + Women Owned Business	51% + Black or African American Owned Business
Yun Associates, LLC	1050 CONNECTICUT AVEN	2 51% + Men Owned Business	51% + Asian Owned Business
Emergency Wheelchair Towing LLC	810 49TH STREET NE	7 51% + Men Owned Business	51% + Black or African American Owned Business
NJ3Q Technology, LLC	1328 FLORIDA AVENUE N	1 51% + Men Owned Business	51% + Black or African American Owned Business
District Building Supply LLC	1300 I STREET NW	2 51% + Men Owned Business	51% + Asian Owned Business
Chad O'L Public Relations & Events DBA-O'L Lifestyle	1333 NEW HAMPSHIRE A'	2 51% + Men Owned Business	51% + Black or African American Owned Business
7 Pointe Planning, Inc.	4208 BENNING ROAD NE	7 51% + Men Owned Business	51% + Black or African American Owned Business
English Enterprise I, LLC	1413 SHEPHERD STREET N	4 51% + Women Owned Business	51% + Black or African American Owned Business
E-Logic Inc	1025 CONNECTICUT AVEN	2 51% + Men Owned Business	51% + Hispanic Owned Business
The Washington Informer	3117 MARTIN LUTHER KIN	8 51% + Women Owned Business	51% + Black or African American Owned Business
Delon Hampton & Associates, Chartered	900 7TH STREET NW	2 51% + Men Owned Business	51% + Black or African American Owned Business
Jackson & Tull Chartered Engineers	2705 BLADENSBURG ROA	5 51% + Men Owned Business	51% + Black or African American Owned Business
Soil and Land Use Technology, Inc.	1818 NEW YORK AVENUE	5 51% + Men Owned Business	51% + Asian Owned Business
Dixon's Termite & Pest Control, Inc.	7410 GEORGIA AVENUE N	4 51% + Women Owned Business	51% + Black or African American Owned Business
Collins Elevator Service, Inc.	800 HAMLIN STREET NE	5 51% + Women Owned Business	51% + Hispanic Owned Business
System Parking Corporation	2417 BENNING ROAD NE	7 51% + Women Owned Business	51% + Black or African American Owned Business
Corporate Systems Resources, Inc.	1200 G STREET NW	2 51% + Women Owned Business	51% + Black or African American Owned Business
Business Promotion Consultants, Inc.	5028 WISCONSIN AVENUE	3 51% + Men Owned Business	51% + Black or African American Owned Business
Brandes & Cassagnol Engineers, PC	5520 CONNECTICUT AVEN	3 51% + Men Owned Business	51% + Black or African American Owned Business
MVS, Inc.	1020 19TH STREET NW, S	2 51% + Men Owned Business	51% + Asian Owned Business
D. H. Lloyd & Associates, Inc.	1625 K STREET NW	2 51% + Women Owned Business	51% + Black or African American Owned Business
Alpha Security, Inc	2019 MARTIN LUTHER KIN	8 51% + Women Owned Business	51% + Black or African American Owned Business
Powell's Manufacturing Industries, Inc.	258 35TH STREET NE	7 51% + Men Owned Business	51% + Black or African American Owned Business
Arrington Dixon And Associates, Inc. (ADA Inc.)	2401 SHANNON PLACE SE	8 51% + Men Owned Business	51% + Black or African American Owned Business
N.P.P. Contractors, Inc.	7826 EASTERN AVENUE N	4 51% + Men Owned Business	51% + Hispanic Owned Business
Tricon of Washington, D.C., Inc.	412 H STREET NE	6 51% + Women Owned Business	51% + Black or African American Owned Business
Irreno Construction Co., Inc.	1207 34TH STREET NW	2 51% + Men Owned Business	51% + Hispanic Owned Business
DataNet Systems Corporation	1725 I STREET NW	2 51% + Men Owned Business	51% + Native Hawaiian or Other Pacific Islander Owned Business
IMPERIAL CONTRACTOR ASSOCIATES LLC	10 G STREET NE	6 51% + Men Owned Business	51% + Black or African American Owned Business
Simon Development & Construction, Corp.	7600 GEORGIA AVENUE N	4 51% + Men Owned Business	51% + Black or African American Owned Business
Lee and Associates, Inc.	638 I STREET NW	2 51% + Men Owned Business	51% + Asian Owned Business
RSC Electrical & Mechanical Contractors	6035 DIX STREET NE	7 51% + Men Owned Business	51% + Black or African American Owned Business
JMJ, Inc. dba/Addison Auto Parts	3908 PENNSYLVANIA AVE	7 51% + Men Owned Business	51% + Black or African American Owned Business
Bazilio Cobb Associates, PC	2001 L STREET NW	2 51% + Men Owned Business	51% + Black or African American Owned Business
Prince Construction Company, Inc.	1111 Marion Barry Avenue	8 51% + Men Owned Business	51% + Hispanic Owned Business
William Jolley Productions, Inc.	5711 13TH STREET NW	4 Not Gender Classified	51% + Black or African American Owned Business
CRP, Inc.	4301 CONNECTICUT AVEN	3 51% + Women Owned Business	51% + Black or African American Owned Business
Document Systems, Inc.	1220 12TH STREET SE	6 51% + Men Owned Business	51% + Black or African American Owned Business
Precision Wall Tech, Inc	605 RALEIGH PLACE SE	8 51% + Women Owned Business	51% + White Owned Business
Medical Supply Systems, Inc.	5768 2ND STREET NE	4 51% + Women Owned Business	51% + Black or African American Owned Business
KVA Electrical Contractors, Inc.	4193 MINNESOTA AVENUE	7 51% + Men Owned Business	51% + Black or African American Owned Business
Continental Construction, Inc.	3419 14TH STREET NW	1 51% + Men Owned Business	51% + Black or African American Owned Business
Marina General Contractors	6609 Piney Branch Rd. NV	4 51% + Women Owned Business	51% + Hispanic Owned Business
Prospectus Enterprises, Inc.	3 TINGEY SQUARE SE	8 51% + Men Owned Business	51% + Black or African American Owned Business
Tempo Bookstore	4115 WISCONSIN AVENUE	3 51% + Women Owned Business	Not Ethnically Classified
CGH Technologies, Inc.	400 VIRGINIA AVENUE SW	6 51% + Women Owned Business	51% + White Owned Business
Healthcare Services Development Corporation	1329 EMERALD STREET NI	6 51% + Women Owned Business	51% + Black or African American Owned Business
L. S. Caldwell & Associates, Inc.	5427 14TH STREET NW	4 51% + Women Owned Business	51% + Black or African American Owned Business
Emergency 911 Security	4700 MINNESOTA AVENUE	7 51% + Women Owned Business	51% + Black or African American Owned Business
Superior Services & Associates, Inc.	715 QUEBEC PLACE NW	6 51% + Women Owned Business	51% + Black or African American Owned Business
Walton & Green Consultants, L.L.P	3230 BANNEKER DRIVE NI	5 51% + Women Owned Business	51% + Black or African American Owned Business
Laser Art Inc.	1212 RAUM STREET NE, S	5 51% + Women Owned Business	51% + Black or African American Owned Business
Artisys Corporation	1325 G STREET NW	2 51% + Men Owned Business	51% + Black or African American Owned Business
Curtis Equipment, Inc.	5514 COLORADO AVENUE	4 51% + Men Owned Business	51% + Black or African American Owned Business
Nastos Construction, Inc.	1421 KENILWORTH AVEN	7 51% + Men Owned Business	51% + Hispanic Owned Business
Columbia Enterprises, Inc.	1018 7TH STREET SE	8 51% + Men Owned Business	51% + Black or African American Owned Business
L. A. Howard Construction Company	1016 5TH STREET NE	6 51% + Men Owned Business	51% + Black or African American Owned Business
Avanti Real Estate Services, LLC	3421 14TH STREET NW	1 51% + Women Owned Business	51% + Black or African American Owned Business

Ross Professional Services, LLC	6230 3RD STREET NW	4 51% + Women Owned Business	51% + Black or African American Owned Business
Dupont Computers, Inc.	1300 I STREET NW	2 51% + Men Owned Business	Not Ethnically Classified
JOHN-JOHN INC.	2209 CHANNING STREET I	5 51% + Women Owned Business	51% + Black or African American Owned Business
Motiv Services Incorporated ? SUSPENDED	1508 EAST CAPITOL STREET	7 51% + Men Owned Business	51% + Black or African American Owned Business
Eastern Plumbing Supply Inc	1121 FLORIDA AVENUE N	6 51% + Women Owned Business	51% + Asian Owned Business
Bradley Site Design, Inc.	1010 Wisconsin Ave NW	2 51% + Women Owned Business	51% + White Owned Business
Healing Hands Physical Therapy, Inc.	3303 STANTON ROAD SE	8 51% + Women Owned Business	51% + Black or African American Owned Business
Precision Systems, Inc.	99 M STREET SE, Suite 75C	8 51% + Men Owned Business	51% + Native Hawaiian or Other Pacific Islander Owned Business
Robinson Associates, LLC	1701 REDWOOD TERRACE	4 51% + Women Owned Business	51% + Black or African American Owned Business
Squeaky Clean Janitorial Services, Inc.	216 34TH STREET SE	7 51% + Men Owned Business	51% + Black or African American Owned Business
A&F Engineers, Inc.	1112 16TH STREET NW	2 51% + Women Owned Business	51% + White Owned Business
General Merchandise/Supplies Unlimited	2221 ADAMS PLACE NE	5 51% + Men Owned Business	51% + Black or African American Owned Business
Star Office Products, Inc.	2200 PENNSYLVANIA AVE	2 51% + Women Owned Business	51% + Asian Owned Business
All-U-Need Personnel, Inc.	1712 I STREET NW	2 51% + Women Owned Business	51% + Black or African American Owned Business
Vantix, Inc.	1 P STREET NW	5 51% + Men Owned Business	51% + Black or African American Owned Business
Gatekeepers Internet Marketing, Inc.	1654 33RD STREET NW	2 51% + Men Owned Business	51% + Black or African American Owned Business
J-Dos Internationale, Inc.	4506 14TH STREET NW	4 51% + Women Owned Business	51% + Black or African American Owned Business
United General Contractors	1232 4TH STREET NE	6 51% + Men Owned Business	51% + Black or African American Owned Business
Flash Glass & Mirror Co. Inc.	1232 4TH STREET NE	6 51% + Men Owned Business	51% + Black or African American Owned Business
Telecommunications Development Corp.	1919 13TH STREET NW	1 51% + Men Owned Business	51% + Black or African American Owned Business
H.E.P. Construction, Inc.	1227 Marion Barry Avenue	8 51% + Men Owned Business	51% + Black or African American Owned Business
Clean Team Janitorial Service	700 12TH STREET NW	2 51% + Men Owned Business	51% + Black or African American Owned Business
AFC Management Services	1875 K STREET NW	2 51% + Women Owned Business	51% + Black or African American Owned Business
Enlightened Inc.	1205 Marion Barry Avenue	8 51% + Men Owned Business	51% + Black or African American Owned Business
The O'Riordan Bethel Law Firm, LLP	1314 19TH STREET NW	2 51% + Women Owned Business	51% + Black or African American Owned Business
The Henry Group, Management Consulting Professio	2125 32ND PLACE SE	7 51% + Men Owned Business	51% + Black or African American Owned Business
Mogoo, Inc.	1017 BRENTWOOD ROAD	5 51% + Men Owned Business	51% + Black or African American Owned Business
Aligned Development Strategies, Inc.	1900 L STREET NW	2 51% + Men Owned Business	51% + Black or African American Owned Business
FRANCIS AWOYERA & ASSOCIATES, PC	7600 GEORGIA AVENUE N	4 51% + Men Owned Business	51% + Black or African American Owned Business
P & D Contractors, LLC	6115 CHILLUM PLACE NE	4 51% + Men Owned Business	51% + Black or African American Owned Business
EHT Traceries, Inc.	440 MASSACHUSETTS AVI	6 51% + Women Owned Business	51% + White Owned Business
U-Street Parking, Inc.	1208 9TH STREET NW	2 51% + Men Owned Business	51% + Black or African American Owned Business
RJ Electric Works, Inc.	2505 17TH STREET NE	5 51% + Men Owned Business	51% + Black or African American Owned Business
Hugh and Associates, Inc.	1928 BENNING ROAD NE	5 51% + Men Owned Business	51% + Black or African American Owned Business
Molecular Systems, Inc.	1818 NEW YORK AVENUE	5 51% + Men Owned Business	51% + Black or African American Owned Business
Neighborhood Development Company, L.L.C. (The)	3232 GEORGIA AVENUE N	1 51% + Non-Binary Owned Business	Not Ethnically Classified
I.S. Enterprises	1324 H STREET NE	6 51% + Men Owned Business	51% + Hispanic Owned Business
ComputerData Solutions, LLC (formerly Computer D	100 M STREET SE	6 51% + Men Owned Business	51% + Black or African American Owned Business
Nationwide Electrical Services, Inc.	3182 BLADENSBURG ROA	5 51% + Men Owned Business	51% + Black or African American Owned Business
Washington Business Group	603 RALEIGH PLACE SE, RI	8 51% + Men Owned Business	51% + Asian Owned Business
F & L Construction, Inc.	1512 Marion Barry Avenue	8 51% + Men Owned Business	51% + Black or African American Owned Business
Sentry Security International Inc.	2200 PENNSYLVANIA AVE	2 51% + Men Owned Business	51% + Black or African American Owned Business
Page After Page Business Systems	800 MAINE AVENUE SW	6 51% + Men Owned Business	51% + Black or African American Owned Business
District Supply	7826 EASTERN AVENUE N	4 51% + Men Owned Business	51% + Black or African American Owned Business
Changing Technologies, Inc.	3602 13TH STREET NW	1 51% + Men Owned Business	51% + Black or African American Owned Business
TRULITE Electrical Services, LLC	3422 HIGHWOOD DRIVE S	7 51% + Non-Binary Owned Business	Not Ethnically Classified
General Services, Inc.	3613 GEORGIA AVENUE N	1 51% + Women Owned Business	51% + Black or African American Owned Business
Capitol City Associates, Inc.	2307 SKYLAND PLACE SE	8 51% + Women Owned Business	51% + Black or African American Owned Business
Zane Networks, LLC	1205 Marion Barry Avenue	8 51% + Women Owned Business	51% + Black or African American Owned Business
DIGIDOC, Inc. T/A Document Managers	7331 GEORGIA AVENUE N	4 51% + Non-Binary Owned Business	Not Ethnically Classified
I & B Associates, Inc.	6925 4TH STREET NW	4 51% + Men Owned Business	51% + Black or African American Owned Business
Limbic Systems	1101 17TH STREET NW	2 51% + Men Owned Business	51% + Black or African American Owned Business
Murphy's Auto Body, Inc.	1710 Marion Barry Avenue	8 51% + Men Owned Business	51% + Black or African American Owned Business
Race Man Tell-A-Pictures, LLC	1320 WEBSTER STREET NE	5 51% + Men Owned Business	51% + Black or African American Owned Business
Browne and Associates, Inc.	6900 33RD STREET NW	4 51% + Women Owned Business	51% + Black or African American Owned Business
Nelson's Welding, Inc.	1235 KENILWORTH AVEN	7 51% + Men Owned Business	51% + Black or African American Owned Business
Spectrum Management, LLC	1229 Pennsylvania Ave. SI	6 51% + Men Owned Business	51% + Black or African American Owned Business
Micon Constructions, Inc.	1200 PERRY STREET NE	5 51% + Men Owned Business	Not Ethnically Classified
Advanced Computer Learning & Consulting, Inc. dba	5115 45TH STREET NW	3 51% + Women Owned Business	51% + White Owned Business
DP Consultants	1313 VERMONT AVENUE	2 51% + Women Owned Business	51% + Black or African American Owned Business
RBK Construction, Inc.	4635 MINNESOTA AVENUE	7 51% + Men Owned Business	51% + Black or African American Owned Business
V.L. Services, Inc. dba Absoulute Organizing Solution	1439 RITTENHOUSE STREI	4 51% + Women Owned Business	51% + Black or African American Owned Business
V-Tech Solutions, Inc	1336 GIRARD STREET NW	1 51% + Men Owned Business	51% + Black or African American Owned Business
Dramatic Solutions, Inc.	1112 11th Street NW, Suii	2 51% + Men Owned Business	51% + Black or African American Owned Business
Hunt Laudi Studio	1504 SWANN STREET NW	2 51% + Women Owned Business	51% + Hispanic Owned Business
MindFinders, Inc.	1200 18TH STREET NW	2 51% + Men Owned Business	51% + Black or African American Owned Business
Be Clean Cleaning Services, Inc	1050 CONNECTICUT AVEN	2 51% + Women Owned Business	51% + Black or African American Owned Business
A Digital Solutions, Inc.	1818 NEW YORK AVENUE	5 51% + Men Owned Business	51% + Black or African American Owned Business
The Cornelius Group, Inc	1350 CONNECTICUT AVEN	2 51% + Non-Binary Owned Business	51% + Black or African American Owned Business
Accurate Mailing Services, Inc.	719 7TH STREET NE	6 51% + Men Owned Business	51% + Black or African American Owned Business
Compass Solutions, LLC	1627 K STREET NW, Suite	2 51% + Non-Binary Owned Business	Not Ethnically Classified
Consys, Inc.	732 KENNEDY STREET NW	4 51% + Men Owned Business	Not Ethnically Classified
POS Construction Incorporated	7408 GEORGIA AVENUE N	4 51% + Women Owned Business	51% + Black or African American Owned Business
American Management Corporation	1330 GERANIUM STREET I	4 51% + Men Owned Business	51% + Black or African American Owned Business
Service Properties, LLC T/A Mac's Tire Service	423 FLORIDA AVENUE NE	6 51% + Women Owned Business	51% + Black or African American Owned Business
Regional Contracting Services, LLC	719 KENNEDY STREET NW	4 51% + Women Owned Business	51% + Black or African American Owned Business
Yakima Supplies, Inc.	1627 K STREET NW	2 51% + Women Owned Business	51% + Black or African American Owned Business
Washington Area Network Services, LLC	1142 BUCHANAN STREET	4 51% + Men Owned Business	51% + Black or African American Owned Business
PRISM INTERNATIONAL LLC	1200 G STREET NW	2 51% + Men Owned Business	51% + Black or African American Owned Business
John Xanthos Inc	700 PENNSYLVANIA AVEN	1 51% + Men Owned Business	51% + White Owned Business

Alexander Matthews dba DEMO KING	4809 GEORGIA AVENUE N	4 51% + Men Owned Business	51% + Black or African American Owned Business
Progressive Physical Therapy Center	901 6TH STREET SW	6 51% + Men Owned Business	51% + Black or African American Owned Business
Progressive Healthcare Inc.	10 G STREET NE	6 51% + Men Owned Business	51% + Black or African American Owned Business
T & G Commercial Cleaning, LLC	1914 BENNING ROAD NE	5 51% + Women Owned Business	51% + Black or African American Owned Business
Kadcon Corporation	1053 31ST STREET NW	2 51% + Men Owned Business	Not Ethnically Classified
National Service Contractors, Inc	2007 B MARTIN LUTHER K	8 51% + Men Owned Business	51% + Black or African American Owned Business
GT Contracting Corporation	1447 PENNSYLVANIA AVE	6 51% + Men Owned Business	51% + Hispanic Owned Business
J.Roberts, Inc	4750 SHERIFF ROAD NE	7 51% + Men Owned Business	51% + Asian Owned Business
Absolute builders	811 WHITTIER PLACE NW	4 51% + Men Owned Business	51% + Hispanic Owned Business
Octane, LLC	1436 U STREET NW	2 Not Gender Classified	51% + Black or African American Owned Business
Premier Consultants International, Inc.	1020 16TH STREET NW	2 51% + Men Owned Business	51% + Black or African American Owned Business
TEAM TECHNOLOGY INC.	819 7TH STREET NW	2 51% + Men Owned Business	51% + Black or African American Owned Business
CSZNet Inc	100 M STREET SE	6 51% + Men Owned Business	51% + Asian Owned Business
Omni- Excavators, Inc	2413 BENNING ROAD NE	7 51% + Men Owned Business	Not Ethnically Classified
ANNUK INCORPORATED	20 F STREET NW	6 51% + Men Owned Business	51% + Native Hawaiian or Other Pacific Islander Owned Business
Prive' Demeure, Inc.	1266 DELAFIELD PLACE NI	5 51% + Women Owned Business	51% + Black or African American Owned Business
Urban Development Ventures, LLC	2002 PERRY STREET NE	5 51% + Men Owned Business	51% + Black or African American Owned Business
Aroli Group, LLC dba Menkiti Group	3401 8TH STREET NE	5 51% + Men Owned Business	51% + Black or African American Owned Business
PoliHire Strategy, LLC	1875 CONNECTICUT AVEN	1 51% + Men Owned Business	51% + Black or African American Owned Business
MSys, Inc.	1025 CONNECTICUT AVEN	2 51% + Men Owned Business	51% + Native Hawaiian or Other Pacific Islander Owned Business
Hard Light Consulting Group	3127 MARTIN LUTHER KIN	8 51% + Men Owned Business	51% + Black or African American Owned Business
Team Consulting, Inc.	1050 CONNECTICUT AVEN	2 51% + Men Owned Business	51% + Black or African American Owned Business
Symbology DC, LLC	1500 MASSACHUSETTS AV	2 51% + Men Owned Business	51% + Black or African American Owned Business
JJPS, Inc.	611 RALEIGH PLACE SE	8 51% + Women Owned Business	51% + Black or African American Owned Business
Professional Management Consulting Services, LLC	700 12TH STREET NW	2 51% + Men Owned Business	51% + Black or African American Owned Business
The Williams Group, LLC	1624 PORTAL DRIVE NW	4 51% + Men Owned Business	51% + Black or African American Owned Business
Metropolitan Office Products	100 M STREET SE	6 51% + Men Owned Business	51% + Black or African American Owned Business
HS Solutions, LLC	4201 CONNECTICUT AVEN	3 Prefer not to answer	Prefer not to answer
Coast 2 Coast Travel Inc.	1025 CONNECTICUT AVEN	2 51% + Women Owned Business	51% + Black or African American Owned Business
CHIROKEI Consulting, LLC	2300 Marion Barry Avenu	8 51% + Women Owned Business	51% + Black or African American Owned Business
Warren Development LLC dba PRO-VIZION	3110 MASSACHUSETTS AV	7 51% + Women Owned Business	51% + Black or African American Owned Business
DJs Hospitality Services	3014 M STREET SE	7 51% + Men Owned Business	51% + Black or African American Owned Business
R. McGhee & Associates, PLLC	2031 FLORIDA AVENUE N	2 51% + Men Owned Business	51% + Black or African American Owned Business
Lily Alvarado	2420 16TH STREET NW	1 51% + Women Owned Business	51% + Hispanic Owned Business
CDandA Cleaning Services	3360 ALDEN PLACE NE	7 51% + Men Owned Business	51% + Black or African American Owned Business
Capital Construction Group, LLC	3321 12TH STREET NE	5 51% + Men Owned Business	51% + Black or African American Owned Business
Sophie-J, LLC	350 G STREET SW	6 51% + Non-Binary Owned Business	Not Ethnically Classified
NBA Office Products	2121 1ST STREET SW, Apt	6 51% + Men Owned Business	51% + Black or African American Owned Business
SZ PM Consultants, Inc.	1730 RHODE ISLAND AVEI	2 51% + Women Owned Business	51% + Native Hawaiian or Other Pacific Islander Owned Business
Eagle Solutions, LLC.	611 L STREET NW	2 51% + Men Owned Business	51% + Black or African American Owned Business
Nerve Bone & Joint Institute PLLC	3 WASHINGTON CIRCLE N	2 Not Gender Classified	Not Ethnically Classified
MBE ELECTRIC SUPPLY, L.L.C.	3525 V STREET NE	5 51% + Men Owned Business	51% + Hispanic Owned Business
Janeiro, Inc.	500 EMERSON STREET NE	5 51% + Men Owned Business	51% + Hispanic Owned Business
CPN-Network, LLC	805 15TH STREET NW	2 51% + Men Owned Business	51% + Black or African American Owned Business
Stonagate Construction Group, LLC	513 HARVARD STREET NW	1 Not Gender Classified	Not Ethnically Classified
Mars Construction, LLC	2405 BENNING ROAD NE	7 51% + Men Owned Business	51% + Hispanic Owned Business
Nation Parking, LLC	700 2ND STREET NE	6 Not Gender Classified	51% + Black or African American Owned Business
Capitol Works, Inc.	6955 GREENVALE STREET	4 51% + Men Owned Business	51% + Black or African American Owned Business
Spencer Equities Inc.	1630 NICHOLSON STREET	4 51% + Women Owned Business	51% + Black or African American Owned Business
The Aquiline Group	1801 COLUMBIA ROAD N'	1 51% + Women Owned Business	51% + Hispanic Owned Business
Designed Services, Inc.	3215 MARTIN LUTHER KIN	8 51% + Women Owned Business	51% + Black or African American Owned Business
R & J Consulting Group, LLC t/a Club Z! In-Home Tut	1633 CRITTENDEN STREET	5 51% + Men Owned Business	51% + Black or African American Owned Business
AJK Enterprise, LLC.	1901 NAYLOR ROAD SE	8 51% + Men Owned Business	51% + Black or African American Owned Business
DC FIRE PROTECTION LLC	1919 5TH STREET NE	5 51% + Non-Binary Owned Business	Not Ethnically Classified
Energy Efficiency Experts LLC	2437 15TH STREET NW	1 51% + Women Owned Business	51% + White Owned Business
RWD Consulting, LLC	1775 T STREET NW	2 51% + Men Owned Business	51% + Black or African American Owned Business
Health Education Development and Training (HEDT)	1518 1ST STREET NW	5 51% + Women Owned Business	51% + Black or African American Owned Business
Community Bridge, Inc.	400 MASSACHUSETTS AVI	6 51% + Women Owned Business	51% + Black or African American Owned Business
Obverse, Inc.	6856 EASTERN AVENUE N	4 51% + Men Owned Business	51% + Black or African American Owned Business
Lyn-Phill Construction, LLC	7826 EASTERN AVENUE N	4 51% + Men Owned Business	51% + Black or African American Owned Business
Bryant Mitchell, PLLC	413 VAN BUREN STREET N	4 51% + Men Owned Business	51% + Black or African American Owned Business
Mosaic Investment Group, LLC dba Mosaic Construc	4201 CATHEDRAL AVENUEI	3 51% + Women Owned Business	51% + White Owned Business
Tech Go-To Guys	737 FAIRMONT STREET N'	1 51% + Men Owned Business	51% + Black or African American Owned Business
H.E. Freeman Enterprises	606 NICHOLSON STREET N	4 51% + Women Owned Business	51% + Black or African American Owned Business
VLi Incorporation	1231 Marion Barry Avenu	8 51% + Women Owned Business	51% + Black or African American Owned Business
Triden Development Group, LLC	700 12TH STREET NW	2 51% + Men Owned Business	51% + Black or African American Owned Business
DC Strategy Group, LLC	3525 ORDWAY STREET NW	3 51% + Women Owned Business	51% + White Owned Business
Winmar, Inc.	1010 WISCONSIN AVENUEI	2 51% + Men Owned Business	51% + Hispanic Owned Business
CultureShockMedia	777 7TH STREET NW	2 51% + Men Owned Business	51% + Black or African American Owned Business
NDS Fix-IT, LLC	3024 OTIS STREET NE	5 51% + Women Owned Business	51% + Black or African American Owned Business
Milani Construction, LLC	2001 MARTIN LUTHER KIN	8 51% + Men Owned Business	51% + White Owned Business
Nesmith Design Group	1303 HAMLIN STREET NE	5 51% + Men Owned Business	51% + Black or African American Owned Business
FIRST CHOICE MASONRY	1818 NEW YORK AVENUE	5 51% + Men Owned Business	51% + Black or African American Owned Business
THE ARGOS GROUP, LLC	45 SUTTON SQUARE SW	6 51% + Men Owned Business	51% + Hispanic Owned Business
Premier Office & Medical Suppliers, LLC	1020 49TH STREET NE	7 51% + Women Owned Business	51% + Black or African American Owned Business
Symmetra Design, LLC	727 15TH STREET NW	2 51% + Women Owned Business	51% + Black or African American Owned Business
Delucchi Plus, LLC	1226 9th Street NW	2 51% + Women Owned Business	51% + White Owned Business
Expediting and Regulatory Services Inc,	5427 14TH STREET NW	4 51% + Men Owned Business	51% + Black or African American Owned Business
Sky, LLC	2614 28TH STREET NE	5 51% + Men Owned Business	51% + Black or African American Owned Business
SRB Communications, LLC	1432 K Street Northwest,	2 51% + Women Owned Business	51% + Black or African American Owned Business

Leone Tech LLC t/a Leone Construction	1928 1ST STREET NW	8 51% + Men Owned Business	51% + Black or African American Owned Business
A&Eheating&A/C LLC	513 11TH STREET SE	6 51% + Men Owned Business	51% + Black or African American Owned Business
Magna Construction and Maintenance Services, Inc.	4400 MACARTHUR BOULV	3 51% + Men Owned Business	51% + Hispanic Owned Business
Alternatives Renewable Solutions, LLC	3196 WESTOVER DRIVE SI	7 Prefer not to answer	Prefer not to answer
Apex International Consulting Inc.	1354 EUCLID STREET NW	1 51% + Men Owned Business	51% + Black or African American Owned Business
Skin Beauty Bar	749 8th Street SE, Washin	6 51% + Women Owned Business	51% + Black or African American Owned Business
Prestige Healthcare Resources, Inc.	1418 Marion Barry Avenue	8 51% + Women Owned Business	51% + Black or African American Owned Business
Star Enterprises Inc.	700 7TH STREET SW	6 51% + Women Owned Business	51% + Black or African American Owned Business
Angel Transporation, LLC (dba Angel Contracting Ser	4701 BENNING ROAD SE	7 Prefer not to answer	Prefer not to answer
The McKenzie Group LLC t/a Ocean Lounge	1220 H STREET NE	6 51% + Women Owned Business	51% + Black or African American Owned Business
Global Incite, LLC	721 BRANDYWINE STREET	8 51% + Women Owned Business	51% + Black or African American Owned Business
Lorna Group Inc.	3200 MARTIN LUTHER KIN	8 51% + Women Owned Business	51% + Black or African American Owned Business
A&M Technologies	1775 I STREET NW	2 51% + Men Owned Business	51% + Black or African American Owned Business
Millennium Design Architects, PLLC	2526 PENNSYLVANIA AVE	7 51% + Men Owned Business	51% + Black or African American Owned Business
Twist and Turns Body Fitness	5521 COLORADO AVENUE	4 51% + Women Owned Business	51% + Black or African American Owned Business
Law Office of Cathy Braxton PLLC	300 NEW JERSEY AVENUE	6 51% + Women Owned Business	51% + Black or African American Owned Business
New System Demolition and Excavation, Inc.	3127 MARTIN LUTHER KIN	8 51% + Women Owned Business	51% + Black or African American Owned Business
H & H Development Group, LLC	2521 RALPH ELLISON WA'	5 51% + Women Owned Business	51% + Black or African American Owned Business
Sol Support LLC	2323 Sherman Avenue NV	1 51% + Women Owned Business	51% + Hispanic Owned Business
SBC Corporation	97 ELMIRA STREET SW	8 51% + Women Owned Business	51% + Black or African American Owned Business
Virginia L. Simmons	3221 11TH STREET NW	1 51% + Women Owned Business	51% + White Owned Business
I-M LLC	2020 19TH PLACE SE	8 51% + Men Owned Business	51% + Black or African American Owned Business
Baker Advisory Group	7826 EASTERN AVENUE N	4 51% + Men Owned Business	51% + Black or African American Owned Business
ZC Solutions LLC	1101 CONNECTICUT AVEN	2 51% + Women Owned Business	51% + Native Hawaiian or Other Pacific Islander Owned Business
KB Cleaning Services, LLC	1310 F STREET NE	6 51% + Women Owned Business	51% + Black or African American Owned Business
the c2 contracting company LLC	7826 EASTERN AVENUE N	4 51% + Men Owned Business	51% + Black or African American Owned Business
ASSET Management Consulting, LLC	100 M STREET SE	6 51% + Women Owned Business	51% + Black or African American Owned Business
MMI Consulting Group, LLC.	5028 WISCONSIN AVENUE	3 51% + Women Owned Business	51% + Black or African American Owned Business
Passionate About You, LLC	4477 B STREET SE	7 51% + Women Owned Business	51% + Black or African American Owned Business
Mimar Ponte Mellor of DC, Architects and Engineers	1000 NEW JERSEY AVENUE	8 51% + Men Owned Business	51% + Native Hawaiian or Other Pacific Islander Owned Business
Cubed Partners	2914 12TH STREET NE	5 51% + Men Owned Business	51% + Black or African American Owned Business
Cap Innovative Design, LLC	730 24TH STREET NW	2 51% + Men Owned Business	Prefer not to answer
Normando's Cleaning Service, LLC	1920 MARTIN LUTHER KIN	8 51% + Men Owned Business	51% + Black or African American Owned Business
Adaptive Green, Inc.	80 M STREET SE	6 Prefer not to answer	Prefer not to answer
DLL Scaffolding, LLC	1818 NEW YORK AVENUE	5 51% + Women Owned Business	51% + Black or African American Owned Business
CleanMyPlace Maintenance & Recycling LLC	1627 K STREET NW	2 51% + Men Owned Business	51% + Black or African American Owned Business
U Street Cleaning Services	1503 9TH STREET NW	5 51% + Men Owned Business	51% + Black or African American Owned Business
District Logistics LLC	2585 RHODE ISLAND AVEI	5 51% + Men Owned Business	51% + Black or African American Owned Business
Turner Development LLC	2901 NORTH CAPITOL STF	5 51% + Men Owned Business	51% + Black or African American Owned Business
Princess P Consulting	1336 TALBERT COURT SE	8 51% + Women Owned Business	51% + Black or African American Owned Business
Brands Build Culture DC, LLC	3514 12TH STREET NE	5 51% + Men Owned Business	51% + Black or African American Owned Business
STK Consulting & Services Inc	1627 K STREET NW	2 Prefer not to answer	Prefer not to answer
Abunai Poke	1920 L STREET NW	2 51% + Women Owned Business	51% + Native Hawaiian or Other Pacific Islander Owned Business
Alliance To End Strong, LLC	5554 B STREET SE	7 51% + Women Owned Business	51% + Black or African American Owned Business
DC Metro Contractors	320 14TH PLACE NE	6 51% + Women Owned Business	51% + Black or African American Owned Business
JLC Management LLC	1654 33RD STREET NW	2 51% + Men Owned Business	51% + Black or African American Owned Business
District 1 Trucking L.L.C.	1711 IRVING STREET NE	5 51% + Men Owned Business	51% + Black or African American Owned Business
Sugatu Consulting, LLC	1775 I STREET NW	2 51% + Men Owned Business	51% + Asian Owned Business
Vivimae Labs LLC	1109 HOLBROOK TERRAC	5 51% + Women Owned Business	51% + Black or African American Owned Business
DC Caulking LLC	601 PENNSYLVANIA AVEN	2 51% + Women Owned Business	51% + White Owned Business
D Henry Group LLC	5326 5TH STREET NW	4 51% + Men Owned Business	51% + Black or African American Owned Business
District Fleet	600 MASSACHUSETTS AVI	2 51% + Men Owned Business	51% + Hispanic Owned Business
The DNA group	1140 3RD STREET NE, Suit	6 51% + Women Owned Business	51% + Black or African American Owned Business
Vous Parlez Consulting LLC	1050 CONNECTICUT AVEN	2 51% + Women Owned Business	51% + Black or African American Owned Business
JAP Construction LLC	2309 18TH STREET NW	1 51% + Men Owned Business	51% + Hispanic Owned Business
Multi-Language World LLC	1342 EASTERN AVENUE N	7 51% + Women Owned Business	51% + Black or African American Owned Business
Precision Capital Partners, LLC	1201 CONNECTICUT AVEN	2 51% + Men Owned Business	51% + Black or African American Owned Business
Brick & Story LLC	1112 42ND STREET NE	7 51% + Women Owned Business	51% + Black or African American Owned Business
Washington DC Hand & Upper Extremity Ambulator	3 WASHINGTON CIRCLE N	2 Not Gender Classified	Not Ethnically Classified
Neo LLC	1140 3RD STREET NE	6 51% + Men Owned Business	51% + Black or African American Owned Business
CSI-NOVA, LLC	655 15TH STREET NW	2 51% + Women Owned Business	51% + Hispanic Owned Business
Woolf Productions LLC	1316 DELAFIELD PLACE N'	4 51% + Women Owned Business	51% + Black or African American Owned Business
J and M Engineering DC LLC	1144 3RD STREET NE	6 51% + Men Owned Business	51% + Black or African American Owned Business
The Roz Company LLC	2914 12TH STREET NE	5 51% + Women Owned Business	51% + Black or African American Owned Business
Innovation Horizons, LLC	2819 27TH STREET NW	3 51% + Men Owned Business	51% + White Owned Business
Talentology, LLC	80 M Street SE, Suite 2-16	6 51% + Women Owned Business	51% + Black or African American Owned Business
JM Utility Group, Inc.	7600 GEORGIA AVENUE N	4 51% + Men Owned Business	51% + Hispanic Owned Business
Seven Colors	1618 GAINESVILLE STREET	8 51% + Men Owned Business	51% + Black or African American Owned Business
Georgetown Technologies LLC DBA The Georgetowr	3006 P STREET NW	2 51% + Women Owned Business	51% + White Owned Business
MK Consulting Firm LLC dba C2FM Services	716 MONROE STREET NE	5 51% + Men Owned Business	51% + Black or African American Owned Business
NBB Media Solutions LLC	132 SHERIDAN STREET NE	4 51% + Women Owned Business	51% + Black or African American Owned Business
NEW ERA VENTURES	311 8TH STREET NE	6 51% + Men Owned Business	51% + Black or African American Owned Business
Curry and Associates, Inc.	635 GALLATIN STREET NW	4 51% + Men Owned Business	51% + Black or African American Owned Business
Quixotec LLC	601 PENNSYLVANIA AVEN	2 51% + Men Owned Business	51% + Black or African American Owned Business
New Columbia Solutions (formerly New Columbia OI	3650 CAMDEN STREET SE	7 51% + Men Owned Business	51% + Black or African American Owned Business
Smart Works LLC	6940 32ND STREET NW	4 Not Gender Classified	Not Ethnically Classified
Navarre Place LLC	1121 COLUMBIA ROAD N'	1 51% + Women Owned Business	51% + Black or African American Owned Business
Garrett Development Group LLC	24 BRYANT STREET NW	5 51% + Men Owned Business	51% + Black or African American Owned Business
Haute and Polished Designs LLC	101 KENNEDY STREET NE	4 51% + Women Owned Business	51% + Black or African American Owned Business
J L Terrell Construction LLC	936 MADISON STREET NW	4 51% + Men Owned Business	51% + Black or African American Owned Business

AgroCulture	5125 QUEEN'S STROLL PL	7 Prefer not to answer	Prefer not to answer
STERLING - DC LLC	3400 24TH STREET NE	5 51% + Women Owned Business	51% + Black or African American Owned Business
The DC Event Planner, LLC	3313 BAKER STREET NE	7 51% + Women Owned Business	51% + Black or African American Owned Business
Estime Management Corporation	1425 H STREET NE	6 51% + Men Owned Business	51% + Black or African American Owned Business
MAS Events LLC	7213 16TH STREET NW	4 51% + Women Owned Business	51% + Black or African American Owned Business
Arena Material Solutions LLC	3628 WRIGHT TERRACE N	5 51% + Men Owned Business	51% + Black or African American Owned Business
Thompson Construction Plus, LLC	1207 WYLIE STREET NE	6 51% + Men Owned Business	Not Ethnically Classified
Hegens Management and Consulting Services	5109 B STREET SE	7 51% + Women Owned Business	51% + Black or African American Owned Business
The JMB Consulting Group, LLC	5219 D STREET SE	7 51% + Women Owned Business	51% + American Indian or Alaska Native Owned Business
Risper Industries, LLC	2644 BIRNEY PLACE SE	8 51% + Women Owned Business	51% + Black or African American Owned Business
Prime Views, LLC	3217 MARTIN LUTHER KIN	8 51% + Men Owned Business	51% + Hispanic Owned Business
Mirror Group	3851 NEWARK STREET NV	3 51% + Women Owned Business	51% + Black or African American Owned Business
DC Life Safety	3421 14TH STREET NW	1 51% + Men Owned Business	51% + Black or African American Owned Business
Measured Performance	3604 24TH STREET NE	5 51% + Women Owned Business	51% + Black or African American Owned Business
The Can, LLC	2217 CHESTER STREET SE	8 51% + Men Owned Business	51% + Black or African American Owned Business
BCOLEGROUP, Inc	5913 2ND PLACE NW	4 51% + Men Owned Business	51% + Black or African American Owned Business
Capital Business Solutions, LLC	3364 ERIE STREET SE	7 51% + Women Owned Business	51% + Black or African American Owned Business
Alpha Power and Alarm Company	530 EDGEWOOD STREET I	5 51% + Women Owned Business	51% + Black or African American Owned Business
MDM Enterprises LLC /DBA Equus Striping	603 RALEIGH PLACE SE	8 51% + Women Owned Business	51% + White Owned Business
TCG Property Care	60 53RD PLACE SE	7 51% + Men Owned Business	51% + Black or African American Owned Business
Bunifu LLC	2909 17TH STREET NE	5 Not Gender Classified	51% + Black or African American Owned Business
Haul Masters, LLC	3146 BUENA VISTA TERRA	8 51% + Men Owned Business	51% + Asian Owned Business
Moya Design Partners, LLC	1308 19TH STREET NW	2 51% + Women Owned Business	51% + Hispanic Owned Business
Verdant DC LLC	6101 16TH STREET NW	4 Prefer not to answer	Prefer not to answer
Metropolitan Development and Holdings, LLC	1140 BRANCH AVENUE SE	7 51% + Men Owned Business	51% + Black or African American Owned Business
Michael Marshall Design	2201 WISCONSIN AVENUE I	3 51% + Men Owned Business	51% + Black or African American Owned Business
HealthBest Services, Inc	4607 Connecticut Ave, NV	3 51% + Women Owned Business	51% + White Owned Business
FogHill, Inc	4402 DUBOIS PLACE SE	7 51% + Men Owned Business	51% + Black or African American Owned Business
Rollins Architecture, Inc	142 UPSAL STREET SE	8 51% + Men Owned Business	51% + Black or African American Owned Business
National Capitol Strategy Group, LLC	7059 BLAIR ROAD NW	4 51% + Men Owned Business	51% + Black or African American Owned Business
Creative Minds Child Care	1308 CLIFTON STREET NW	1 51% + Women Owned Business	51% + Black or African American Owned Business
Center for Innovation, Research, & Transformation i	1200 G STREET NW	2 51% + Men Owned Business	51% + Black or African American Owned Business
Houzmazoo Network LLC	4915 JUST STREET NE	7 51% + Men Owned Business	51% + Black or African American Owned Business
Plwatcher Media Group, LLC	3829 1ST STREET SE	8 51% + Men Owned Business	51% + Black or African American Owned Business
Freedom II Limousine Services LLC828	2409 NAYLOR ROAD SE	8 51% + Men Owned Business	51% + Black or African American Owned Business
Tengen Residential, LLC	213 49TH STREET NE	7 51% + Men Owned Business	51% + Black or African American Owned Business
Kelly Group L.L.C. (The)	3935 ALABAMA AVENUE I	7 51% + Women Owned Business	51% + Black or African American Owned Business
Bamboo Beginnings Doula Services, LLC.	2445 15TH STREET NW	1 51% + Women Owned Business	Not Ethnically Classified
Startech Professionals LLC	318 55TH STREET NE	7 51% + Men Owned Business	51% + Black or African American Owned Business
Elevate Leadership Coaching LLC	2512 Q STREET NW	2 51% + Women Owned Business	51% + Hispanic Owned Business
Market Me Consulting	1222 4TH STREET NW Apt	2 51% + Men Owned Business	51% + Black or African American Owned Business
Build DMV, LLC	1218 TRENTON PLACE SE	8 51% + Men Owned Business	51% + Asian Owned Business
RETT Consulting Group, LLC.	568 FOXHALL PLACE SE	8 51% + Men Owned Business	51% + Black or African American Owned Business
MC Engineers, INC	4345 NEBRASKA AVENUE	3 51% + Women Owned Business	51% + White Owned Business
East River Ventures LLC	3939 BENNING ROAD NE	7 Prefer not to answer	Prefer not to answer
IMB Sign & Design Solutions Inc dba Signarama DC N	316 F STREET NE	6 51% + Women Owned Business	51% + Black or African American Owned Business
SPD Contracting Inc.	2714 GEORGIA AVENUE N	1 51% + Men Owned Business	51% + Hispanic Owned Business
Volttel Solutioin LLC	1817 24TH PLACE SE	8 51% + Men Owned Business	51% + Black or African American Owned Business
Rooted Therapeutics, LLC	7600 GEORGIA AVENUE N	4 51% + Women Owned Business	51% + Black or African American Owned Business
LEE EDUCATIONAL SERVICES LLC	836 49TH STREET NE	7 51% + Men Owned Business	51% + Black or African American Owned Business
Aim Technical Group	830 51ST STREET NE	7 51% + Men Owned Business	51% + Black or African American Owned Business
Aridai Consulting LLC	402 BURBANK STREET SE	7 51% + Women Owned Business	51% + Black or African American Owned Business
IKI Enterprise Inc	4135 WHEELER ROAD SE	8 51% + Women Owned Business	51% + Black or African American Owned Business
KONSTRUCTURE LLC	539 QUINCY STREET NW	4 51% + Men Owned Business	Not Ethnically Classified
Incapsulate, LLC	650 MASSACHUSETTS AVI	2 51% + Women Owned Business	51% + Asian Owned Business
K & J Refinishing Company LLC	709 BRANDYWINE STREET	8 51% + Women Owned Business	51% + Black or African American Owned Business
Avad LLC	2000 PENNSYLVANIA AVE	2 51% + Men Owned Business	51% + Black or African American Owned Business
Campbell Construction	1425 H STREET NE	6 51% + Men Owned Business	51% + Black or African American Owned Business
MP Services LLC	1627 K STREET NW	2 51% + Women Owned Business	51% + Black or African American Owned Business
Legacy General Contractors LLC	4811 6TH STREET NE	5 51% + Women Owned Business	51% + Black or African American Owned Business
Vertical Haiku LLC	2101 L STREET NW	2 51% + Men Owned Business	51% + Black or African American Owned Business
C R Construction Group Inc.	800 MAINE AVENUE SW	6 51% + Men Owned Business	51% + Hispanic Owned Business
Simms Construction, LLC	2741 MARTIN LUTHER KIN	8 51% + Men Owned Business	51% + Black or African American Owned Business
ABA Consulting LLC	1300 I STREET NW	2 51% + Women Owned Business	51% + Black or African American Owned Business
Lincoln Project Management & Consulting - A Bella,	1229 F STREET NE	6 51% + Men Owned Business	51% + Hispanic Owned Business
The Digital Sauce dba Black Digital	200 MASSACHUSETTS AVI	2 51% + Men Owned Business	51% + Black or African American Owned Business
Bluebird Advisors LLC	900 EVARTS STREET NE	5 51% + Men Owned Business	51% + Asian Owned Business
Ntam Construction, LLC	3714 FORT LINCOLN DRIV	5 51% + Men Owned Business	51% + Black or African American Owned Business
The Young Creative Group dba The Privy Group	1324 MORRIS ROAD SE	8 51% + Women Owned Business	51% + Black or African American Owned Business
BlueTee Construction Inc.	1775 I STREET NW	2 51% + Women Owned Business	51% + Black or African American Owned Business
E7STRATEGIES INC.	1620 Q STREET NW	2 51% + Women Owned Business	Not Ethnically Classified
Techflairs Inc	804 30TH STREET SE	7 51% + Women Owned Business	51% + Native Hawaiian or Other Pacific Islander Owned Business
LPJ Legal PLLC	5629 EADS STREET NE	7 51% + Women Owned Business	51% + Black or African American Owned Business
Toogood Construction, LLC	412 H STREET NE	6 51% + Men Owned Business	51% + Black or African American Owned Business
Atmos Solutions Inc	6856 EASTERN AVENUE N	4 51% + Men Owned Business	51% + Asian Owned Business
Studio AKA LLC	213 6TH STREET NE	6 51% + Women Owned Business	51% + White Owned Business
Area Real Estate, Co.	200 MASSACHUSETTS AVI	6 51% + Women Owned Business	51% + Black or African American Owned Business
Total Life Consultancy LLC	765 WHEELER HILL DRIVE	8 51% + Women Owned Business	51% + Black or African American Owned Business
Softmax	1627 K STREET NW	2 51% + Men Owned Business	51% + Native Hawaiian or Other Pacific Islander Owned Business
Hodebaba International LLC (registered business nar	4429 KANE PLACE NE	7 51% + Men Owned Business	51% + Black or African American Owned Business


1013 Enterprise	20 F STREET NW	6 51% + Women Owned Business	51% + Black or African American Owned Business
K&C Construction LLC	4333 G STREET SE	7 51% + Women Owned Business	51% + Hispanic Owned Business
RUN VEGGIE, LLC	2154 24TH PLACE NE	5 51% + Men Owned Business	51% + Black or African American Owned Business
Wannas, LLC	2828 10TH STREET NE	5 51% + Men Owned Business	51% + American Indian or Alaska Native Owned Business
J.A.W. Therapy LLC	714 55TH STREET NE	7 51% + Women Owned Business	51% + Black or African American Owned Business
HEP Development	1227 Marion Barry Avenue	8 51% + Men Owned Business	51% + Black or African American Owned Business
Helping Hands Cleaning Service, LLC	1231 Marion Barry Avenue	8 51% + Women Owned Business	51% + Black or African American Owned Business
PEEK LLC	914 PENNSYLVANIA AVEN	6 51% + Men Owned Business	51% + Black or African American Owned Business
Metropolitan Cleaning Services	5043 13TH STREET NE	5 51% + Women Owned Business	51% + Hispanic Owned Business
Cole Consulting, Inc.	2933 FORT BAKER DRIVE S	7 51% + Women Owned Business	51% + Black or African American Owned Business
CAPITAL CITY PROTECTIVE SOLUTIONS	1326 H STREET NE	7 51% + Women Owned Business	51% + Black or African American Owned Business
Ateya Productions, LLC	3249 THEODORE R HAGAI	5 51% + Women Owned Business	51% + Black or African American Owned Business
Genuine Equity Firm LLC	1231 Marion Barry Avenue	8 51% + Men Owned Business	51% + Black or African American Owned Business
PAC GROUP LLC	1722 U STREET NW	2 51% + Men Owned Business	51% + Black or African American Owned Business
Community Cafe Express LLC	1231 Marion Barry Avenue	8 51% + Men Owned Business	51% + Black or African American Owned Business
Light Weight Technologies, LWT LLC	4708 8TH STREET NE	5 51% + Women Owned Business	51% + Black or African American Owned Business
Focus Consulting	716 ROXBORO PLACE NW	4 51% + Men Owned Business	51% + Black or African American Owned Business
Modulus LLC	1050 CONNECTICUT AVEN	2 51% + Men Owned Business	51% + Asian Owned Business
ALM Agency LLC dba ALMA	200 MASSACHUSETTS AVI	6 51% + Men Owned Business	51% + White Owned Business
Jackson Holdings LLC dba District Flora	210 56TH STREET NE	7 51% + Men Owned Business	51% + Black or African American Owned Business
Crescent Construction of DC	3200 MARTIN LUTHER KIN	8 51% + Men Owned Business	51% + Black or African American Owned Business
HardHat Diplomat	3400 11TH STREET NW	1 51% + Women Owned Business	51% + White Owned Business
Queen P.I.N. LLC	3732 BURNHAM PLACE N	7 51% + Women Owned Business	51% + Black or African American Owned Business
CCS Tech Inc.	100 M STREET SE	6 51% + Men Owned Business	51% + Black or African American Owned Business
Determined by Design	1142 BRANCH AVENUE SE	7 51% + Women Owned Business	51% + Black or African American Owned Business
Now Hope 2 Reality, LLC	1100 1ST STREET SE	6 51% + Women Owned Business	51% + Black or African American Owned Business
Adams tech Connect LLC	1262 TALBERT STREET SE	8 Prefer not to answer	Prefer not to answer
DC SUSTAINABLE DESIGN BUILD INC	2629 WADE ROAD SE	8 51% + Men Owned Business	51% + Black or African American Owned Business
Elleevate Productions LLC	4836 7TH STREET NW	4 51% + Women Owned Business	51% + Black or African American Owned Business
The Fresh Food Factory Market	1231 Marion Barry Avenue	8 51% + Women Owned Business	51% + Black or African American Owned Business
Potomac Supply Company LLC	820 H STREET NE	6 51% + Men Owned Business	51% + Black or African American Owned Business
Eagle Eye Photos	2617 DOUGLAS PLACE SE	8 51% + Women Owned Business	51% + Black or African American Owned Business
Turning Point Concept, LLC	1508 EAST CAPITOL STREE	6 51% + Women Owned Business	51% + Black or African American Owned Business
Bara Educational Training	3118 NEWTON STREET NE	5 51% + Women Owned Business	51% + Black or African American Owned Business
Advantageous Strategies, LLC	604 LONGFELLOW STREET	4 51% + Women Owned Business	51% + Black or African American Owned Business
RDC HOSPITALITY	2800 10TH STREET NE	5 51% + Men Owned Business	Prefer not to answer
RLS Construction Inc.	1818 NEW YORK AVENUE	5 51% + Men Owned Business	51% + Black or African American Owned Business
Salvi Associates LLC	2101 CHAMPLAIN STREET	1 51% + Men Owned Business	Not Ethnically Classified
Heartbeats of DC	5216 CLAY STREET NE	7 51% + Women Owned Business	51% + Black or African American Owned Business
VLEC Communications Inc.	1133 14TH STREET NW	2 51% + Men Owned Business	51% + Black or African American Owned Business
Excalibur Legal Staffing, LLC DBA The Excalibur Group	1429 Marion Barry Avenue	8 51% + Men Owned Business	51% + Black or African American Owned Business
3109, LLC	3109 MARTIN LUTHER KIN	8 51% + Men Owned Business	51% + Black or African American Owned Business
KGL Communications	1607 17TH STREET NW	2 51% + Women Owned Business	Prefer not to answer
Inclusive Work Solutions LLC	638 COLUMBIA ROAD NW	1 51% + Women Owned Business	51% + Black or African American Owned Business
Accelere LLC	4626 H STREET SE	7 51% + Women Owned Business	51% + Black or African American Owned Business
Sage Studio LLC	3340 NORTHAMPTON ST	4 51% + Women Owned Business	51% + White Owned Business
DC Tehnology Systems LLC	80 M STREET SE	6 51% + Women Owned Business	51% + Black or African American Owned Business
Daily Office Solutions LLC	1245 5TH STREET NW	2 51% + Men Owned Business	51% + Black or African American Owned Business
Power Capitol Group, LLC	1231 Marion Barry Avenue	8 51% + Men Owned Business	51% + Black or African American Owned Business
HomeGrower, Inc.	1629 K STREET NW	2 51% + Men Owned Business	51% + Black or African American Owned Business
Development Innovation System C (DISC), L.L.C	4613 B STREET SE	7 51% + Men Owned Business	Prefer not to answer
Lalini Enterprises LLC dba LE Global	1400 MONTAGUE STREET	4 51% + Women Owned Business	51% + Asian Owned Business
A Contracting Company LLC.	1530 A STREET NE	6 51% + Men Owned Business	51% + Black or African American Owned Business
WERS Group LLP	1625 K STREET NW	2 51% + Women Owned Business	Not Ethnically Classified
CEA Enterprise, LLC	103 MISSOURI AVENUE N	4 51% + Women Owned Business	51% + Black or African American Owned Business
D.I.G. Cleaning Services, LLC	47 ALLISON STREET NE	5 51% + Men Owned Business	51% + Hispanic Owned Business
Immersive Strategies	1633 LANG PLACE NE	5 51% + Women Owned Business	51% + Black or African American Owned Business
Kavle Consulting, LLC	1827 6TH STREET NW	2 51% + Women Owned Business	51% + Asian Owned Business
Keet Consulting L.L.C.	1317 SHEPHERD STREET N	4 51% + Women Owned Business	51% + Black or African American Owned Business
Wiggins Consulting, llc	1357 R STREET NW	2 51% + Women Owned Business	51% + Black or African American Owned Business
Captivate Perspectives	900 7TH STREET NW #651	2 51% + Men Owned Business	51% + Black or African American Owned Business
Empower Infrastructure	1140 3RD STREET NE	6 51% + Women Owned Business	Not Ethnically Classified
METROPOLITAN SOLAR INC.	3215 MARTIN LUTHER KIN	8 51% + Men Owned Business	51% + Black or African American Owned Business
The Bailey Group LLC	2108 38TH STREET SE	7 51% + Women Owned Business	51% + Black or African American Owned Business
Sheila Enterprise LLC	1914 BENNING ROAD NE,	5 51% + Women Owned Business	51% + Black or African American Owned Business
Griffin	3078 CLINTON STREET NE	5 51% + Women Owned Business	Prefer not to answer
Embolden Real Estate, LLC	2227 20TH STREET NW	1 51% + Women Owned Business	51% + Black or African American Owned Business
IGNITE SERVICES LLC	5117 5TH STREET NW	4 51% + Women Owned Business	51% + Black or African American Owned Business
District Financial and Advisory Services	410 RHODE ISLAND AVEN	8 51% + Men Owned Business	51% + Black or African American Owned Business
Quality Landscaping Services LLC	3311 OXON RUN ROAD SE	8 51% + Men Owned Business	51% + Black or African American Owned Business
SYSMEGA LLC	1200 G STREET NW	2 51% + Men Owned Business	51% + Hispanic Owned Business
Dynamic Green Radiance LLC	1200 G STREET NW	2 51% + Men Owned Business	51% + Black or African American Owned Business
A NEW IMAGE BY ACIA LLC	705 FLORIDA AVENUE NW	1 51% + Women Owned Business	51% + Black or African American Owned Business
G Michelle Consulting, LLC	1150 4TH STREET SW	6 51% + Women Owned Business	51% + Black or African American Owned Business
Ellesipea LLC	4270 FOOTE STREET NE	7 51% + Women Owned Business	51% + Black or African American Owned Business
876 Events & Rentals LLC	3232 BANNEKER DRIVE NI	5 51% + Women Owned Business	51% + Black or African American Owned Business
Adlai Consulting Solutions	3231 STANTON ROAD SE	8 Prefer not to answer	Prefer not to answer
SOS Human Capital Solutions	1101 PENNSYLVANIA AVE	2 51% + Women Owned Business	51% + Black or African American Owned Business
South River Contractors, Inc.	700 PENNSYLVANIA AVEN	6 51% + Women Owned Business	51% + Asian Owned Business
Onyx Technological Enterprises	842 52ND STREET NE	7 51% + Women Owned Business	51% + Black or African American Owned Business

All Bets Inc.	1710 7TH STREET NW	2 51% + Women Owned Business	51% + Black or African American Owned Business
FOXXSTEM DC LLC	1400 16TH STREET NW	2 51% + Men Owned Business	Prefer not to answer
Plena Counseling & Consulting, LLC.	5325 CHILLUM PLACE NE	5 51% + Women Owned Business	51% + Hispanic Owned Business
Alltech L.L.C	2109 R STREET SE	8 51% + Women Owned Business	51% + Black or African American Owned Business
K AND K SOLUTIONS	950 MAINE AVENUE SW	6 51% + Women Owned Business	51% + White Owned Business
M Resumes and Career Consulting	739 MADISON STREET NW	4 51% + Women Owned Business	51% + Black or African American Owned Business
READY2GO,LLC	1304 ADAMS STREET NE	5 51% + Men Owned Business	51% + Black or African American Owned Business
BioMetrix Solutions	2617 DOUGLAS PLACE SE	8 51% + Women Owned Business	51% + Black or African American Owned Business
DMV Medical Trans Inc.	2615 EVARTS STREET NE	5 51% + Women Owned Business	51% + Black or African American Owned Business
ASA Commercial Solutions	1839 MONROE STREET NE	5 51% + Men Owned Business	51% + Black or African American Owned Business
EVA Biz Solutions, LLC	4201 CATHEDRAL AVENUE	3 51% + Women Owned Business	51% + Black or African American Owned Business
OneVUE Consulting	5070 CENTRAL AVENUE SI	7 51% + Men Owned Business	51% + Black or African American Owned Business
CAPITAL PREMIER CONSTRUCTION LIMITED LIABILITY	650 MASSACHUSETTS AVI	2 Prefer not to answer	51% + Black or African American Owned Business
IPADE LLC	1700 CONNECTICUT AVEN	2 51% + Women Owned Business	51% + Black or African American Owned Business
StudioH t/a To Be Done	4415 KANSAS AVENUE NV	4 51% + Men Owned Business	51% + Non-White Owned Business
Thorpe Communications LLC	1140 3RD STREET NE	6 51% + Men Owned Business	51% + Black or African American Owned Business
Rhodes CrockWright LLC	2300 GOOD HOPE ROAD S	8 51% + Women Owned Business	51% + Black or African American Owned Business
SM Brown Consulting, LLC	1308 19TH STREET NW	2 51% + Women Owned Business	51% + Black or African American Owned Business
LMK Building Services, Inc. t/a Bedrock Building Ser	1140 3RD STREET NE	6 51% + Men Owned Business	51% + Hispanic Owned Business
3 Heads Creative LLC	508 KENNEDY STREET NW	4 51% + Women Owned Business	51% + Hispanic Owned Business
Creations by EME LLP (dba Events by EME)	707 LONGFELLOW STREE	4 Not Gender Classified	51% + Black or African American Owned Business
mortell industries	1231 Marion Barry Avenu	8 51% + Women Owned Business	51% + Black or African American Owned Business
LT Development Group, LLC	1200 G STREET NW, Suite	2 51% + Men Owned Business	51% + Hispanic Owned Business
Queens Energy Conservation LLC	3364 6TH STREET SE	8 51% + Women Owned Business	51% + Black or African American Owned Business
Otha's Carpentry LLC	125 GALVESTON PLACE SI	8 51% + Men Owned Business	51% + Black or African American Owned Business
District Disinfect Services LLC	903 52ND STREET NE	7 51% + Women Owned Business	51% + Black or African American Owned Business
KAY Construction & Janitorial Services	3112 SOUTH DAKOTA AVI	5 51% + Women Owned Business	51% + Black or African American Owned Business
The Boss Blueprint LLC	1200 SAVANNAH STREET S	8 51% + Women Owned Business	51% + Black or African American Owned Business
DC SUSHI LLC DBA Mita Ethio-Japanese Cafe	703 KENNEDY STREET NW	4 51% + Women Owned Business	51% + Black or African American Owned Business
BOUQUET LABS DC LLC	10 G STREET NE	6 51% + Men Owned Business	51% + Black or African American Owned Business
IN-Position Solutions	1231 Marion Barry Avenu	8 51% + Women Owned Business	51% + Black or African American Owned Business
School Health Partners LLC	100 M STREET SE	6 51% + Women Owned Business	51% + Black or African American Owned Business
Crown Elevate Project LLC	1331 4TH STREET SE	8 51% + Women Owned Business	51% + Black or African American Owned Business
Tiye Consulting	1627 K STREET NW	2 51% + Women Owned Business	51% + Black or African American Owned Business
Partners for Equitable Community Growth	231 18TH STREET SE	7 51% + Men Owned Business	51% + Black or African American Owned Business
Boundary Street Partners LLC	1620 GALES STREET NE	7 51% + Men Owned Business	51% + Black or African American Owned Business
RI Engineering, Inc.	4317 E STREET SE	7 51% + Men Owned Business	51% + Black or African American Owned Business
Global Strategic Advisors Group LLC	916 PENNSYLVANIA AVEN	6 51% + Women Owned Business	51% + Black or African American Owned Business
MRW CONTRACTING LLC	200 K STREET NE	6 51% + Men Owned Business	51% + Black or African American Owned Business
ALADE LLC	814 A T STREET NW	1 51% + Men Owned Business	51% + Black or African American Owned Business
Crocus, LLC	810 7TH STREET NE	6 51% + Women Owned Business	51% + Hispanic Owned Business
CSG Urban Partners, LLC	875 N STREET NW, Suite 2	2 Not Gender Classified	51% + Black or African American Owned Business
TADE Group LLC	1725 I STREET NW	2 51% + Women Owned Business	51% + Black or African American Owned Business
Black Acre Corporation	5400 32ND STREET NW	4 51% + Men Owned Business	51% + Black or African American Owned Business
Conroy Landscape Architecture, LLC	409 COLUMBIA ROAD NW	1 51% + Women Owned Business	Prefer not to answer
James Law PLLC	3127 FORT LINCOLN DRIV	5 Prefer not to answer	51% + Black or African American Owned Business
InterContinental Build, LLC	1231 Marion Barry Avenu	8 51% + Men Owned Business	51% + Black or African American Owned Business
Jacksons Cleaning & Beyond LLC	1635 V STREET SE	8 51% + Men Owned Business	51% + Black or African American Owned Business
KenCove Holdings Limited Liability Company	1115 BRANCH AVENUE SE	7 51% + Women Owned Business	51% + Black or African American Owned Business
AND ACCESS LLC	1027 6TH STREET NE	1 51% + Men Owned Business	51% + Black or African American Owned Business
The Write Consulting Group L.L.C	1262 TALBERT STREET SE	8 51% + Women Owned Business	51% + Black or African American Owned Business
GM CLEANING LLC	5215 GEORGIA AVENUE N	4 51% + Women Owned Business	51% + Black or African American Owned Business
FORTE MANAGEMENT SERVICES	1017 3RD PLACE SE	8 51% + Men Owned Business	51% + Black or African American Owned Business
Captiva L.L.C	2614 10TH STREET NE	5 51% + Women Owned Business	51% + Hispanic Owned Business
Inspire Consulting LLC	7600 GEORGIA AVENUE N	4 51% + Men Owned Business	51% + Black or African American Owned Business
Empact LLC t/a Vervoer	2713 24TH STREET NE	5 51% + Men Owned Business	51% + Black or African American Owned Business
Prosperity Project Management LLC	1230 EUCLID STREET NW	1 51% + Women Owned Business	51% + Black or African American Owned Business
MStaar	1717 K STREET NW, Suite	2 51% + Women Owned Business	51% + Black or African American Owned Business
PRECISION CARE HEALTH SERVICES LLC	7600 GEORGIA AVENUE N	4 51% + Women Owned Business	51% + Black or African American Owned Business
Excelerated Health LLC	728 RIDGE ROAD SE	7 51% + Women Owned Business	51% + Black or African American Owned Business
Districtfazed Barbershop	125 L STREET SE	6 51% + Men Owned Business	51% + Black or African American Owned Business
DC Trusted Remedies of Organic Plants (DC TROOP)	1231 Marion Barry Avenu	8 51% + Men Owned Business	51% + Black or African American Owned Business
WOMEN AT WORK L.L.C.	4528 4TH STREET NW	4 51% + Women Owned Business	51% + Black or African American Owned Business
Street Work LLC	1529 42ND STREET SE	7 51% + Men Owned Business	51% + Black or African American Owned Business
Nimbus Solutions Provider	1301 K STREET NW	2 51% + Men Owned Business	51% + Black or African American Owned Business
Veterans 3 Janitorial, LP	215 DIVISION AVENUE NE	7 51% + Men Owned Business	51% + Black or African American Owned Business
Amitie Enterprises	403 COLUMBIA ROAD NW	1 51% + Women Owned Business	51% + Black or African American Owned Business
Crown Construction, Inc.	7603 GEORGIA AVENUE N	4 51% + Non-Binary Owned Business	Not Ethnically Classified
East of the River IT Training Solutions	2303 GOOD HOPE COURT	8 51% + Men Owned Business	51% + Black or African American Owned Business
Valet Elements LLC	1205 TRENTON PLACE SE	8 51% + Men Owned Business	51% + Black or African American Owned Business
CC Tech Consulting LLC	3018 V PLACE SE	7 Prefer not to answer	51% + Black or African American Owned Business
1 Regal Enterprise, LLC	316 F STREET NE	6 51% + Women Owned Business	51% + Black or African American Owned Business
The Black Women's Wellness Agency, Inc.	6200 NORTH CAPITOL STF	4 51% + Women Owned Business	51% + Black or African American Owned Business
Anacostia Medical Supply	1231 Marion Barry Avenu	8 51% + Women Owned Business	51% + Black or African American Owned Business
Law Office of Jordan D. Howlette, PLLC t/a JD Howle	1140 3RD STREET NE	6 51% + Men Owned Business	51% + Black or African American Owned Business
Blue Dot Engineering Inc.	301 H STREET NE	6 Prefer not to answer	51% + Black or African American Owned Business
Uprise Electric Company, LLC	48 R STREET NW	5 51% + Men Owned Business	51% + White Owned Business
District Health Care Management Inc.	1625 K STREET NW	2 51% + Men Owned Business	51% + Black or African American Owned Business
KSE Consulting Group LLC	1150 18TH STREET NW	2 51% + Women Owned Business	51% + Black or African American Owned Business
Hewot Inc	1200 G STREET NW	2 51% + Men Owned Business	51% + Black or African American Owned Business

USA BUSINESS GROUP Limited Liability Company	1312 CLIFTON STREET NW	1 51% + Men Owned Business	51% + Black or African American Owned Business
Renee and Andria Health L.L.C.	6400 CHILLUM PLACE NW	4 Not Gender Classified	51% + Black or African American Owned Business
ARS Design LLC, LLC	3196 WESTOVER DRIVE SI	7 51% + Men Owned Business	51% + Black or African American Owned Business
Deon Samad LLC t/a Zero Waste Services	4414 DIX STREET NE	7 51% + Men Owned Business	51% + Black or African American Owned Business
Navigenz LLC	819 SHERIDAN STREET NW	4 51% + Women Owned Business	51% + Asian Owned Business
Timestar Solutions LLC	1304 TUCKERMAN STREE	4 51% + Men Owned Business	51% + Black or African American Owned Business
Artemis Builders Group LLC	3127 FORT LINCOLN DRIV	5 Prefer not to answer	51% + Black or African American Owned Business
UR Vision Media LLC	916 10TH STREET NE	6 51% + Women Owned Business	51% + Black or African American Owned Business
Uxolo, LLC	1121 COLUMBIA ROAD N'	1 51% + Women Owned Business	51% + Black or African American Owned Business
We Us, LLC	5606 BLAINE STREET NE	7 51% + Men Owned Business	51% + Black or African American Owned Business
Mitchell Services LLC	3200 MARTIN LUTHER KIN	8 51% + Men Owned Business	51% + Black or African American Owned Business
Allen Management Services, LLC	800 MAINE AVENUE SW S	6 51% + Men Owned Business	51% + Black or African American Owned Business
Terminus Solutions LLC	1627 K STREET NW	2 Not Gender Classified	Not Ethnically Classified
Dumb Services LLC	1121 24TH STREET NW	2 51% + Men Owned Business	51% + Black or African American Owned Business
Dr. Arielle Miller Coaching & Consulting	2725 39TH STREET NW	3 51% + Women Owned Business	51% + Black or African American Owned Business
Faunt imaging Solutions	1231 Marion Barry Avenu	8 51% + Men Owned Business	51% + Black or African American Owned Business
The Well-Versed Interpreter	2490 Market Street North	5 51% + Women Owned Business	51% + Black or African American Owned Business
Blue Wolf Ventures LLC	1706 UPSHUR STREET NW	4 51% + Men Owned Business	51% + Black or African American Owned Business
Rooted in Radianc LLC	127 DANBURY STREET SW	8 51% + Women Owned Business	51% + Black or African American Owned Business
Dameece Neal Foundation LLC	1803 CONNECTICUT AVEN	2 51% + Women Owned Business	51% + Black or African American Owned Business
BTH Industries LLC	3247 MASSACHUSETTS AV	7 51% + Men Owned Business	51% + Black or African American Owned Business
Aspire Technologies Inc.	301 M STREET SW	6 51% + Women Owned Business	51% + Asian Owned Business
Data Analytic and Research Hub LLC	1715 HAMLIN STREET NE	5 51% + Men Owned Business	51% + Black or African American Owned Business
rProbalytics LLC	1523 SPRING PLACE NW	1 51% + Men Owned Business	51% + Black or African American Owned Business
RYDUM LLC	1213 STAPLES STREET NE	5 51% + Women Owned Business	51% + Black or African American Owned Business
Phyto Biologics, LLC	1720 I STREET NW	2 51% + Women Owned Business	51% + Black or African American Owned Business
Verza Cloud LLC	53 DANBURY STREET SW	8 51% + Men Owned Business	51% + Black or African American Owned Business
Gratitude Systems	1050 CONNECTICUT AVEN	2 51% + Men Owned Business	51% + Black or African American Owned Business
Accesss Granted, LLC	80 M STREET SE	6 51% + Women Owned Business	51% + Black or African American Owned Business
UhuruDC	1217 EUCLID STREET NW	1 Prefer not to answer	Prefer not to answer
Unique Success L.L.C	1218 LONGFELLOW STREE	4 51% + Women Owned Business	51% + Black or African American Owned Business
Plastic Bag Recycling	1300 MASSACHUSETTS AV	2 51% + Women Owned Business	Not Ethnically Classified
REUZE	10 K STREET SE	6 51% + Women Owned Business	51% + American Indian or Alaska Native Owned Business
Collaboredge Inc.	80 M STREET SE	6 51% + Women Owned Business	51% + Asian Owned Business
Dream Homes by KB	6428 13TH STREET NW	4 51% + Women Owned Business	51% + Black or African American Owned Business
Bitarchitects, LLC	80 M STREET SE	6 51% + Women Owned Business	Not Ethnically Classified
CMD & CTRL LLC	422 EMERSON STREET NW	4 51% + Men Owned Business	51% + Hispanic Owned Business
Our Community Support Services	606 TEWKESBURY PLACE I	4 51% + Men Owned Business	51% + Black or African American Owned Business
Change Bridge LLC	3303 M STREET SE	7 51% + Women Owned Business	51% + Black or African American Owned Business
TAJ Wanna Projects LLC	700 PENNSYLVANIA AVEN	6 51% + Women Owned Business	51% + Black or African American Owned Business
F.I.C UNLIMITED llc	5011 12TH STREET NE	5 51% + Men Owned Business	51% + Black or African American Owned Business
District Consultant	1242 SIMMS PLACE NE	5 51% + Women Owned Business	51% + Black or African American Owned Business
Veteran Cabling Solutions	1336 CORBIN PLACE NE	6 51% + Men Owned Business	51% + Black or African American Owned Business
Hull Street Group LLC	4517 NEW HAMPSHIRE AV	4 51% + Women Owned Business	51% + Black or African American Owned Business
IDS Consultant LLC	1050 CONNECTICUT AVEN	2 51% + Men Owned Business	51% + Non-White Owned Business
Infinite Service Solutions LLC	1629 K STREET NW	2 51% + Women Owned Business	51% + Black or African American Owned Business
District Contractors	10 G STREET NE	6 51% + Women Owned Business	51% + White Owned Business
Vision Security Solutions LLC	2901 V STREET NE	5 51% + Men Owned Business	51% + Hispanic Owned Business
AQ Contractors, LLC	227 LONGFELLOW STREEI	4 51% + Men Owned Business	51% + Hispanic Owned Business
Omega Supply Services, Inc.	1818 NEW YORK AVENUE	5 51% + Men Owned Business	51% + Black or African American Owned Business
Glo Electrical Service	3322 ALDEN PLACE NE	7 51% + Women Owned Business	51% + Black or African American Owned Business
North Capitol Partners	1935 U PLACE SE	8 51% + Men Owned Business	51% + Black or African American Owned Business
Punch Out Specialist Team (P.O.S.T.)	1818 NEW YORK AVENUE	5 51% + Men Owned Business	51% + Black or African American Owned Business
GNT Group LLC	1503 9TH STREET NW	2 51% + Women Owned Business	51% + Black or African American Owned Business
Eight Brothers Development	2138 WISCONSIN AVENUI	3 51% + Men Owned Business	51% + Hispanic Owned Business
IJS Limited LLC dba Ej's Pest Control	2911 MILLS AVENUE NE	5 51% + Women Owned Business	51% + Black or African American Owned Business
QSC LLC	916 PENNSYLVANIA AVEN	6 51% + Women Owned Business	51% + Black or African American Owned Business
Pheco Services LLC	1140 3RD STREET NE	6 51% + Women Owned Business	51% + Black or African American Owned Business
Faenita Dilworth Coaching LLC	1626 R STREET SE, Apt 6	8 51% + Women Owned Business	51% + Black or African American Owned Business
UNLOCKING & PROGRESS U.S.	1811 S STREET NW	2 51% + Women Owned Business	51% + Hispanic Owned Business
Sterling Product Concepts LLC	2035 36TH STREET SE	7 51% + Men Owned Business	51% + Black or African American Owned Business
Precise Administrative Solutions	100 M STREET SE, Suite 61	6 51% + Women Owned Business	51% + Black or African American Owned Business
Wenz Dar LLC	3630 FESSENDEN STREET	3 51% + Women Owned Business	51% + Black or African American Owned Business
The Haywood Group	853 NEW JERSEY AVENUE	6 51% + Men Owned Business	51% + Black or African American Owned Business
Actionuity	4614 HILLSIDE ROAD SE	7 51% + Men Owned Business	51% + Black or African American Owned Business
TLS Security Management L.L.C	700 PENNSYLVANIA AVEN	6 51% + Women Owned Business	51% + Black or African American Owned Business
Kandra's Braiding With The Bae's Kiddie Kosmetolog	3822 2ND STREET SE	8 51% + Women Owned Business	51% + Black or African American Owned Business
Enlightmeds Consulting Services	3436 10TH PLACE SE	8 51% + Women Owned Business	51% + Black or African American Owned Business
Armada Construction LLC	53 DANBURY STREET SW	8 51% + Men Owned Business	51% + Black or African American Owned Business
CAN Construction LLC	3112 SOUTH DAKOTA AVI	5 51% + Women Owned Business	51% + Black or African American Owned Business
District Cannacopia LLC	1509 GIRARD STREET NE	5 51% + Men Owned Business	51% + Black or African American Owned Business
Williams, Adley & Company, LLP	1030 15TH STREET NW	2 51% + Men Owned Business	51% + Black or African American Owned Business
Cornerstone Concilium	1773 T STREET NW	2 51% + Men Owned Business	51% + Black or African American Owned Business
Clean Start LLC	541 47TH STREET NE	7 51% + Men Owned Business	51% + Black or African American Owned Business
WFB Cleaning Solutions	2572 UNIVERSITY PLACE N	1 51% + Men Owned Business	51% + Black or African American Owned Business



COMPLIANCE & ENFORCEMENT STANDARD OPERATING PROCEDURES	
Process Owner:	Compliance & Enforcement Division

Revision No.	Description of Change	Date	Authorizer	Signature
0	Document issued.	02/02/2022	Tyrone Hankerson <i>Manager</i>	



FEBRUARY 2, 2021

DC Department of Small & Local
Business Development

STANDARD OPERATING PROCEDURES

COMPLIANCE & ENFORCEMENT DIVISION

OVERVIEW	3
AGENCY COMPLIANCE.....	4
Monitoring of District Agencies	4
Agency Trainings for CBE Compliance Officers	4
Contact Record Keeping.....	4
Establishing SBE Goals for Agencies.....	5
Reviewing Budget Adjustments	5
Reviewing Specialist Exceptions.....	6
Director Sign-Off of SBE Goal	7
Fiscal Year Close Out	7
Initiating Review of Non-Construction Government Assisted Projects	8
Reviewing Subcontracting Plans	9
Monitoring Subcontracting Requirements for Non-Construction Government Assisted Projects	10
Reviewing Quarterly Reports & Vendor Verification Forms	10
Contract Close Out	11
Request to Waive Subcontracting Requirements.....	11
PUBLIC PRIVATE DEVELOPMENT COMPLIANCE	13
Monitoring of Public Private Developments.....	13
Equity & Development Public Private Developments.....	13
Entering Source Documentation into Quickbase.....	13
Conducting Initial Compliance Meeting.....	14
Reviewing Quarterly Reports	14
Project Close Out	15
Issuing a Notice of Fine	15
INVESTIGATIONS	17
Spot Checks	17
Site Visits	17
Investigations	17
SPORTS WAGERING COMPLIANCE.....	19
Reviewing Applications	19
Monitoring Subcontracting Requirements for Sports Wagering Operator and MSP Licensees.....	20
Reviewing Quarterly Reports & Vendor Verification Forms	20
License Close Out	21

OVERVIEW

Purpose

The Department of Small and Local Business Development (“DSLBD” or the “Department”) is the District’s regulatory body that is responsible for supporting the development, economic growth, and retention of District-based businesses, and promoting economic development throughout the District’s commercial corridors.

In addition to this mission, the Department is responsible for enforcing the Small and Certified Business Enterprise Development and Assistance Act of 2005 (“CBE Act”), effective October 20, 2005, as amended (D.C. Law 16-33; D.C. Official Code § 2-218.01 et seq.). This enforcement authority is delegated to the Compliance & Enforcement Division (the “Division”), which oversees compliance with the CBE Act for District agencies, government contracts, public private developments, and sports wagering operations.

This Standard Operating Procedure (“SOP”) describes the recurring operations and the processes implemented to ensure that compliance personnel carry out their duties in accordance with established procedures. By establishing these procedures, the Division intends to ensure the credibility of Certified Business Enterprise (“CBE”) Program.

The establishment of these procedures and requirements does not supersede or eliminate employees’ rights or responsibilities established pursuant the District of Columbia’s Municipal Regulations. Should any of these provisions conflict with District regulations, then the District’s municipal regulations shall be controlling authority.

Scope

This document applies to all employees at DSLBD with duties and responsibilities managed by the Compliance & Enforcement Division. The Division consists of three (3) subunits:

- Agency Compliance
- Public Private Development Compliance
- Investigations

Compliance Specialists are assigned to one specific subunit; however, Compliance Specialists may at times be called to perform duties of another subunit to meet the needs of the Division. For this reason, it is required and incumbent for all Compliance & Enforcement personnel to review this document and all addendums in their entirety to properly perform their primary responsibilities or other duties assigned.

AGENCY COMPLIANCE

The Agency Compliance subunit monitors District agencies' progress towards achieving the mandatory SBE Expenditure requirement per fiscal year and monitors all non-construction government-assisted projects. Additionally, the Agency Compliance subunit is responsible for reviewing and making recommendations to the Director for requests to waive the statutorily imposed subcontracting requirements.

1.0 MONITORING OF DISTRICT AGENCIES

The Agency Compliance subunit is responsible for monitoring each District agency's progress towards spending 50% of their adjusted expendable budget with Small Business Enterprises ("SBE") per fiscal year. To achieve this objective, the Agency subunit conducts a variety of tasks before, during, and after each fiscal year, to include: (1) conducting District-wide mandatory trainings; (2) establishing each agency's progress towards their SBE goal, including the review of special exceptions and expenditure adjustments; and reviewing requests to waive the statutorily imposed subcontracting requirements.

1.1 AGENCY TRAININGS FOR CBE COMPLIANCE OFFICERS

Agencies are responsible for assigning a staff member to be a DSLBD Liaison. The DSLBD Liaison is responsible for corresponding with the Department and providing relevant information or documentation regarding their agency's expenditures with CBEs.

To ensure CBE Compliance Officers have the most accurate information, the Agency subunit shall conduct District-wide mandatory trainings between the third and fourth quarter of each fiscal year. These trainings shall be designed to provide CBE Compliance Officers and other relevant personnel with the Department's reporting requirements, training on any software or systems used by the Department for monitoring agencies' SBE spend, an anticipated schedule for the fiscal year noting reporting deadlines, and other relevant information. *See Addendum A.*

Compliance Specialists are required to develop an in-depth understanding of the SBE Goal Setting Process that will allow each Compliance Specialist to serve as presenters for the mandatory trainings.

1.2 CONTACT RECORD KEEPING

To ensure that each agency has provided its most accurate contact information for CBE Compliance Officers or other relevant personnel, on August 1st of each year, the District Enterprise System ("DES") shall require the CBE Compliance Officer to either confirm the current contact records in DES are still valid or update contacts records to reflect the current CBE Compliance Officers and other relevant personnel.

Each agency shall be required to provide a contact record for its Director, Chief of Staff, and at least one DSLBD Liaison. Until each agency confirms their contact information is correct or provide an updated contact record for its Director, Chief of Staff, and at least one DSLBD Liaison, DES shall restrict the agency from all other functionality in the system until this exercise is completed.

1.3 ESTABLISHING SBE GOALS FOR AGENCIES

The Department has the authority to establish agencies' SBE Goals pursuant to D.C. Official Code § 2-218.41 and DCMR Title 27, Chapter 8. Pursuant to that authority, each agency is required to contract at least 50% of its expendable budget to SBEs. Compliance Specialist are required to carry out their duties (e.g., reviewing agency budgets, processing special exceptions, and processing budget adjustments) that will allow the Department to establish the SBE goals with sign offs from Agency Directors no later than September 30th of each fiscal year.

To determine each agencies' goal, the Department reviews the Office of Chief Financial Officer's ("OCFO") Operating Budget Chapters, Operating Appendix Tables, and the Financial Plan Report. This information is loaded into the District Enterprise System ("DES") by the IT Division.

The Department establishes an Adjusted Expendable Budget for each agency by deducting all personnel and fixed costs from each agency's Total Operating Budget. In addition, the Department permits agencies to submit budget adjustments and special exceptions. In these instances, the Adjusted Expendable Budget is calculated by using the following formula:

1. Appropriated Operating Budget + Appropriated Capital Budget = **Appropriated Total Monitored Budget (Gross Funds)**
2. Appropriated Total Monitored Budget (Gross Funds) – Automatic Exclusions (Personnel & Fixed Costs) - Total Approved Exclusions - Total Approved Special Exceptions = **Approved Expendable Budget**
3. Approved Expendable Budget / 2 = **Approved SBE Expenditure Target Goal**

1.4 REVIEWING BUDGET ADJUSTMENTS

Agencies are permitted to submit Budget Adjustments which are expenditures that an agency made to a SBE that were not captured as SBE Spend. The purpose of these adjustments is to record revenue and expenditure transaction changes to an agency's current budget.

Each Compliance Specialist is required to review their respective agencies' budget the third quarter of each fiscal year and review:

- The agency's budget line items and make sure that the new Q3 Budget Adjustments do not result in a Special Exception amount that is greater than the original budget amount. If the amount is greater than the original budget amount, then the Compliance Specialist must rectify the discrepancy by creating a negative adjustment.
- Approved Special Exceptions and Actual Transfer line items to make sure that there are no approved Special Exceptions on a line item that has already been transferred. If there are, then the Compliance Specialist must notify the Compliance Manager, the Chief of Staff, or the Deputy Director and have them deny the Special Exception.
- Each agency's Anticipated Transfer Special Exception line items and compare them to the Actual Transfer line items to determine the new value of the "Capital Anticipated Transfer Out" and "Operating Anticipated Transfer Out" fields.
- Anticipated Transfer Out values and email them to the Compliance Manager or the System Administrator so these values can be updated in the system by DSLBD's IT Team.

1.5 REVIEWING SPECIAL EXCEPTIONS

Pursuant to 27 DCMR 830.6, agencies are permitted to submit Special Exceptions. Special Exceptions are expenditures that the agency is requesting be excluded from their expendable budget. By approving special exceptions, the Department lowers the expendable budget, which ultimately reduces the CBE expenditure requirement.

Compliance Specialists assigned to the agency subunit are responsible for reviewing and making a recommendation to management to approve or deny special exceptions. See Addendum B. A specialist shall approve a Special Exception when:

- There are no SBEs available to provide the product or service.
- SBEs lack capacity to provide the goods or services sought.
- Restrictions are placed by Local or Federal law that controls the funds (*i.e.*, Medicaid Services, HCA, etc.);
- The products or services are proprietary in nature and require special licensure (*e.g.*, Lexis Nexus Subscription Service, Microsoft, etc.); and
- Specialized services that require specific expertise unique to a particular agency (*e.g.*, when a biologist supports watershed restoration efforts.).

In reviewing these submissions, Compliance Specialists shall ensure that the request is supported by sufficient documentation, which may include:

- Prior agreement (Contract, MOU, etc.) with specific language restricting the usage of funds.
- Prior waiver request with the most recent market analysis (within 30 days); and
- An official letter or memorandum from the Financial Officer, stating specific language restricting the usage of funds (Justification Document).

Once the Compliance Specialists recommends approval or denial for a special exception, management shall review that recommendation and issue a determination. The final determination is sent via email to the CBE Compliance Officer notifying the agency of the decision and the rationale.

Note: Waiver Requests should be submitted for contractual goods and services that exceed \$250,000 and cannot be performed by SBEs.

Anticipated Transfers are identified during the Special Exception Process. Agency Transfers will not be approved during the special exception process, but manually entered and evaluated throughout the year. Anticipated Transfers are Intra-Agency Transfer funds that an agency will transfer to another agency for services.

Because of budget adjustments, SBE Goals will fluctuate throughout the year (*i.e.*, re-programming, intra-agency transfers, etc.).

1.6 DIRECTOR SIGN-OFF OF SBE GOAL

Pursuant to 27 DCMR 831.1, each agency Director or a designee appointed by the Director must sign and acknowledge the agency’s Expendable Budget and SBE Minimum Expenditures for the fiscal year, by accepting or rejecting the Department’s recommended Adjusted Expendable Budget.

To do so, the agency user must log into the DES Agency User Interface. Once logged in, the agency user must click on "Manage Budget", this directs the agency user to the “Director Actions” page where the user is required to either select “Accept” or “Reject”. The agency user also has an option to leave a comment if a comment is needed.

By selecting accept, the agency Director acknowledges the requirement to allocate and expend 50% of its expendable budget with SBEs. Then the agency user closes out by selecting submit.

Compliance Specialist are responsible for ensuring all their agencies’ directors have signed and acknowledged the Expendable Budget and SBE Minimum Expenditure by a date established by Management.

1.7 FISCAL YEAR CLOSE OUT

The Agency Compliance subunit is responsible for reviewing and verifying each agency's spending with SBEs at the close of this fiscal year. This process is referred to as the “Fiscal Year Close-Out”.

During this process, Compliance Specialists are required to finalize all SBE accounting so that agencies can be credited for their SBE spend. This may require the Compliance Specialist to process special exceptions, budget adjustments, reconcile quarterly reports for non-construction government assisted projects, and work with CBE Compliance Officers to reconcile any issues that may arise.

The following tasks must be carried out in order to complete the Fiscal Year Close Out process:

Task No.	Description	Resource Used	Staff Responsible
1.	After the CAFR is published, IT downloads the 4 th Quarter Revised Budget and 4 th Quarter Expenditures. Following this, IT will load this data into DES. NOTE: The Department does not make any changes to the data that is received from the OCFO.	DES	IT Lead
2.	Compliance Specialists will review agencies’ budgets to determine if anticipated transfers are required.	DES	Compliance Specialists
3.	Agencies are provided an opportunity to submit any special exceptions or budget adjustments for processing.	DES	CBE Compliance Officers
4.	Compliance Specialist review all Special Exceptions and Budget Adjustments submitted by agencies and makes a recommendation (<i>i.e.</i> , approve or deny) to management.	DES	Compliance Specialists

5.	Compliance Manager and/or Deputy Director to review Compliance Specialists recommendations and provide final determination.	DES	Compliance Manager or Deputy Director
6.	When all processing is completed, CBE Compliance Officers to receive a notice that their agency director or designee can review and sign-off.	DES	Compliance Specialists
7.	Finalized budgets and SBE spend data is compiled into a report and provided to the Office of the Director.	DES	Compliance Manager or Deputy Director

Agencies that do not report by the deadline are sent a notice of infraction regarding their reporting performance by their assigned Specialist. These notices are sent at the direction of the Compliance Manager or Deputy Director.

Based on the narrative provided, the Division will provide guidance to the agencies. If there was a shortfall, the Division will work with the Business Opportunities Division to provide support and resources to the deficient agency. Guidance involves understanding that all possible good faith efforts were undertaken by the agency and how these shortfalls can be avoided in the following fiscal year. Guidance can include working with an agencies CBE Compliance Officer to determine whether reprogramming has occurred or if agency has unspent funds from prior fiscal year.

Once a review is completed, Specialist should email the agency stating that their narrative was received and reviewed.

The Division may also make recommendation to the Director to set aside a portion of an agency’s budget for any agency that consistently fails to meet the SBE Expenditure Requirement. *See* D.C. Official Code § 2–218.52. Compliance Specialist shall review each agency’s SBE Spend over at least a three-year period and determine if such recommendation is appropriate.

2.0 INITIATING REVIEW OF NON-CONSTRUCTION GOVERNMENT ASSISTED PROJECTS

The Department is required to monitor the performance and subcontracting requirements for all construction and non-construction government-assisted projects. The Agency Compliance subunit is responsible for monitoring all non-construction government assisted projects.

Compliance Specialists monitor non-construction government assisted projects based on the Compliance Specialists’ agency assignments (*i.e.*, Compliance Specialists are assigned to agencies at the beginning of each fiscal year, and they are required to monitor all contracts associated with their assigned agencies).

To monitor non-construction government assisted projects, the Compliance Specialists shall follow and complete the following tasks to ensure expenditures are properly accounted for throughout the life of the non-construction project:

Task No.	Description	Resource Used	Staff Responsible
1.	Receive an email correspondence from Contracting Officer (CO) who submits their request to DSLBD to monitor a subcontracting requirement through the compliance.enforcement@dc.gov shared email account.	Outlook	Sr. Compliance Specialist(s) or Compliance Manager
2.	Pull down all evidence provided in the email, such as the solicitation notice or contract agreement and review the contents. Save agency's contract on the I:/drive under this path. Save by agency and contract number.	I:\ Compliance & Enforcement\3 Agency Compliance\ Subcontracting Plans 250K Plus Monitor	Sr. Compliance Specialist(s); or Compliance Specialist(s)
3.	Compliance Specialists to review submitted documentation, including the prime contract, subcontracting plans, and subcontractor agreements and save these records into QuickBase.	QuickBase application called: <i>CBE Subcontracting Compliance Tool *Beta*</i> https://octo.quickbase.com/db/bg9qp376b	Sr. Compliance Specialist(s); or Compliance Specialist(s)
4.	Compliance Specialists assigns contract per agency selection	Outlook and QuickBase	Sr. Compliance Specialist(s) or Compliance Manager
5.	Conduct an initial review of evidence. Take up to five (5) business days from the receipt of all information needed to process. Follow-up with CO and Compliance Manager if there are any discrepancies in submitted data.	QuickBase and agency representatives	Sr. Compliance Specialist(s) and Compliance Specialist(s)
6.	Once all contract data has been reviewed and verified, contact the Prime Contractor to notify them of subcontracting requirements and to reach out to the Division if they experience any issues	Outlook	Sr. Compliance Specialists and Compliance Specialist
7.	Provide confirmation notices for receipt of the request or that there has been a delay in final determination.	QuickBase	Compliance Specialist(s)

2.0.1 REVIEWING SUBCONTRACTING PLANS

The Compliance Specialist shall review the subcontracting plan and ensure that (1) the document is signed by the contracting officer and beneficiary, (2) the value of all CBE subcontracts meets or exceeds the CBE subcontracting requirement and (3) a subcontractor agreement is on file for each CBE listed in the plan. The plan should be provided at the outset of the Compliance Division's monitoring efforts. Further, this document serves as the basis for what the Compliance Specialist will monitor in assessing the performance of the beneficiary and CBE subcontractors.

2.1 MONITORING SUBCONTRACTING REQUIREMENTS FOR NON-CONSTRUCTION GOVERNMENT ASSISTED PROJECTS

Compliance Specialists in the Agency Compliance subunit are required to monitor beneficiaries' progress towards achieving the subcontracting requirement. Each beneficiary is required to submit a Quarterly Report and accompanying Vendor Verification Forms ("VVF") no later than 30 days after the close of each quarter.

Compliance Specialists are required to review these quarterly reports and update QuickBase within ten (10) business days noting if the reports have been received or not. If the Quarterly Report have not been received within five (5) business days after the close of each quarter, the Compliance Specialist shall send the beneficiary a Notice of Non-Compliance and/or initiate a fine against the developer for failure to submit the required Quarterly Report.

The amount of the fine issued shall be issued in accordance with D.C. Official Code § 2–218.63(c)(1), which stipulates:

- \$5,000 for the first offense.
- \$15,000 for the second offense; and
- \$25,000 for each offense thereafter.

Furthermore, a beneficiary will be subject to a fine of 10% of the total dollar volume of the contract that was required to be subcontracted to CBEs if it fails to achieve the 35% requirement as discussed in Section 2.3.

2.2 REVIEWING QUARTERLY REPORTS & VENDOR VERIFICATION FORMS

Once Quarterly Reports and VVFs have been submitted, the Compliance Specialist shall examine the Quarterly Reports and Vendor Verification Forms to determine if the Developer and Vendor attest to paying CBEs the same value for work performed during the quarter, to ensure that only those CBEs that appear on the subcontracting plan are represented in the Quarterly Reports, and input this data into the QuickBase system to track the developer's progress towards their established CBE Subcontracting Goal. The Compliance Specialist shall ensure that all assigned project expenditures are updated no later than the end of the succeeding quarter unless an alternative deadline is established by management.

Quarterly Reports and VVFs are due at the following times:

Report Due	Frequency	Period Covered	Due Date	Specialist Update Deadline
Quarter 1	Quarterly	10/1 to 12/31	January 31st	March 31st
Quarter 2	Quarterly	1/1 to 3/31	April 30th	June 30th
Quarter 3	Quarterly	4/1 to 6/30	July 31st	September 30th
Quarter 4	Quarterly	7/1 to 9/30	October 30th	January 31 st

2.3 CONTRACT CLOSE OUT

Contracts' performance periods typically do not align with the end of a quarter. Therefore, Compliance Specialists are required to meet with the beneficiary at least 90 days before the expiration of a performance period and determine if the beneficiary is likely to meet the subcontracting requirement.

The Compliance Specialist shall report to management at least 30 days before the expiration of a performance period their assessment if the beneficiary is likely to meet the subcontracting requirement. Based on this information, the Compliance Specialist and management shall contact the contracting officer to provide notice if the Department shall assess a fine for non-compliance prior to the execution of another option period or another award.

Should the Compliance Specialist determine that the subcontracting requirement will not be met by the close of the contract, the beneficiary will be subject to a fine of 10% of the total dollar volume of the contract that was required to be subcontracted to CBEs if it fails to achieve the 35% requirement (*e.g.*, if a subcontracting requirement is \$3,000,000 the assessed fine will be \$300,000, unless mitigating factors are taken into consideration by the Director). The Compliance Specialist shall draft a Notice of Fine and route the document to be reviewed by the:

1. Compliance Manager
2. Deputy Director or Chief of Staff
3. General Counsel
4. Director

The assigned Compliance Specialist shall send the Notice of Fine to the beneficiary within two (2) business days and shall send a separate notice to the contracting officer informing the contracting officer of DSLBD's assessment and requesting that no future options be exercised until the assessment has been resolved, pursuant to § 2-218.46(f).

The Notice of Fine shall outline the rights of the beneficiary, which shall include the beneficiary's ability to submit a Request for Reconsideration within ten (10) calendar days after service of this Notice of Fine. A beneficiary's Request for Reconsideration is an appeal to the Director of DSLBD to consider any mitigating or intervening factors that it believes contributed to the beneficiary's failure to meet the subcontracting requirement. Upon receipt of the Request for Reconsideration, the Compliance Specialist, with the guidance and input of management, shall draft a Final Decision Notification outlining the agency's final assessment.

A beneficiary may appeal DSLBD's Final Decision Notification by filing a written request for hearing at the District of Columbia Office of Administrative Hearing within ten (10) calendar days after service of a Final Decision Notification. If the beneficiary does not file a request for hearing within ten (10) calendar days after service of the Final Decision Notification, then the penalty assessment shall be final and paid immediately.

3.0 REQUEST TO WAIVE SUBCONTRACTING REQUIREMENTS

Agencies may request to waive subcontracting requirements pursuant to D.C. Official Code § 2-218.51. Waivers are time sensitive, and the agency shall strive to respond to requests within 20 days.

Waiver requests are processed in DES, and Compliance Specialists conduct the first-level review of waiver requests. Specifically, when a waiver is submitted, Compliance Specialists are required to review the agency's submission within 48 hours of receipt, confirming that the submission includes:

1. A justification memorandum, signed by the contracting officer.
2. A description of market research conducted to determine market capacity; and
3. A copy of the solicitation and/or contract.

If the submission does not contain this information, the waiver shall be marked as "Additional Information Required" and the Compliance Specialist shall consult with the contracting officer to obtain the proper documentation.

When all documentation is received, Compliance Specialists are responsible for posting the waiver to DSLBD's website for public comment for 10-days. Following this posting period, the Compliance Specialist shall review all information collectively and will make a recommendation to the Compliance Manager within six (6) days for approval or denial. *See Addendum C.*

The waiver request shall then be reviewed by the Compliance Manager, Deputy Director, General Counsel, and the Director (or their respective designee) for final determination.

PUBLIC PRIVATE DEVELOPMENT COMPLIANCE

The Public Private Development (“PPD”) sub-unit is responsible for processing and monitoring all construction government-assisted projects that receive any type of District benefit (as defined by statute) if the total budget is over \$250,000. The Department has the authority to require developers to subcontract at least 35% of the total development costs to Small Business Enterprises (SBE) certified by DSLBD unless a waiver was issued prior to the start of the project.

4.0 MONITORING OF PUBLIC PRIVATE DEVELOPMENTS

The PPD Compliance subunit is responsible for monitoring each PPD’s progress towards spending 35% of their adjusted expendable budget with Small Business Enterprises (“SBE”) by the end of each project’s development. To achieve this objective, the PPD subunit conducts a variety of tasks before, during, and at the close of each project, to include: (1) entering source documentation in QuickBase for compliance monitoring; (2) conducting initial compliance meetings; (3) gathering and reviewing quarterly reports (including vendor verification forms) submitted by developers; (4) conducting site visits; and (5) verifying and closing projects when development is complete.

4.0.1 EQUITY & DEVELOPMENT PUBLIC PRIVATE DEVELOPMENTS

Some PPD projects are also designated as Equity & Development (“E&D”) projects pursuant to § 2–218.49a. These projects require that small investors, disadvantaged investors, or certified equity participants shall invest a minimum of 20% of the total sponsor equity, excluding debt financing, mezzanine financing, or other equity contributions by limited or institutional investors.

E&D projects are noted in the CBE Agreement provided by the Office of General Counsel to the Compliance Division.

For each Quarterly Report submission, the prime contractor is required to submit a Synopsis of E&D Participation Form indicating the investment of each developer on the project and any distribution of payments to date. The Compliance Specialist shall monitor the investment and distribution of funds to ensure the E&D participant standards are achieved by the end of the project.

4.1 ENTERING SOURCE DOCUMENTATION INTO QUICKBASE

The Office of General Counsel works with developers to execute a CBE Agreement with the Department. Following the execution of this agreement, the Office of General Counsel notifies the Compliance Manager and/or Sr. Compliance Specialist of the new project and its monitoring requirements. Particularly, the Office of General Counsel will transmit the Adjusted Budget and a copy of the CBE Agreement.

The Compliance Manager and/or Sr. Compliance Specialist will assign the project to a Compliance Specialist. The assigned Compliance Specialist will review the source documentation and input the details into QuickBase, which will house all the expenditures and notes related to the project. See Addendum D.

4.2 CONDUCTING INITIAL COMPLIANCE MEETING

Assigned Compliance Specialists for a PPD shall conduct an Initial Compliance Meeting with the representatives for the project and any individuals that may be responsible for the reporting requirements. During this meeting, compliance specialists shall review the reporting requirements and deadlines as outlined in the CBE Agreement. The Compliance Specialist shall strive to conduct initial compliance meetings within 10 days of the execution of the CBE Agreement. See Addendum X – Training Manual for Public Private Developments.

4.3 REVIEWING QUARTERLY REPORTS

Each project developer is required to submit a Quarterly Report and Vendor Verification Forms (“VVF”) no later than 30 days after the close of each quarter. Compliance Specialists are required to review these quarterly reports and update QuickBase within five (5) business days noting if the reports have been received or not. If the Quarterly Report has not been received within five (5) business days after the close of each quarter, the Compliance Specialist shall send the developer a Notice of Non-Compliance and/or initiate a fine against the developer for failure to submit the required Quarterly Report. See also Addendum D.

Once Quarterly Reports and VVFs have been submitted, the Compliance Specialist shall examine the Quarterly Reports and Vendor Verification Forms to determine if the Developer and Vendor attest to paying CBEs the same value for work performed during the quarter, to ensure that only those CBEs that appear on the subcontracting plan are represented in the Quarterly Reports, and input this data into the QuickBase system to track the developer’s progress towards their established CBE Subcontracting Goal. The Compliance Specialist shall ensure that all assigned project expenditures are updated no later than the end of the succeeding quarter unless an alternative deadline is established by management in writing.

Due times for proper reporting:

Report Due	Frequency	Period Covered	Due Date	Specialist Update Deadline
Quarter 1	Quarterly	10/1 to 12/31	January 31 st	March 31 st
Quarter 2	Quarterly	1/1 to 3/31	April 30 th	June 30 th
Quarter 3	Quarterly	4/1 to 6/30	July 31 st	September 30 th
Quarter 4	Quarterly	7/1 to 9/30	October 30 th	January 31 st
Vendor Verification Forms	Quarterly	See above periods covered	With each quarterly report submission.	With each quarterly report submission.
Narrative Description of Outreach Efforts to CBE Firms	Quarterly	See above periods covered	With each quarterly report submission	With each quarterly report submission
E&D when applicable	Quarterly	At the close of each quarter	At the close of each quarter	At the close of each quarter
Final Certificate of Occupancy	Upon Completion	N/A	Within 30 days after completion of project	Within 30 days after completion of project

Addendum D contains useful information regarding inputting expenditures into the QuickBase System.

4.4 PROJECT CLOSEOUT

A project, pursuant to the terms of the CBE Agreement, is eligible to be closed when construction on the development is completed and all payments for satisfactory performance have been made to CBEs that worked on the project. Therefore, when these requirements are met, the Compliance Specialist can begin to close the project. The Compliance Specialist shall retrieve the following information for consideration when drafting a closeout letter:

- the CBE Agreement or SBE Acknowledgement, as applicable.
- a copy of the contract between the Developer and General Contractor.
- the SBE Subcontracting Plan (including copies of all subcontracts).
- all Quarterly Reports (including fully executed VVF forms).
- the Final Project Budget.
- the Certificate of Occupancy, issued by DCRA, if applicable.
- contingent contribution, outstanding fine balance, and/or shortfall penalty, if applicable; and
- the Final Equity and Development Participation Forms detailing the equity participation and engagement with development, if applicable.

If the developer has met or exceeded the subcontracting requirement, the Compliance Specialist shall draft the Project Close Out Letter and route it to management no later than five (5) business days of receiving all necessary documents to close the project.

If the developer has not met the subcontracting requirement, the Compliance Specialist shall draft a Notice of Fine and route the notice to management no later than five (5) business days after receiving all necessary documents to close the project.

4.5 ISSUING A NOTICE OF FINE

When a developer fails to submit reports on time and/or fails to meet the subcontracting requirement, a fine may be issued by the Department. Developers are subject to fines as outlined in their CBE Agreements. However, generally, a developer will be subject to the following fine schedule for failure to submit required reports and/ or documentation pursuant to the Department's authority granted under D.C. Official Code § 2–218.63(c)(1), which stipulates:

- Fine of \$5,000 for the first offense
- Fine of \$15,000 for the second offense
- Fine of \$25,000 for the third and all subsequent offenses

Furthermore, a developer will be subject to a fine of 10% of the dollar volume of the contract that was required to be subcontracted to CBE if the developer fails to achieve the 35% requirement.

The Compliance Specialist shall draft a Notice of Fine and route the document to be reviewed by the:

1. Compliance Manager
2. Deputy Director or Chief of Staff

3. General Counsel
4. Director

The Compliance Specialist is required to issue the Notice of Fine within two (2) business days of the Director's approval of the fine unless an alternate date is established by management.

The Notice of Fine shall outline the rights of the beneficiary, which shall include the beneficiary's ability to submit a Request for Reconsideration. A beneficiary's Request for Reconsideration is an appeal to the Director of DSLBD to consider any mitigating or intervening factors that it believes contributed to the beneficiary's failure to meet the subcontracting requirement. Upon receipt of the Request for Reconsideration, the Compliance Specialist, with the guidance and input of management, shall draft a Final Decision Notification outlining the agency's final assessment.

The beneficiary may also file an appeal, pursuant to the process outlined in Section 2.3.

INVESTIGATIONS

The Investigations subunit is responsible for investigating both formal and informal complaints alleging a violation of the CBE Act against an applicant or certified business enterprise, or certified joint venture registered with the Department. In addition, the Investigations subunit is responsible for conducting spot checks to ensure each certified business enterprise continues to be in the District and is responsible for investigating all other allegations of fraud.

5.0 SPOT CHECKS

Compliance Specialists in the Investigations subunit are responsible for conducting spot checks to ensure that certified business enterprises' principal offices are in the District and that the primary managerial functions are carried out at the principal office.

The Sr. Compliance Specialist and/or Manager will provide Compliance Specialists with a list of CBEs that the Compliance Specialist is responsible for conducting a spot check on at the beginning of each fiscal year, and Compliance Specialists are responsible for ensuring that each CBE is contacted and a virtual and/or in-person spot check is conducted. When conducting spot checks, the Compliance Specialist shall verify that the business continues to meet the requirements to be designated a local business enterprise, that the highest-level managers work from the principal office located in the District, and that the business continues to be independently owned, operated, and controlled. For specifics on conducting spot checks, please review the Investigations Training Manual. See Addendum E.

Spot checks may be carried out in-person or virtually.

5.1 SITE VISITS

Formal and informal complaints may require a Compliance Specialist to conduct a site visit. The purpose of a site visit may be, but is not limited to, confirming commercially useful functions, to conduct interviews, to gather evidence, to follow-up non-payment of a fine, etc.

When conducting site visits, Compliance Specialist may reserve and utilize a government issued vehicle to travel to the site. An email must be sent to DSLBD Staff Assistant to reserve the vehicle. Once the vehicle has been reserved, it is the Compliance Specialist responsibility to sign the vehicle out and provide the date and mileage.

5.2 INVESTIGATIONS

Investigations are conducted by Compliance Specialists assigned to the Investigations subunit. Investigations may be either formal or informal and may be started based on an external complaint filed with the Department or may start internally through the course of the Department's monitoring of contracts, PPDs, or sports wagering licenses.

Formal Complaints

Any person may file a formal complaint against a CBE, and Compliance Specialist assigned to the Investigations subunit are responsible for investigating formal complaints.

A formal complaint, pursuant to D.C. Official Code § 2-218.63(e)(1)(A), is required to be made in writing, sworn by the complainant, and notarized. Based on the allegations made in the complaint, the Compliance Specialist is required to review the documentation submitted, conduct interviews with relevant parties (which may include contracting officers or personnel, the complainant, the accused CBE, etc.), site visits, and other tasks necessary to gather the relevant facts.

The Compliance Specialist conducts the formal investigation by visiting the CBEs principal office, meeting with the highest-level managers, and conducting interviews with relevant parties based on the allegations raised. Compliance Specialists shall complete formal investigations within 30 days unless an alternate deadline is established by management.

When concluding an investigation for a formal complaint, Compliance Specialists are required to draft a formal response either affirming the allegations made by the Complainant or dismissing the complaint as meritless. This recommendation is forwarded to the Compliance Manager, the Deputy Director, the Office of General Counsel, and the Director for final approval. These formal responses, following final determination issued by the Director are subsequently sent to the complainant.

Informal Complaints

Any person who suspects a violation of the CBE Program may file a complaint with the Department. Informal Complaint is any complaint that is not formal. Such complaints can be made via telephone to (202) 727-0019 or in writing to the Department but are not required to be sworn by the Complainant or notarized. Compliance Specialists shall strive to complete informal investigations within 30 days unless an alternate deadline is established by the Sr. Compliance Specialist or management.

When concluding an investigation for an informal complaint, Compliance Specialists are required to draft a Report of Investigation either affirming the allegations made by the complainant or dismissing the complaint. This recommendation is forwarded to the Compliance Manager for approval, and subsequently, the Deputy Director for final determination.

The Complainant shall be notified of the final determination and the Report of Investigation shall be sent to the accused file.

SPORTS WAGERING COMPLIANCE

Compliance Specialists may also be required to review sports wagering applications and monitor the progress towards achieving the mandatory SBE Expenditure requirement for approved Class A Operators, Class B Operators, and/or Management Service Providers (“MSP”) (collectively, “Licensees”).

6.0 REVIEWING APPLICATIONS

The Compliance Divisions review of an application is triggered when the Office of Lottery and Gaming (“OLG”) submits the application materials into Quickbase. When these documents are submitted, an email notification is transmitted to the Compliance Manager who assigns the application to a Compliance Specialist.

A completed application must contain the following:

1. Operating Budget
2. CBE Capacity Building Plan
3. CBE Subcontracting Plan
4. Audited Financials (if applicable)
5. Waiver Request (if applicable)

Compliance Specialist shall review these materials in accordance with the requirements established in [§ 2134 of the adopted rules and regulations](#) to implement provisions of the Sports Wagering Lottery Amendment Act of 2018, effective May 3, 2019 (D.C. Law 22-312; 66 DCR 1402 (February 1, 2019)).

Following the review of application materials, the Compliance Specialist in conjunction with the Compliance Manager, may consult with the applicant to address any deficiencies in the application materials. Following any proposed changes, the Compliance Specialist shall draft a Notice of Approval or Notice of Denial and route the memorandum to the following individuals for review:

1. Compliance Manager
2. Deputy Director or Chief of Staff
3. General Counsel
4. Director

The Compliance Specialist shall send the final notice to the applicant and relevant parties at OLG within two (2) business days of approval from the Director unless an alternate date is established by management.

6.1 MONITORING SUBCONTRACTING REQUIREMENTS FOR SPORTS WAGERING OPERATOR AND MSP LICENSEES

Compliance Specialists are required to monitor Operator and MSP licensees progress towards achieving the subcontracting requirement and capacity building activities. Each beneficiary is required to submit a Quarterly Report and accompanying Vendor Verification Forms (“VVF”) no later than 30 days after the close of each quarter.

Compliance Specialists are required to review these quarterly reports and update QuickBase within five (5) business days noting if the reports have been received or not. If the Quarterly Report has not been received within five (5) business days after the close of each quarter, the Compliance Specialist shall send the beneficiary a Notice of Non-Compliance and/or initiate a fine against the developer for failure to submit the required Quarterly Report.

The amount of the fine issued shall be issued in accordance with D.C. Official Code § 2–218.63(c)(1), which stipulates:

- \$5,000 for the first offense.
- \$15,000 for the second offense; and
- \$25,000 for each offense thereafter.

Furthermore, a beneficiary will be subject to a fine of 10% of the dollar volume of the contract that was required to be subcontracted to CBE if it fails to achieve the 35% requirement as discussed in Section 2.3.

6.2 REVIEWING QUARTERLY REPORTS & VENDOR VERIFICATION FORMS

Once Quarterly Reports and VVFs have been submitted, the Compliance Specialist shall examine the Quarterly Reports and Vendor Verification Forms to determine if the Licensees and CBE subcontractors attested to paying and receiving the same value for work performed during the quarter, to ensure that only those CBEs that appear on the subcontracting plan are represented in the Quarterly Reports, and input this data into the QuickBase system to track the developer’s progress towards their established CBE Subcontracting Goal. The Compliance Specialist shall ensure that all assigned project expenditures are updated no later than the end of the succeeding quarter unless an alternative deadline is established by management in writing.

Quarterly Reports and VVFs are due at the following times:

Report Due	Frequency	Period Covered	Due Date	Specialist Update Deadline
Quarter 1	Quarterly	10/1 to 12/31	January 31 st	March 31 st
Quarter 2	Quarterly	1/1 to 3/31	April 30 th	June 30 th
Quarter 3	Quarterly	4/1 to 6/30	July 31 st	September 30 th
Quarter 4	Quarterly	7/1 to 9/30	October 30 th	January 31 st

6.3 LICENSE CLOSE OUT

License periods typically do not align with the end of a quarter. Therefore, Compliance Specialists are required to meet with the licensee at least 90 days before the expiration of a license period and determine if the beneficiary is likely to meet the subcontracting requirement.

The Compliance Specialist shall report to management at least 30 days before the expiration of a license period their assessment if the beneficiary is likely to meet the subcontracting requirement.

Should the Compliance Specialist determine that the subcontracting requirement will not be met by the close of the license year, the licensee will be subject to a fine of 10% of the total dollar volume of the operating budget that was required to be subcontracted to CBEs if it fails to achieve the 35% requirement (*e.g.*, if a subcontracting requirement is \$3,000,000 the assessed fine will be \$300,000, unless mitigating factors are taken into consideration by the Director). The Compliance Specialist shall draft a Notice of Fine and route the document to be reviewed by the:

1. Compliance Manager
2. Deputy Director or Chief of Staff
3. General Counsel
4. Director

Compliance Specialist shall send the Notice of Fine within two (2) business days after the approval of the Director and the rights of the licensees shall comport with fines issued under Section 2.3.

	# of Waiver Requests	% of Waiver Requests
FY22-23 Approved Waiver Requests by Industry and NIGP Code		
Total	440	100%
Apparel	1	0%
983-86-50: Rental of Uniforms for Men and Women	1	0%
Arts and Entertainment	1	0%
037-84-28: Children's Books And Activity Items	1	0%
Communications and Media Related Services	6	1%
725-14-30: Chargers, Battery	1	0%
838-45-00: Emergency Radio/Telephone Systems (411, 911 Etc. Dispatch)	1	0%
840-70-77: Video Recording System And Audio Equipment, Vehicle Mounted (In-Car)	1	0%
883-32-00: Computer Telephony Integration (Cti) Systems	1	0%
915-04-00: Advertising, Outdoor Billboard, Etc.	1	0%
961-53-00: Marketing Services (Incl. Distribution, Research, Sales Promotions, Etc.)	1	0%
Construction & Facilities Maintenance	10	2%
906-08-00: Automation; Controls; Instrumentation - Architectural Services	1	0%
910-13-00: Elevator Installation, Maintenance And Repair	2	0%
918-42-00: Engineering Consulting	1	0%
918-63-00: Housing Consulting	1	0%
918-97-00: Utilities: Gas, Water, Electric Consulting	2	0%
959-34-00: Construction Services: Boats, Barges, Ferries, Ships, Etc.	1	0%
968-46-00: Incinerator Services (To Include Ash Vacuuming)	1	0%
968-48-00: Inspection Services, Electrical Instrumentation and Control	1	0%
Document Management and Printing Services	6	1%
966-90-00: Tickets, Special Tags, Labels, Printed: Continuous, Gang Or Single	6	1%
Education Services	27	6%
715-00-00: Publications, Audiovisual Materials, Books, Textbooks (Prepared Materials Only)	1	0%
715-10-43: Curriculum Guides, Supplemental Materials, Baltimore County Public Schools	1	0%
715-30-30: Electronic Publications	1	0%
715-85-40: Mathematics Textbooks	2	0%
715-86-00: Textbooks: 6th Thru 8th Grade (Includes Student And Teacher Editions)	1	0%
785-53-77: Science And Tech Items For Children	2	0%
918-38-00: Education And Training Consulting	3	1%
924-00-00: Educational/Training Services	2	0%
924-16-00: Course Development Services, Instructional/Training	1	0%
924-20-00: Examination And Testing	3	1%
924-35-00: In-Service Training (For Employees)	4	1%
924-86-00: Vocational Training, All Types (Including Vocational Rehabilitation And Technical Education)	1	0%
998-18-00: Books, All Types (Library, School, Etc.), Sale Of Surplus And Obsolete Items	5	1%
Financial Services	25	6%
946-00-00: Financial Services	1	0%
946-10-00: Accounting And Billing Services	1	0%
946-20-10: Auditing Services	1	0%
946-25-00: Banking Services	3	1%
946-29-00: Cash Management Services (Incl. Budgeting Services)	1	0%
946-33-20: Collection Services, Financial Debt	1	0%
946-35-00: Credit Card, Charge Card Services	4	1%
946-48-00: Financial Advisor	1	0%
946-49-00: Financial Services (Not Otherwise Classified)	1	0%
946-56-00: Investment Management Services	2	0%
946-60-00: Loan Administration	1	0%
946-70-20: Electronic Payment Transfer	1	0%
953-00-00: Insurance And Insurance Services, (All Types)	2	0%
958-05-00: Asset Management Services	2	0%
958-39-00: Financial Management Services	1	0%
961-28-00: Economic Development, Domestic and foreign	2	0%
Health Care	63	14%
269-28-59: Naloxone (Antidote For Narcotic Drugs)	2	0%
271-80-00: Respiratory Therapy Solutions and Sets	1	0%
465-14-00: Cardiovascular Instrumentation: Defibrillators, Heart Pumps, Monitoring Equipment, Etc.	1	0%
948-00-00: Health Related Services (For Human Services See Class 952)	2	0%
948-12-00: Ambulance Services, Non-Emergency	3	1%
948-55-00: Medical and Laboratory Services (Non-Physician)	1	0%

948-64-52: Nurse Staffing, Supplemental	2	0%
948-65-00: Nursing Home Services	18	4%
948-74-00: Professional Medical Services (Including Physicians, Pharmacists, And All Specialties)	2	0%
948-74-51: Medical Review Services	2	0%
948-76-00: Psychologists/Psychological And Psychiatric Services (Including Behavioral Management Services)	14	3%
948-76-32: Crisis Stabilization Services To Be Provided In An Inpatient Psychiatric Facility, Short-Term, Normally 7 Days Or Less	4	1%
948-76-33: Crisis Stabilization Services Not Requiring The Intensive Services Of A Psychiatric Hospital	2	0%
948-76-40: Psychiatric Services	3	1%
948-86-00: Therapy And Rehabilitation Services	2	0%
958-56-00: Health Care Management Services (Including Managed Care Services)	1	0%
958-56-50: Pharmacy Benefit Management	3	1%
Human Services	130	30%
918-03-00: Alcohol And Drug Abuse Consulting Services	1	0%
918-67-00: Human Services Consulting (To Include Mental Health Consulting Services)	1	0%
952-00-00: Human Services	5	1%
952-05-00: Alcohol and Drug Detoxification (Incl. Rehabilitation)	1	0%
952-06-00: Alcohol and Drug Prevention	1	0%
952-15-00: Case Management	5	1%
952-37-00: Emergency Shelter	1	0%
952-39-00: Employment Generating Activities	8	2%
952-47-00: Foster Home and Adoption Services	11	3%
952-62-00: Mental Health Services: Vocational, Residential, Etc.	18	4%
952-62-27: Care and Treatment Services Provided in a Non-Residential Setting, Incl. Day Treatment, Rils, Socialization Skills, Etc.	3	1%
952-62-43: Housing And Homeless Programs To Assist In The Development Of Housing Resources For The Mentally Ill	1	0%
952-76-76: Respite Care Services	3	1%
952-78-00: Safe Housing	2	0%
952-92-00: Transitional Living	9	2%
952-92-65: Residential Care And Treatment (Long Term) To Be Provided In A Community Care Home, Etc.	48	11%
952-95-00: Youth Care Services	12	3%
Information Technology	80	18%
204-47-00: Integrated Hardware-Software I.T. Solution (Microcomputer)	1	0%
208-00-00: Computer Software For Microcomputers (Preprogrammed)	1	0%
208-11-49: License, Application Software (Microcomputer)	11	3%
208-32-00: Customer Relationship Management Software (Crm)	1	0%
208-39-00: Desktop Publishing	2	0%
208-81-84: Training Software for Computer Software	1	0%
209-44-78: Student Information Systems Software	2	0%
209-52-00: Human Resources Software	1	0%
918-29-00: Computer Software Consulting	2	0%
918-29-30: Consulting Services Related To The Implementation Of Software	2	0%
918-71-00: IT Consulting	5	1%
920-00-00: Data Processing, Computer, Programming, And Software Services	5	1%
920-03-00: Application Service Provider (Asp) (Web Based Hosted)	2	0%
920-04-00: Applications Software (For Main Frame Systems)	1	0%
920-45-00: Software Maintenance/Support	18	4%
920-45-20: Maintenance And License Agreement Services, Microcomputer Software	14	3%
920-45-31: Maintenance And Support, Software, Mainframe	3	1%
920-46-00: Software Updating Services	1	0%
920-64-00: System Implementation and Engineering Services	1	0%
956-35-00: Internet Database Subscriptions	4	1%
956-35-45: On-Line Subscriptions	1	0%
967-28-00: Computer Hardware and Software Manufacturing Services	1	0%
Laboratory Services	9	2%
193-40-64: Reagents, DNA forensic Analysis	1	0%
193-40-90: Virus Antibody, Test Kits	1	0%
415-52-30: Exhaust System Parts And Accessories, Fume	2	0%
493-11-00: Chromatographs, Gas	2	0%
961-40-00: Forensic Services	3	1%
Legal Services	2	0%
961-49-00: Legal Services, Attorneys	2	0%
Maintenance and Repair of Equipment	1	0%
936-77-00: Substation/High Voltage (Electrical) Maintenance and Repair	1	0%
Miscellaneous Hardware and Equipment	8	2%
155-40-00: Gazebos, Kiosks (Including Informational Type), and Pavilions	1	0%
195-67-00: Time and Attendance Data Collection Systems	1	0%

285-39-00: Generators, Stationary Type (Not Automotive)	1	0%
600-50-00: Counting Devices: Ticometers, Etc. (Paper, Tickets, Etc.)	3	1%
780-84-00: Truck Scales And Railroad Track Scales	1	0%
805-34-00: Bicycles And Tricycles, All Types	1	0%
Other	4	1%
963-48-00: Membership Dues	2	0%
971-30-00: Hotel/Motel Accommodations (Incl. Lodges, Resorts, Bed/Breakfast Inns, Etc.) Rental Or Lease	2	0%
Professional Services	12	3%
918-00-00: Consulting Services	1	0%
918-06-10: Administrative Support, Consulting Services	1	0%
918-32-10: Consulting Services (Not Otherwise Classified)	1	0%
918-58-00: Governmental Consulting	1	0%
956-70-00: Research Services (Other Than Business)	2	0%
962-58-00: Professional Services (Not Otherwise Classified)	6	1%
Scientific Services	3	1%
926-78-00: Remediation Services, Environmental (Including Rehabilitation Services Hazardous Waste and Mold Remediation)	1	0%
962-06-00: Animal Care, Animal Health, Animal Shelter, Animal Production (Breeding), Animal Training Services, Etc.	2	0%
Security and Safety Equipment and Services	15	3%
257-00-00: Defense System and Homeland Security Equipment, Weapons and Accessories	1	0%
257-31-00: Cbrne Detection Equipment	1	0%
257-93-00: Watercraft, CBRNE Response	1	0%
340-16-00: Fire Alarm Systems, Power Sirens, and Controls	1	0%
340-34-40: Gloves, Firefighter (for Structural Firefighting) Meeting the National Fire Protection Assn. Requirements,	1	0%
340-40-00: Fire Suppression Hand Tools: Fire Axe, Fire Rack, Fire Swatter, Etc.	1	0%
340-62-00: Ladders, Fire	1	0%
680-34-00: Citation Issuance Devices and Supplies	2	0%
680-87-00: Surveillance Cameras and Counter-Surveillance Equipment and Supplies	2	0%
990-00-00: Security, Fire, Safety, and Emergency Services (Including Disaster Document Recovery)	1	0%
990-10-00: Armored Car Services	1	0%
990-37-00: Emergency Medical Services (Incl. Emergency Ambulance Services)	1	0%
990-41-00: Fingerprinting Services	1	0%
Transportation	37	8%
035-95-00: X-Ray Scanner, Passenger Baggage	1	0%
055-35-40: Tracking Devices, Gps, (Brand Listed Or Equal)	2	0%
055-39-00: Immobilizer Devices, Vehicle	1	0%
060-09-00: Batteries for Electric Vehicles (Including Recycled Types)	1	0%
070-48-63: Trucks, Pickup, Crew Cab, One Ton	2	0%
070-48-81: Trucks, Utility, Regular Size	1	0%
071-00-00: Automobiles, School Buses, Suvs, And Vans (Including Diesel, Gasoline, Electric, Hybrid, And All Other Fuel Types)	1	0%
071-04-20: Automobiles, Full-Size, 4 Door Sedan	1	0%
071-15-00: Buses Complete, School (Conventional Type) (See Classes 556 Thru 559 For Mass Transit Vehicles)	1	0%
072-00-00: Trucks (Including, Diesel, Gasoline, Electric, Hybrid, And Alternative Fuel Units)	2	0%
072-03-26: Truck, Pickup, Crew Cab, 6 Passenger, Gasoline and Diesel	1	0%
072-30-10: Ambulances and Rescue Vehicles	1	0%
405-13-00: Gas, Natural (Incl. Compressed Natural Gas (Cng))	2	0%
765-13-00: Cranes, Truck Mounted Type, Heavy Duty	1	0%
918-96-00: Transportation Consulting	1	0%
928-00-00: Equipment Maintenance and Repair Services for Automobiles, Trucks, Trailers, Transit Buses and Other Vehicles	1	0%
928-47-00: General Maintenance and Repair, Vehicle	5	1%
928-92-00: Vehicle Inspection and Testing Services (Emissions, Etc.)	1	0%
958-41-00: Fleet Management Services	2	0%
958-50-40: Fuel Management Services, Emergency	1	0%
958-72-00: Parking Management Services (Incl. Operations, Admissions, And Supervision)	2	0%
962-16-00: Bus Transportation Services, School	2	0%
968-88-79: Tree Removal Services W/O Obstacles, Includes Cutting, Grubbing, Removal and Disposal of Trees and Stumps	1	0%
975-14-00: Automobiles And Other Passenger Vehicles (Including Emergency Type) Rental Or Lease	3	1%

Waiver Request ID#	Agency Name	Fiscal Year	Notes on contract services/waiver justification
WR-4152	Department of Behavioral Health	2023	The Office of Contracting and Procurement (OCP) on behalf of the Department of Behavioral Health (DBH) is seeking a Mental Health Rehabilitation Service (MHRS) and Adult Substance Abuse Rehabilitation Service (ASARS) certified Contractor to provide Behavioral Health Support and Care Coordination Services in the District of Columbia to individuals residing at Isolation and Quarantine (ISAQ) and Pandemic Emergency Program for Vulnerable (PEP-V) locations.
WR-4154	Metropolitan Police Department	2023	Maintenance and support of existing software and technology.
WR-4155	Child and Family Services Agency	2023	While ten (10) companies were identified to perform youth services, only one company, Umbrella Therapeutic Services is licensed by the OFL. This company currently provides congregate care services for youth for CFSA (Contract No. DCRL-2019-C4-0091) in a Traditional Congregate Care setting for male youth 13-21 years old. The remaining nine are not licensed by OFL. Therefore, unable to provide said services.
WR-4160	Office of the Chief Financial Officer	2023	The purpose of the contract is to provide Outsourced Chief Investment Officer (OCIO) services for the District of Columbia Other Post-
WR-4171	Department of Behavioral Health	2023	The Office of Contracting and Procurement (OCP) on behalf of the Department of Behavioral Health (DBH) is requesting a waiver of the subcontracting requirement of D.C. Official Code §2-218.46 for Post-Acute Rehabilitation Medical Services. One human care agreement (HCA) will be awarded pursuant to D.C. Code §2-354.13 (2) and the Procurement Practices Reform Act, Section 413 (2). This purchase is exempt from competition because the District has been court ordered to provide inpatient treatment for three District residents at the current facility where they reside. This waiver request is applicable to the base year period of performance, from date of award through 12 months thereafter, of the awarded HCA.
WR-4183	Office of the Chief Financial Officer	2023	OCFO is requesting to waive the subcontracting requirement for its contract with IGT Global ("Contractor"). The Contractor provides Ticket Manufacturing services for OLG. Specifically, the Contractor shall manufacture, print, warehouse, and distribute instant tickets associated with lottery services and goods offered by the District. These services are proprietary to the contractor. Further, the North American Association of State and Provincial Lotteries (NASPL) is the national entity that certifies which companies are eligible to provide these services to jurisdictions. Currently, only the only North American companies that provide these services are Scientific Games Corporation, Pollard Banknote
WR-4185	Office of the Chief Financial Officer	2023	OCFO is requesting to waive the subcontracting requirement for its contract with Scientific Games Corporation ("Contractor"). The Contractor provides Ticket Manufacturing services for OLG. Specifically, the Contractor shall manufacture, print, warehouse, and distribute instant tickets associated with lottery services and goods offered by the District. These goods are proprietary to the contractor. Furthermore, the North American Association of State and Provincial Lotteries (NASPL) is the national entity that certifies which companies are eligible to provide these services to jurisdictions. Currently, the only North American companies approved to provide these services is Scientific Games Corporation, Pollard Banknote Limited, and IGT Global provide these services.
WR-4186	Office of the Chief Financial Officer	2023	OCFO is requesting to waive the subcontracting requirement for its contract with Pollard Banknote ("Contractor"). The Contractor provides Ticket Manufacturing services for OLG. Specifically, the Contractor shall manufacture, print, warehouse, and distribute instant tickets associated with lottery services and goods offered by the District. These services are proprietary to the Contractor. In addition, The North American Association of State and Provincial Lotteries (NASPL) is the national entity that certifies which companies are eligible to provide these services to jurisdictions. Currently, only North American as Scientific Games Corporation, Pollard Banknote Limited, and IGT Global provide these services.
WR-4187	Department of Health Care Finance	2023	The contractor shall provide operations and maintenance of the previously developed and deployed District Direct Mobile Application (Mobile App). The District issued a contract to a System Integrator for design and implementation of the Mobile App that was developed using the Diona Self Service Enterprise Mobility software platform. Diona (US) Inc, (Diona) provides all management supervision, labor, administrative support, reporting requirements, and associated support service to perform the work specified.
WR-4191	Department of Behavioral Health	2023	The Director of the Department of Behavioral Health (DBH), as the successor-in-interest to the Department of Mental Health, pursuant to the authority set forth in Sections 5113, 5117(10) and (13), and 5118 of the Department of Behavioral Health Establishment Act of 2013, effective December 24, 2013 (D.C. Law 20-0061; D.C. Official Code §§ 7-1141.02, 7-1141.06(10) and (13), and 7-1141.7 (2012 Repl.)), hereby gives notice of the adoption of Chapter 38 (Mental Health Community Residence Facilities) to Title 22 (Health), Subtitle A (Mental Health), of the District of Columbia Municipal Regulations (DCMR). The effective date of these rules will be 90 days after the date of publication of this notice in the D.C. Register to allow sufficient time for providers to comply with the new requirements.
WR-4192	Metropolitan Police Department	2023	The proprietary equipment is manufactured by ShotSpotter Inc. and is designed to assist in coordination of Emergency functions and will meet the customized environment for District radio transmission protocols
WR-4197	Department of Public Works	2023	There are no firms licensed and permitted to handle the District's Waste-to-Energy municipal solid waste within an area advantageous to the District's daily requirements.
WR-4199	Child and Family Services Agency	2023	The contractor shall provide a residential trauma facility which operates on a twenty-four (24) hours per day, seven (7) days a week to adolescent female wards of Child and Family Services Agency (CFSA) who have been identified by CFSA as confirmed victims or at high risk of Commercial Sexual Exploitation of Children (CSEC). Residential treatment is part of a continuum of care, which provides services at varying levels of intensity from the most to least restrictive.
WR-4206	Department of Human Services	2023	he rationale and justification for the request follows: the procurement requires the existing contractors to provide supplemental housing for consumers and their families who have contracted COVID-19 or have been exposed to COVID-19, are experiencing homelessness and require alternative housing and isolation as a result of their patient care requirements related to the COVID-19 virus.
WR-4213	Office of Contracting and Procurement	2023	This waiver has been requested by the Government of the District of Columbia Office of Contracting and Procurement, on behalf of the Metropolitan Police Department for the Cellebrite Pathfinder investigation solution based on the following: Base on the DSLBD NIGP Code search for agency requirements, there are in fact, nine qualified small business enterprises that could possibly fulfill the subcontracting requirements however, are incapable of achieving the subcontracting requirements at a project level for contract CW102147 in the amount of \$927,000.00 a) There are not any qualified certified business enterprises (CBE) digital investigative systems, services and, training as Cellebrite is the sole owner of all intellectual property rights of the software and the sole source for fulfilling the supply of the technical requirements for maintenance and support obligations. b) The market research determined that there are not any CBE companies that can provide the digital investigative system software upgrades, maintenance, and support because the software is proprietary to Cellebrite. Cellebrite is the only company to offer a fully integrated digital investigative system. c) Consideration was given to alternate methods for acquiring the work to be subcontracted by determined that there is not a CBE to perform the maintenance and support electronic forensics system software because it is proprietary to Cellebrite. Therefore, Cellebrite is the only company with the technical requirements for upgrades, maintenance and support of the proprietary software utilized by MPD.
WR-4224	Special Education Transportation	2023	Office of Contracting and Procurement on behalf of the Office of State Superintendent of Education requests a full waiver issued to its procurement of (25 Type-A) electric motor driven school buses. A search of the DSLBD database yielded no available SBE/CBE capable of producing (Type-A) electric motor drive school buses for the transportation of special needs school children in the District of Columbia.

			The Department of Public Works - Fleet Management Administration (DPW-FMA) requires E.J. Ward, Inc. to provide fuel terminals upgrade and install the Turn-Key Fuel Management System.
WR-4232	Department of Public Works	2023	E.J. Ward, Inc. (Ward) is the original equipment manufacturer (OEM) of the Ward Fuel View Automated Fuel Management System? (AFMS), including but not limited to its IOT hardware platform; Software as a Service (SaaS) software solutions and cloud hosting environment. Ward is the sole hosting platform provider for its SaaS solutions and servers; and the exclusive support provider for its SaaS and Enterprise software products, cloud systems and hosting servers. At this time, Ward has not certified any other hosting provider or customer direct authorized reseller for its IOT cloud-based software, IOT hardware products or integrated platform offerings.
WR-4233	Department of Behavioral Health	2023	The Contract Specialist who is assigned to this Project at my direction, researched the DSLBD Website for Certified Business Enterprises (CBE) and the National Institute of Government Purchasing (NIGP) Code and found the following: ? No NIGP Codes were found for ?Integrated Care Applications Management System? ? NIGP Code 958-56-00 for Health Care Management Services (Including Managed Care Services) had Twenty-Eight (28) CBEs, ? NIGP Code 920-00-00 for Data Processing, Computer, Programming; And Software Services had ninety-three (93) CBEs. OCP issued a survey question sent via email on November 15, 2022, to all providers listed under NIGP codes 958-56-00, 920-00-00 to determine if they are qualified to provide services. The providers were given up until 2pm November 16, 2022, to give their feedback Out of the Hundred and Twenty-One (121) CBEs contacted by Contract Specialists at the deadline received, five (5) CBEs responded to the survey question that they are unable to provide end user licensing, maintenance, and technical support for the iCAMS. The research confirms there are no available CBE that can provide maintenance, licensing and support to the iCAMS system
WR-4238	Department of Health	2023	DC Health requests a Certified Business Enterprise (CBE) waiver for option period one (1) as the continuation of services are needed from a uniquely qualified pharmacy benefits manager that provides a comprehensive service system to provide better access to pharmacy benefits, Pre-Exposure Prophylaxis (PrEP) assistance benefits, and improved healthcare outcomes for DC AIDS Drug Assistance Program (ADAP) participants.
WR-4248	Department on Disability Services	2023	Due to the sensitive nature of a particular disability, some people are placed by other District agencies with providers that are determined most appropriate to care for the person prior to being of age to be determined eligible to receive services under DDA. DDA begins coordination with the placing agency five years before the person reaches an age of eligibility to receive services from DDS. The decision to retain an out-of-state residential placement is made by the coordination team, which may include the placing agency, DDA, parents or guardians or reached by court order placement
WR-4252	Department of Behavioral Health	2023	Psychiatric nurses for temporary staffing.
WR-4253	Department of Health Care Finance	2023	The software's licenses, maintenance, and support remain the intellectual property of Oracle. The renewal of the support and maintenance for the licenses and software subscriptions are proprietary only to Oracle and will be distributed directly to the District's program office by Oracle's Authorized Premiere Support Renewal Partners (APSRPs). Oracle has authorized six companies as their APSRPs to distribute their renewal license software, none of which are the District's certified business enterprises (CBEs).
WR-4262	Department of Public Works	2023	The Department of Public Works ? Solid Waste Management Administration (DPW-SWMA) is seeking for a vendor to provide an app and web-based ticket issuance and service request management system that will support DPW-SWMA's operation on sanitation
WR-4267	Office of the Chief Financial Officer	2023	The purpose of the contract is to maintain the current software for the Unclaimed Property Management System which manages all aspects of unclaimed property, which is a Kelmar Associates software solution, that will continue to be used to manage the unclaimed properties in the District. Since Kelmar is the only company that can maintain the software, waiver of subcontracting requirement is requested.
WR-4268	Child and Family Services Agency	2023	Therefore, due to the lack of response and market incapacity among the CBE community to provide the required services under the solicitation, the contractor is commercially incapable of achieving the CBE subcontracting requirements.
WR-4273	Department of Public Works	2023	The Office of Contracting and Procurement (OCP) on behalf of the Department of Public Works, Solid Waste Management Administration (DPW-SWMA) has a continuing need for Public Works Solutions, LLC (PWS) to provide maintenance, enhancement and system integration of Trakster software currently being used by DPW-SWMA since the software was implemented for the District in 2006. The contract amount for option year one is not-to-exceed \$300,000.
WR-4277	Child and Family Services Agency	2023	Currently there are no CBE opportunities for Psychiatric Residential Treatment Facilities available because the facility is out of state in Orlando, Florida, seven hundred fifty-eight (758) miles away from the District. Although there are CBE's that may provide a portion of the service, it would be impractical to request a contractor located in Orlando, Florida to require the CBE to travel from DC to Orlando, Florida to treat a client.
WR-4278	Child and Family Services Agency	2023	Although there are eight (8) CBE's that fall under NIGP CODE 9487600 Psychologist/Psychological and Psychiatric Services (Including Behavioral Management Services), none of the nine CBE's provide in-patient psychological residential treatment services for twenty-four (24) hours per day, seven (7) days a week unlike the provider in Dunn Loring, Virginia.
WR-4285	Department of Behavioral Health	2023	Copyrighting software
WR-4296	Department of Behavioral Health	2023	OCP reviewed the list of DBH Certified SRR providers with the profile of vendor under the NIGP codes above to determine if they are qualified to provide services and the findings are as follows: ?IIIOut of the 24 CBEs listed under NIGP, code 952-62-00, only Life Stride Inc is the only certified SRR provider, and Life Stride is currently providing SRR service to DBH as prime contractor ?IIINone of the CBEs listed under NIGP 9488600 are certified by DBH to provide SRR. ?IIIUnder NIGP code 9487600, MBI Health Services is the only company certified by DBH to provide SRR service, and they are currently providing SRR service to the district as a prime contractor. Based on the above market research, there are a limited number of DBH certified CBEs and those that are certified are currently providing services to District residents. The CBE market does not have the capacity to meet the subcontracting needs for the necessary services therefore the providers would be commercially incapable of achieving the subcontracting requirements. Additionally, the DBH is not able to utilize alternative methods for acquiring the work to be subcontracted in order to make the work more amenable to being performed by certified business enterprises because providers must be certified by DBH to provide SRR services.
WR-4297	Child and Family Services Agency	2023	The Contractor, Nexus Woodbourne Center is a DC Medicaid provider located in Baltimore, MD. The Contractor provides services twenty-four (24) hours a day, seven (7) days a week to emotionally disturbed wards of the District.
WR-4299	Department of Behavioral Health	2023	(a)IIIThe Office of Contracting and Procurement (OCP) on behalf of the Department of Behavioral Health (DBH) is requesting a waiver of the subcontracting requirement of D.C. Official Code §2-218.46 for Mental Health Rehabilitation Services (MHRS) for DBH consumers as part of the District's Behavioral Health provider network. Multiple human care agreements (HCA) will be awarded pursuant to procedures set forth in 27 DCMR Chapter 19, Sections 1905 through 1908 under request for qualifications. This waiver request is applicable to the base year period of performance, from date of award through 12 months thereafter, of each awarded HCA.
WR-4300	Department on Disability Services	2023	By Center of Medicare and Medicaid Services laws, these occupancy related items cannot be paid under the Waiver and must be paid by DDS through providers that have been determined qualified and eligible through DHCF to provide home and community-based services (HCBS) for Medicaid beneficiaries to receive services in their own home or community rather than institutions or other isolated settings under the Medicaid Waiver program. The support and services under the IDD HCBS Waiver program are paid by DHCF under Medicaid provider agreements using local and federal-Medicaid match funding
WR-4302	Department on Disability Services	2023	By Center of Medicare and Medicaid Services laws, these occupancy-related items cannot be paid under the Waiver and must be paid by DDS through providers that have been determined qualified and eligible through DHCF to provide home and community-based services (HCBS) for Medicaid beneficiaries to receive services in their own home or community rather than institutions or other isolated settings under the Medicaid Waiver program. The support and services under the IDD HCBS Waiver program are paid by DHCF under Medicaid provider agreements using local and federal-Medicaid match funding.
WR-4304	Office of the Chief Financial Officer	2023	VGSI is the only vendor that can deliver the maintenance and support required due to the proprietary nature of the Vision CAMA software. VGSI does not have a third-party reseller for its products and services.

WR-4309	Washington Convention and Sports Authority	2023	<p>In 2003 the new home for the Walter E. Washington Convention Center was constructed which included the existing fire safety and building automation systems which were manufactured by and continue to be maintained by Siemens through a series of GSA task orders. The primary function of the fire safety and building automation systems is to provide control over the heating, cooling, ventilation and lighting which are critical to the operations of the building.</p> <p>On August 15, 2022, OPCS performed a search of the DSLBD database under NIGP codes 936-09-38 (Maintenance and Inspection of Integrated Fire Alarm and Access Control/ Security System), 340-16-00 (Fire Alarm Systems, Power Sirens, and Controls) and 936-09-30 (Inspection of Fire Alarms) which identified five vendors. OPCS sent a request for qualifications via email to the five CBE vendors with a deadline to respond by August 18, 2022. OPCS received one (1) responses (Planned Power Systems and Interface Fire Alarms and Electrical Services) however the company failed to meet the minimum qualifications.</p> <p>Waiver has been approved for the Base Term and Option Year One in the past.</p>
WR-4310	Washington Convention and Sports Authority	2023	<p>WCSA has a requirement for switchgear maintenance and repair services (the ?Services?) at the Walter E. Washington Convention Center (the ?Convention Center?), Carnegie Library at Mount Vernon Square (?Carnegie?) and the Entertainment and Sports Arena (?ESA?). WCSA intends to exercise Option Year Three of its existing GSA Task Order Agreement with Siemens to perform the Services.</p> <p>In August 2022, OPCS with performed a search of the DSLBD SBE/CBE database under NIGP codes 968-48-00 (Inspection Services, Electrical Instrumentation and Control), 936-77-00 (Substation/High Voltage Maintenance and Repair), 992-40-00 (Electronic and Electronic and Cable Testing Services) and 992-39-00 (Electrical Systems Testing Services) and identified 16 SBE/CBE vendors. OPCS sent a request for qualifications via email on August 15, 2022 to the 16 SBE/CBE vendors with a deadline to respond by August 18, 2022. OPCS received two responses from SBE/CBE vendors contacted, however none of them employed technicians certified to work on Siemen?s equipment.</p> <p>The Base Term, Option Year i and Option Year 2 have been approved in the past.</p> <p>See waiver request memo.</p>
WR-4313	D.C. Office of Risk Management	2023	<p>Origami Risk, LLC is the only entity that can provide maintenance and support of existing Electronic Risk Management System software and technology as they are the creator of the proprietary intellectual property and are still protected and are the only source of the maintenance and support of the software and technology. They provide all services in-house and have no resellers.</p>
WR-4317	Child and Family Services Agency	2023	<p>These services and activities include the provision of foster care and health care services, social adjustment programs, and the development of vocational programs for unaccompanied refugee minors. The contractor is the only vendor who can meet the District's minimum need without disruption currently. Additionally, the provider can ensure the placement of unaccompanied refugee minor youths identified and referred by the United States Citizen and Immigration Services (USCIS) to CFSA, as well as those youths identified as unaccompanied by CFSA and approved placement by the Federal Office of Refugee Resettlement (ORR). Further, the contractor has extensive experience in servicing the target population, which consists of children in the welfare system.</p>
WR-4318	Washington Convention and Sports Authority	2023	<p>The Contract with Kelly generator provides routine and emergency maintenance of four generators and the selective catalytic reduction (SCR) control panel system (the ?SCR System?) that is connected to the active emissions control system. In October 2022, the Authority exercised Option Year One at an NTE amount of \$250,000 for routine and emergency maintenance services. However, staff has now determined that it needs Kelly to perform an additional SCR Replacement Project. Kelly will replace the end-of-life original SCR System that is mandated to be in service by the District of Columbia Department of Energy and Environment. The SCR System regulates the Convention Center?s emissions at acceptable levels per the Title V permit. The Title V permit requires Events DC to confirm the proper urea injection is functioning after the generators reach proper operating temperatures. The emissions will not be reduced by the required 61% without the SCR System.</p> <p>Kelly will not meet the thirty-five percent (35%) set aside for Certified Business Enterprises for this contract due to the lack of SBE/CBE vendors capable of handling this scope of work.</p> <p>On December 1, 2022 and January 13, 2023, OPCS performed a search of the DSLBD database under NIGP Codes: 2853900 Generators, Stationary Type (Not Automotive), 6904300 (Generators, Over 25MW, Power Plant), 9283800 (Electrical Maintenance and Repair) and found five (5) vendors on the date of inquiry. After further investigation, we found that none of those vendors were qualified to work on project, as there is only one (1) vendor in the domestic United States capable of handling this project.</p> <p>We have a letter from Kelly stating ?the scope of work quoted to be performed by Boulden Energy. Boulden Energy is based out of King of Prussia, Pennsylvania. They are the only domestic USA Steuler representative that can perform such a service in the area?.</p>
WR-4324	Department of Public Works	2023	<p>The D.C. Department of Public Works (DPW) has a need to implement a test pilot project of HGT Black Box Technology to the District electric vehicles (EV). The HGT Black Box is a supplemental EV battery attachment technology that regenerates itself and revolutionizes EV batteries beyond runtimes, mileage and capacities while making EV and EV batteries safer and more sustainable. This pilot project will be the first time the District is using this technology on 40 electric vehicles. The HGT Black Box technology is a new, proprietary technology, created and owned by EV Technology, LLC. There are no authorized resellers of this technology, as the EV Technology, LLC is the sole manufacturer, distributor, and therefore, there are no subcontracting opportunities.</p> <p>HGT Black Box is a new technology that does not align with current NIGP commodity codes. The closest is 060-09-00 - batteries for electric vehicles but still not applicable.</p>
WR-4329	Child and Family Services Agency	2023	<p>Wavier was approved previously for this same services under DCRL2020C0101 Not for profit organization. Wavier has been approved for over 15 years. Market research shows they are the only source able to provide services</p>
WR-4330	Office of the Chief Financial Officer	2023	<p>DSLBD posted the waiver online for 10 days, and one CBE commented. OCFO, however, informed the CBE via email that the contract will be fully funded by U.S. Department of Agriculture (USDA) federal grant funds which have a restriction on geographical preference. Specifically, 2 CFR § 416.1(b) prohibits the application of state-imposed (including the District of Columbia) geographic preferences on procurements that use federal grant funds to administer USDA entitlement programs. The Certified Business Enterprise (CBE) program is designed by law to provide geographic preference for District-based businesses. This preference, however, is preempted by federal regulation.</p> <p>Therefore, because the federal regulation's prohibition against geographical preferences preempts District law, there are no subcontracting opportunities available.</p>
WR-4333	Department on Disability Services	2023	<p>By Center of Medicare and Medicaid Services laws, these occupancy related items cannot be paid under the Waiver and must be paid by DDS through providers that have been determined qualified and eligible through DHCF to provide home and community-based services (HCBS) for Medicaid beneficiaries to receive services in their own home or community rather than institutions or other isolated settings under the Medicaid Waiver program. The support and services under the IDD HCBS Waiver program are paid by DHCF under Medicaid provider agreements using local and federal-Medicaid match funding.</p>
WR-4335	Department on Disability Services	2023	<p>By Center of Medicare and Medicaid Services laws, these occupancy related items cannot be paid under the Waiver and must be paid by DDS through providers that have been determined qualified and eligible through DHCF to provide home and community-based services (HCBS) for Medicaid beneficiaries to receive services in their own home or community rather than institutions or other isolated settings under the Medicaid Waiver program. The support and services under the IDD HCBS Waiver program are paid by DHCF under Medicaid provider agreements using local and federal-Medicaid match funding.</p>
WR-4336	Department on Disability Services	2023	<p>By Center of Medicare and Medicaid Services laws, these occupancy related items cannot be paid under the Waiver and must be paid by DDS through providers that have been determined qualified and eligible through DHCF to provide home and community-based services (HCBS) for Medicaid beneficiaries to receive services in their own home or community rather than institutions or other isolated settings under the Medicaid Waiver program. The support and services under the IDD HCBS Waiver program are paid by DHCF under Medicaid provider agreements using local and federal-Medicaid match funding.</p>
WR-4337	Department on Disability Services	2023	<p>By Center of Medicare and Medicaid Services laws, these occupancy related items cannot be paid under the Waiver and must be paid by DDS through providers that have been determined qualified and eligible through DHCF to provide home and community-based services (HCBS) for Medicaid beneficiaries to receive services in their own home or community rather than institutions or other isolated settings under the Medicaid Waiver program. The support and services under the IDD HCBS Waiver program are paid by DHCF under Medicaid provider agreements using local and federal-Medicaid match funding.</p>
WR-4338	Child and Family Services Agency	2023	<p>Wavier applied to previous contract for exact services. Provider is the only Medicaid provider available.</p>

WR-4340	Office of the State Superintendent of Education	2023	The Office of the State Superintendent of Education (OSSE), Chief Information Office needs to renew the enterprise license for Qlik that will allow OSSE to continue using Qlik Sense for visual analytics, embed Qlik visual analytics in external applications and websites, provide training options for the user community, and continue technical support.
WR-4342	Department on Disability Services	2023	By Center of Medicare and Medicaid Services laws, these occupancy related items cannot be paid under the Waiver and must be paid by DDS through providers that have been determined qualified and eligible through DHCF to provide home and community-based services (HCBS) for Medicaid beneficiaries to receive services in their own home or community rather than institutions or other isolated settings under the Medicaid Waiver program. The support and services under the IDD HCBS Waiver program are paid by DHCF under Medicaid provider agreements using local and federal-Medicaid match funding
WR-4343	Fire and Emergency Medical Services Department	2023	The Office of Contracting and Procurement (OCP), on behalf of the District of Columbia Fire and Emergency Services (FEMS) Apparatus Division (AD) (?the District?), seeks a contractor to provide on-site preventive maintenance (PM), preventive maintenance inspections (PMI), and asset reporting services (ARS) for a variety of the District?s medium and heavy-duty vehicles, operated and located throughout the District of Columbia.
WR-4344	Child and Family Services Agency	2023	This contract is a sole source for CFSA clients with significant placement instability. A search of the DSLBD website under the NIGP Code 95-29-250 for Independent Living Services yield zero results.
WR-4348	District of Columbia Public Schools	2023	THIS IS THE DCPS STUDY/TRAVEL ABOARD PROGRAM
WR-4352	Child and Family Services Agency	2023	CFSA is seeking the services of a contractor licensed as a Child Placing Agency (CPA), to provide Therapeutic Foster Homes (Extended Family Home) Services in the State of Maryland. The Contractor must be licensed as a CPA in the State of Maryland.
WR-4355	Fire and Emergency Medical Services Department	2023	Alternative Support apparatus, LLC (ASAP) is the only company that builds the ASAP MedStat off-road ambulance vehicle that features a fully enclosed patient compartment. This vehicle is built on a modified UTV Chassis. The ASAP MedStat is the only UTV based off-road ambulance vehicle that holds a US Patent (Patent No. 11/185,486). This vehicle works hand-in hand with full size ambulance and EMS fleet by providing a climate controlled enclosed environment for the patient, securely housing a full-size cot, and seating for up to two attendants and a driver.
WR-4356	Department of Behavioral Health	2023	The District of Columbia Department of Behavioral Health (DBH) seeks experienced Contractors to provide Psychiatric Residential Crisis Bed (PRSCB) Services in the District of Columbia to individuals identified as in need of crisis stabilization services.
WR-4357	Department on Disability Services	2023	By Center of Medicare and Medicaid Services laws, these occupancy related items cannot be paid under the Waiver and must be paid by DDS through providers that have been determined qualified and eligible through DHCF to provide home and community-based services (HCBS) for Medicaid beneficiaries to receive services in their own home or community rather than institutions or other isolated settings under the Medicaid Waiver program. The support and services under the IDD HCBS Waiver program are paid by DHCF under Medicaid provider agreements using local and federal-Medicaid match funding
WR-4360	Department of Behavioral Health	2023	The District of Columbia Department of Behavioral Health (DBH) seeks experienced Contractors to provide Psychiatric Residential Crisis Bed (PRSCB) Services in the District of Columbia to individuals identified as in need of crisis stabilization services.
WR-4361	Child and Family Services Agency	2023	The District of Columbia (?District?), Child and Family Services Agency (?CFSA?) has a need to enter into a contract with Millcreek Behavioral Health to provide Psychiatric Residential Treatment Services twenty-four (24) hours per day, seven days a week.
WR-4362	Child and Family Services Agency	2023	CFSA is seeking the services of a contractor licensed as a Child Placing Agency (CPA), with an Adoption license to provide intensive foster care services. Children will be placed with the Contractor in the State of Maryland.
WR-4363	Department of Employment Services	2023	The Metropolitan Washington Council currently works with the Office of Administrative Hearings and provides legal assistance and representation for claimants and employers involved in administrative appeals of claim determinations made by the Director. Furthermore, services provided by Metropolitan Washington Council are in accordance with the DC Code Title 51-111. Determination of Claims; hearing; appeal; and witness fees.
WR-4364	Department of Employment Services	2023	The referenced task order contract was issued against a Federal Supply contract. GSA Federal Supply contractors are not required to provide a subcontracting plan nor does GSA Federal Supply Schedule contracts ascribe the same preferences as the District.
WR-4376	Department of Behavioral Health	2023	The District of Columbia has been working to combat the opioid crisis through the LIVE.LONG.DC. 2.0 strategic plan, which focuses on creating a person-centered system of care, strengthening connections across the continuum of care, and using data to implement a targeted approach at the community level and with special populations. One important component of the plan is to support the awareness and availability of, and access to, harm reduction services consistent with evolving evidence-based, best and promising practices. One of these harm reduction practices is the distribution of Naloxone. Naloxone is a safe and effective drug used to reverse an opioid overdose.
WR-4382	Metropolitan Police Department	2023	The estimated contract amount for the maximum quantity of two patrol vessels is \$654,740. A waiver of the 35% mandatory certified business enterprise (CBE) subcontracting requirement is hereby requested because there is no certified business enterprise under NIGP commodity codes 120-23-50 (Boat, Outboard, 22 ft, Lake Patrol) and 257-93-00 (Watercraft, Response, CBRNE) and therefore, no subcontracting opportunities. The inclusion of the mandatory subcontracting requirements hampers competition and the ability to make an award. As such, it is in the best interest of the District to waive the requirement.
WR-4383	Office of the Chief Financial Officer	2023	The purpose of the contract is to maintain and support the Arcadis Gen capital asset management software solution that will continue to be used to manage strategic long-range capital assets decisions for the District. Arcadis Gen is a proprietary solution that was developed and is supported by Arcadis Gen only. There are no third-party vendors capable of providing the licensing, maintenance, and support for this solution to the District.
WR-4385	Department of Health	2023	This request is for the continuation of services provided by the University of Maryland. There are no opportunities for subcontracting. This contract is exempt from competition pursuant to 27 DCMR § 1703, DC Official Code § 2?354.13 (2), and District of Columbia Procurement Practices Reform Act Section 413 (2). The Center for Disease Control awarded DC Health a federal opioid grant. UMB, Maryland Addiction Consultation Services was named in the grant as the partner/contractor to provide phone consultation for opioid prescribing, MAT clinical questions, and resource and referral information. The document titled ?19-1904 Workplan Prevention 191021? lists University of Maryland Baltimore ? Maryland Addiction Consultation Services as the entity upon which DC Health will partner to provide the services. On page 11, the vendor is listed twice: once as a partner and again as the entity with which DC Health will ?develop and executed a contract? under the ?Providers and Health Support Systems Support? table. This workplan is the official document used to receive the grant award currently funding the project. Any changes to this workplan may result in the loss of funding. Additionally, DSLBD waived the subcontracting requirement for the Base Period and Option Year One of the contract. This is the second option year period. Any changes to programming at this point will cause a disruption in services and an increase in costs for the District.
WR-4388	Department of Behavioral Health	2023	The Office of Contracting and Procurement (OCP) on behalf of the Department of Behavioral Health (DBH) is requesting a waiver of the subcontracting requirement of D.C. Official Code §2-218.46 for Mental Health Rehabilitation Services (MHRS) for DBH consumers as part of the District?s Behavioral Health provider network. Multiple human care agreements (HCA) will be awarded pursuant to procedures set forth in 27 DCMR Chapter 19, Sections 1905 through 1908 under request for qualifications. This waiver request is applicable to the base year period of performance, from date of award through 12 months thereafter, of each awarded HCA.
WR-4391	Department of Behavioral Health	2023	The Office of Contracting and Procurement (OCP) on behalf of the Department of Behavioral Health (DBH) is requesting a waiver of the subcontracting requirement of D.C. Official Code §2-218.46 for Mental Health Rehabilitation Services (MHRS) for DBH consumers as part of the District?s Behavioral Health provider network. Multiple human care agreements (HCA) will be awarded pursuant to procedures set forth in 27 DCMR Chapter 19, Sections 1905 through 1908 under request for qualifications. This waiver request is applicable to the base year period of performance, from date of award through 12 months thereafter, of each awarded HCA.
WR-4396	Office of Contracting and Procurement	2023	The Office of Contracting and Procurement (OCP), on behalf of the Department of Corrections (DOC), (the District) awarded to Avid Systems LLC contract CW77923 to develop, install and implement an Offender Management System (OMS) which will replace the current jail management system. The Offender Management System is the District?s official system of record for D.C. inmates, inmate data and custody information. Option Year Three of the contract will allow Avid System LLC to complete testing, training, initiate Go-Live of the system; and finally provide maintenance and support. There are five (5) qualified small business enterprises based on a DSLBD NIGP code search however, none of which can provide the agency?s option year three requirements. While there are five qualified small business enterprises that may possibly be able fulfill the subcontracting requirements, they are incapable of achieving the subcontracting requirements at a project level for the option year three contract CW77923 in the amount of \$1,184,855.90. Harris Corrections Solutions Inc. is the sole source provider of all software licenses and development services including enhancements, modifications, support and maintenance. The software is proprietary to Harris Corrections Solutions Inc. and this company offers a fully integrated Offender Management System. For these reasons stated above, the Office of Contracting and Procurement, on behalf of the Office of the Department of Corrections, respectfully recommend Avid Systems LLC waiver request to have Harris Corrections Solutions Inc. as the subcontractor on the Department of Corrections contract CW77923 Offender Management System.
WR-4398	Child and Family Services Agency	2023	Although there is one CBE, Dynamic Solutions for Aging, LLC, they are a premier health and human service consulting firm that provides business development, project management, education, and training based on their profile in the DSLBD website. CFSA needs a vendor to provide in-patient respite care services and the clients require 24-hour medical monitoring. These clients may have a wide range of medical conditions.

WR-4409	Department on Disability Services	2023	By Center of Medicare and Medicaid Services laws, these occupancy related items cannot be paid under the Waiver and must be paid by DDS through providers that have been determined qualified and eligible through DHCF to provide home and community-based services (HCBS) for Medicaid beneficiaries to receive services in their own home or community rather than institutions or other isolated settings under the Medicaid Waiver program. The support and services under the IDD HCBS Waiver program are paid by DHCF under Medicaid provider agreements using local and federal-Medicaid match funding.
WR-4410	Fire and Emergency Medical Services Department	2023	Transportation Resource Associate's current contract CW60315 is in the final option year and will expire on April 11, 2023. Based on the critical nature of the required services, and the fact that there were no SBE's, or CBE's that were qualified to perform the work, FEMS requests that the subcontracting requirement be waived, and that TRA be awarded a new contract to prevent interruption of services.
WR-4413	Department of Small and Local Business Development	2023	test
WR-4414	Child and Family Services Agency	2023	DSLBD posted the waiver for 10 days, and no CBEs commented. In addition, CFSA conducted a word search for "Autism Services" on DSLBD's CBE database. This search yielded zero results. In addition, there are no NIGP codes on point for these services. CFSA also reviewed the Foundation for Autism's website to determine if there were any local businesses that provide these services and found one result (i.e., RMC of Washington, Inc.). However, RMC Washington, Inc. provides an adult day program, family and individual support services for autism adults but does not have the capacity to provide these services. Therefore, the prime contractor, Community Services for Autistic Adults and Children, Inc. (CSAAC), is being selected because they are immediately available and ready to provide these services to clients that have been diagnosed with autism.
WR-4418	Office of the Chief Technology Officer	2023	Therefore, due to the demonstrated market incapacity, the contractor is commercially incapable of achieving the CBE subcontracting requirement.
		2023	Waiver request for Option Year One of CW100972
WR-4419	Department on Disability Services	2023	By Center of Medicare and Medicaid Services laws, these occupancy related items cannot be paid under the Waiver and must be paid by DDS through providers that have been determined qualified and eligible through DHCF to provide home and community-based services (HCBS) for Medicaid beneficiaries to receive services in their own home or community rather than institutions or other isolated settings under the Medicaid Waiver program. The support and services under the IDD HCBS Waiver program are paid by DHCF under Medicaid provider agreements using local and federal-Medicaid match funding.
WR-4420	Department on Disability Services	2023	By Center of Medicare and Medicaid Services laws, these occupancy related items cannot be paid under the Waiver and must be paid by DDS through providers that have been determined qualified and eligible through DHCF to provide home and community-based services (HCBS) for Medicaid beneficiaries to receive services in their own home or community rather than institutions or other isolated settings under the Medicaid Waiver program. The support and services under the IDD HCBS Waiver program are paid by DHCF under Medicaid provider agreements using local and federal-Medicaid match funding.
WR-4427	Office of Contracting and Procurement	2023	The Department of Youth Rehabilitation Services (DYRS) seeks multiple Providers to provide Therapeutic Foster Homes (Extended Family Home) located in the District of Columbia or within a 50-mile radius of the District of Columbia, to male and female youth who are pre-adjudicated or adjudicated in the District of Columbia's juvenile justice system. Each youth's length of stay will vary based upon the youth's progress. Providers must possess firsthand knowledge and experience gained providing intensive services to youth involved in juvenile justice.
WR-4430	Child and Family Services Agency	2023	DSLBD posted the waiver for 10 days, and no CBEs commented. In addition, CFSA conducted market research using NIGP code 952-22-500 for Youth Care Services which yielded 10 results. However, all of the identified CBEs were deemed not qualified because they do not provide 24-hour supervision needs, particularly for a client with this level of developmental disabilities.
		2023	Therefore, due to the market incapacity among CBEs to provide these services to the patient, the contractor is commercially incapable of meeting the CBE subcontracting requirement.
WR-4431	Department on Disability Services	2023	By Center of Medicare and Medicaid Services laws, these occupancy-related items cannot be paid under the Waiver and must be paid by DDS through providers that have been determined qualified and eligible through DHCF to provide home and community-based services (HCBS) for Medicaid beneficiaries to receive services in their own home or community rather than institutions or other isolated settings under the Medicaid Waiver program. The support and services under the IDD HCBS Waiver program are paid by DHCF under Medicaid provider agreements using local and federal-Medicaid match funding.
WR-4434	Department on Disability Services	2023	By Center of Medicare and Medicaid Services laws, these occupancy related items cannot be paid under the Waiver and must be paid by DDS through providers that have been determined qualified and eligible through DHCF to provide home and community-based services (HCBS) for Medicaid beneficiaries to receive services in their own home or community rather than institutions or other isolated settings under the Medicaid Waiver program. The support and services under the IDD HCBS Waiver program are paid by DHCF under Medicaid provider agreements using local and federal-Medicaid match funding.
WR-4435	Department on Disability Services	2023	By Center of Medicare and Medicaid Services laws, these occupancy related items cannot be paid under the Waiver and must be paid by DDS through providers that have been determined qualified and eligible through DHCF to provide home and community-based services (HCBS) for Medicaid beneficiaries to receive services in their own home or community rather than institutions or other isolated settings under the Medicaid Waiver program. The support and services under the IDD HCBS Waiver program are paid by DHCF under Medicaid provider agreements using local and federal-Medicaid match funding.
WR-4437	Department on Disability Services	2023	By Center of Medicare and Medicaid Services laws, these occupancy-related items cannot be paid under the Waiver and must be paid by DDS through providers that have been determined qualified and eligible through DHCF to provide home and community-based services (HCBS) for Medicaid beneficiaries to receive services in their own home or community rather than institutions or other isolated settings under the Medicaid Waiver program. The support and services under the IDD HCBS Waiver program are paid by DHCF under Medicaid provider agreements using local and federal-Medicaid match funding.
WR-4438	Department of Behavioral Health	2023	The Office of Contracting and Procurement (OCP) on behalf of the Department of Behavioral Health (DBH) is requesting a waiver of the subcontracting requirement of D.C. Official Code §2-218.46 for Mental Health Rehabilitation Services (MHRS) for DBH consumers as part of the District's Behavioral Health provider network. Multiple human care agreements (HCA) will be awarded pursuant to procedures set forth in 27 DCMR Chapter 19, Sections 1905 through 1908 under request for qualifications. This waiver request is applicable to the base year period of performance, from date of award through 12 months thereafter, of each awarded HCA.
WR-4440	Department of Behavioral Health	2023	The Office of Contracting and Procurement (OCP) on behalf of the Department of Behavioral Health (DBH) is requesting a waiver of the subcontracting requirement of D.C. Official Code §2-218.46 for Substance Abuse Treatment Outpatient Services which consists of Level 1-2.5 and Medication Assisted Therapy (MAT) for authorized DBH Consumers.
WR-4442	Department of Public Works	2023	The Contractor shall provide a comprehensive parking enforcement management system that supports PEMA with administering the listed operations below. The proposed system shall be currently in production and utilized by clients.
WR-4446	Office of the Chief Medical Examiner	2023	1) Parking Enforcement Management 2) Vehicle immobilization 3) Towing 4) Dangerous And Abandoned Vehicle Investigations (AVI) 5) Impoundment and Lot management 6) Customer Service and Dispatch 7) License Plate Recognition Systems
WR-4447	Child and Family Services Agency	2023	Fire Resistant uniforms to include shirts, pants, coats, jackets, and hats.
WR-4452	Department of Insurance, Securities, and Banking	2023	CFSA is seeking the services of a contractor to provide in-home nursing services families active with the Child and Family Services Agency (CFSA). The contractor shall provide skilled nursing, personal care and therapeutic in-home health services which shall include, but not limited to the following: dressing changes, gastrostomy tube care, tracheotomy care, medication administration, etc...
WR-4455	Special Education Transportation	2023	80 percent of the total estimated contract amount is other direct cost. the potential vendor is only paid 15-20 percent of the total amount for administrative and implantation cost.
		2023	The Contractor indicates they are unable to subcontract with a sufficient amount of qualified CBE vendors for this Contract. The Contractor has searched the DSLBD website and reached out to several CBE vendors without success. The Contractor has made a good-faith effort to meet the CBE subcontracting requirement.

WR-4464	Department of Human Services	2023	DHS RRH-I Human Care Agreements (HCAs) provide supportive services necessary to help participants in the program access and maintain housing. Unlike other DHS contracts that include services other than case management that can be subcontracted out to meet the set aside requirement (e.g., security, janitorial, maintenance, etc.), RRH-I contracts are entirely composed of staffing that cannot be subcontracted without jeopardizing services to program participants. A successful RRH-I program requires that services are provided by a single qualified agency and no portion of the contract or grant is subcontracted to another entity. This allows for team cohesion and effective management of a highly specialized program. Each position and service listed within the solicitation plays a key role in the success of the participants.
WR-4470	Department of Energy and Environment	2023	Solicitation DOC385856 ? FY19 Anacostia Rover Sediment has been done with limited responses to adequately fulfill the 35% subcontracting participation as of the awarded contract date of April 15, 2019. DOEE is requesting a waiver of a 100% waiver of the subcontracting requirement. Research has presented that there has been no change in the available vendor pool of candidates. This contract has a base period (three years) and two option years. The performance period for option year one is April 14, 2023, through April 15, 2024, with a value of \$6,639,970.73. As promised in the initial waiver request for the base year of contract CW66162, DOEE has conducted research and still determines that it will be unlikely to meet the 35% due to the lack of certified environmental laboratories, drillers, emergency response contractors, or sediment assessment and engineering expertise Certified Business Enterprises (CBEs) in Washington, DC.
WR-4473	Department of Behavioral Health	2023	The Office of Contracting and Procurement (OCP) on behalf of the Department of Behavioral Health (DBH) is requesting a 35% subcontracting waiver for the acute inpatient psychiatric care services, for option year one. The Human Care Agreement (HCA) with Washington Hospital Center (CW99161) and Wisconsin Ave Psychiatric Center (CW99163) provide acute inpatient psychiatric care services twenty-four hours per day, seven days per week, year-round to District residents. The HCAs expire on April 30, 2023. DBH serves more than 22,000 adults, children and youth, and their families in the District each year through a network of community-based providers and unique government delivered services including comprehensive inpatient psychiatric services for involuntary patients. To meet this mandate, DBH executes agreements with community hospitals to provide acute inpatient psychiatric care services and to operate Saint Elizabeths Hospital (SEH) as a forensic hospital and tertiary care facility. The primary purpose of these HCAs is to enable DBH continue the provision of acute inpatient psychiatric care services in the District. The total not-to-exceed amount for option year one for the two HCAs are: Washington Hospital Center(CW99161) - \$618,850 and Wisconsin Ave Psychiatric Center(CW99163) - \$603,725.
WR-4482	Fire and Emergency Medical Services Department	2023	Contract No. CW98809 was awarded on May 10, 2022 to Atlantic Emergency Solutions for Atlantic solutions Maintenance and Repair. Atlantic Emergency Solutions is the Pierce manufacturing Inc. exclusive dealer for sale, service parts and warranty of custom and commercial fire apparatus manufactured by Pierce in the state of Delaware, Kentucky, Maryland, North Carolina, Ohio, Virginia, West Virginia and District of Columbia. Fire Emergency and Medical Services (FEMS) currently has Pierce Squad, Pierce Pumper and Pierce Ladder Trucks. The vendor will be required to maintain and supply parts to ensure these fire units are properly maintained and always in good running conditions.
WR-4484	Department of Transportation	2023	The District Department of Transportation (DDOT) is seeking an authorized licensed dealer to provide eight Ford E-Transit Cargo Van RWD with Medium Roof - Dedicated Electric only.
WR-4489	Department on Disability Services	2023	Due to the sensitive nature of a particular disability, some people are placed by other District agencies with providers that are determined most appropriate to care for the person prior to being of age to be determined eligible to receive services under DDA. DDA begins coordination with the placing agency five years before the person reaches an age of eligibility to receive services from DDS. The decision to retain an out-of-state residential placement is made by the coordination team, which may include the placing agency, DDA, parents or guardians or reached by court order placement
WR-4490	Department on Disability Services	2023	Federal RSA regulations require an informed choice? be provided to the persons eligible to receive services from local RSAs. It is impossible to determine in advance or to control the percentage of how total dollars will be allocated amongst contractors because of the informed choice mandates.
WR-4491	Department on Disability Services	2023	By Center of Medicare and Medicaid Services laws, these occupancy related items cannot be paid under the Waiver and must be paid by DDS through providers that have been determined qualified and eligible through DHCF to provide home and community-based services (HCBS) for Medicaid beneficiaries to receive services in their own home or community rather than institutions or other isolated settings under the Medicaid Waiver program. The support and services under the IDD HCBS Waiver program are paid by DHCF under Medicaid provider agreements using local and federal-Medicaid match funding
WR-4493	Department of Employment Services	2023	ID.me is a secure, equitable, and consumer-controlled model of identity verification through which individuals ? not data brokers or credit bureaus ? get to decide how their data is shared. ID.me is a digital identification process that adheres to the guidelines established by the National Institute of Standards and Technology (NIST). ID.me is critical as it will allow District residents to do the following when accessing DCDOES information systems: Ensures a secure digital identity network that: Increases access rates to critical services in government and the private sector. It empowers individuals to control their own data to streamline access, eliminating the need to create multiple passwords and share credentials frequently. Ensures the right to privacy: ID.me has built rigorous security and privacy requirements into our technology from We are an ethical steward of your personal information and are committed to supporting your rights: Control of your own data.
WR-4494	Department of Public Works	2023	On May 5, 2022, OCP issued Invitation for Bids (IFB) no. Doc606902 for the same requirement after search for Certified Business Enterprise (CBE) under NIGP commodity codes 975-14-00 and 975-14-40 resulted in two vendors. DSLBD approved WR-3843 on April 4, 2022 which was subsequently modified (WR-4034) on July 29, 2022. Contract award was not made from the solicitation because the lone bidder cannot confirm the bid pricing due to fluctuations in the vehicle market. As such, OCP is canceling this solicitation and will issue a sole source contract with Acme Auto Leasing, LLC that will allow the District to continue receiving lease vehicle services without interruption. Under the proposed sole source contract, the District will not place new orders for vehicles while the Contractor availability of the current fleet. Based on this, a waiver of the 35% mandatory CBE subcontracting requirement is hereby requested as its inclusion significantly hampers the District ability to fulfill this critical requirement in a short period of time.
WR-4495	Department of Health Care Finance	2023	The contractor shall provide operations and maintenance of the previously developed and deployed District Direct Mobile Application (Mobile App). The District issued a contract to a System Integrator for design and implementation of the Mobile App that was developed using the Diona Self Service Enterprise Mobility software platform. Diona (US) Inc, provides all management supervision, labor, administrative support, reporting requirements, and associated support service to perform the work specified.
WR-4497	District of Columbia Public Schools	2023	This is professional development for teachers for The Summer Arts for learning academy.
WR-4499	Department of Transportation	2023	Due to the nature of the requirement, there are no alternate methods for acquiring the trucks to be subcontracted in order to make it more amenable to being performed by CBEs. The inclusion of the mandatory subcontracting requirements hampers competition and the ability to make an award. Therefore, it is in the best interest of the District to waive the mandatory CBE subcontracting requirement.
WR-4500	Department of Behavioral Health	2023	There are no Small Business Enterprise (SBE)/CBEs with the experience and expertise to provide immediate diagnosis and treatment to homeless persons in need of mental health/substance abuse assistance as subcontractors. Therefore, the Contracting Officer hereby requests that the 35% subcontracting requirement should be waived, as a result of the findings, which conclude that the marketplace is incapable of providing an adequate supply of CBEs who have the required skills to perform portion of the required CUCC services.
WR-4501	District of Columbia Public Schools	2023	i-Ready Reading and Math Diagnostic Assessment Online Platform
WR-4503	Department of Forensic Sciences	2023	It is the objective of the FSL at DFS to provide meaningful, timely, and effective forensic analysis and interpretation of evidentiary materials when requested by DC's Criminal Justice System. The DFS FSL provides forensic services to both local and federal criminal justice and public safety agencies within the District of Columbia. To meet this objective DFS/FSL requires the latest, and best testing equipment to perform its forensic testing. At present only one contractor (Agilent Technologies, Inc.) can provide the Liquid Chromatography/ Quadrupole Time of Flight (LC/QTOF) instrument needed. Agilent Technologies is a GSA contractor; contract number GS-07F-0564X, Schedule 66 Laboratory Instruments and Services for U.S. Government agencies. Agilent's GSA Schedules program offer technologies, and solutions to U.S. Government agencies serving a wide range of applications.

WR-4505	Washington Convention and Sports Authority	2023	Currently, WCSA does not deploy any form of weapons screening technology to facilitate the safety of people and assets at the Walter E. Washington Convention Center (Convention Center). WCSA is seeking to provide the Convention Center with a state-of-the-art, artificial intelligence driven weapons detection technology. The primary function of the solution is to proactively keep people and assets safe by using advanced sensors and artificial intelligence to detect a wide range of concealed weapons and threats in the building. The deployment of Evolv Express® is the base level standard for twenty-four (24) hours, seven (7) days a week weapons screening. At the Convention Center Evolv Express® will significantly reduce the likelihood that firearms (in whole or in part) and other items intended as weapons of mass destruction will be introduced into the environment. The result will be an exponential enhancement to staff and guest safety.
WR-4511	Department of General Services	2023	DGS is charged with real estate management functions for various District government agencies. As part of its real estate management functions, DGS is charged with purchasing utilities for buildings within its portfolio including electrical services. DGS intends to execute OY3 of the Electric Supply Services Agreement (DGS Contract No. DCAM-20-NC-CA-0006) with WGL Energy Services, LLC for the continued provision of electrical services. DGS authorized the purchase of electric supply services through a cooperative agreement, the Baltimore Regional Cooperative Purchasing Committee Contract No. P-146 with Baltimore County, Maryland. WGL works with DGS to actively manage its electricity needs.
WR-4515	Department of General Services	2023	The services subject of the proposed contract and requested waiver are for the purchase of utility services (natural gas commodities) which by nature cannot be subcontracted.
WR-4516	Department of Forensic Sciences	2023	The latent print analysis and processing of physical evidence recovered from crime scenes require the District to obtain the professional services from a private laboratory for DFS clients (OAG, USAO, etc.) and then to complement the DFS forensic sciences laboratory until re-accreditation is achieved by the LPU. There are only a few private laboratories who possess the ANSI National Accreditation Board ISO/IEC 17025. Given the District's scope for latent analysis and evidence processing, there is only one private laboratory, Ron Smith & Associates, Inc.
WR-4521	Office of the Chief Financial Officer	2023	DSLBD posted the waiver request for 10 days and no CBEs commented. In addition, OCFO conducted market research using DSLBD's CBE database under NIGP code 9465600 for Investment Management Services. This search yielded nine (9) results. OCFO reached out to each of these CBEs, but none were responsive to the request for qualifications. Therefore, due to the nature of the contract and the failure of CBEs to respond to a request for qualifications, the contractor is commercially incapable of achieving the subcontracting requirements.
WR-4522	Office of the Chief Financial Officer	2023	DSLBD posted the waiver for 10 days and no CBEs commented. In addition, OCFO conducted market research using NIGP Code 9634800 for Membership Dues, NIGP Code 9632000 for Associations, NIGP Code 9636400 for Registration Fees, and NIGP Code 9630000 for Non-Biddable miscellaneous Items. The searches yielded zero results. Therefore, based on the nature of the contract and the lack of capacity, the contractor is commercially incapable of achieving the subcontracting requirement.
WR-4531	Department of General Services	2023	It is the purpose of this request to seek a waiver of the mandatory 35% Certified Business Enterprise (CBE) subcontracting requirement and approval to waive the subcontracting requirement in this Cooperative Agreement because there are no subcontracting opportunities that can be identified.
WR-4540	Child and Family Services Agency	2023	The waiver request was initiated before the final contract was negotiated therefore the period of performance and contract award amount were projections. This request to amend is to update the period of performance dates and final contract award amount.
WR-4542	Metropolitan Police Department	2023	The District of Columbia Office of Contracting and Procurement, on behalf of the Metropolitan Police Department (MPD) (the ?District?) requires the services of a qualified contractor to supply MobilePro Systems ? Power Sentry 6000 Control Section Long CCTV Surveillance Camera Systems, MobilePro Commander 3400 Trailer and various CCTV replacement parts and equipment.
WR-4543	District of Columbia Public Schools	2023	Online Applications and Licenses Support
WR-4544	Office of the Chief Technology Officer	2023	The District of Columbia Office of Contracting and Procurement (?OCP?), on behalf of the Metropolitan Police Department (MPD), requires Gtechna to provide continued support and maintenance of MPD ?Officer? eTicketing delivered by Gtechna USA Corporation
WR-4548	Department of Behavioral Health	2023	B.1The Office of Contracting and Procurement (OCP), on behalf of the Department of Behavioral (DBH), seeks to retain the sole vendor, OutFront Media, who has permission to advertise on Washington Metropolitan Area Transit Authority (WMATA) metro buses, trains, billboards, bike shares, etc. to support the advertising services throughout the District of Columbia (The District) related to the District's State Opioid Response (SOR) campaign, LIVE.LONG.DC.
WR-4562	Special Education Transportation	2023	The Office of the State Superintendent of Education (OSSE), Division of Student Transportation (DOT)(the ?District?) requires multiple contractors to provide student transportation services to students with disabilities. To meet this need, the District plans to award multiple contracts. A waiver of the 35% Small Business Enterprise (SBE) subcontracting requirement is being submitted to the DSLBD because vendors are unable to meet this requirement. Certified Business Enterprise (CBE) contractors will be invited to the solicitation and receive CBE preference. A waiver has been received previously for the purchase of this commodity (ref: WR-4455).
WR-4566	Office of the Chief Financial Officer	2023	The purpose of the contract is to allow the Contractor to continue to provide cardholder present and cardholder not present merchant card processing services. DSLBD waived the requirement of CBEs for the base year and option period one as there are no PCI certified CBEs qualified to provide this service. The District needs to add additional funding for services.
WR-4567	Child and Family Services Agency	2023	CPSA hereby requests a waiver of the 35% subcontracting requirements for the above-mentioned HCA as required by D.C. Law 16-33: D.C. Official Code §2-218.46 and 2-218.51 et,seq. (?CBE Act?), which requires that all non-construction contracts in excess of \$250,000.00 have at least 35% of the dollar volume subcontracted to Small Enterprises or to Certified Business Enterprises, if there is an insufficient number of qualified Small Business Enterprises to completely fulfill the requirements.
WR-4571	Office of the Chief Financial Officer	2023	DSLBD posted the waiver request for 10 days, and one CBE (All Bets Inc.) commented. OCP contacted All Bets Inc. and they advised that they do not have the capacity to process American Express transactions. In addition, OCP conducted market research utilizing DSLBD's CBE database under the NIGP code 9463500 (Credit Card, Charge Card Services), and using the descriptions "American Express", "settlement", and "transactions". This search yielded two results. An email was sent to both CBEs, and they were non-responsive. Due to the proprietary nature of the contract, the budget for the contract element covers the technology system leaving no availability for potential subcontracting. This is a major factor in determining that the contractor is incapable of achieving the subcontracting requirement. Given the aforementioned, including the proprietary nature of system, there are no subcontracting opportunities.
WR-4581	Department of Human Services	2023	A successful PSH3 program requires that services are provided by a single qualified agency and no portion of the contract is subcontracted to another entity. This allows for team cohesion and effective management of a highly specialized program. Each position and service listed within the solicitation plays a key role in the success of the participants.
WR-4586	Child and Family Services Agency	2023	Residential Services
WR-4593	Department of Public Works	2023	The estimated contract amount for the services is \$1,300,000. A waiver of the 35% mandatory certified business enterprise (CBE) subcontracting requirement is hereby requested after search for CBE under NIGP commodity code 928-00-00 for Equipment, Maintenance and Repair Services for Automobiles, Trucks, Trailers, Transit Buses and Other Vehicles resulted in three vendors. After further research, two of the vendors, namely John-John, Inc. and Metro Motor Towing are deemed not qualified because their businesses are into towing services. There's no available information for the third vendor, T&W Auto, to determine if they are qualified. The company has no official website and several calls made to the company are unanswered. With this information, we determine that there are no subcontracting opportunities for qualified CBEs. And due to the nature of the requirement, there are no alternate methods for acquiring the critical services to be subcontracted in order to make it more amenable to being performed by CBEs. The inclusion of the mandatory subcontracting requirements hampers competition and the ability to make an award. Therefore, it is in the best interest of the District to waive the requirement.
WR-4594	Office of the Deputy Mayor for Health and Human Services	2023	The Department of Youth Rehabilitation Services (DYRS) has a need to exercise option period two to provide Pre and Post Transitional Homes to the District's adjudicated youth.
WR-4596	Department of Behavioral Health	2023	None of the CBEs under the highlighted NIGP codes are authorized or licensed to distribute or provide technical support to the Avatar software system. Therefore, a CBE is not capable of providing the necessary licenses, support and maintenance as the manufacturer retains full control, access and responsibility of services delivered for the District's system.

			Since the initial award in 2017, there has been no change in the requirements and including the requirement that the services are to be provided by a U.S. Department of Housing and Urban Development (HUD) certified housing counseling organization and a nonprofit and the services provided by HUD certified counselors.
WR-4597	Department of Small and Local Business Development	2023	Given the requirement of being HUD certified still exists, it is impossible that any SBE/CBE would be able to qualify to meet the requirements since SBEs/CBEs cannot be nonprofits, therefore HUD certified, thus, there are no apparent subcontracting opportunities for this solicitation. OCP requests that a waiver of the mandatory 35% SBE/CBE subcontracting requirement for the above referenced solicitation be approved as it was previously approved for similar services under determination number WR- 4130.
WR-4599	Department of Forensic Sciences	2023	The laboratory must be accredited in accordance with ISO/IEC 17025 and demonstrate compliance with the Director of the Federal Bureau of Investigation (FBI)'s Quality Assurance Standards for Forensic DNA Testing Laboratories (QAS).
WR-4601	Office of the Chief Financial Officer	2023	The District needs a Contractor that is an expert in collection and transmission of tax debts and maintenance of data security and protection in accordance with industry standards to provide collection services for delinquent individual income tax accounts and business tax debts. There doesn't seem to be any qualified CBE's to provide the services. Therefore, the OCFO requests a waiver.
WR-4605	Child and Family Services Agency	2023	DSLBD posted the waiver request for the mandatory 10-day period and no CBEs commented. Also, CFSA conducted market research using DSLBD's database under NIGP code 9529500 for Youth Care Services. This search yield ten (10) CBEs. Eight of the identified CBEs did not have the requisite Human Care Agreements with CFSA, one CBE (KBEC Group) was non-responsive to CFSA's communications, and the other (Umbrella Therapeutic Services, Inc.) is currently under contract and does not have capacity to provide any additional services. Additionally, transportation of the resident youth cannot be subcontracted under this contract because CFSA contracts with DSM, a CBE, for transport of the resident youth and the costs are paid separately by CFSA. Therefore, given the demonstrated market incapacity among CBEs for the congregated needs of the client population, as well as the CFSA-contracted transportation services, the prime contractor is commercially incapable of achieving the subcontracting requirement.
WR-4606	Health Benefit Exchange Authority	2023	NFP Health Corporation has provided accounting and premium billing functions for HBX since 2014. Since the initial contract was awarded, HBX has invested significant capital resources and funding into customizing its system. NFP Health has made customizations necessary for the implementation of a new affordable health care program for childcare centers licensed in the District of Columbia.
WR-4607	Department of Human Services	2023	he Department of Human Services (DHS) has a need to exercise Option Period One to provide case management services to chronically homeless families with histories of homelessness. The start date of Option Period One is October 1, 2023 through September 30, 2024. Thus, the period of performance for the waiver is requested from October 1, 2023 through September 30, 2024.
WR-4610	Child and Family Services Agency	2023	We are requesting a modification to this waiver because the previous contract number has expired. Previous contract number was DCRL- 2020-C-0105 the current contract number is DCRL-2023-C-0075. Class waiver for all 5 Collaborative contracts. However, the contract number for the Georgia Ave Collaborative has been changed to DCRL-2023-C-0075 as shown on the updated justification
WR-4612	Child and Family Services Agency	2023	The District of Columbia Child and Family Services Agency (CFSA), (the ?District?) has established a Contract with God's Anointed New Generation to provide Traditional Congregate Care Services for males and females aged thirteen (13) to twenty-one (21).
WR-4621	Department of Behavioral Health	2023	Market research demonstrates there is a lack of SBEs/CBEs that possess the requirements to fulfill any portion of the required services. The findings conclude that the marketplace is incapable of providing qualified CBEs/SBEs certified operators with the required skills to perform any portion of the required Representative Payee Services. Based on the unique nature of these services, the fact that the services are critical and specialized and limited subcontracting opportunities exist, the Contracting Officer hereby requests a waiver of the 35% subcontracting requirement.
WR-4623	Department of Behavioral Health	2023	None of the identified CBE vendors have the capability to provide 24 hour services seven days a week at any time and full-service ambulance vehicles (not medical vans, wagons, or trucks) with at least two vehicles available to accomplish transportation services. These are critical requirements within the statement of work that a contractor must provide to be able to perform the services. Therefore, the Contracting Officer hereby requests a waiver of the District's subcontracting requirement as a result of the findings which conclude that the subcontracting requirements cannot be met.
WR-4636	D.C. Office of Risk Management	2023	DSLBD posted the waiver request for 10 days, and no CBEs commented. In addition, OCP conducted market research utilizing DLSBD's CBE database under the NIGP code 9585650 (Pharmacy Benefit Management). This search yielded one (1) CBE. OCP reached out to the CBE by email providing the scope of work and requirements. However, the Contractor is the only vendor with the system capabilities and proprietary software to support the system and pharmacy benefits requirements for seamless integration and management. Because the proprietary nature of the services/product there are no subcontracting opportunities. Therefore, due to the proprietary nature of the services, the contractor is commercially incapable of achieving the subcontracting requirement.
WR-4639	Department of Behavioral Health	2023	Based on the market research, OCP identified 67 CBEs within the eight NIGP codes. None of the CBE vendors are certified by DBH to provide Level III SUD Residential Treatment Services, therefore they are not capable of subcontracting the necessary services. The CBE market does not have the capacity to meet the subcontracting needs for the required services therefore the awarded providers would be commercially incapable of achieving the subcontracting requirements.
WR-4641	Department of Behavioral Health	2023	Of the 25 CBEs identified via the NIGP code, six vendors are DBH certified for MHRS and have a current HCA with the District. Based on the market research, there are a limited number of DBH certified CBEs and those that are certified are currently providing services to District residents. The CBE market does not have the capacity to meet the subcontracting needs for the necessary services therefore the awarded provider would be commercially incapable of achieving the subcontracting requirements.
WR-4642	Department of Behavioral Health	2023	Of the 25 CBEs identified via the NIGP code, six vendors are DBH certified for MHRS and have a current HCA with the District. Based on the market research, there are a limited number of DBH certified CBEs and those that are certified are currently providing services to District residents. The CBE market does not have the capacity to meet the subcontracting needs for the necessary services therefore the awarded provider would be commercially incapable of achieving the subcontracting requirements.
WR-4645	District of Columbia Public Schools	2023	The Contractor is providing teachers with supply credit cards.
WR-4647	Department of General Services	2023	The Department of General Services formally seeks a waiver of the mandatory set-aside to a small business enterprise or certified business enterprise. The Department intends to enter into a General Service Administration (?GSA?) Task Order with ISM, Inc to provide software maintenance and support services for Archibus 23.1, an Integrated Workplace Management System (?IWMS?) platform, building information modeling and CAD design software used bi-directionally by the Departments Portfolio Division to manage, gather, catalog, and analyze data of all District owned and operated properties. The proposed contract will ensure the continued software maintenance and operation of the IWMS platform currently housing the Districts' entire portfolio of real estate assets comprising of more than 210 million square feet.
WR-4651	Department of Health	2023	Animal Care and Control Facility
WR-4653	Office of the Deputy Mayor for Health and Human Services	2023	OCP on behalf of DYRS is seeking to obtain a waiver for option year four under CW71900 for the Win Team to provide Therapeutic Foster Homes (Extended Family Home) located in the District of Columbia or within a 50 mile radius of the District of Columbia's juvenile justice system.
WR-4656	Department of Employment Services	2023	Geographic Solutions, Inc. provides operations and maintenance of the existing Job Spider Web and Virtual One Stop programs supporting the Department of Employment Services which is proprietary technology.
WR-4658	Child and Family Services Agency	2023	The prime contractor shall provide CSEC Specialized Residential Support Services, to adolescent female wards of Child and Family Services Agency (CFSA) who have been identified by CFSA as confirmed victims or at high risk of Commercial Sexual Exploitation of Children (CSEC). Residential treatment is part of a continuum of care, which provides services at varying levels of intensity from the most to least restrictive. This continuum of care is dynamic; treatment services provided to the clients under this contract are geared toward improving the level of functioning so those clients progress to less restrictive settings and increased levels of functioning.
WR-4659	Department of Insurance, Securities, and Banking	2023	The waiver request is for the option period one.

			<p>In October 2021, Events DC entered into the base term of a GSA Task Oder Agreement with Fujitec with four (4) one-year options. The GSA Task Order Agreement with Fujitec provides monthly testing, inspection, preventative maintenance, and repair services for thirty-two (32) Fujitec elevators and forty-four (44) escalators at the Walter E. Washington Convention Center (the "Center") and two (2) Thyssen Krupp elevators and one (1) external lift currently installed at the Carnegie Library ("Carnegie"). The Fujitec elevators and escalators at the Center accounts for 99.3% of the contract value and the Thyssen Krupp elevators and external lift in Carnegie accounts for .07% of the contract value.</p> <p>Fujitec is the original equipment manufacturer, installer, and maintenance provider for the escalators and elevators at the Center. To carry out the continued requirement, the qualified vendor must be capable of providing routine maintenance and emergency repair services on Fujitec escalators and elevators. The vendor must be authorized servicers or installers by Fujitec to perform those services because the Fujitec employees are specially trained to service Fujitec escalators and elevators.</p> <p>OCPs conducted a search of the Department of Small and Local Businesses Development CBE Certified Contractors website to identify certified SBEs and CBEs. OCPs used the NIGP Codes: 910-20-00 (Escalator and Moving Walkway, Installation, Maintenance and Repair), 918-39-00 (Elevator/Escalator/Moving Walks Consulting Services) and 910-13-00 (Elevator Installation, Maintenance and Repair) and found five (5) vendors on the date of inquiry. OCPs requested qualifications on March 23, 2023, from the five (5) vendors and none of the vendors responded by the due date of March 31, 2023.</p> <p>Events DC has made a good faith effort to recognize qualified SBEs and CBEs to perform escalator and elevator maintenance services for WCSA. However, the lack of Fujitec certified installers and servicers, as confirmed by Fujitec, makes it impossible for WCSA to award Option Year Two (2) to an SBE/CBE.</p> <p>Events DC requests a waiver of the fifty percent (50%) set-aside subcontracting requirement of D.C. Code § 2-218.46, and the selection of Fujitec for the proposed Option Year Two (2). Finalization of the proposed exercise of Option Year Two (2) is pending a decision of this waiver request by the Director of DSLBD.</p>
WR-4662	Washington Convention and Sports Authority	2023	
WR-4665	Department on Disability Services	2023	<p>Due to the sensitive nature of a particular disability, some people are placed by other District agencies with providers that are determined most appropriate to care for the person prior to being of age to be determined eligible to receive services under DDA. DDA begins coordination with the placing agency five years before the person reaches an age of eligibility to receive services from DDS. The decision to retain an out-of-state residential placement is made by the coordination team, which may include the placing agency, DDA, parents or guardians or reached by court order placement</p>
WR-4666	Department of Forensic Sciences	2023	<p>Capital Purchase - Capital Asset purchase of a scientific testing instrument for the District's Public Health lab's clinical toxicology unit. The unit will have the latest testing protocols, instrument and software to be able to respond to toxic events. The CTU is a part of the District's emergency response and public health readiness initiative. The District intends to purchase from the GSA Supply Schedule to obtain the best pricing and terms to secure the instrument, accessories, related hardware/software.</p>
WR-4669	Department of Behavioral Health	2023	<p>DSLBD posted the waiver request for 10 days, and one CBE (Aligned Development Strategies, Inc.) commented. OCP did reach out to the CBE and informed them that due to the proprietary nature of the services there are no subcontracting opportunities. In addition, OCP conducted market research utilizing DSLBD's database under the NIGP codes (2088184 - training software for computer software and 9243500 - In-service training). This search yielded 106 results. However, Kognito Solutions LLC and only Kognito staff have the license and training to provide maintenance and support of the system in order to facilitate the secure exchange of data with the District's human resources systems and DC public school through SupportDCYouth.com learning portal that currently provides these legislative mandated behavioral health trainings. Kognito is the sole owner and operator of the web-based system.</p> <p>Therefore, due to the proprietary nature of the services, there are no subcontracting opportunities for the CBE community.</p>
WR-4670	Department of Behavioral Health	2023	<p>The Office of Contracting and Procurement (OCP) on behalf of the Department of Behavioral Health (DBH) is requesting a waiver of the subcontracting requirement of D.C. Official Code §2-218.46 for Respiratory Care Therapy Services for Cardiopulmonary Services, LLC. The human care agreement (HCA) was awarded pursuant to procedures set forth in 27 DCMR Chapter 19, Sections 1905 through 1908 under request for qualifications.</p>
WR-4671	District of Columbia Public Schools	2023	<p>Print and Online Licenses</p>
WR-4673	Department of Health	2023	<p>Market research for option year one has again determined there are no qualified CBEs to perform these services. It is further determined that since the strict federal and local compliance guidelines have not changed, AmerisourceBergen is still unable to portion out any part of the Requirements to a subcontractor.</p>
WR-4678	Department of Behavioral Health	2023	<p>DSLBD posted the waiver for 10 days, and no CBEs commented. In addition, OCP conducted a search using DSLBD's online website under NIGP Code 9060800 for Automation; Controls; Instrumentation - Architectural Services and 9101740 for Maintenance and Repair, Building Automation System. The searched yielded 5 results. An email was sent to each CBE inquiring if they could perform the required services under this procurement. One email came back as undeliverable, and the other CBEs were non-responsive. Therefore, due to the demonstrated market incapacity and lack of response from the CBE community, the contractor is commercially incapable of achieving the subcontracting goal.</p>
WR-4688	Department of General Services	2023	<p>Pursuant to D.C. Official Code § 2-218.51, the subcontracting requirements of D.C. Official Code § 2-218.46 may be waived only if there is insufficient market capacity for the goods or services that comprise the project and such lack of capacity leaves the contractor commercially incapable of achieving the subcontracting requirements at a project level. A District of Columbia (DC) or District agency seeking waiver shall submit to DSLBD a request for waiver, and shall include the following: (1) The number of certified business enterprises ("CBE"), if any, qualified to perform the elements of work that comprise the project; (2) A summary of the market research or outreach conducted to analyze the relevant market; and (3) The consideration given to alternate methods for acquiring the work to be subcontracted to make the work more amenable to being performed by CBEs.</p>
WR-4692	Office of the Chief Financial Officer	2023	<p>Based on the CBE market research there is insufficient market capacity for the requirements. The lack of capacity leaves the potential Offerors commercially incapable of achieving the subcontracting requirements, thus requiring a waiver of the 35% CBE subcontracting requirement for the base period of the proposed solicitation.</p>
WR-4693	Office of the Chief Financial Officer	2023	<p>Neither the DSLBD website nor the DES system generates a NIGP code that accurately reflects the product and services (Maverick ENGAGE guided learning tool) required by the District. We could only select a generic NIGP code (9243585), which is very broad and general. The search provided results for ten (10) CBE companies (Exhibit B) that may provide a commercial guided learning software tool; however, the District requires continued use of the specific Maverick guided learning tool, which has already been configured for the District, and can only be provided by Maverick Solutions (Exhibit A). There are no third-party resellers for the required product. The procurement of this Maverick guided learning tool is considered exempt from competition since the software is proprietary and falls under the authority of the PPRA Section 413(8).</p>
WR-4697	District of Columbia Public Library	2023	<p>Ingram Library Services, LLC (Ingram) is one of Ingram Content Group's operating units. Ingram Content Group has the industry's largest active book inventory, with access to 7.5 million titles. Their markets include booksellers, librarians, educators, and specialty retailers. In addition to print distribution Ingram also provides digital content services to independent bookstores throughout the United States.</p>
WR-4698	Department of Employment Services	2023	<p>The Department of Employment Services requires a contractor to provide continued Advisory & Assistance Services for the implementation of National Association of State Workforce Agencies (NASWA) proprietary National Unemployment Insurance Systems as it pertains to the Unemployment Insurance Benefits System (UIBS).</p>
WR-4699	Not-For-Profit Hospital Corporation	2023	<p>Because of the specialized nature of these services and Northrium's experience with providing such services, the requirements of D.C. Code §2-218.46 cannot be met because the work is too specialized to subcontract; thus, the Hospital is requesting a waiver from the subcontracting requirements for the Northrium contract.</p> <p>The Hospital is committed to empowering and supporting small business enterprises and certificated business enterprises. For example, all construction contracts awarded within the last year are either SBEs or BCEs and/or have met the subcontracting requirements</p>

WR-4700	Child and Family Services Agency	2023	Although there is one CBE, Dynamic Solutions for Aging, LLC, they are a premier health and human service consulting firm that provides business development, project management, education, and training based on their profile in the DSLBD website. CFSA needs a vendor to provide in-patient respite care services and the clients require 24-hour medical monitoring. These clients may have a wide range of medical conditions.
WR-4701	District of Columbia Public Schools	2023	The contractor will be providing licenses to access the online platform
WR-4704	Department of Behavioral Health	2023	Based on the unique nature of these services, the fact that the services are critical and specialized, and no subcontracting opportunities exist, the Contracting Officer hereby requests that the 35% subcontracting requirement be waived. The findings conclude that the marketplace is incapable of providing CBE companies who possess the appropriate permissions/certifications to perform the iCAMS maintenance services. There are no identified subcontractors within the assigned NIGP codes able to fulfill the full scope of the iCAMS services because iCAMS is software developed by Qualifacts specifically for DBH.
WR-4705	Department on Disability Services	2023	Federal RSA regulations require an informed choice? be provided to the persons eligible to receive services from local RSAs. It is impossible to determine in advance or to control the percentage of how total dollars will be allocated amongst contractors because of the informed choice mandates.
WR-4706	Department on Disability Services	2023	Federal RSA regulations require an informed choice? be provided to the persons eligible to receive services from local RSAs. It is impossible to determine in advance or to control the percentage of how total dollars will be allocated amongst contractors because of the informed choice mandates.
WR-4711	District of Columbia Public Library	2023	The services will enable DCPL and other public libraries to lend popular audio books, eBooks, streaming videos, magazines, and other digital content via the library's website on a single platform.
WR-4713	District of Columbia Public Library	2023	The Contractor shall furnish and deliver processed shelf-ready books, print and digital content, materials, and selected services to the DC Public Library and DC Public Schools on an as-needed basis.
WR-4715	Department of Behavioral Health	2023	DSLBD posted the waiver for 10 days, and no CBEs commented. In addition, DBH conducted market research using NIGP Code 920-45-22 for Software Licensing and Related Support Services and NIGP Code 208-11-49 for License Application Software-Microcomputer. The searches yielded six results. However, Netsmart owns the My Avatar system, and none of the CBEs have the background, certification, expertise, or license to support the Avatar System. Therefore, due to proprietary reasons and the lack of resellers/authorized partners, Netsmart is commercially incapable of subcontracting.
WR-4716	Office of the State Superintendent of Education	2023	CLS is the creator, manufacturer, and sole distributor of the SmartLab Learning System. Smartlabs empower learners to pursue appropriate levels of challenges and allows exploration of user relevant topics. The SmartLab environment is a complete learning system with no equivalent.
WR-4719	Department of Motor Vehicles	2023	The Government of the District of Columbia, Office of Contracting and Procurement, on behalf of DMV, (the ?District?), has a continued need for Z-Square Technology, LLC to provide comprehensive Knowledge Testing System for commercial driver licenses (CDL)
WR-4729	Fire and Emergency Medical Services Department	2023	Non-Emergency Ambulance and Triage Services
WR-4731	Department of Transportation	2023	Search for certified business enterprises (CBE) made to NIGP commodity codes 072-00-00 for Trucks (including diesel, gasoline, electric, hybrid and alternative fuel units) and 065-80-00 for Stake bodies and parts resulted in zero (0) CBE vendor. The H. K. Truck Services is the authorized dealer of Lion Electric Co., USA Inc. and the only source authorized to sell a Lion 6 electric chassis in the District of Columbia. DDOT needs electric stake body trucks for District streets and bridge to complete several tasks.
WR-4735	Office of the Chief Technology Officer	2023	Pursuant to D.C. Official Code § 2-218.51 and the subcontracting requirements of D.C. Official Code § 2-218.46, subcontracting requirements may be waived only if there is insufficient market capacity for the goods or services that comprise the project and such lack of capacity leaves potential Offerors commercially incapable of achieving the subcontracting requirements at a project level. The agency seeking waiver is required to submit to DSLBD a request for waiver to include: (a) The number of certified business enterprises (CBE), if any, qualified to perform the elements of work that comprise the project; (b) a summary of the market research or outreach conducted to analyze the relevant market; and (c) the consideration given to alternate methods for acquiring the work to be subcontracted in order to make the work more amenable to being performed by CBEs. QuickBase, Inc. is the creator of all QuickBase operated systems utilized in the District, and thus owns the intellectual property of QuickBase and is the only source of the maintenance and support for all existing QuickBase software and technology. Therefore, there are zero (0) qualified small business enterprises that can fulfill the subcontracting requirement of this contract for option year 2, which is valued at \$2,324,114.80. For the reasons stated above, the Office of Contracting and Procurement, on behalf of the Office of the Chief Technology Officer respectfully request approval of a waiver for option year 2 of contract CW91689 with QuickBase, Inc.
WR-4737	Department of Behavioral Health	2023	Of the 25 CBEs identified via the NIGP code, six vendors are DBH certified for MHRS and have a current HCA with the District. Based on the market research, there are a limited number of DBH certified CBEs and those that are certified are currently providing services to District residents as a prime contractor under their own HCA. The CBE market does not have the capacity to meet the subcontracting needs for the necessary services therefore the awarded provider would be commercially incapable of achieving the subcontracting requirements.
WR-4740	Child and Family Services Agency	2023	DSLBD posted the waiver for 10 days, and no CBEs commented. In addition, CFSA conducted a search using DSLBD's online website under NIGP Code 9529265 for Residential care and treatment (long term) to be provided in a community care home, residential treatment facility, or nursing home. The search yielded two (2) results; however, they are not qualified to provide one-to-one residential therapeutic group home services as required under this procurement. Therefore, due to the demonstrated market incapacity, the contractor is commercially incapable of achieving the subcontracting goal.
WR-4742	Department of Health Care Finance	2023	The District is using the Oracle Premiere Support for the Public Sector in support of its eligibility and enrollment solution on the District of Columbia Access System (DCAS) project. The licenses, maintenance and support of the software remains the intellectual property of Oracle. The renewal of, support and maintenance for the licenses, software subscription are proprietary only to Oracle and will be distributed to the District's program office directly by Oracle's Authorized Premiere Support Renewal Partners (APSRPs).
WR-4744	Department of Forensic Sciences	2023	The District of Columbia Office of Contracting and Procurement, on behalf of the DFS is seeking to award OY1 with waiver of subcontracting to support the DFS in the process of obtaining re-accreditation for the forensic sciences laboratory unit. The contractor shall deliver comprehensive consulting and crime lab advisory support services to include participation with external consultant(s) to achieve desired outcomes for the DFS agency.
WR-4745	Child and Family Services Agency	2023	The Contractor, Nexus Woodbourne Center is a DC Medicaid provider located in Baltimore, MD. The Contractor provides services twenty-four (24) hours a day, seven (7) days a week to emotionally disturbed wards of the District.
WR-4747	District of Columbia Public Library	2023	The Contractor shall furnish and deliver processed shelf-ready books, prints and digital content, materials, and selected services to the DC Public Library and DC Public Schools on an as-needed basis.
WR-4748	Child and Family Services Agency	2023	Although there are nine (9) CBE's that fall under NIGP Code: 948-76-00, Psychologist/Psychological and Psychiatric Services (Including Behavioral Services) none of the nine CBE's provides in-patient psychological residential treatment services 24 hours per day, seven days a week unlike the provider in Florida.
WR-4749	Office of the Chief Technology Officer	2023	The Government of the District of Columbia, Office of Contracting and Procurement, on behalf of DMV, has a continued need for Envirotec System Corporation to provide two additional On-Board Diagnostics (OBD) Emissions Self-Service Inspection Kiosks to be installed at 1812 Erie Street SE, Washington, DC 20020, and 4141 Anacostia Ave., NE Washington, DC 20019.
WR-4754	Department of Human Services	2023	The TANF program structure does not allow for sub-contracting opportunities. The TANF program requires a cohesive case management system provided by one vendor; thus, rather than adopt a prime-subcontractor relationship, multiple Human Care Agreements were awarded to qualified providers to serve as primes and share in the work accordingly. The providers of services under the TANF Program receive a monthly base compensation for operations; the remaining compensation points are performance-based incentives reimbursed to the provider and client based on specific program outcomes.
WR-4755	District of Columbia Public Library	2023	The program requires a Contractor to implement and support the DC Public Libraries Books from Birth program, which distributes one (1) age-appropriate children's book per month to each registered child from birth to age five (5) in the District of Columbia.
WR-4760	Department of Transportation	2023	The Government of the District of Columbia, Department of Transportation, issued an Invitation for Bids (IFB) OCP SOL 220042 for Tree Removal Services for a base year and four option years. The solicitation contemplates multiple awards up to five (5) given that the District's tree removal requirements at any given time are likely to exceed the capacity of any one contractor. The solicitation contains the requirements for 35% CBE Subcontracting. Based on market research, there are insufficient, qualified contractor who meet the requirements of equipment and licensed personnel in the CBE Community.

WR-4764	Department of Forensic Sciences	2023	The District of Columbia's Office of Contracting and Procurement, on behalf of the Department of Forensic Sciences (DFS) Public Health Laboratory (PHL), is seeking a contractor to provide to provide the Biomerieux Vitex MS Prime branded scientific instrument. The equipment, delivery and installation will be imperative for performing bacterial identification testing for DC area Hospitals and other DC government agencies. The instrument will be utilized directly by the DFS- PHL Microbiology Unit (MBU).
WR-4765	Department on Disability Services	2023	By Center of Medicare and Medicaid Services laws, these occupancy related items cannot be paid under the Waiver and must be paid by DDS through providers that have been determined qualified and eligible through DHCF to provide home and community-based services (HCBS) for Medicaid beneficiaries to receive services in their own home or community rather than institutions or other isolated settings under the Medicaid Waiver program. The support and services under the IDD HCBS Waiver program are paid by DHCF under Medicaid provider agreements using local and federal-Medicaid match funding
WR-4766	Metropolitan Police Department	2023	The Office of Contracting and Procurement, on behalf of MPD is currently requesting that 100% of the 35% sub-contracting requirement for CW109233 be waived for Base Period due to there being no subcontracting opportunities available within Contract, which are for purchasing equipment only for CCTV System and Program upgrade services.
WR-4768	Child and Family Services Agency	2023	No CBEs in the District except one (Umbrella), already contracted with CFSA, provide these specialized services. A Waiver was granted in the Base Year for this group of contracts (Traditional Congregate Care Services), dated July 17, 2019. Option Year 1: WR2177 dated November 13, 2020. Option Year 2: WR3454 dated October 20, 2021. Option Year 3: WR3952 dated July 1, 2022. There was no option to link this request to the previous requests, so a stand alone request has been created. NOTE to IT: There should be an option to find these legacy WRs, when a new Contract Specialist is assigned to a contract.
WR-4769	District of Columbia Public Schools	2023	Pre-K Building Blocks Curriculum which includes License and materials
WR-4771	Office of the State Superintendent of Education	2023	MTW Solutions is the sole owner, provider, and distributor of the Enterprise Grants Management System (EGMS). The EGMS is a Commercial Off the Shelf (COTS) web-based grants management system in which MTS Solutions has the sole proprietary rights to the EGMS. MTW also is the sole owner of the source code and does not allow any non-employees access to that source code. Therefore, there are no opportunities for subcontracting.
WR-4772	District of Columbia Public Library	2023	The DC Public Library seeks a Contractor to install and support an Integrated Library System
WR-4773	Office of the Deputy Mayor for Planning and Economic Development	2023	Grants funds will be used for rent payments and staff salaries. There are no CBE vendors capable of providing for the need.
WR-4783	District of Columbia Public Schools	2023	Vendor Own platform and Ongoing Platform Maintenance and Support.
WR-4784	Office of the State Superintendent of Education	2023	Frontline Education is the sole owner of the intellectual property rights and is the sole distributor and service provider for its software, including Frontline's ROUTE and CLAIM solution. The licenses, hosting, and maintenance is not available through any other entity. Only Frontline personnel can provide, administer, maintain, and consult on the functionality of these systems and their proper usage and implementation. Therefore, there are no opportunities for subcontracting.
WR-4785	District of Columbia Public Schools	2023	DCPS must provide Advanced Placement (AP) exams to students in grades 8-12 at seventeen (17) DCPS high schools and one (1) educational campus.
WR-4789	District of Columbia Public Schools	2023	Licenses
WR-4796	Washington Convention and Sports Authority	2023	WCSA has a requirement for switchgear maintenance and repair services at the Convention Center, Carnegie Library and the Entertainment and Sports Arena (ESA). WCSA intends to exercise Option Year Four of its existing GSA Task Order Agreement with Siemens to perform the Services. In March 2023, OCPs performed a search of the DSLBD SBE/CBE database under NIGP codes 968-48-00 (Inspection Services, Electrical Instrumentation and Control), 936-77-00 (Substation/High Voltage Maintenance and Repair), 992-40-00 (Electronic and Electronic and Cable Testing Services) and 992-39-00 (Electrical Systems Testing Services) and identified 16 SBE/CBE vendors. OCPs sent a request for qualifications via email on March 28, 2023 to the 16 SBE/CBE vendors with a deadline to respond by March 31, 2023. OCPs received one response from SBE/CBE vendors contacted, however they didn't employ technicians certified to work on Siemens equipment.
WR-4800	Office of the Deputy Mayor for Education	2023	The subject contract (CW93441, Data Vault Hosting, Maintenance, and Modification Contractor: PAIRIN Inc.) was transferred to me (and our cluster) from Government Operations/OCP. This request is for a 50% OY2 waiver of PAIRIN Inc-CW93441 the previous waiver numbers are, WR-3434 base period, WR-4042- option period 1. Waiver requests for the base year and OY1 (WR-4042, WR-3434) for CW93441 were submitted under another account (Government Operations). I do not have all the contract history, but this contract will be implemented using PAIRIN's proprietary software platform and tools, for which PAIRIN owns all Intellectual Property.
WR-4804	District of Columbia Public Schools	2023	market research was conducted using NIGP code 9930000 for
WR-4805	District of Columbia Public Schools	2023	Travel, Higher Education and NIGP code 9723400 for Participant Costs, Foreign Travel.
WR-4806	Health Benefit Exchange Authority	2023	This is an exempt for competition procurement. D&F attached.
WR-4807	Office of the Inspector General	2023	The purpose of this project is to provide consumers of the DC Health Benefits Exchange (DCHBX?) with decision support tools that will help them choose the health plans that best meet their needs and preferences. Based on FedRAMP requirements and due to the security sensitive nature of the this procurement outsourcing any portion of this procurement is not reasonably feasible. Therefore, it is impossible for a subcontractor to replace work being performed. The solicitation requires the prime to perform 100% of the work. SBE/CBE vendors were included in the solicitation. However, OIG did not receive any proposals from SBE/CBE vendors. RGS was the only vendor to respond.
WR-4808	Office of the Deputy Mayor for Planning and Economic Development	2023	The Vitality Funds grant provides resources for the purpose of encouraging Grantees to relocate, expand, and retain its office in the District of Columbia or to recruit new businesses into the District. The grant funds will be used for payment of office rent and staff salaries. There are no CBEs capable of providing for the need and requirement of the grant.
WR-4811	Department of Behavioral Health	2023	Based on the market research for four NIGP codes, the CBE community does not provide the specialized services required by the District. The current vendor, Mentor ABI, LLC ? Neurorestorative, would be commercially incapable of achieving the subcontracting requirements.
WR-4815	Office of the State Superintendent of Education	2023	The College Board, a non-profit organization is the only entity that can provide the SAT and AP tests, test administration services and supporting materials as they are the proprietary owner and sole provider of the SAT and AP exams and related support services.
WR-4816	Department on Disability Services	2023	By Center of Medicare and Medicaid Services laws, these occupancy related items cannot be paid under the Waiver and must be paid by DDS through providers that have been determined qualified and eligible through DHCF to provide home and community-based services (HCBS) for Medicaid beneficiaries to receive services in their own home or community rather than institutions or other isolated settings under the Medicaid Waiver program. The support and services under the IDD HCBS Waiver program are paid by DHCF under Medicaid provider agreements using local and federal-Medicaid match funding
WR-4819	Fire and Emergency Medical Services Department	2023	Globe Manufacturing Company, LLC is the sole manufacturer of the patented GXT 3.0 style garments made of dragonhide reinforcement fabric and Silzone padding for use as protective clothing for firefighters. OCP deems the procurement exempt from competition pursuant to DC code § 27354.13 (4), Competition exemptions for copyrighted or patented materials.
WR-4822	District of Columbia Public Schools	2023	NIGP CODE 2094478
WR-4823	Office of the Chief Technology Officer	2023	The Government of the District of Columbia Office of Contracting and Procurement (?OCP?), on behalf of the Metropolitan Police Department (MPD), has a continued need for Gtechna to provide support and maintenance of MPD ?Officer? eTicketing delivered by Gtechna USA Corporation (?Gtechna?).
WR-4825	District of Columbia Public Schools	2023	Annual Licenses
WR-4826	Department of Behavioral Health	2023	The Contract Officer researched the DSLBD website for CBEs and relevant National Institute of Government Purchasing (NIGP) Codes and found the following: No NIGP Codes were found for ?Support Residence?. NIGP Code 9526200 for Mental Health Services: Vocational, Residential, Etc. and NIGP Code 9484500 for Home Health Care Services identified 29 CBEs. There are two known CBEs, Life Stride Inc. and MBI Health Services LLC, who hold DBH issued SR licenses and currently have an HCA with DBH to provide services. However, none of the other CBEs can provide the necessary services and hold licenses to operate, support and maintain a full time SR.

WR-4832	Office of the Chief Financial Officer	2023	<p>DSLBD posted the waiver request for 10 days, and two CBEs commented. OCFO contacted the interested CBEs; however, neither CBE responded to the email inquiry for qualifications. In addition, OCFO conducted market research using DSLBD's CBE database under NIGP Codes:</p> <ul style="list-style-type: none"> · 9625900 for Parking Services: Operation, Admission, Supervision · 9587200 for Parking Management Services · 9188400 for Parking Consulting <p>The search yielded 27 results. OCFO contacted the listed CBEs; however, none of the CBEs responded to the inquiry.</p> <p>USAA is under contract with SP Plus Corporation to provide onsite parking operations and management of the parking garages at the buildings at 1100 4th Street, S.W. and 1101 4th Street S.W. The District does not have the authority, under its lease agreement, to mandate subcontracting for this procurement.</p> <p>This contract is for parking spaces located within a building that the District does not own. The owner has selected a vendor that is a non-CBE, leaving the contractor commercially incapable of achieving the subcontracting requirement.</p>
WR-4835	Office of the State Superintendent of Education	2023	<p>The contract requires the contractor(s) to possess a minimum of ten years of nationally-based experience in providing a fellowship program that includes effectively supporting complex projects, supporting complex research projects, and addressing educational problems in practice in educational or child care settings through the assignment of education leaders and/or graduate students using a method that matches staff interest and skills.</p>
WR-4836	Child and Family Services Agency	2023	<p>Although there are ten (10) CBE vendors for commodity group 948-76-00 Psychologists/Psychological and Psychiatric Services (Including Behavioral Management Services) none of the ten CBEs provide inpatient psychological residential treatment services 24 hours per day, seven days a week unlike the provider in Portsmouth, Virginia.</p>
WR-4839	Department of Human Services	2023	<p>The Department of Human Services, Office of Migrant Services has the continued need to provide temporary accommodation for the influx of displaced migrant families being bused to the District of Columbia after detainment at the U.S.-Mexico borders. Since April 2022, an estimated several thousand migrants, released from federal custody near the Texas-Mexico and Arizona-Mexico borders, have been bused to the District of Columbia by the Texas and Arizona governors protesting the Biden administration's plans to end current federal law established to quickly arrest and deport people after crossing the U.S.-Mexico border. These migrant populations are not immediately eligible for public assistance or homeless services administered by the District Government.</p>
WR-4840	Department on Disability Services	2023	<p>The contractor conducts forensic-type investigations that examine events and circumstances surrounding the death of District residents over 18 years of age with either an intellectual or a qualifying developmental disability who are under the District's jurisdiction and to provide written reports of the investigations that include findings and conclusions surrounding the circumstances of death and the health care and health supportive services received prior to the death.</p>
WR-4841	Department on Disability Services	2023	<p>By Center of Medicare and Medicaid Services laws, these occupancy related items cannot be paid under the Waiver and must be paid by DDS through providers that have been determined qualified and eligible through DHCF to provide home and community-based services (HCBS) for Medicaid beneficiaries to receive services in their own home or community rather than institutions or other isolated settings under the Medicaid Waiver program. The support and services under the IDD HCBS Waiver program are paid by DHCF under Medicaid provider agreements using local and federal-Medicaid match funding.</p>
WR-4843	Child and Family Services Agency	2023	<p>The prime contractor Sasha Bruce Youthwork provides Short-Term Emergency Shelter (30 day) services, some of these clients will require a higher level of care due to their mental health and behavioral needs which requires them unsuitable for placement.</p>
WR-4846	Child and Family Services Agency	2023	<p>The Government of the District of Columbia, Child and Family Services Agency (CFSA), hereinafter referred to as the District is entering into a contract with Brighter Days, hereinafter referred to as the Contractor to provide Therapeutic Congregate Care services.</p>
WR-4847	Child and Family Services Agency	2023	<p>DSLBD posted the waiver request for 10 days, and no CBEs commented. In addition, CFSA conducted market research using DSLBD's online database under NIGP code 9487640 for Psychiatric Services. This search yielded one result. The CBE was contacted on August 2, 2023 and the CBE confirmed it does not offer inpatient psychiatric residential treatment services.</p> <p>Therefore, due to the nature and the scope of the services, and the demonstrated market incapacity, the contractor is commercially incapable of achieving the subcontracting requirement.</p>
WR-4848	Office of Contracting and Procurement	2023	<p>OCP participated in master cooperative agreement No. 19-19-02, awarded by NASPO Value Point to ASI Government led by the State Hawaii to fulfill the to fulfill requirements for experienced supplemental acquisition staffing support for multiple agencies. The staff provide a wide range of acquisition support functions in the areas of planning and market research, source selection, contract management, and policy support.</p> <p>The Value Point Procurement Acquisition Support Services Master Agreement was publicly solicited via RFP-18-002 by NASPO led by the State of Hawaii in 2018 and competitively awarded to 15 qualified vendors, of which ASI Government is one of the awardees. The Government of District of Columbia is a member of NASPO and is legally authorized to participate and ride the master agreement via a signed participating agreement. Based on the market research, there are CBEs that provide temporary staffing support services, none have been identified that can provide vetted personnel with the unique and specified skills sets and requisite experience to fulfill the District's requirements for experienced executive level acquisition and technical writing skills.</p> <p>Based on the facts, OCP is requesting a waiver of the 35% subcontracting requirement for OP2 of the contract. This is because the contract has been awarded under an existing cooperative agreement, making subcontracting not feasible.</p>
WR-4851	Department of Human Services	2023	<p>The Office of Contracting and Procurement (OCP) on behalf of Department of Human Services (DHS), Office of Migrant Services (OMS) is requesting consideration to obtain a subcontracting waiver for Option Period One for contract CW102995 for the continued services of Emergency Case Management Service for Migrants with Catholic Charities. This is a request for DSLBD to waive the 35% Certified Business Enterprise (CBE) subcontracting requirement for DHS's continuation of case management services for Migrant individuals and families who have been released from federal custody near the U.S. - Mexico borders and have been bused to the District of Columbia.</p>
WR-4852	Office of the Chief Financial Officer	2023	<p>Pricing increased by approximately \$3,000.00 during the negotiation process. Neither the DSLBD database nor the DES system generates a NIGP code that comes anywhere close to reflecting the product (mobile data collection system) required by the District (See Exhibit B). Therefore, an adequate search of the DSLBD database could not be conducted. (Note: Since a NIGP code is required for submission, the first code in the list was selected in filing this request.) In addition, Data Cloud Solutions (DSC) is the only vendor with a compatible mobile data collection software for the District's Vision Computer Assisted Mass Appraisal (CAMA) system (See Exhibit A). The software required is a DSC proprietary product with no third-party resellers. The procurement of this software will be processed as a sole source under the authority of the 27 DCMR §1700.</p>
WR-4853	Office of the State Superintendent of Education	2023	<p>Direct services for early intervention are highly specialized work that requires maintaining the safety and privacy (HIPAA and FERPA) of minor children. There are no goods or services provided, hence, there are no subcontracting opportunities. The Family Educational Rights and Privacy Act (FERPA) is a federal law that protects the privacy of student education records. Contractors must be certified by either the Department of Health Care or submit articles of incorporation showing that the contractor's primary business is to service the target population.</p>
WR-4854	Office of Contracting and Procurement	2023	<p>DC Official Code § 2-354.11 authorizes the Director to participate in, sponsor, conduct or administer cooperative purchasing agreements with any state, county, or municipal jurisdiction for the procurement of goods and services, or construction.</p> <p>OCP participated in NASPO Value Point Master Agreement No. 19-19-06, awarded by NASPO Value Point to Gartner Inc., led by the State Hawaii to fulfill the to fulfill requirements for experienced supplemental acquisition staffing support for multiple agencies. The staff provide a wide range of acquisition support functions in the areas of planning and market research, source selection, contract management, and policy support. Procurement of Acquisition Support Services (PASS) for the benefit of Participating Entities and Purchasing Entities.</p> <p>The Value Point Procurement Acquisition Support Services Master Agreement was publicly solicited via RFP-18-002-SW by NASPO led by the State of Hawaii in 2018 and competitively awarded to 15 qualified vendors, of which Gartner, Inc., is one of the awardees. The Government of District of Columbia is a member of NASPO and is legally authorized to participate and ride the master agreement via a signed participating agreement. Based on the market research, there are CBEs that provide temporary staffing support services, none have been identified that can provide vetted personnel with the unique and specified skills sets and requisite experience to fulfill the District's requirements for experienced executive level acquisition and technical writing skills.</p>

WR-4859	Department of Behavioral Health	2023	Of the 25 CBEs identified via the NIGP code, seven vendors are DBH certified for MHRS and have a current HCA with the District. Based on the market research, there are a limited number of DBH certified CBEs and those that are certified are currently providing services to District residents as a prime contractor under their own HCA. The CBE market does not have the capacity to meet the subcontracting needs for the necessary services; therefore, the awarded provider would be commercially incapable of achieving the subcontracting requirements.
WR-4869	Department of Public Works	2023	OCPI intent to award a sole contract to E.J. Ward, Inc. to provide these EV chargers that will be monitored by EJ's proprietary software. Search for certified business enterprise (CBE) under the closest NIGP commodity code 725-14-30 for Chargers, Battery (Automotive) resulted in zero CBE.
WR-4872	Fire and Emergency Medical Services Department	2023	The Office of Contracting and Procurement (OCP) on behalf of the Fire and Emergency Medical Services (FEMS) has a need for a Seagrave fire truck ladder assembly. FEMS currently has Seagrave ladder trucks of which s326 model is one of them. The ladder assembly was damaged, and a new replacement is needed from the Original Equipment Manufacturer (OEM). The ladder truck is currently under warranty and maintenance of the warranty is predicated upon original OEM parts being used and installed by an authorized OEM installer. Given these findings, OCP intends to award a sole source contract to the OEM, FWD Seagrave Holdings, LP.
WR-4873	Department of Transportation	2023	Attempting to adhere to the 35% requirements and associated penalties will adversely affect the goals of the program and CAAB is the only entity given its specialty, experience, and past partnership with DISB on the program, since its inception, which is able to work with an agency on this very important initiative.
WR-4901	Department of Public Works	2023	It is apparent that the District's requirement cannot be fulfilled in the set-aside market, given the outcome of the past solicitations and recent contracts; and no new CBE registered under those NIGP commodity codes since then. In addition, the nature of this work does not allow for subcontracting. Based on this, a waiver of the 35% mandatory CBE subcontracting requirement is hereby requested as its inclusion significantly hampers the District ability to fulfill this critical requirement. Latest update: OCP reached out to the two identified CBEs for their capabilities to participate on this solicitation. Both CBEs did not respond to OCP.
WR-4953	Metropolitan Police Department	2023	A waiver of the 35% mandatory certified business enterprise (CBE) subcontracting requirement is hereby requested after search for CBE under NIGP commodity code 958-41-00 for fleet management services resulted in two vendors, IN-Position Solutions and RHG Group, Inc. Further research on their websites showed no indication of experience on fleet maintenance services. None of them could potentially provide the required services with a sufficient transition period. None of these 2 CBEs could assume operations for a 24-hour maintenance shop by September 30, 2023, and provide a seamless continuity of services.
WR-4875	Office of Unified Communications	2024	The waiver is requested to the scope of services and the type of technology being procured under this procurement, OUC is seeking to obtain, proprietary technology that can only be purchased directly from the owner of the copyright or patent. The District and potential vendor (Hexagon Corporation) may mutually agree not to include the subcontracting requirement due to the technology is a proprietary application that can only be purchased directly from the owner of the copyright or patent. Thereby, I hereby request a waiver of the CBE-subcontracting requirement for the subject procurement.
WR-4878	Office of the Inspector General	2024	based on a search on DSLBD website and independent research none of the 35 CBE law firms specialize in sexual harassment investigation
WR-4881	Washington Convention and Sports Authority	2024	Off the shelf Enterprise Event Venue Management Software. Ungerboeck provides licensing, installation, system design and configuration, and training.
WR-4886	Washington Convention and Sports Authority	2024	In 2003 the new home for the Walter E. Washington Convention Center was constructed which included the existing fire safety and building automation systems which were manufactured by and continue to be maintained by Siemens through a series of GSA task orders. The primary function of the fire safety and building automation systems is to provide control over the heating, cooling, ventilation and lighting which are critical to the operations of the building. On March 28, 2023, OCPS performed a search of the DSLBD database under NIGP codes 936-09-38 (Maintenance and Inspection of Integrated Fire Alarm and Access Control/ Security System), 340-16-00 (Fire Alarm Systems, Power Sirens, and Controls) and 936-09-30 (Inspection of Fire Alarms) which identified five vendors. OCPS sent a request for qualifications via email to the six (6) CBE vendors with a deadline to respond by March 31, 2022. OCPS received two (2) responses (Planned Power Systems and Interface Fire Alarms and Electrical Services), however the companies failed to meet the minimum qualification of having Siemens certified technicians. Waiver has been approved for the Base Term and Option Year One and Two in the past.
WR-4888	Department on Disability Services	2024	Federal RSA regulations require an informed choice? be provided to the persons eligible to receive services from local RSAs. It is impossible to determine in advance or to control the percentage of how total dollars will be allocated amongst contractors because of the informed choice mandates
WR-4889	Department on Disability Services	2024	By Center of Medicare and Medicaid Services laws, these occupancy related items cannot be paid under the Waiver and must be paid by DDS through providers that have been determined qualified and eligible through DHCF to provide home and community-based services (HCBS) for Medicaid beneficiaries to receive services in their own home or community rather than institutions or other isolated settings under the Medicaid Waiver program. The support and services under the IDD HCBS Waiver program are paid by DHCF under Medicaid provider agreements using local and federal-Medicaid match funding
WR-4890	Department on Disability Services	2024	By Center of Medicare and Medicaid Services laws, these occupancy related items cannot be paid under the Waiver and must be paid by DDS through providers that have been determined qualified and eligible through DHCF to provide home and community-based services (HCBS) for Medicaid beneficiaries to receive services in their own home or community rather than institutions or other isolated settings under the Medicaid Waiver program. The support and services under the IDD HCBS Waiver program are paid by DHCF under Medicaid provider agreements using local and federal-Medicaid match funding.
WR-4892	Department on Disability Services	2024	By Center of Medicare and Medicaid Services laws, these occupancy related items cannot be paid under the Waiver and must be paid by DDS through providers that have been determined qualified and eligible through DHCF to provide home and community-based services (HCBS) for Medicaid beneficiaries to receive services in their own home or community rather than institutions or other isolated settings under the Medicaid Waiver program. The support and services under the IDD HCBS Waiver program are paid by DHCF under Medicaid provider agreements using local and federal-Medicaid match funding
WR-4893	Department of Human Services	2024	The Office of Contracting and Procurement (OCP) on behalf of the DHS hereby requests to obtain a waiver for the required 35% of the subcontracting requirement from the Department of Small & Local Business Development (DSLBD), for the base period of contract no. CW110664 with Capitol Skyline Hotel. This contract is for room accommodations to house clients in the PEP-V program.
WR-4894	Office of Unified Communications	2024	Due to the scope of services and the type of maintenance services support being procured under this procurement, OUC is seeking to obtain services through a Cooperative Agreement in accordance with D.C. Official Code § 2-354.13. The contract does not adhere to District jurisdictional regulations. The proprietary software also connects with the National Capitol Area network. Thereby, I hereby request a waiver of the CBE-subcontracting requirement for the subject procurement.
WR-4895	Office of Unified Communications	2024	Due to the scope of services and the type of maintenance services support being procured under this procurement, OUC is seeking to obtain services through a Cooperative Agreement. The Cooperative Agreement does not adhere to District jurisdictional regulations. The proprietary software also connects with the National Capitol Area network. Thereby, I hereby request a waiver of the CBE-subcontracting requirement for the subject procurement.
WR-4906	Department of Public Works	2024	On November 25, 2020, the District awarded a base year contract with four (4) option periods to Assured Telematics, Inc. (ATI) through sole source procurement for an estimated amount of \$249,760 each year. ATI, the sole source contractor, provided these devices and tracking services through ATI's database and online portal which have been used to track District vehicles since 2014. Due to the increase in the number of vehicles in the fleet, additional GeoTab devices from the same contractor needs to be installed to these vehicles therefore DPW increased the contract amount to \$500,270 for each option period. ATI was granted approval for their waiver requests: WR-3451 for option year one on November 19, 2021, and WR-4126 for option year two on October 13, 2022. The Office of Contracting and Procurement hereby requests a waiver of the 35% mandatory certified business enterprise (CBE) subcontracting requirement for option year three. Search for CBE under NIGP commodity code 055-35-40 for Tracking devices, GPS (Brand listed or equal) resulted in zero vendor.

WR-4925	Office of the Chief Financial Officer	2024	The waiver was posted on the DSLBD website for 10 days, and one (1) CBE commented. OCFO emailed the interested CBE and provided factors relevant to this waiver. The CBE did not respond. In addition, OCFO conducted market research using DSLBD's database under NIGP Code 9586600 for Lottery Management Services, and NIGP Code 5785300 for Lottery Equipment and Supplies. The search yielded seven (7) results. However, the contractor has proprietary ownership of the printing presses used in the "Instant Ticket" manufacturing process, and the contract requires the contractor to be the direct manufacturer/printer of instant tickets to ensure quality control and security of the games. Additionally, none of the manufacturers/printers of instant tickets for North America are CBEs. Therefore, based on the proprietary nature of Instant Ticket services and the lack of capacity among the CBE community to provide these services, the contractor is commercially incapable of achieving the subcontracting requirement.
WR-4928	Not-For-Profit Hospital Corporation	2024	The Hospital's insurance broker went to the Workers' Compensation insurance market and requested quotes. In addition to price, the other major evaluation criteria were 1) the ability for the Hospital to pay the premium by installment; and 2) a policy that did not require the Hospital to indemnify the insurer, in order to comply with the Hospital's federal and local Anti-Deficiency Act obligations. Redwood Fire and Casualty Insurance Company a fully owned subsidiary of Berkshire Hathaway, was selected as the vendor that could provide services in the best interest of the Hospital.
WR-4934	Office of the Chief Financial Officer	2024	DSLBD posted the waiver request for 10 days, and one (1) CBE commented. OCFO reached out to the CBE, and it was non-responsive. In addition, OCFO conducted market research utilizing DSLBD's database under NIGP codes 5785300 (Lottery Equipment and Supplies), and 9586600 (Lottery Management Services). This search yielded six (6) CBEs. However, none of the CBEs are manufacturers/printers of instant tickets. The contractor has proprietary presses used in the instant ticket manufacturing process and the contract requires the contractor to be the direct manufacturer/printer of instant tickets to ensure quality control and security of the games. Therefore, based on the proprietary nature of the instant ticket services, the contractor is commercially incapable of achieving the subcontracting requirement.
WR-4935	Office of the Chief Financial Officer	2024	DSLBD posted the waiver request for 10 days and one CBE commented. OCFO contacted this CBE requesting qualifications but the CBE did not respond. In addition, market research was conducted using DSLBD's online CBE database under NIGP codes 5785300 for Lottery Equipment and Supplies and 9586600 for Lottery Management Services. This search yielded seven (7) results. However, none of the identified CBEs are manufacturers/printers of instant tickets. The contractor has proprietary ownership of the printing presses used in the instant ticket manufacturing process. The contract requires the contractor to be the direct manufacturer/ printer of instant tickets to ensure quality control and security of games. Therefore, due to the proprietary nature of the instant ticket process and the market incapacity among CBEs to provide these services, the contractor is commercially incapable of achieving the subcontracting requirement.
WR-4946	Department of Behavioral Health	2024	There is no CBE who currently holds the certification and past performance experience which allows for the deployment of the contractual services. DBH contracts with qualified and responsive CBEs for behavioral health services, however the unique delivery requirement of the mobile response crisis services for children and youth creates a challenge in subcontracting the services as the deployment, client management, follow up and linkages are tracked and monitored to reduce negative outcomes and promote positive recovery and stabilization efforts. The extent of the services also cannot be fully anticipated but must be available for deployment as necessary. Therefore, a CBE is not capable to deliver any aspect of the mobile response crisis services for children and youth.
WR-4951	Department on Disability Services	2024	By Center of Medicare and Medicaid Services laws, these occupancy related items cannot be paid under the Waiver and must be paid by DDS through providers that have been determined qualified and eligible through DHCF to provide home and community-based services (HCBS) for Medicaid beneficiaries to receive services in their own home or community rather than institutions or other isolated settings under the Medicaid Waiver program. The support and services under the IDD HCBS Waiver program are paid by DHCF under Medicaid provider agreements using local and federal-Medicaid match funding.
WR-4955	Child and Family Services Agency	2024	- SEE THE ATTACHED WAIVER JUSTIFICATION MEMO - - Capability request was sent to Inspire with a due date of 11/6/2023 @2:00pm. No response was received from them. (see the attached email)
WR-4958	Office of the Deputy Mayor for Planning and Economic Development	2024	The Vitality Funds grant provides resources for the purpose of encouraging Grantees to relocate, expand, and retain its office in the District of Columbia and to recruit new businesses into the District. The grant funds will be used for payment of office rent and staff salaries.
WR-4972	Office of the State Superintendent of Education	2024	Membership to an E-learning platform for District of Columbia early childhood education professionals.
WR-4980	District of Columbia Public Schools	2024	Professional Learning and Materials (Reading Aid)
WR-4984	Department of Behavioral Health	2024	Market research has been conducted on the DSLBD website for Certified Business Enterprises (CBE) and the appropriate National Institute of Government Purchasing (NIGP) Codes with the following results: ? NIGP Code 9526200 Mental Health Services: Vocational, Residential, Etc. ? 25 CBEs Of the 25 CBEs identified via the NIGP code, seven vendors are DBH certified for MHRS and have a current HCA with the District. Based on the market research, there are a limited number of DBH certified CBEs and those that are certified are currently providing services to District residents as a prime contractor under their own HCA. The CBE market does not have the capacity to meet the subcontracting needs for the necessary services; therefore, the awarded providers would be commercially incapable of achieving the subcontracting requirements. Additionally, the District is not able to utilize alternative methods for acquiring the work to be subcontracted to make the work more amenable to being performed by certified business enterprises because providers must be certified by DBH to provide MHRS. There are other considerations for a MHRS category subcontracting waiver as the HCA award amount must be an estimated amount for services because of the requirements of the "Mental Health Consumer Choice Policy" 22A DCMR Section 3604.1. This Policy permits Consumers to choose (i.e., self-select) the (certified) treatment provider they want to assist in their treatment; therefore, any given HCA award amount must be flexible to accommodate such Consumer choice. The Contracting Officer hereby requests a waiver of the District's subcontracting requirement as a result of the findings which conclude that the subcontracting requirements cannot be met.
WR-4989	Office of the Chief Financial Officer	2024	The purpose of the contract is to provide Outsourced Chief Investment Officer (OCIO) services for the District of Columbia Other Post-Employment Benefits Fund (?OPEB?, ?Plan?, or ?Trust Fund?) on behalf of OCFO Office of Finance and Treasury (OFT). The contract allows OFT to manage the oversight of the investments in the Trust Fund in accordance with the rules in the OPEB Investment Policy Statement.

WR-4999	Department of Health	2024	<p>DC ADAP conducted a search for a comprehensive Pharmacy Benefits manager that has the capability to customize pharmacy services for DC HAHSTA programs, electronic health insurance premium payments, medication adherence and eligibility notification application, and an electronic enrollment system.</p> <p>NIGP Codes:</p> <p>1.IIINIGP 9585650 ? Pharmacy Benefits Manager 2.IIINIGP 4657500 ? Pharmacy Services</p> <p>Research was conducted by utilizing data found on pharmacy benefits managers with customizable services for AIDS Drug Assistance Programs in the continental United States. These PBMs were also researched by reaching out to other ADAP?s around the country such as Virginia, Delaware, Maryland, New York, New Hampshire, Arizona, Louisiana, and Alabama to determine what kind of services their PBM currently provides to their states.</p> <p>Market Research Findings:</p> <p>It was discovered during the research of pharmacy benefits providers there were no providers authorized by the District to be eligible to be a CBE.</p> <p>?IIDCHAHSTA?s purpose of these pharmaceutical services is to provide cost effective, clinically proficient, prescription coverage and drug information support services to maximize District resident access to life saving medications. The pharmacy benefits manager must have the capability to maintain all requirements of the Ryan White HIV/AIDS Program Title XXVI of the Public Health Service Act enacted in 1990, and Table data 2 amended in 2009, and the 340 B Drug Rebate program administered by the Health and Human Services Administration (HHS), and Health Resources and Services Administration (HRSA).</p> <p>?IIIDC ADAP is the ?payer of last resort? when it is determined that the patient being served does not qualify for programs sponsored by government agencies such as Medicaid, Medicare, and the Health exchange Marketplace.</p> <p>?IIIRamsell Corporation was the only PBM capable of providing a comprehensive package of pharmacy services such as pharmacy benefit management, insurance benefit management, 340 B administration, enrollment and eligibility administration, premium payment services,</p>
WR-5005	Office of the Chief Technology Officer	2024	<p>The contractor shall provide Cellebrite Pathfinder investigation solution (solution). The solution shall assist the agency in understanding the connections and relationships between violent criminals; and allow crimes of all types to be solved much faster. The solution shall give the Metropolitan Police Department (MPD) the ability to establish the relationships between suspects in gun crimes and other violent assaults. Massive amounts of inculpatory and exculpatory digital evidence are contained on cellphones and related devices but at such high volumes that Law Enforcement?s ability to discover anything of value quickly is severely limited using the current processes.</p>
WR-5008	Metropolitan Police Department	2024	<p>OCP conducted market research using the NIGP Code 2030000 for Computer Accessories and Supplies, Environmentally Certified by an Agency Accepted Certification Entity. This search revealed five results and per their description, none can provide the services; Additionally, because this contract is for a proprietary system, there are no subcontracting opportunities for these CBEs.</p> <p>The Office of Contracting and Procurement, on behalf of MPD is currently requesting that 100% of the 50% sub-contracting requirement for CW90445 be waived for additional incorporated Option Year (OY2) due to 1) there being no CBE available to provide the services, 2) scope of services being procured under this procurement which are for the safety and protection of the sworn law enforcement members of MPD.</p>
WR-5015	Office of the State Superintendent of Education	2024	<p>This is to continue hosting, maintenance, and technical support services to the software application, which is proprietary-owned and only distributed by them. The development and implementation involve proprietary and highly confidential information. PowerSchool does not permit access to the proprietary software to external partners and third parties. The licensed product and maintenance services are not available through any other entity.</p>

Waiver Request ID#	Agency Name	Fiscal Year	Reason for Denial
WR-4668	District of Columbia Public Schools	2023	Base year/option year exercised before the 10 ten day posting period finished
WR-4255	Not-For-Profit Hospital Corporation	2023	Base year/option year exercised before the 10 ten day posting period finished
WR-4219	Not-For-Profit Hospital Corporation	2023	Base year/option year exercised before the 10 ten day posting period finished
WR-4178	Office of the State Superintendent of Education	2023	Base year/option year exercised before the 10 ten day posting period finished
WR-4756	District of Columbia Public Schools	2023	Base year/option year exercised before the 10 ten day posting period finished
WR-4602	Special Education Transportation	2023	Base year/option year exercised before the 10 ten day posting period finished
WR-4862	Department of Health Care Finance	2023	Base year/option year exercised before the 10 ten day posting period finished

Q104 - CBE Revocation List

CURRENT SUSPENDED/REVOKED CBE LIST - Updated November 2, 2021

List is updated as needed.

Name of Business	Principal Address	Action Date	Expiration Date	Agency Instituting the Action	Resulting Action	Reason for the Action
Motir Services Incorporated	1508 East Capitol Street, NE, Washington, DC 20003	May 21,2021	Pending	DSLBD	Suspended	Fraud and Failure to Report
R&R Mechanical Contractors	2902 Bladensburg Road, NE Washington, DC 20018	July 21, 2021	July 21, 2022	DSLBD	Revoked	No longer qualifies as a Local Business Enterprise (LBE).
AMT, LLC	10 G Street, NE Washington, DC 20002	September 8, 2021	September 8, 2022	DSLBD	Revoked	No longer qualifies as a Local Business Enterprise (LBE).

Axias (DC) LLC	1077 30 th Street, NW, Washington, DC 20007	February 24, 2021	February 24, 2022	DSLBD	Revoked	No longer qualifies as a Local Business Enterprise (LBE).
Fehr & Peers DC	1003 K Street, NW, Suite 209, Washington, DC 20001	February 5, 2021	February 5, 2022	DSLBD	Revoked	No longer qualifies as a Local Business Enterprise (LBE).
IMG Rebel Advisory, Inc.	1015 15 th Street, NW, Suite 600, Washington, DC 20005	February 5, 2021	February 5, 2022	DSLBD	Revoked	No longer qualifies as a Local Business Enterprise (LBE).
Maurice Electric Supply LLC	3355 V Street, NE, Washington, DC 20018	February 5, 2021	February 5, 2022	DSLBD	Revoked	No longer qualifies as a Local Business Enterprise (LBE).
Morgans, Inc., T/A Jimmie Muscatellos	2820 Bladensburg Road, NE, WASHINGTON , DC 20018	February 5, 2021	February 5, 2022	DSLBD	Revoked	No longer qualifies as a Local Business Enterprise (LBE).

Stratacomm	1200 G Street, NW, Suite 350, Washington, DC 20005	February 5, 2021	February 5, 2022	DSLBD	Revoked	No longer qualifies as a Local Business Enterprise (LBE).
Trusted Health Plan (District of Columbia), Inc.	1100 New Jersey Avenue, SE, Suite 840, Washington DC, 20005	February 5, 2021	February 5, 2022	DSLBD	Revoked	No longer qualifies as a Local Business Enterprise (LBE).
UBIF Eastern Market, LLC	409 8th Street, SE, Suite 200, Washington DC, 20003	February 5, 2021	February 5, 2022	DSLBD	Revoked	No longer qualifies as a Local Business Enterprise (LBE).
VHB Metro DC, LLC	1001 G Street, NW, Suite 450, Washington DC, 20001	February 5, 2021	February 5, 2022	DSLBD	Revoked	No longer qualifies as a Local Business Enterprise (LBE).
Baker DC, LLC	1000 Potomac Street, NW, Suite 106, Washington DC, 20007	February 5, 2021	February 5, 2022	DSLBD	Revoked	No longer qualifies as a Local Business Enterprise (LBE).

Craddock Local Solutions	1455 Pennsylvania Avenue, NW, Suite 400, Washington DC, 20004	February 5, 2021	February 5, 2022	DSLBD	Revoked	No longer qualifies as a Local Business Enterprise (LBE).
Nitsch Engineering of DC	2175 K Street, NW, Suite 320 Washington DC, 20037	February 5, 2021	February 5, 2022	DSLBD	Revoked	No longer qualifies as a Local Business Enterprise (LBE).
Imperial Contractor Associates, LLC	720 Kennedy Street, NW; Washington, DC 20011	October 30, 2019	October 30, 2020	DSLBD	Revoked	No longer qualifies as a Local Business Enterprise (LBE).
Resources+	101 Constitution Avenue, NW; Washington, DC 20001	January 6, 2020	January 6, 2021	DSLBD	Revoked	No longer qualifies as a Local Business Enterprise (LBE).
InfoBizz Networking and Consulting, Inc.	5309 Georgia Avenue, NW; Washington, DC 20011	October 30, 2019	October 30, 2020	DSLBD	Revoked	No longer qualifies as a Local Business Enterprise (LBE).

PHD Holdings, LLC	1411 H Street, NE; Washington, DC 20002	October 30, 2019	October 30, 2020	DSLBD	Revoked	No longer qualifies as a Local Business Enterprise (LBE).
District Properties, Inc.	6500 Chillum Place, NW; Washington, DC 20012	October 30, 2019	October 30, 2020	DSLBD	Revoked	No longer qualifies as a Local Business Enterprise (LBE).
Great American Corporation T/A Dutch Mill Catering	2335 Bladensburg Road, NE; Washington, DC 20018	July 31, 2019	July 31, 2020	DSLBD	Revoked	No longer qualifies as a Local Business Enterprise (LBE).

DSLBD Compliance Monitoring (PPD Projects) : Monitored Projects | Closed PPD Projects 23-24

Closed PPD Projects 23-24

Date CBEA or Acknowledgment Letter Executed	Project Title	Project Address	CBE Goal	Approved Amt Paid to Date	Percentage of Payment to CBE Goal	Closeout Letter	Date Completed/Closed
FY2024 (5 Project records)							
08-15-2019	Randle Hill Apartments	3300-3368 6th Street	\$5,702,362.05	\$7,893,996.99	138.43%	FINAL Randle Hill Closeout Letter 11.27.23.pdf	11-27-2023
06-05-2019	RFK Fields	2400 East Capitol Street (Lot 7)	\$11,113,676.00	\$15,178,772.27	136.58%	FINAL RFK Fields Closeout Letter.pdf	11-30-2023
08-26-2015	4001 South Capitol	4001 South Capitol Street	\$15,685,359.90	\$16,312,463.53	104.00%	FINAL 4001 South Cap. Closeout letter (12.15.23)(RSE Signed).pdf	12-15-2023
08-05-2016	Fort Chaplin Park Apartments	4100 East Capitol St, NE	\$9,073,178.80	\$10,224,674.40	112.69%	FINAL Closeout Letter Fort Chaplin_ (002) (002).pdf	11-02-2023
01-05-2017	Maple View Flats aka Big K (Cedar Flats) -2228 MLK LLC	2228-2252 MLK Jr. Ave	\$13,983,444.65	\$14,014,211.29	100.22%	FINAL Closeout Letter MapleView - signed.pdf	12-20-2023
TOT			\$55,558,021.40	\$63,624,118.48			
FY2023 (14 Project records)							
04-20-2020	The Todd A Lee Senior Residences	809 Kennedy Street	\$4,267,327.75	\$5,112,253.62	119.80%	FINAL Todd A. Lee Senior Residences Closeout Letter.pdf	03-20-2023
04-01-2020	160 Adams Street	160 Adams Street	\$139,650.00	\$139,650.00	100.00%	FINAL 160 Adams Street Closeout Letter_.pdf	03-20-2023
04-01-2020	Cedar Street Apartments	410 Cedar Street, NW	\$2,205,211.05	\$3,749,675.36	170.04%	FINAL Cedar Closeout Ltr_.pdf	03-13-2023
09-24-2019	Brightwood Gardens Cooperative	931 Longfellow Street	\$1,856,622.25	\$3,272,929.19	176.28%	FINAL Brightwood Gardens Closeout_.pdf	03-13-2023
07-08-2019	Bryant Street - 600-680 Rhode Island Ave NE - MRP Urban LLC	600-680 Rhode Island Avenue	\$5,732,009.50	\$7,532,306.59	131.41%	FINAL Bryant Street Closeout letter.pdf	05-30-2023
05-24-2018	Walter Reed - TPWR/Housing Up (Building 14M)	1322 Main Drive NW	\$4,646,964.22	\$5,073,292.26	109.17%	FINAL Closeout Letter Walter Reed 14M.pdf	05-24-2023
06-01-2018	Black Workers Wellness Center - 2500 MLK Avenue, SE	2500 Martin Luther King Jr. Avenue	\$656,417.65	\$674,634.56	102.78%	Black Workers Wellness Center Closeout Letter (KCW Signed).pdf	01-06-2023
12-19-2018	Takoma Place Apartments	6676 Georgia Ave.	\$6,957,325.20	\$8,460,328.34	121.60%	FINAL Takoma Place Closeout letter.pdf	06-05-2023
11-09-2018	Minnesota and 27th SE (Park 27)	Minnesota and 27th Avenue	\$3,919,336.05	\$4,352,293.06	111.05%	FINAL Park 27 Closeout letter.pdf	09-21-2023
10-19-2018	Mass Place Apartments	1111 Massachusetts Ave, NW	\$2,748,209.80	\$3,314,261.89	120.60%	FINAL Mass Ave Closeout Ltr_.pdf	03-13-2023
04-20-2018	HELP DC Walter Reed Apartments (14S)	6900 Georgia Avenue	\$4,538,754.50	\$4,773,943.26	105.18%	FINAL HELP DC Closeout Letter.pdf	02-21-2023

Date CBEA or Acknowledgment Letter Executed	Project Title	Project Address	CBE Goal	Approved Amt Paid to Date	Percentage of Payment to CBE Goal	Closeout Letter	Date Completed/Closed
08-19-2016	Capitol Vista	810 New Jersey Ave	\$13,975,255.35	\$17,795,885.60	127.34%	FINAL Capitol Vista Closeout letter .pdf	09-01-2023
10-20-2015	St. Elizabeth East Parcel 17	2700 Martin Luther King Jr. Ave	\$14,536,531.80	\$14,897,778.11	102.49%	St Elizabeth Final Closeout.docx	06-29-2023
11-17-2017	965 Florida Avenue	965 Florida Avenue	\$46,217,330.95	\$63,132,157.38	136.60%	Non-compliance Letter - Official Fine Letter 965 Florida Avenue.docx	04-26-2023
TOT			\$112,396,946.07	\$142,281,389.22			
TOT			\$167,954,967.47	\$205,905,507.70			

DSLBD Compliance Monitoring (PPD Projects) : Monitored Projects | [All Projects - POH 2023](#)

JAN-09-2024 3:34 PM

All Projects - POH 2023

Project Est. Start Date	Date CBEA or Acknowledgment Letter Executed	Project Title	Project Ward	Total Adjusted Budget	CBE Goal	Percentage of Payment to CBE Goal	Approved Amt Paid to Date	Subcontracting Plan	Mandatory Meeting Occurred	Proj Est. Completion Date	Equity & Development Participation Required
10-02-2023	06-15-2023	Villages of Parklands - Phase 1	8	\$27,359,608.00	\$9,575,862.80	0.00%		SBE_Subcontracting_Plan_11.03.23_v2_Executed.pdf	✓	06-30-2024	No
09-30-2023	08-28-2023	Lebanon Village at Langston Slater Homeownership Component 33-45 P Street NW	5	\$5,460,239.00	\$1,911,083.65	0.00%			✓	08-31-2025	Yes
09-30-2023	08-28-2023	Lebanon Village at Langston Slater Rental Component 33-45 P Street NW	5	\$22,921,416.00	\$8,022,495.60	0.00%			✓	09-30-2025	Yes
09-30-2023	07-20-2023	Lisner Senior Independent	3	\$35,264,291.00	\$12,342,501.85	0.00%			✓	08-31-2025	No
08-24-2023	07-31-2023	Edgewood 611 Gardens Apt	5	\$42,445,935.00	\$14,856,077.25	0.00%		Harkins Executed SBE Plan 9-22-2023 .pdf	✓	04-30-2025	No
08-01-2021	06-28-2021	St. Elizabeth - Phase D2	8	\$41,798,365.00	\$14,629,427.75	3.82%	\$558,760.07		✓	12-02-2024	Yes
04-01-2023	05-16-2023	Tourism Recovery Act - Destinantion DC	2	\$10,750,000.00	\$3,762,500.00	3.11%	\$116,833.94		✓	03-31-2027	No
08-14-2023	07-14-2023	Dix Street Residences	7	\$25,510,995.00	\$8,928,848.25	0.88%	\$78,500.00	SBE Contracting Plan - Dix Street Residences 9.11.223.pdf	✓	10-22-2024	No
01-28-2022	06-13-2023	Cedar Hill Regional Medical Center GW Health	8	\$285,170,117.00	\$99,809,540.95	0.00%			✓	12-06-2024	No
10-02-2023	06-07-2023	Jubilee Ontario Place	1	\$39,138,005.00	\$13,698,301.75	0.00%			✓	04-30-2025	No
07-17-2023	06-07-2023	H.R. Crawford Gardens	7	\$33,829,305.00	\$11,840,256.75	0.00%			✓	02-28-2025	No
02-05-2024	06-07-2023	Jubilee KEB Apt.	1	\$11,983,404.00	\$4,194,191.40	0.00%			✓	04-30-2025	No
12-31-2022	05-19-2022	Walter Reed Building QRS - The Reynard	4	\$89,759,363.00	\$31,415,777.05	36.17%	\$11,361,648.89	TPWR QRS - Subcontractor List 07.05.2023.xlsx	✓	09-30-2024	Yes
08-25-2023	03-24-2023	Carl F. West Estates	1	\$85,843,545.00	\$30,045,240.75	0.00%			✓	TBD	No
12-04-2023	03-03-2023	Northwest One-Phase 2	6	\$75,000,575.00	\$26,250,201.25	0.00%		DSLBD MCC Subcontracting Plan 10-10-23.pdf	✓	03-01-2025	Yes
06-01-2023	02-28-2023	Fort Totten Apartments	4	\$33,948,075.00	\$11,881,826.25	0.00%		July 2023 Fort Totten Subcontracting and VVF Submission.pdf	✓	01-01-2025	No
10-01-2021	08-03-2021	Reunion Square Development -	8	\$38,581,401.00	\$19,290,700.50	0.00%			✓	08-31-2023	No

Project Est. Start Date	Date CBEA or Acknowledgment Letter Executed	Project Title	Project Ward	Total Adjusted Budget	CBE Goal	Percentage of Payment to CBE Goal	Approved Amt Paid to Date	Subcontracting Plan	Mandatory Meeting Occurred	Proj Est. Completion Date	Equity & Development Participation Required
		Tenant Improvement									
03-06-2023	12-12-2022	Aspen Street Cooperative	4	\$2,618,661.00	\$916,531.35	44.09%	\$404,126.20	Aspen Coop SBE Subcontracting Plan 6.26.23.pdf	✓	09-30-2023	No
02-01-2023	12-14-2022	The Faircliff	1	\$58,175,149.00	\$20,361,302.15	1.59%	\$322,839.00	Faircliff CBE Subcontracting Plan 2.27.23 Executed.pdf	✓	12-24-2024	No
08-01-2023	12-14-2022	Mary's House for Older Adults	7	\$6,509,239.00	\$2,278,233.65	0.00%			✓	03-15-2024	No
01-16-2023	10-31-2022	3450 Eads Street NE	7	\$30,228,241.00	\$10,579,884.35	31.55%	\$3,338,109.55	3450 Eads subk plan.pdf	✓	07-31-2024	No
08-01-2022	07-28-2022	Walter Reed WXY - Aspen Square	4	\$19,796,967.00	\$6,928,938.45	60.79%	\$4,212,330.66	Walter_Reed_WXY__Planning_Analysis.xlsx.pdf	✓	09-30-2024	Yes
01-31-2023	10-12-2022	Belmont Crossing	8	\$84,668,260.00	\$29,633,891.00	1.59%	\$470,463.41	Belmont Crossing SBE Plan.pdf	✓	TBD	No
10-05-2022	10-05-2022	Park Morton Phase 1	1	\$75,509,936.00	\$26,428,477.60	5.63%	\$1,489,205.58	SBE Subcontracting Plan - Park Morton - Oct-December.docx	✓	01-01-2025	No
01-01-2024	09-21-2022	McMillan Parcel 5	5	\$47,175,721.00	\$16,511,502.35	0.00%			✓	02-01-2026	Yes
02-01-2024	09-19-2022	McMillan Parcel 4	5	\$117,862,770.00	\$41,251,969.50	0.00%			✓	04-01-2026	Yes
01-01-2024	09-19-2022	McMillan Parcel 3	5	\$115,783,834.00	\$40,524,341.90	0.00%			✓	01-01-2027	Yes
01-01-2024	09-19-2022	McMillan Parcel 2	5	\$86,918,861.00	\$30,421,601.35	0.00%			✓	05-01-2026	Yes
01-01-2024	09-19-2022	McMillan Parcel 1	5	\$506,464,957.00	\$177,262,734.95	0.00%			✓	01-01-2027	Yes
12-31-2022	08-02-2022	Worthington Woods	8	\$47,543,635.00	\$16,640,272.25	0.00%		SBE_Subcontracting_Plan_Worthington Woods_COMBINED 09.19.2022 (1).pdf	✓	03-31-2025	No
11-15-2022	07-14-2022	2483 Alabama SE	8	\$27,138,337.00	\$9,498,417.95	0.58%	\$55,450.00	Alabama Ave SBE.pdf	✓	05-31-2024	No
09-30-2022	07-27-2022	1611 Benning RD. (The Paxton)	7	\$51,940,901.00	\$18,179,315.35	27.41%	\$4,983,488.54	Foulger Bratt- Benning Rd Project - Subcontracting Plan_FPC Signed.pdf	✓	07-31-2024	No
02-01-2024	07-22-2022	Hill East Phase 2 Bundle 1		\$309,249,999.00	\$108,237,499.65	0.00%			✓	TBD	Yes
10-01-2022	06-13-2022	Jubilee Euckal Apartments	1	\$28,899,046.00	\$10,114,666.10	3.56%	\$359,878.10		✓	12-31-2023	No
09-10-2022	06-16-2022	Ridgecrest Phase 1	8	\$48,112,281.88	\$16,839,298.66	10.00%	\$1,684,475.84	Ridgecrest Phase I SBE Subcontracting Plan.pdf	✓	04-01-2024	No
07-05-2022	10-15-2021	Children's Hospital at Walter Reed District's Garage Parcel	4	\$74,598.00	\$26,109.30	178.66%	\$46,646.51	SBE_Subcontracting_Plan_Revised_Childrens National Walter Reed Q1_FY23.pdf	✓	TBD	No
10-31-2022	06-14-2022	Villages of East River	7	\$45,612,317.00	\$15,964,310.95	0.00%		VER SBE.pdf	✓	02-28-2025	No
06-30-2023	05-11-2022	Parcel B Senior Affordable Project Next to Audi Field	6	\$35,998,896.00	\$12,599,613.60	0.00%			✓	06-30-2026	No
10-01-2021	08-09-2021	The Clara	8	\$34,032,592.00	\$11,911,407.20	38.80%	\$4,622,089.78	Clara Subcontracting Plan.pdf	✓	12-29-2023	No
10-01-2021	08-18-2021	Walter Reed Building P - 1155	4	\$31,267,681.00	\$10,943,688.35	118.94%	\$13,015,959.25	SBE_Subcontracting - Bldg O Kite House.doc	✓	06-30-2023	Yes

Project Est. Start Date	Date CBEA or Acknowledgment Letter Executed	Project Title	Project Ward	Total Adjusted Budget	CBE Goal	Percentage of Payment to CBE Goal	Approved Amt Paid to Date	Subcontracting Plan	Mandatory Meeting Occurred	Proj Est. Completion Date	Equity & Development Participation Required
		Dahlia Street									
12-01-2021	08-18-2021	Walter Reed Building O - Kite House	4	\$45,494,308.00	\$15,923,007.80	51.07%	\$8,131,108.44	SBE_Subcontracting - Bldg O Kite House part II.doc	✓	07-31-2023	Yes
	01-19-2022	Eastern Branch Boys & Girls Club PPD	7	\$15,071,596.00	\$5,275,058.60	0.00%			✓	TBD	Yes
04-01-2022	01-28-2022	7428 Georgia Avenue Apartments	4	\$21,384,914.00	\$7,484,719.90	6.34%	\$474,353.62	7428 Georgia Ave SBE Plan.pdf	✓	04-02-2024	No
01-10-2022	10-25-2021	Kenilworth 166	7	\$56,889,398.00	\$19,911,289.30	38.63%	\$7,691,135.44	Kenilworth SBE SubContractor Plan.pdf	✓	10-02-2023	No
07-01-2022	11-10-2021	Howard Road	8	\$7,811,538.00	\$2,734,038.30	66.49%	\$1,817,936.67	Howard Road - SBE_Subcontracting_Plan 011822.pdf	✓	07-31-2023	Yes
01-06-2022	11-02-2021	Cascade Park Apartments - 4%	8	\$9,260,586.00	\$3,241,205.10	20.46%	\$663,228.26	SBE Subcontracting Plan - Cascade Park Q4 July-Sept 2022.pdf	✓	TBD	No
12-01-2021	10-14-2021	DC Prep	8	\$30,850,520.00	\$10,797,682.00	41.78%	\$4,511,159.74	SBE Subcontracting Plan220120.pdf	✓	09-02-2024	No
05-01-2022	10-29-2021	Terrace Manor Apartments	8	\$54,480,714.00	\$19,068,249.90	31.85%	\$6,072,421.10	Terrace Manor CBE SBE_Subcontracting_Plan_1.doc	✓	05-01-2024	No
08-01-2023	10-12-2021	1351 Alabama Ave SE	8	\$52,539,921.00	\$18,388,972.35	0.00%		1351 Alabama Ave - SBE_Subcontracting_Plan_4.29.22.pdf	✓	08-01-2025	Yes
10-31-2021	09-29-2021	Crawford Landing Townhomes	7	\$17,376,452.00	\$6,081,758.20	73.93%	\$4,496,174.36	Crawford townhomes initial CBE subcontracting plan.pdf	✓	06-30-2023	No
10-31-2021	08-26-2021	505 Jefferson Street NW	4	\$2,715,344.00	\$950,370.40	147.59%	\$1,402,688.31	Phoenix Cooperative - 505 Jefferson Street - Subcontractor Plan.pdf	✓	10-31-2022	No
10-01-2021	08-03-2021	Reunion Square Development	8	\$71,479,159.00	\$25,017,705.65	91.44%	\$22,875,663.09	Reunion Square - SBA Plan.pdf	✓	08-31-2023	No
06-30-2019	08-13-2021	KIPP DC MC Terrell	8	\$18,776,377.00	\$6,571,731.95	113.12%	\$7,434,014.18	SBE Subcontracting Plan KIPP MC Terrel.pdf	✓	04-30-2023	No
09-30-2021	08-03-2021	The Hampshire	4	\$9,799,647.00	\$3,429,876.45	75.98%	\$2,605,879.26	2022.01.31_Subcontracting Plan_Hampshire_2022 Q1_Final_Submitted.pdf	✓	09-30-2022	No
08-01-2021	06-22-2021	Cascade Park Apartments - 9%	8	\$12,915,128.00	\$4,520,294.80	138.15%	\$6,244,608.19	Initial - SBE Subcontracting Plan - Cascade Park.pdf	✓	04-30-2023	No
04-01-2021	03-29-2021	Walter Reed 14N	4	\$9,140,374.00	\$3,199,130.90	92.32%	\$2,953,370.17	SBE Subcontracting Plan - Abrams Hall.pdf	✓	TBD	Yes
09-30-2021	08-08-2021	MDXL Flats	6	\$46,964,898.00	\$16,437,714.30	69.04%	\$11,348,395.67	1530 First St. SW - MDX Flats - SBE Subcontracting Plan (35%) Updated 4.27.2022.pdf	✓	03-31-2023	No
06-16-2021	06-25-2021	Waterfront Station II	6	\$109,240,886.00	\$38,234,310.10	100.87%	\$38,568,000.67	4TH Qtr Submission.pdf	✓	10-31-2023	Yes
08-09-2021	05-17-2021	17 Mississippi Avenue	8	\$17,012,587.00	\$5,954,405.45	91.42%	\$5,443,405.84	17 Mississippi SBE Subcontracting Plan Oct-Dec 2021 (2).pdf	✓	01-28-2023	No
08-16-2021	06-25-2021	1515 North Capitol NE	5	\$35,012,706.00	\$12,254,447.10	111.22%	\$13,629,687.62	CBE Subcontracting Plan (Initial Q3 2021).pdf	✓	12-27-2023	No
04-01-2022	05-10-2021	Parcel 42	6	\$43,353,915.00	\$15,173,870.25	37.47%	\$5,685,772.62	Parcel 42 SubK Plan.pdf	✓	09-30-2023	Yes
	04-23-2021	St. Elizabeths - Parcel 13	8	\$131,151,993.00	\$45,903,197.55	0.00%			✓	TBD	Yes

Project Est. Start Date	Date CBEA or Acknowledgment Letter Executed	Project Title	Project Ward	Total Adjusted Budget	CBE Goal	Percentage of Payment to CBE Goal	Approved Amt Paid to Date	Subcontracting Plan	Mandatory Meeting Occurred	Proj Est. Completion Date	Equity & Development Participation Required
11-01-2020	11-01-2021	NW One Development	6	\$49,675,541.00	\$17,386,439.35	102.06%	\$17,744,746.45	SBE Plan NW One .pdf	✓	12-25-2023	Yes
07-01-2020	03-31-2021	555 Pennsylvania Ave - Voluntary	2	\$196,208,319.00	\$68,672,911.65	97.55%	\$66,990,754.56	CBE Subcontracting Plan FINAL (05.13.21).pdf	✓	08-31-2023	No
	12-31-2020	Union Market TIF	5	\$49,360,945.00	\$17,276,330.75	64.36%	\$11,119,285.12	Union Market TIF Combined Subcontracting Plans.pdf	✓	TBD	No
11-16-2020	10-19-2020	KIPP Ferebee Hope HS	8	\$79,493,780.00	\$27,822,823.00	215.01%	\$59,820,642.19	SBE_Subcontracting_Plan_KIPP FH_210126.pdf	✓	04-30-2023	No
02-15-2021	12-16-2020	2442 MLK	8	\$36,988,983.00	\$12,946,144.05	89.80%	\$11,625,451.29	MLK - SBE_Subcontracting_Plan 01262022.pdf	✓	07-03-2023	No
01-11-2021	12-15-2020	218 Vine Street 4%	4	\$28,504,403.00	\$9,976,541.05	74.15%	\$7,397,325.00	218 Vine Street Subcontracting Plan.pdf	✓	09-30-2023	No
01-11-2021	12-20-2020	218 Vine St. NW (9%)	4	\$10,642,497.00	\$3,724,873.95	60.62%	\$2,257,929.74	218 Vine Street 9% Combined Subcontracting Plan.pdf	✓	04-30-2023	No
01-04-2021	12-15-2020	MC Rental Preservation 1 LLC	8	\$5,694,833.00	\$1,993,191.55	126.52%	\$2,521,882.20	06.30.21 SBE Subcontracting Plan - Small Rental Preservation Project Phase 1.pdf	✓	07-03-2023	No
11-23-2020	09-11-2020	Savannah Apartments	8	\$11,227,690.00	\$3,929,691.50	68.56%	\$2,694,240.37	SAV Subcontracting Plan 1-21-21 (002).pdf	✓	07-31-2023	No
06-01-2020	10-29-2020	Sursum Corda Redevelopment - South Parcel	6	\$30,568,254.00	\$10,698,888.90	124.96%	\$13,369,528.45	Subcontracting Plan COMPILED_2020.12.18 Executed (002).pdf	✓	04-30-2023	No
11-02-2020	05-15-2019	Barry Farm Redevelopment	8	\$60,274,291.00	\$21,096,001.85	19.27%	\$4,066,164.73	Barry Farm Project SBE_Subcontracting_Plan_1 of 3-merged.pdf	✓	07-31-2023	No
01-18-2021	03-27-2020	Strand Theater	7	\$4,437,759.00	\$1,553,215.65	159.60%	\$2,478,922.62	Strand Theater.DMPED NCI Grant Agreement.executed.pdf	✓	04-30-2023	No
03-01-2021	08-27-2020	Ritch Homes Apartments	2	\$9,847,900.00	\$3,446,765.00	17.93%	\$618,152.80	Ritch Combined Subcontracting Plan.pdf	✓	12-31-2022	No
03-03-2021	08-24-2020	1650 Kenilworth Avenue NE	7	\$45,699,937.00	\$15,994,977.95	49.71%	\$7,951,831.21	1650 Kenilworth Subcontracting Plan.pdf	✓	07-31-2023	No
04-15-2020	07-08-2020	Skyline Apartments	8	\$47,755,822.00	\$16,714,537.70	54.42%	\$9,095,242.07	Skyline Apartments - SubK Plan (10.21.2020).pdf	✓	07-31-2023	No
09-01-2023	09-28-2017	Cycle House (aka Truxton)	5	\$3,050,302.00	\$1,067,605.70	0.00%		Cycle House SBE_Subcontracting Plan_07.08.20.pdf	✓	11-01-2023	Yes
06-01-2020	06-09-2020	Park Southern Apartment	8	\$43,135,189.00	\$15,097,316.15	92.25%	\$13,927,719.34	SBE Subcontracting Plan Vol 1 of 2 7.6.2020 (002).pdf	✓	05-08-2023	No
08-03-2020	06-09-2020	1445 Spring Rd NW Renovation	4	\$3,177,026.00	\$1,111,959.10	131.56%	\$1,462,870.33		✓	07-31-2023	No
08-01-2020	05-20-2020	Fort Totten/Riggs Park Place	4	\$29,812,667.00	\$10,434,433.45	82.49%	\$8,606,878.69	Fort Totten Subcontracting Plan.pdf	✓	02-29-2024	Yes
07-01-2019	01-30-2019	Livingston Place at Southern	8	\$41,935,685.00	\$14,677,489.75	27.58%	\$4,047,992.83	Southern Avenue SBE Subcontracting Plan 12.31.19.PDF	✓	04-30-2023	No
05-02-2022	05-01-2020	2 Patterson Street	6	\$129,255,185.00	\$45,239,314.75	0.00%			✓	01-31-2025	Yes
06-01-2020	05-05-2020	Woodberry Village Apartments	8	\$9,324,406.00	\$3,263,542.10	149.34%	\$4,873,831.57	Signed - GCS-SIGAL - Woodberry Apartments Project - SBE_Subcontracting_Plan 11-03-2020.pdf	✓	12-01-2023	No

Project Est. Start Date	Date CBEA or Acknowledgment Letter Executed	Project Title	Project Ward	Total Adjusted Budget	CBE Goal	Percentage of Payment to CBE Goal	Approved Amt Paid to Date	Subcontracting Plan	Mandatory Meeting Occurred	Proj Est. Completion Date	Equity & Development Participation Required
06-22-2020	04-23-2020	Scattered Sites III Walter Reed & Anna Cooper House & Karin House)	2	\$18,864,631.00	\$6,602,620.85	61.99%	\$4,092,988.78	SBE Plan_WR_June 2020 (2).pdf	✓	08-01-2023	No
04-30-2020	04-01-2020	Parcel I/J (Walter Reed)	4	\$85,589,783.00	\$29,956,424.05	119.05%	\$35,663,176.42	SBE Subcontracting Plan The Hartley.pdf	✓	05-31-2023	Yes
02-02-2020	03-31-2020	HanTiv 4%	5	\$15,481,789.00	\$5,418,626.15	91.59%	\$4,962,959.93	HanTiv Subcontracting Plan 2021 Q1.rtf	✓	08-30-2023	No
01-15-2020	02-11-2020	Hanover Court Apartments	8	\$7,199,196.00	\$2,519,718.60	116.65%	\$2,939,292.49	Hanover Subcontracting Plan 2021 Q1.rtf	✓	08-31-2023	No
09-01-2020	02-27-2020	Museum Place	6	\$109,417,412.00	\$38,296,094.20	95.50%	\$36,573,261.28	Museum Place Project CBE_Subcontracting_Plan EXECUTED.pdf	✓	05-31-2023	No
03-16-2020	01-29-2020	1100 Eastern	7	\$20,507,468.00	\$7,177,613.80	141.01%	\$10,121,058.15	SBE_Plan_1100 Eastern LLC_2020.pdf	✓	07-31-2023	No
12-02-2019	10-23-2019	1550 First Street	6	\$29,075,036.00	\$10,176,262.60	115.88%	\$11,792,016.73	SBE Subcontracting Plan Form - 1550 First Street SW Project.PDF	✓	03-31-2023	No
09-15-2019	05-04-2017	Providence Place	7	\$30,826,734.00	\$10,789,356.90	157.08%	\$16,947,447.10	Combined subcontracting plan.pdf	✓	05-31-2023	No
12-01-2019	08-20-2019	The Solstice - Phase II	7	\$27,733,527.00	\$9,706,734.45	94.80%	\$9,201,721.84	CBE Tracking Spreadhseet_East Cap Phase 2.pdf	✓	06-30-2022	No
01-30-2016	12-17-2015	The Parks at Walter Reed	4	\$73,471,595.00	\$25,715,058.25	68.53%	\$17,622,303.79	Re TPWR Subcontracting Plan.msg	✓	12-31-2030	Yes
07-01-2019	03-14-2019	Stanton Square Apartments	8	\$31,913,427.00	\$11,169,699.45	168.52%	\$18,822,812.52	Stanton Square Subcontracting Plan.pdf	✓	03-31-2023	No
06-01-2021	05-31-2019	St. Elizabeths East Campus - Parcel 15 - STE Development Associates LLC	8	\$173,971,513.00	\$60,890,029.55	12.56%	\$7,646,293.84	Q1Y2022_QuarterlyReport_Subcontracting Plan_STE15LLC_01312022 (Combined).pdf		12-30-2022	Yes
01-01-2018	01-31-2019	District Towns (St. Elizabeth East Parcel 10 14a 14b)	8	\$25,143,204.00	\$8,800,121.40	83.03%	\$7,306,743.74	Q4FY2020_QuarterlyReport_STE10PhaseCLLC_10302020.pdf	✓	12-24-2024	Yes
06-25-2018	06-13-2018	Liberty Place		\$25,719,917.00	\$9,001,970.95	100.76%	\$9,070,095.04	Liberty Place SBE Subcontracting Plan.pdf	✓	08-01-2023	No
11-01-2017	10-18-2018	3534 East Cap Venture LLC - The Solstice	7	\$34,578,018.00	\$12,102,306.30	83.73%	\$10,132,838.31	Q4_SBE_Plans_Compiled.pdf	✓	12-31-2020	No
08-01-2020	06-26-2018	Skyland Terrace	8	\$1,043,393.00	\$365,187.55	173.12%	\$632,229.26	Subcontracting Plan.pdf	✓	04-30-2023	No
06-01-2019	05-11-2018	1736 Rhode Island Avenue	5	\$16,370,602.00	\$5,729,710.70	96.03%	\$5,502,417.03	1736RL_SBE_Subcontracting_Plan (1).doc	✓	03-31-2022	No
12-18-2017	11-17-2017	1125 Spring Road (Spring Flats)	4	\$50,932,150.00	\$17,826,252.50	82.89%	\$14,775,860.52	Spring Flats MD LLC - SBE Subcontracting Plan.pdf	✓	12-20-2023	No
12-01-2015	09-11-2015	Archer Park	8	\$41,540,405.00	\$14,539,141.75	67.29%	\$9,782,923.23	Archer Park Utilization Plan.xlsx	✓	04-30-2019	No
03-30-2019	08-18-2017	MLK Gateway Partners LLC	8	\$24,139,272.00	\$8,448,745.20	95.84%	\$8,097,318.77	MLK Gteway SBE Spending Plan Signed 1.30.17.pdf	✓	09-04-2023	Yes
11-30-2018	01-09-2016	The Strand - Residences	7	\$27,417,294.00	\$9,596,052.90	94.00%	\$9,019,936.39	Subcontracting plan - The Strand .pdf	✓	04-30-2023	No

Project Est. Start Date	Date CBEA or Acknowledgment Letter Executed	Project Title	Project Ward	Total Adjusted Budget	CBE Goal	Percentage of Payment to CBE Goal	Approved Amt Paid to Date	Subcontracting Plan	Mandatory Meeting Occurred	Proj Est. Completion Date	Equity & Development Participation Required
09-30-2018	12-17-2015	Walter Reed - TPWR (Building VU)	4	\$89,219,443.00	\$31,226,805.05	101.56%	\$31,713,394.40	Parcel VU SBE Subcontracting Plan 1.pdf	✓	05-31-2023	Yes
06-01-2016	05-13-2016	DC United Soccer Stadium	6	\$110,244,436.00	\$38,585,552.60	133.14%	\$51,374,337.91	DCU Utilization Plan.xlsx	✓	05-30-2019	Yes
05-30-2017	12-09-2015	Barlee Cooperative Association	4	\$3,229,726.00	\$1,130,404.10	0.00%			✓	TBD	No
09-09-2019	09-15-2015	Grimke Redevelopment	1	\$31,683,400.00	\$11,089,190.00	57.37%	\$6,362,122.04	210217 Revised Grimke SBE Subcontracting Plan 210519.pdf	✓	11-29-2024	Yes
04-01-2019	04-29-2015	8th & O Streets, NW	6	\$38,242,188.00	\$13,384,765.80	152.86%	\$20,460,097.32	Subcontracting plan 8th & O St. NW.pdf	✓	TBD	Yes
07-01-2023	09-30-2014	McMillan Sand Filtration Site	5	\$540,484,705.00	\$189,169,646.75	2.17%	\$4,113,525.91	Vision McMillan_Subcon Plan.pdf	✓	12-12-2023	Yes
12-01-2013	06-28-2013	Washington International School 2013	3	\$46,886,608.00	\$16,410,312.80	111.20%	\$18,248,584.28	Attachment 3 (CBE Utilization Plan) (Updated 2-26-10) 2013 06 21.XLS	✓	01-20-2019	No
04-01-2014	07-02-2013	Skyland Town Center - Skyland Holdings , LLC	7	\$165,336,292.00	\$57,867,702.20	85.60%	\$49,536,576.71	Skyland Town Center (July 2 2013).pdf	✓	04-30-2023	Yes
03-02-2012	03-02-2012	Airspace Above I-395 - Capitol Crossing	2	\$589,237,270.00	\$206,233,044.50	100.05%	\$206,339,395.28	Update Air Rights Utilization Plan 12-02-16.xls	✓	TBD	Yes
01-01-2008	08-04-2011	Beacon Center Project	4	\$36,790,164.70	\$12,876,557.65	75.30%	\$9,695,835.11	Utilization Plan Beacon Center.xlsx		04-03-2023	No
10-01-2022	04-05-2010	Park View Community Partners 'PVCP' -Park Morton -Bruce Monroe	1	\$18,728,787.00	\$6,555,075.45	3.46%	\$226,885.00	PVC Morton-Bruce Monroe Subcontracting Plan.xlsx	✓	TBD	No
01-01-2014	07-11-2008	The Wharf	6	\$1,384,200,000.00	\$484,470,000.00	89.38%	\$433,003,556.61	Attachment 3 (CBE Utilization Plan).pdf	✓	01-31-2023	Yes
10-01-2007	06-08-2005	CityCenterDC - Parcel B West Hotel/Retail	2	\$191,153,296.00	\$66,907,201.41	111.81%	\$74,809,693.54	35% Goal Guideline approval letter 07 20 16 fully executed.pdf		10-31-2024	No
06-01-2008	08-10-2007	Forest City SEFC, LLC - The Yards - South Eastern Federal Center (Waterfront)	6	\$1,140,277,134.29	\$399,096,997.00	36.13%	\$144,196,718.72	The Lumber Shed - Forest City SEFC, LLC (The Yards) Memorandum (FINAL expenditures).pdf	✓	12-01-2033	No
TOT				\$9,717,791,709.87	\$3,407,017,856.41		\$1,752,627,618.13				

DSLBD Compliance Monitoring (PPD Projects) : Source of Funding | All Funding Agencies - Combined

JAN-09-2024 4:05 PM

All Funding Agencies - Combined

Project Title	Funding Agency - Agency Name	Total Adjusted Budget (min)	Project - CBE (%) Required (min)	Project - CBE Goal Amount (min)	Project Expenditures To Date New (min)	Project - Percentage of Payment to CBE Goal2 (min)
<u>1100 Eastern</u>	<u>DCHFA</u>	\$20,507,468	35.00%	\$7,177,613.80	\$10,121,058.15	141.01%
1100 Eastern	<u>DHCD</u>	\$20,507,468	35.00%	\$7,177,613.80	\$10,121,058.15	141.01%
<u>1125 Spring Road (Spring Flats)</u>	<u>DMPED</u>	\$50,932,150	35.00%	\$17,826,252.50	\$14,775,860.52	82.89%
<u>1351 Alabama Ave SE</u>	<u>DHCD</u>	\$52,539,921	35.00%	\$18,388,972.35		0.00%
<u>1445 Spring Rd NW Renovation</u>	<u>DHCD</u>	\$3,177,026	35.00%	\$1,111,959.10	\$1,462,870.33	131.56%
<u>1515 North Capitol NE</u>	<u>DHCD</u>	\$35,012,706	35.00%	\$12,254,447.10	\$13,629,687.62	111.22%
<u>1550 First Street</u>	<u>DHCD</u>	\$29,075,036	35.00%	\$10,176,262.60	\$11,792,016.73	115.88%
<u>1611 Benning RD. (The Paxton)</u>	<u>DHCD</u>	\$51,940,901	35.00%	\$18,179,315.35	\$4,983,488.54	27.41%
<u>1736 Rhode Island Avenue</u>	<u>DHCD</u>	\$16,370,602	35.00%	\$5,729,710.70	\$5,502,417.03	96.03%
<u>2 Patterson Street</u>	<u>DCHFA</u>	\$129,255,185	35.00%	\$45,239,314.75		0.00%
<u>218 Vine St. NW (9%)</u>	<u>DHCD</u>	\$10,642,497	35.00%	\$3,724,873.95	\$2,257,929.74	60.62%
<u>218 Vine Street 4%</u>	<u>DCHFA</u>	\$28,504,403	35.00%	\$9,976,541.05	\$7,397,325.00	74.15%
<u>3534 East Cap Venture LLC - The Solstice</u>	<u>DCHFA</u>	\$34,578,018	35.00%	\$12,102,306.30	\$10,132,838.31	83.73%
3534 East Cap Venture LLC - The Solstice	<u>DHCD</u>	\$34,578,018	35.00%	\$12,102,306.30	\$10,132,838.31	83.73%
<u>555 Pennsylvania Ave - Voluntary</u>	<u>DMPED</u>	\$196,208,319	35.00%	\$68,672,911.65	\$66,990,754.56	97.55%
<u>7428 Georgia Avenue Apartments</u>	<u>DHCD</u>	\$21,384,914	35.00%	\$7,484,719.90	\$474,353.62	6.34%
<u>8th & O Streets, NW</u>	<u>DHCD</u>	\$38,242,188	35.00%	\$13,384,765.80	\$20,460,097.32	152.86%
<u>Airspace Above I-395 - Capitol Crossing</u>	<u>DMPED</u>	\$589,237,270	35.00%	\$206,233,044.50	\$206,339,395.28	100.05%
<u>Archer Park</u>	<u>DCHFA</u>	\$41,540,405	35.00%	\$14,539,141.75	\$9,782,923.23	67.29%
Archer Park	<u>DHCD</u>	\$41,540,405	35.00%	\$14,539,141.75	\$9,782,923.23	67.29%
Archer Park	<u>DMPED</u>	\$41,540,405	35.00%	\$14,539,141.75	\$9,782,923.23	67.29%
<u>Aspen Street Cooperative</u>	<u>DHCD</u>	\$2,618,661	35.00%	\$916,531.35	\$404,126.20	44.09%
<u>Barlee Cooperative Association</u>	<u>DHCD</u>	\$3,229,726	35.00%	\$1,130,404.10		0.00%
<u>Beacon Center Project</u>	<u>DMPED</u>	\$36,790,164.7	35.00%	\$12,876,557.65	\$9,695,835.11	75.30%
<u>Belmont Crossing</u>	<u>DHCD</u>	\$84,668,260	35.00%	\$29,633,891.00	\$470,463.41	1.59%
<u>Carl F. West Estates</u>	<u>DCHFA</u>	\$85,843,545	35.00%	\$30,045,240.75		0.00%
Carl F. West Estates	<u>DHCD</u>	\$85,843,545	35.00%	\$30,045,240.75		0.00%
<u>Cascade Park Apartments - 4%</u>	<u>DCHFA</u>	\$9,260,586	35.00%	\$3,241,205.10	\$663,228.26	20.46%

Project Title	Funding Agency - Agency Name	Total Adjusted Budget (min)	Project - CBE (%) Required (min)	Project - CBE Goal Amount (min)	Project Expenditures To Date New (min)	Project - Percentage of Payment of CBE Goal2 (min)
Cascade Park Apartments - 4%	DHCD	\$9,260,586	35.00%	\$3,241,205.10	\$663,228.26	20.46%
<u>Cascade Park Apartments - 9%</u>	DHCD	\$12,915,128	35.00%	\$4,520,294.80	\$6,244,608.19	138.15%
<u>Cedar Hill Regional Medical Center GW Health</u>	DGS	\$285,170,117	35.00%	\$99,809,540.95		0.00%
<u>CityCenterDC - Parcel B West Hotel/Retail</u>	DMPED	\$191,153,296	35.00%	\$66,907,201.41	\$74,809,693.54	111.81%
<u>Crawford Landing Townhomes</u>	DCHFA	\$17,376,452	35.00%	\$6,081,758.20	\$4,496,174.36	73.93%
<u>Cycle House (aka Truxton)</u>	DMPED	\$3,050,302	35.00%	\$1,067,605.70		0.00%
<u>DC Prep</u>	DGS	\$30,850,520	35.00%	\$10,797,682.00	\$4,511,159.74	41.78%
<u>DC United Soccer Stadium</u>	DMPED	\$110,244,436	35.00%	\$38,585,552.60	\$51,374,337.91	133.14%
<u>District Towns (St. Elizabeth East Parcel 10 14a 14b)</u>	DMPED	\$25,143,204	35.00%	\$8,800,121.40	\$7,306,743.74	83.03%
<u>Dix Street Residences</u>	DHCD	\$25,510,995	35.00%	\$8,928,848.25	\$78,500.00	0.88%
<u>Forest City SEFC, LLC - The Yards - South Eastern Federal Center (Waterfront)</u>	DMPED	\$1,140,277,134.29	35.00%	\$399,096,997.00	\$144,196,718.72	36.13%
<u>Fort Totten Apartments</u>	DHCD	\$33,948,075	35.00%	\$11,881,826.25		0.00%
<u>Fort Totten/Riggs Park Place</u>	DMPED	\$29,812,667	35.00%	\$10,434,433.45	\$8,606,878.69	82.49%
<u>Grimke Redevelopment</u>	DMPED	\$31,683,400	35.00%	\$11,089,190.00	\$6,362,122.04	57.37%
<u>H.R. Crawford Gardens</u>	DHCD	\$33,829,305	35.00%	\$11,840,256.75		0.00%
<u>Hanover Court Apartments</u>	DHCD	\$7,199,196	35.00%	\$2,519,718.60	\$2,939,292.49	116.65%
<u>HanTiv 4%</u>	DHCD	\$15,481,789	35.00%	\$5,418,626.15	\$4,962,959.93	91.59%
<u>Hill East Phase 2 Bundle 1</u>	DMPED	\$309,249,999	35.00%	\$108,237,499.65		0.00%
<u>Jubilee Euckal Apartments</u>	DHCD	\$28,899,046	35.00%	\$10,114,666.10	\$359,878.10	3.56%
<u>Kenilworth 166</u>	DCHA	\$56,889,398	35.00%	\$19,911,289.30	\$7,691,135.44	38.63%
Kenilworth 166	DCHFA	\$56,889,398	35.00%	\$19,911,289.30	\$7,691,135.44	38.63%
Kenilworth 166	DHCD	\$56,889,398	35.00%	\$19,911,289.30	\$7,691,135.44	38.63%
<u>Liberty Place</u>	DCHFA	\$25,719,917	35.00%	\$9,001,970.95	\$9,070,095.04	100.76%
Liberty Place	DHCD	\$25,719,917	35.00%	\$9,001,970.95	\$9,070,095.04	100.76%
<u>Lisner Senior Independent</u>	DHCD	\$35,264,291	35.00%	\$12,342,501.85		0.00%
<u>Livingston Place at Southern</u>	DCHFA	\$41,935,685	35.00%	\$14,677,489.75	\$4,047,992.83	27.58%
<u>MC Rental Preservation 1 LLC</u>	DHCD	\$5,694,833	35.00%	\$1,993,191.55	\$2,521,882.20	126.52%
<u>McMillan Parcel 1</u>	DMPED	\$506,464,957	35.00%	\$177,262,734.95		0.00%
<u>McMillan Parcel 2</u>	DMPED	\$86,918,861	35.00%	\$30,421,601.35		0.00%
<u>McMillan Parcel 3</u>	DMPED	\$115,783,834	35.00%	\$40,524,341.90		0.00%
<u>McMillan Parcel 4</u>	DMPED	\$117,862,770	35.00%	\$41,251,969.50		0.00%

Project Title	Funding Agency - Agency Name	Total Adjusted Budget (min)	Project - CBE (%) Required (min)	Project - CBE Goal Amount (min)	Project Expenditures To Date New (min)	Project - Percentage of Payment to CBE Goal2 (min)
<u>McMillan Parcel 5</u>	<u>DMPED</u>	\$47,175,721	35.00%	\$16,511,502.35		0.00%
<u>McMillan Sand Filtration Site</u>	<u>DMPED</u>	\$540,484,705	35.00%	\$189,169,646.75	\$4,113,525.91	2.17%
<u>MDXL Flats</u>	<u>DCHFA</u>	\$46,964,898	35.00%	\$16,437,714.30	\$11,348,395.67	69.04%
MDXL Flats	<u>DHCD</u>	\$46,964,898	35.00%	\$16,437,714.30	\$11,348,395.67	69.04%
<u>MLK Gateway Partners LLC</u>	<u>DHCD</u>	\$24,139,272	35.00%	\$8,448,745.20	\$8,097,318.77	95.84%
<u>Northwest One-Phase 2</u>	<u>DMPED</u>	\$75,000,575	35.00%	\$26,250,201.25		0.00%
<u>NW One Development</u>	<u>DMPED</u>	\$49,675,541	35.00%	\$17,386,439.35	\$17,744,746.45	102.06%
<u>Parcel B Senior Affordable Project Next to Audi Field</u>	<u>DCHFA</u>	\$35,998,896	35.00%	\$12,599,613.60		0.00%
Parcel B Senior Affordable Project Next to Audi Field	<u>DHCD</u>	\$35,998,896	35.00%	\$12,599,613.60		0.00%
<u>Park Morton Phase 1</u>	<u>DCHA</u>	\$75,509,936	35.00%	\$26,428,477.60	\$1,489,205.58	5.63%
<u>Park Southern Apartment</u>	<u>DHCD</u>	\$43,135,189	35.00%	\$15,097,316.15	\$13,927,719.34	92.25%
<u>Park View Community Partners 'PVCP' -Park Morton -Bruce Monroe</u>	<u>DCHA</u>	\$18,728,787	35.00%	\$6,555,075.45	\$226,885.00	3.46%
<u>Providence Place</u>	<u>DMPED</u>	\$30,826,734	35.00%	\$10,789,356.90	\$16,947,447.10	157.08%
<u>Reunion Square Development</u>	<u>DMPED</u>	\$71,479,159	35.00%	\$25,017,705.65	\$22,875,663.09	91.44%
<u>Ridgecrest Phase 1</u>	<u>DHCD</u>	\$48,112,281.880902	35.00%	\$16,839,298.66	\$1,684,475.84	10.00%
<u>Ritch Homes Apartments</u>	<u>DCHFA</u>	\$9,847,900	35.00%	\$3,446,765.00	\$618,152.80	17.93%
Ritch Homes Apartments	<u>DHCD</u>	\$9,847,900	35.00%	\$3,446,765.00	\$618,152.80	17.93%
<u>Savannah Apartments</u>	<u>DHCD</u>	\$11,227,690	35.00%	\$3,929,691.50	\$2,694,240.37	68.56%
<u>Scattered Sites III (Walter Reed & Anna Cooper House & Karin House)</u>	<u>DHCD</u>	\$18,864,631	35.00%	\$6,602,620.85	\$4,092,988.78	61.99%
<u>Skyland Terrace</u>	<u>DHCD</u>	\$1,043,393	35.00%	\$365,187.55	\$632,229.26	173.12%
<u>Skyland Town Center - Skyland Holdings, LLC</u>	<u>DMPED</u>	\$165,336,292	35.00%	\$57,867,702.20	\$49,536,576.71	85.60%
<u>Skyline Apartments</u>	<u>DCHFA</u>	\$47,755,822	35.00%	\$16,714,537.70	\$9,095,242.07	54.42%
<u>St. Elizabeths East Campus - Parcel 15 - STE Development Associates LLC</u>	<u>DMPED</u>	\$173,971,513	35.00%	\$60,890,029.55	\$7,646,293.84	12.56%
<u>Stanton Square Apartments</u>	<u>DHCD</u>	\$31,913,427	35.00%	\$11,169,699.45	\$18,822,812.52	168.52%
<u>Sursum Corda Redevelopment - South Parcel</u>	<u>DCHFA</u>	\$30,568,254	35.00%	\$10,698,888.90	\$13,369,528.45	124.96%
<u>Terrace Manor Apartments</u>	<u>DHCD</u>	\$54,480,714	35.00%	\$19,068,249.90	\$6,072,421.10	31.85%
<u>The Clara</u>	<u>DHCD</u>	\$34,032,592	35.00%	\$11,911,407.20	\$4,622,089.78	38.80%
<u>The Hampshire</u>	<u>DHCD</u>	\$9,799,647	35.00%	\$3,429,876.45	\$2,605,879.26	75.98%
<u>The Parks at Walter Reed</u>	<u>DMPED</u>	\$73,471,595	35.00%	\$25,715,058.25	\$17,622,303.79	68.53%
<u>The Solstice - Phase II</u>	<u>DHCD</u>	\$27,733,527	35.00%	\$9,706,734.45	\$9,201,721.84	94.80%
<u>The Strand - Residences</u>	<u>DHCD</u>	\$27,417,294	35.00%	\$9,596,052.90	\$9,019,936.39	94.00%

Project Title	Funding Agency - Agency Name	Total Adjusted Budget (min)	Project - CBE (%) Required (min)	Project - CBE Goal Amount (min)	Project Expenditures To Date New (min)	Project - Percentage of Payment to CBE Goal2 (min)
<u>The Wharf</u>	<u>DMPED</u>	\$1,384,200,000	35.00%	\$484,470,000.00	\$433,003,556.61	89.38%
<u>Tourism Recovery Act - Destinantion DC</u>	<u>DMPED</u>	\$10,750,000	35.00%	\$3,762,500.00	\$116,833.94	3.11%
<u>Union Market TIF</u>	<u>DMPED</u>	\$49,360,945	35.00%	\$17,276,330.75	\$11,119,285.12	64.36%
<u>Villages of East River</u>	<u>DHCD</u>	\$45,612,317	35.00%	\$15,964,310.95		0.00%
<u>Villages of Parklands - Phase 1</u>	<u>DCHFA</u>	\$27,359,608	35.00%	\$9,575,862.80		0.00%
Villages of Parklands - Phase 1	<u>DHCD</u>	\$27,359,608	35.00%	\$9,575,862.80		0.00%
<u>Walter Reed - TPWR (Building VU)</u>	<u>DMPED</u>	\$89,219,443	35.00%	\$31,226,805.05	\$31,713,394.40	101.56%
<u>Walter Reed Building O - Kite House</u>	<u>DMPED</u>	\$45,494,308	35.00%	\$15,923,007.80	\$8,131,108.44	51.07%
<u>Walter Reed Building P - 1155 Dahlia Street</u>	<u>DMPED</u>	\$31,267,681	35.00%	\$10,943,688.35	\$13,015,959.25	118.94%
<u>Walter Reed Building QRS - The Reynard</u>	<u>DMPED</u>	\$89,759,363	35.00%	\$31,415,777.05	\$11,361,648.89	36.17%
<u>Washington International School 2013</u>	<u>DMPED</u>	\$46,886,608	35.00%	\$16,410,312.80	\$18,248,584.28	111.20%
<u>Waterfront Station II</u>	<u>DMPED</u>	\$109,240,886	35.00%	\$38,234,310.10	\$38,568,000.67	100.87%
<u>Woodberry Village Apartments</u>	<u>DHCD</u>	\$9,324,406	35.00%	\$3,263,542.10	\$4,873,831.57	149.34%
<u>Worthington Woods</u>	<u>DCHFA</u>	\$47,543,635	35.00%	\$16,640,272.25		0.00%
Worthington Woods	<u>DHCD</u>	\$47,543,635	35.00%	\$16,640,272.25		0.00%
Totals (105 groups)		\$1,043,393	35.00%	\$365,187.55	\$78,500.00	0.00%

Main Street Name	Ward	2023 Main Street Budget	CBE Spend 2023	SBE Spend 2023	DBE Spend 2023
Barracks Row Main Street	6,8	\$150,080.00	\$5,791.00	\$5,791.00	-
Chevy Chase Main Street	3	\$150,080.00	\$11,124.58	\$11,124.58	-
Cleveland Park Main Street	3	\$150,080.00	\$15,624.58	\$15,624.58	-
Columbia Heights Mount Pleasant Main Streets	1	\$150,080.00	\$20,629.58	\$20,629.58	\$5,005.11
Deanwood Heights Main Street	7	\$150,080.00	\$2,158.00	\$2,158.00	-
Congress Heights Main Street	8	\$150,080.00	\$36,600.00	\$36,600.00	\$36,600.00
Dupont Circle Main Street	1,2	\$195,080.00	\$24,291.00	\$24,291.00	\$1,251.25
Eastern Market Main Street	6	\$150,080.00	\$9,061.62	\$9,061.62	\$9,061.62
Georgetown Main Street	2	\$150,080.00	\$8,540.00	\$8,540.00	\$8,540.00
Glover Park Main Street	3	\$150,080.00	\$16,370.81	\$16,370.81	\$10,565.81
H Street Main Street	5,6,7	\$190,080.00	\$8,000.40	\$8,000.40	-
Logan Circle Main Street	2	\$150,080.00	\$15,624.58	\$15,624.58	-
Lower Georgia Avenue Main Street	1	\$150,080.00	\$15,624.59	\$15,624.59	-
Minnesota Avenue Main Street	7	\$150,080.00	-	-	-
North Capitol Main Street	5	\$150,080.00	\$3,100.00	\$0.00	-
Palisades Main Street	3	\$150,080.00	\$1,053.50	\$1,053.50	-
Pennsylvania Avenue East Main Street	7	\$150,080.00	\$1,650.00	-	-
Petworth Main Street	4	\$150,080.00	\$900.00	\$900.00	-
Rhode Island Avenue Main Street	5	\$150,080.00	\$3,490.00	\$3,490.00	\$3,490.00
Shaw Main Street	1,2	\$150,080.00	\$7,468.50	\$7,468.50	-
Tenleytown Main Street	3	\$170,080.00	\$8,340.50	\$8,340.50	\$8,340.50
The Parks Main Street	4,5	\$150,080.00	\$9,148.90	\$9,148.90	\$9,148.90
U Street Main Street	1	\$150,080.00	\$15,624.58	\$15,624.58	-
Upper Bladensburg Road Main Street	5	\$150,080.00	\$3,040.00	\$3,040.00	\$3,040.00
Upper Georgia Avenue Main Street	4	\$150,080.00	\$2,147.50	\$2,147.50	-
Uptown Main Street	4	\$150,080.00	\$1,867.00	\$1,492.00	\$375.00
Van Ness Main Street	3	\$150,080.00	\$16,450.29	\$16,450.29	\$16,450.29
Woodley Park Main Street	3	\$150,080.00	\$400.00	\$400.00	-

Jobs, Businesses Opening and Closing

Main Street Name	Jobs Created 2023	Business Opened 2023	Businesses Closed 2023	Jobs Created 2024	Business Opened 2024	Businesses Closed 2024
Barracks Row Main Street	1	2	2	Not yet available	Not yet available	Not yet available
Chevy Chase Main Street	35	6	2	Not yet available	Not yet available	Not yet available
Cleveland Park Main Street	-4.5	1	2	Not yet available	Not yet available	Not yet available
Columbia Heights Mount Pleasant Main Streets	2	1	0	Not yet available	Not yet available	Not yet available
Deanwood Heights Main Street	61	26	0	Not yet available	Not yet available	Not yet available
Destination Congress Heights	10	3	1	Not yet available	Not yet available	Not yet available
Dupont Circle Main Street	5	3	2	Not yet available	Not yet available	Not yet available
Eastern Market Main Street	99.5	12	4	Not yet available	Not yet available	Not yet available
Georgetown Main Street	6.5	7	1	Not yet available	Not yet available	Not yet available
Glover Park Main Street	18.5	1	0	Not yet available	Not yet available	Not yet available
H Street Main Street	14.5	2	1	Not yet available	Not yet available	Not yet available
Logan Circle Main Street	21	3	0	Not yet available	Not yet available	Not yet available
Lower Georgia Avenue Main Street	70.5	32	17	Not yet available	Not yet available	Not yet available
Minnesota Avenue Main Street	17.5	8	6	Not yet available	Not yet available	Not yet available
North Capitol Main Street	-8	1	1	Not yet available	Not yet available	Not yet available
Palisades Main Street	0	5	5	Not yet available	Not yet available	Not yet available
Pennsylvania Avenue East Main Street	87	32	9	Not yet available	Not yet available	Not yet available
Petworth Main Street	28.5	10	5	Not yet available	Not yet available	Not yet available
Rhode Island Avenue Main Street	59.5	4	1	Not yet available	Not yet available	Not yet available
Shaw Main Street	0	1	0	Not yet available	Not yet available	Not yet available
Tenleytown Main Street	0	0	1	Not yet available	Not yet available	Not yet available
The Parks Main Street	9	2	3	Not yet available	Not yet available	Not yet available
U Street Main Street	34	17	9	Not yet available	Not yet available	Not yet available
Upper Bladensburg Road Main Street	235	21	9	Not yet available	Not yet available	Not yet available
Upper Georgia Avenue Main Street	5.5	5	2	Not yet available	Not yet available	Not yet available
Uptown Main Street	-2	8	12	Not yet available	Not yet available	Not yet available
Van Ness Main Street	213	3	4	Not yet available	Not yet available	Not yet available
Woodley Park Main Street	9.5	2	2	Not yet available	Not yet available	Not yet available

FY2023 Subgrants		
Main Street Name		Grantee
2023 DC Main Streets	Barracks Row Main Street	DC RAMEN LLC
2023 DC Main Streets	Barracks Row Main Street	REFORMATION FITNESS
2023 DC Main Streets	Barracks Row Main Street	DISTRICT DONUT LLC
2023 DC Main Streets	Barracks Row Main Street	MIDAGRA LLC
2023 DC Main Streets	Barracks Row Main Street	TACO CITY DC
2023 DC Main Streets	Barracks Row Main Street	BITTER GRACE LLC
2023 DC Main Streets	Barracks Row Main Street	LITTLE DISTRICTS BOOKS
2023 DC Main Streets	Barracks Row Main Street	ESACAPE ARTIST DC LLC
2023 DC Main Streets	Barracks Row Main Street	COMMUNITY CONNECTIONS REAL ESTATE FOUNTAIN
2023 DC Main Streets	Chevy Chase Main Street	Happy Go Bikes
2023 DC Main Streets	Chevy Chase Main Street	Circle Yoga
2023 DC Main Streets	Chevy Chase Main Street	Artsy Beast
2023 DC Main Streets	Chevy Chase Main Street	Art Sound Language
2023 DC Main Streets	Chevy Chase Main Street	President Valet Cleaner
2023 DC Main Streets	Chevy Chase Main Street	Opal Pergola
2023 DC Main Streets	Chevy Chase Main Street	Quist MD- Equipment
2023 DC Main Streets	Chevy Chase Main Street	Black Robin Media
2023 DC Main Streets	Chevy Chase Main Street	DC Health Psychology
2023 DC Main Streets	Chevy Chase Main Street	5606 NAIL SPA
2023 DC Main Streets	Cleveland Park Main Street	HighLife Studios DC Lavish Nails
2023 DC Main Streets	Cleveland Park Main Street	Kroran Uyghur
2023 DC Main Streets	Cleveland Park Main Street	Byblos
2023 DC Main Streets	Cleveland Park Main Street	Femme Fatale DC
2023 DC Main Streets	Cleveland Park Main Street	Costaguys LLC DBA Cold Stone Creamery
2023 DC Main Streets	Cleveland Park Main Street	Robert Kotchenreuther II Inc DBA CP Valet
2023 DC Main Streets	Cleveland Park Main Street	Siam House
2023 DC Main Streets	Cleveland Park Main Street	Imaj hair salon
2023 DC Main Streets	Cleveland Park Main Street	SPICES ASIAN RESAURANT
2023 DC Main Streets	Cleveland Park Main Street	3321 Bistro
2023 DC Main Streets	Cleveland Park Main Street	All Fired UP
2023 DC Main Streets	Cleveland Park Main Street	Dolan Uygur Restaurant
2023 DC Main Streets	Cleveland Park Main Street	femme fatale DC
2023 DC Main Streets	Cleveland Park Main Street	Fat Pete's BBQ
2023 DC Main Streets	Cleveland Park Main Street	SPICES ASIAN RESAURANT
2023 DC Main Streets	Columbia Heights and Mount Pleasant Main Street	Makan
2023 DC Main Streets	Columbia Heights and Mount Pleasant Main Street	Addis Paris
2023 DC Main Streets	Columbia Heights and Mount Pleasant Main Street	Dos Gringos Cafe
2023 DC Main Streets	Columbia Heights and Mount Pleasant Main Street	ODD PROVISIONS
2023 DC Main Streets	Columbia Heights and Mount Pleasant Main Street	PAST TENSE YOGA

2023 DC Main Streets Columbia Heights and Mount Pleasant Main Street	Columbia Heights and Mount Pleasant Main Street	MARX CAFE
2023 DC Main Streets Columbia Heights and Mount Pleasant Main Street	Columbia Heights and Mount Pleasant Main Street	JOHNNYS ALL AMERICAN
2023 DC Main Streets Columbia Heights and Mount Pleasant Main Street	Columbia Heights and Mount Pleasant Main Street	LA TEJANA
2023 DC Main Streets Columbia Heights and Mount Pleasant Main Street	Columbia Heights and Mount Pleasant Main Street	Vilanova Salon
2023 DC Main Streets Congress Heights Main Street	Congress Heights Main Street	Hong Kong Carryout
2023 DC Main Streets Congress Heights Main Street	Congress Heights Main Street	ACE'S LOUNGE
2023 DC Main Streets Congress Heights Main Street	Congress Heights Main Street	PLAYERS LOUNGE
2023 DC Main Streets Congress Heights Main Street	Congress Heights Main Street	Top Mart
2023 DC Main Streets Congress Heights Main Street	Congress Heights Main Street	Startup 8
2023 DC Main Streets Congress Heights Main Street	Congress Heights Main Street	Georgina Players Lounge
2023 DC Main Streets Congress Heights Main Street	Congress Heights Main Street	Pro Tax Sign
2023 DC Main Streets Congress Heights Main Street	Congress Heights Main Street	Ace's Lounge
2023 DC Main Streets Congress Heights Main Street	Congress Heights Main Street	HONG KONG DELITE CARRYOUT
2023 DC Main Streets Congress Heights Main Street	Congress Heights Main Street	ProCut
2023 DC Main Streets Congress Heights Main Street	Congress Heights Main Street	CAFE POULET
2023 DC Main Streets Congress Heights Main Street	Congress Heights Main Street	ACE'S LOUNGE
2023 DC Main Streets Congress Heights Main Street	Congress Heights Main Street	DCH FARMERS MARKET
2023 DC Main Streets Congress Heights Main Street	Congress Heights Main Street	HONG KONG DELITE CARRYOUT
2023 DC Main Streets Deanwood Heights Main Street	Deanwood Heights Main Street	SEAS COMMUNITY PARTNERS
2023 DC Main Streets Dupont Circle Main Street	Dupont Circle Main Street	Dupont Pharmacy
2023 DC Main Streets Dupont Circle Main Street	Dupont Circle Main Street	Bloom Boutique
2023 DC Main Streets Dupont Circle Main Street	Dupont Circle Main Street	The Mediterranean Way
2023 DC Main Streets Dupont Circle Main Street	Dupont Circle Main Street	Bite the Fruit
2023 DC Main Streets Dupont Circle Main Street	Dupont Circle Main Street	Soho Coffee and Tea
2023 DC Main Streets Dupont Circle Main Street	Dupont Circle Main Street	Trio Restaurant
2023 DC Main Streets Dupont Circle Main Street	Dupont Circle Main Street	Slow Down Market
2023 DC Main Streets Dupont Circle Main Street	Dupont Circle Main Street	Dupont Pharmacy
2023 DC Main Streets Dupont Circle Main Street	Dupont Circle Main Street	Bloom Boutique
2023 DC Main Streets Dupont Circle Main Street	Dupont Circle Main Street	The Mediterranean Way
2023 DC Main Streets Dupont Circle Main Street	Dupont Circle Main Street	Bite the Fruit
2023 DC Main Streets Dupont Circle Main Street	Dupont Circle Main Street	Soho Coffee and Tea
2023 DC Main Streets Dupont Circle Main Street	Dupont Circle Main Street	Trio Restaurant
2023 DC Main Streets Dupont Circle Main Street	Dupont Circle Main Street	Rosemarino Restaurant
2023 DC Main Streets Dupont Circle Main Street	Dupont Circle Main Street	Thaiverse
2023 DC Main Streets Dupont Circle Main Street	Dupont Circle Main Street	ALERO
2023 DC Main Streets Dupont Circle Main Street	Dupont Circle Main Street	DUPONT WINE STORE
2023 DC Main Streets Dupont Circle Main Street	Dupont Circle Main Street	ALERO
2023 DC Main Streets Dupont Circle Main Street	Dupont Circle Main Street	AU LAIT CAFE
2023 DC Main Streets Dupont Circle Main Street	Dupont Circle Main Street	BRINE
2023 DC Main Streets Dupont Circle Main Street	Dupont Circle Main Street	COLOR LAB
2023 DC Main Streets Dupont Circle Main Street	Dupont Circle Main Street	DC VEGAN
2023 DC Main Streets Dupont Circle Main Street	Dupont Circle Main Street	DOGGIE STYLE
2023 DC Main Streets Dupont Circle Main Street	Dupont Circle Main Street	QUAVARO
2023 DC Main Streets Dupont Circle Main Street	Dupont Circle Main Street	SAPANEE TAI
2023 DC Main Streets Dupont Circle Main Street	Dupont Circle Main Street	THAIVERSE
2023 DC Main Streets Dupont Circle Main Street	Dupont Circle Main Street	Synergy and Serenity

2023 DC Main Streets	Eastern Market Main Street	District Orthodontics
2023 DC Main Streets	Eastern Market Main Street	Sole Wash
2023 DC Main Streets	Eastern Market Main Street	East City Books
2023 DC Main Streets	Eastern Market Main Street	Eastern Market Nails
2023 DC Main Streets	Eastern Market Main Street	Randolph Cree
2023 DC Main Streets	Eastern Market Main Street	Antiochia
2023 DC Main Streets	Eastern Market Main Street	Tunnicliffs
2023 DC Main Streets	Eastern Market Main Street	Joselito LLC
2023 DC Main Streets	Eastern Market Main Street	Randolph Cree Hair Salon
2023 DC Main Streets	Eastern Market Main Street	East City Bookshop
2023 DC Main Streets	Eastern Market Main Street	La Casina
2023 DC Main Streets	Eastern Market Main Street	WoW Lash Studio
2023 DC Main Streets	Eastern Market Main Street	RUTA
2023 DC Main Streets	Eastern Market Main Street	Rall and Rall
2023 DC Main Streets	Eastern Market Main Street	Ruta
2023 DC Main Streets	Eastern Market Main Street	My Cake Theory
2023 DC Main Streets	Eastern Market Main Street	Woven History
2023 DC Main Streets	Georgetown Main Street	G.T. PLAYERS
2023 DC Main Streets	Georgetown Main Street	ALI SWEETS
2023 DC Main Streets	Georgetown Main Street	VILLIAGE ARTS AND CRAFTS INC
2023 DC Main Streets	Georgetown Main Street	DENT PLACE MARKET
2023 DC Main Streets	Georgetown Main Street	SHOP MADE IN DC,LLC
2023 DC Main Streets	Georgetown Main Street	TUGOOH,LLC
2023 DC Main Streets	Georgetown Main Street	LOS CUATES RESTAURANT INC.
2023 DC Main Streets	Chevy Chase Main Street	BLUE 44 RESTAURANT AND BAR
2023 DC Main Streets	Congress Heights Main Street	PRO CUT FAMILY BARBER SHOP
2023 DC Main Streets	Glover Park Main Street	Bocca Al-Lupo
2023 DC Main Streets	Glover Park Main Street	Bocca Al-Lupo
2023 DC Main Streets	Glover Park Main Street	Pearson's Wine and Spirits
2023 DC Main Streets	Glover Park Main Street	Wydown Property Management
2023 DC Main Streets	Glover Park Main Street	Head N Nails
2023 DC Main Streets	Glover Park Main Street	Sushi Keiko
2023 DC Main Streets	Glover Park Main Street	Heads N Nails Salon
2023 DC Main Streets	Glover Park Main Street	Mission Slim - Possible Gym
2023 DC Main Streets	Glover Park Main Street	Bare Sugar Salon
2023 DC Main Streets	Glover Park Main Street	Bocca Al-Lupo
2023 DC Main Streets	Glover Park Main Street	Bare Sugar Salon
2023 DC Main Streets	Glover Park Main Street	Wide World of Wines
2023 DC Main Streets	Glover Park Main Street	Bocca Al-Lupo
2023 DC Main Streets	Glover Park Main Street	Wide World of Wines
2023 DC Main Streets	Glover Park Main Street	Mission Slim - Possible Gym
2023 DC Main Streets	Glover Park Main Street	Bare Sugar Salon
2023 DC Main Streets	Glover Park Main Street	Rocklands Barbecue and Grilling Company
2023 DC Main Streets	Glover Park Main Street	Breadsoda
2023 DC Main Streets	Glover Park Main Street	Wellness Wednesday
2023 DC Main Streets	H Street Main Street	Irregardless
2023 DC Main Streets	H Street Main Street	Stable DC
2023 DC Main Streets	H Street Main Street	Sticky Fingers Bakery
2023 DC Main Streets	H Street Main Street	Focus DC
2023 DC Main Streets	H Street Main Street	Mother Ruckers Subs

2023 DC Main Streets	H Street Main Street	Royal Rooster
2023 DC Main Streets	H Street Main Street	China Wok
2023 DC Main Streets	Palisades	Bambu Asian Restaurant
2023 DC Main Streets	Lower Georgia Avenue Main Street	City Carpet and Furniture, LLC
2023 DC Main Streets	Lower Georgia Avenue Main Street	J & C Barbershop
2023 DC Main Streets	H Street Main Street	Stable DC
2023 DC Main Streets	H Street Main Street	City Dogs
2023 DC Main Streets	H Street Main Street	Fresca Taqueria
2023 DC Main Streets	H Street Main Street	Craft Beer Cellar
2023 DC Main Streets	H Street Main Street	Cane DC
2023 DC Main Streets	H Street Main Street	Thomas & Sons Grocery
2023 DC Main Streets	H Street Main Street	Royal Rooster
2023 DC Main Streets	H Street Main Street	Mother Ruckers Subs
2023 DC Main Streets	H Street Main Street	Solid State Books
2023 DC Main Streets	H Street Main Street	Eleven Zero Seven
2023 DC Main Streets	H Street Main Street	Irregardless
2023 DC Main Streets	H Street Main Street	Stable DC
2023 DC Main Streets	H Street Main Street	Sticky Fingers Bakery
2023 DC Main Streets	H Street Main Street	Focus DC
2023 DC Main Streets	H Street Main Street	Mother Ruckers Subs
2023 DC Main Streets	H Street Main Street	Royal Rooster
2023 DC Main Streets	H Street Main Street	China Wok
2023 DC Main Streets	H Street Main Street	Stan's
2023 DC Main Streets	H Street Main Street	Honest Soul Yoga and Pilates
2023 DC Main Streets	H Street Main Street	The Daily Rider
2023 DC Main Streets	Logan Circle Main Street	Cork Wine Bar and Market
2023 DC Main Streets	Logan Circle Main Street	Silver Cycles DC
2023 DC Main Streets	H Street Main Street	Tigo's Peruvian Express
2023 DC Main Streets	H Street Main Street	Solid State Books
2023 DC Main Streets	H Street Main Street	Lydia on H Street
2023 DC Main Streets	H Street Main Street	Craft Beer Cellar
2023 DC Main Streets	H Street Main Street	Thomas & Sons Grocery
2023 DC Main Streets	H Street Main Street	Royal Rooster
2023 DC Main Streets	H Street Main Street	Mother Ruckers Subs
2023 DC Main Streets	H Street Main Street	Eleven Zero Seven
2023 DC Main Streets	H Street Main Street	City Dogs
2023 DC Main Streets	H Street Main Street	Sweet Sweet Kitchen
2023 DC Main Streets	H Street Main Street	Taqueria Al Lado II
2023 DC Main Streets	H Street Main Street	Solid State Books
2023 DC Main Streets	H Street Main Street	Thomas & Sons Grocery
2023 DC Main Streets	H Street Main Street	Royal Rooster
2023 DC Main Streets	H Street Main Street	Mother Ruckers Subs
2023 DC Main Streets	H Street Main Street	Eleven Zero Seven
2023 DC Main Streets	H Street Main Street	Bronze DC
2023 DC Main Streets	H Street Main Street	Binge
2023 DC Main Streets	H Street Main Street	Paste & Rind Cheese Company
2023 DC Main Streets	H Street Main Street	Nike
2023 DC Main Streets	H Street Main Street	Tire Express
2023 DC Main Streets	H Street Main Street	Wonder Automotive
2023 DC Main Streets	H Street Main Street	Million Man Tires

2023 DC Main Streets	H Street Main Street	YWF Beauty, Inc.
2023 DC Main Streets	H Street Main Street	Brine Oyster and Seafood House
2023 DC Main Streets	H Street Main Street	Crab Boss
2023 DC Main Streets	H Street Main Street	The Boiling Crab
2023 DC Main Streets	H Street Main Street	Kitchen Cray
2023 DC Main Streets	H Street Main Street	Thomas & Sons Grocery
2023 DC Main Streets	H Street Main Street	Little Wild Things
2023 DC Main Streets	H Street Main Street	Mother Ruckers Subs
2023 DC Main Streets	H Street Main Street	Integrity of Self Movement
2023 DC Main Streets	H Street Main Street	H Street Country Club
2023 DC Main Streets	H Street Main Street	Brine Oyster and Seafood House
2023 DC Main Streets	Glover Park Main Street	Breadsoda
2023 DC Main Streets	Glover Park Main Street	Sprig and Sprout
2023 DC Main Streets	Glover Park Main Street	Rocklands Barbecue and Grilling Company
2023 DC Main Streets	Glover Park Main Street	Bocca Al Lupo
2023 DC Main Streets	Glover Park Main Street	Wild World of Wines
2023 DC Main Streets	Glover Park Main Street	Breadsoda
2023 DC Main Streets	Glover Park Main Street	Mission Slim - Possible Gym
2023 DC Main Streets	Glover Park Main Street	Element Fitness and Wellness Center
2023 DC Main Streets	Glover Park Main Street	Escape Games, LLC
2023 DC Main Streets	Glover Park Main Street	Point Chaud Coffee and Crepes
2023 DC Main Streets	Glover Park Main Street	Yoga District
2023 DC Main Streets	Minnesota Avenue Main Street	Royal Scent of a Moor
2023 DC Main Streets	Pennsylvania Avenue East Main Street	D and K, Inc.
2023 DC Main Streets	H Street Main Street	Brine Oyster and Seafood House
2023 DC Main Streets	H Street Main Street	Kithchen Cray
2023 DC Main Streets	H Street Main Street	The Boiling Crab
2023 DC Main Streets	H Street Main Street	Crab Boss
2023 DC Main Streets	H Street Main Street	Little Wild Things
2023 DC Main Streets	H Street Main Street	WS Jenks
2023 DC Main Streets	H Street Main Street	H Street Farms
2023 DC Main Streets	H Street Main Street	Sticky Rice
2023 DC Main Streets	North Capitol Main Street	Sylvan Cafe and Bakery
2023 DC Main Streets	Rhode Island Avenue Main Street	Angelique Iconiq, LLC
2023 DC Main Streets	Rhode Island Avenue Main Street	7 Days Market
2023 DC Main Streets	H Street Main Street	The Pursuit Wine Bar and Kitchen
2023 DC Main Streets	Minnesota Avenue Main Street	New Systems Demolition and Excavation
2023 DC Main Streets	Minnesota Avenue Main Street	Royal Scent of a Moor
2023 DC Main Streets	Minnesota Avenue Main Street	Rainbow Cleaners
2023 DC Main Streets	Palisades	Mac Market & Deli
2023 DC Main Streets	Petworth Main Street	Ouley Hair Gallery, LLC
2023 DC Main Streets	Petworth Main Street	Art of Noize
2023 DC Main Streets	Lower Georgia Avenue Main Street	Sweet Sosumba
2023 DC Main Streets	Lower Georgia Avenue Main Street	Amen Cafe
2023 DC Main Streets	Lower Georgia Avenue Main Street	A & E Construction
2023 DC Main Streets	Lower Georgia Avenue Main Street	Georgia Beauty Supply
2023 DC Main Streets	Logan Circle Main Street	Cultural DC
2023 DC Main Streets	Logan Circle Main Street	Silver Cycles DC
2023 DC Main Streets	Logan Circle Main Street	Paragon Title
2023 DC Main Streets	Logan Circle Main Street	W. Millar & Company Catering

2023 DC Main Streets	Logan Circle Main Street	Trina's Hair Gallery
2023 DC Main Streets	Logan Circle Main Street	Transformer
2023 DC Main Streets	Logan Circle Main Street	The Outrage
2023 DC Main Streets	Logan Circle Main Street	Salt & Sundry
2023 DC Main Streets	Logan Circle Main Street	Pizzoli's Pizzeria
2023 DC Main Streets	Logan Circle Main Street	Fuse Pilates
2023 DC Main Streets	Logan Circle Main Street	Miss Pixie's
2023 DC Main Streets	Lower Georgia Avenue Main Street	Salt & Pepper Grill
2023 DC Main Streets	H Street Main Street	Dumpling Hot Pot
2023 DC Main Streets	H Street Main Street	Habibi's Barbershop
2023 DC Main Streets	Lower Georgia Avenue Main Street	Salt and Pepper Grill
2023 DC Main Streets	Lower Georgia Avenue Main Street	Capitol Cider House
2023 DC Main Streets	Lower Georgia Avenue Main Street	Amen Cafe
2023 DC Main Streets	Lower Georgia Avenue Main Street	Here's the Scoop
2023 DC Main Streets	Lower Georgia Avenue Main Street	Ana's Restaurant
2023 DC Main Streets	Lower Georgia Avenue Main Street	Eat Well Juice Bar
2023 DC Main Streets	Pennsylvania Avenue East Main Street	Thai Orchid's Kitchen
2023 DC Main Streets	Pennsylvania Avenue East Main Street	Shark's Fish & Chickent
2023 DC Main Streets	Pennsylvania Avenue East Main Street	Dreamteam Barber Lounge
2023 DC Main Streets	Pennsylvania Avenue East Main Street	Lee's Liquor
2023 DC Main Streets	Pennsylvania Avenue East Main Street	Penn Ave Liquor/Turnt Liquor
2023 DC Main Streets	Pennsylvania Avenue East Main Street	Addison Auto Parts
2023 DC Main Streets	Pennsylvania Avenue East Main Street	Alpha Custom Tailor/Penn Cleaners
2023 DC Main Streets	Pennsylvania Avenue East Main Street	Best Nails
2023 DC Main Streets	Pennsylvania Avenue East Main Street	McLaughlin Funeral Home
2023 DC Main Streets	Pennsylvania Avenue East Main Street	DaVita GWU/SE
2023 DC Main Streets	Pennsylvania Avenue East Main Street	Karis Wigs & Beauty
2023 DC Main Streets	Pennsylvania Avenue East Main Street	Jimmy Howell, DDS
2023 DC Main Streets	Pennsylvania Avenue East Main Street	Kangaroo Car Care
2023 DC Main Streets	Pennsylvania Avenue East Main Street	T & N Nails
2023 DC Main Streets	Pennsylvania Avenue East Main Street	Miskiri Hospitality Group
2023 DC Main Streets	Pennsylvania Avenue East Main Street	A to Z Tobacco Outlet
2023 DC Main Streets	Pennsylvania Avenue East Main Street	Bluerock Care
2023 DC Main Streets	Pennsylvania Avenue East Main Street	Stellar Smiles
2023 DC Main Streets	Pennsylvania Avenue East Main Street	Scott's Beauty
2023 DC Main Streets	Pennsylvania Avenue East Main Street	Family Dental Center
2023 DC Main Streets	Pennsylvania Avenue East Main Street	Patron Convenience Store
2023 DC Main Streets	Logan Circle Main Street	Flow Yoga Center
2023 DC Main Streets	Logan Circle Main Street	Studio Center
2023 DC Main Streets	H Street Main Street	Mason's Barbershop
2023 DC Main Streets	H Street Main Street	Parker & Ace Veterinary Care
2023 DC Main Streets	H Street Main Street	Thomas & Sons Mini Grocery
2023 DC Main Streets	H Street Main Street	Mother Ruckers
2023 DC Main Streets	H Street Main Street	Eleven Zero Seven
2023 DC Main Streets	H Street Main Street	Royal Rooster
2023 DC Main Streets	H Street Main Street	The Little Grand DC
2023 DC Main Streets	H Street Main Street	Bronze and Binge Bar
2023 DC Main Streets	H Street Main Street	Rasheed's Clothing Store
2023 DC Main Streets	Minnesota Ave	Justina's Hair Gallery
2023 DC Main Streets	Minnesota Ave	Therapeutic Sessions

2023 DC Main Streets	H Street Main Street	Mason's Barbershop
2023 DC Main Streets	H Street Main Street	Paste & Rind
2023 DC Main Streets	H Street Main Street	Marie's Beauty Supply
2023 DC Main Streets	H Street Main Street	The Dawn Salon
2023 DC Main Streets	H Street Main Street	The Little Grand DC
2023 DC Main Streets	H Street Main Street	Bronze
2023 DC Main Streets	H Street Main Street	Binge Bar
2023 DC Main Streets	H Street Main Street	Biergarten Haus
2023 DC Main Streets	Palisades	Palisades Montessori
2023 DC Main Streets	Lower Georgia Avenue Main Street	Smitty's Bar
2023 DC Main Streets	Lower Georgia Avenue Main Street	Shaleafa's Kitchen
2023 DC Main Streets	Lower Georgia Avenue Main Street	DC International Market
2023 DC Main Streets	H Street Main Street	The Pug
2023 DC Main Streets	H Street Main Street	Purl
2023 DC Main Streets	Palisades	European Market Kitchen and Cafe
2023 DC Main Streets	Palisades	European Market Kitchen and Cafe
2023 DC Main Streets	Palisades	Strength Training DC
2023 DC Main Streets	Palisades	Candace Sheppard Dance Academy
2023 DC Main Streets	Palisades	Kung Fu Tea
2023 DC Main Streets	Palisades	Beyond Art Gallery
2023 DC Main Streets	Palisades	Bistro Aracosia
2023 DC Main Streets	Palisades	Et Voila!
2023 DC Main Streets	Glover Park	Mission Slim - Possible Gym
2023 DC Main Streets	Palisades	Chien De Luxe
2023 DC Main Streets	North Capitol Main Street	DCity Smokehouse
2023 DC Main Streets	North Capitol Main Street	Boundary Stone
2023 DC Main Streets	North Capitol Main Street	Mix Tape, LLC
2023 DC Main Streets	North Capitol Main Street	Karim & Associates
2023 DC Main Streets	North Capitol Main Street	Miles Ryan
2023 DC Main Streets	North Capitol Main Street	11:Eleven Gallery
2023 DC Main Streets	North Capitol Main Street	Creative Grounds
2023 DC Main Streets	North Capitol Main Street	Meats and Foods
2023 DC Main Streets	North Capitol Main Street	Amax Cleaners
2023 DC Main Streets	North Capitol Main Street	City Gear
2023 DC Main Streets	North Capitol Main Street	Domestique Wine
2023 DC Main Streets	Palisades	Palisades Market and Deli
2023 DC Main Streets	Palisades	Georgetown Orthodontics, PLLC
2023 DC Main Streets	H Street Main Street	H Street Liquors: H Street Beverage Warehouse
2023 DC Main Streets	H Street Main Street	Paste & Rind
2023 DC Main Streets	H Street Main Street	Thomas and Sons Mini Grocery
2023 DC Main Streets	H Street Main Street	Little Wild Things
2023 DC Main Streets	H Street Main Street	Mother Ruckers Subs
2023 DC Main Streets	H Street Main Street	Irregardless
2023 DC Main Streets	H Street Main Street	Sweet Sweet Kitchen
2023 DC Main Streets	H Street Main Street	Taqueria Al Lado II
2023 DC Main Streets	Palisades	Mac Market & Deli
2023 DC Main Streets	Pennsylvania Avenue East Main Street	Highlands Cafe and Grill
2023 DC Main Streets	H Street Main Street	The Little Grand DC
2023 DC Main Streets	H Street Main Street	Little Wild Things Farm
2023 DC Main Streets	H Street Main Street	W.S. Jenks & Son

2023 DC Main Streets	Pennsylvania Avenue East Main Street	Nashrah, LLC
2023 DC Main Streets	Pennsylvania Avenue East Main Street	T & N Nails
2023 DC Main Streets	Pennsylvania Avenue East Main Street	Natu Market
2023 DC Main Streets	Pennsylvania Avenue East Main Street	Penn Way Market
2023 DC Main Streets	Pennsylvania Avenue East Main Street	Penn Way Market
2023 DC Main Streets	Pennsylvania Avenue East Main Street	Best Nails Salon
2023 DC Main Streets	Pennsylvania Avenue East Main Street	Braids by Fauzia
2023 DC Main Streets	H Street Main Street	H Street Farms
2023 DC Main Streets	Norht Capitol Main Street	DCity Smokehouse
2023 DC Main Streets	North Capitol Main Street	7 Drum City
2023 DC Main Streets	North Capitol Main Street	DCity Smokehouse
2023 DC Main Streets	North Capitol Main Street	Domestique Wine
2023 DC Main Streets	North Capitol Main Street	7 Drum City
2023 DC Main Streets	Petworth Main Street	Kings Nail Spa
2023 DC Main Streets	Glover Park Main Street	Mario's Trattoria
2023 DC Main Streets	Glover Park Main Street	Wingo's
2023 DC Main Streets	Glover Park Main Street	Scallan Properties
2023 DC Main Streets	H Street Main Street	The Pursuit Wine Bar and Kitchen
2023 DC Main Streets	H Street Main Street	Sticky Fingers Diner
2023 DC Main Streets	Petworth Main Street	Mary's Bar and Grill
2023 DC Main Streets	Petworth Main Street	King's Nail Spa
2023 DC Main Streets	Petworth Main Street	Neptune Room
2023 DC Main Streets	Petworth Main Street	Crown Bakery
2023 DC Main Streets	Petworth Main Street	Fia's Fabulous Finds
2023 DC Main Streets	Petworth Main Street	Gueny's Cafe and Market
2023 DC Main Streets	Petworth Main Street	King's Nail Salon and Spa
2023 DC Main Streets	Petworth Main Street	Loyalty Bookstores
2023 DC Main Streets	Petworth Main Street	Sweet Lulabelle's
2023 DC Main Streets	Petworth Main Street	Cookie Wear
2023 DC Main Streets	Petworth Main Street	Little Vietnam
2023 DC Main Streets	Petworth Main Street	Lulabelle's Sweet Shop
2023 DC Main Streets	Petworth Main Street	Cinder BBQ
2023 DC Main Streets	Petworth Main Street	Buna Coffeeshouse
2023 DC Main Streets	Petworth Main Street	Neptune Room
2023 DC Main Streets	Petworth Main Street	Petworth Cigars
2023 DC Main Streets	Petworth Main Street	Simple Bar and Grill
2023 DC Main Streets	Petworth Main Street	King's Nail Spa
2023 DC Main Streets	Petworth Main Street	Simple Bar and Grill
2023 DC Main Streets	Palisades	Diva Dogs
2023 DC Main Streets	Pennsylvania Avenue East Main Street	Earl Howard Studios
2023 DC Main Streets	Palisades	Claudia's Table
2023 DC Main Streets	Rhode Island Avenue Main Street	Provost
2023 DC Main Streets	Rhode Island Avenue Main Street	Vernon Martin Hair Salon
2023 DC Main Streets	Rhode Island Avenue Main Street	Aurora Market
2023 DC Main Streets	Rhode Island Avenue Main Street	Emma's Torch
2023 DC Main Streets	Rhode Island Avenue Main Street	Global Print Master
2023 DC Main Streets	Petworth Main Street	Kings Nail Spa
2023 DC Main Streets	Petworth Main Street	Kings Nail Spa
2023 DC Main Streets	Tenleytown Main Street	Angelico Pizza
2023 DC Main Streets	Tenleytown Main Street	Mia's Nails

2023 DC Main Streets	Tenleytown Main Street	Le Chat Noir
2023 DC Main Streets	Tenleytown Main Street	Le Chat Noir
2023 DC Main Streets	Tenleytown Main Street	Ace Hardware
2023 DC Main Streets	Tenleytown Main Street	AtoZ Title
2023 DC Main Streets	Tenleytown Main Street	Angelico Pizza
2023 DC Main Streets	Tenleytown Main Street	Bare Hair Studi
2023 DC Main Streets	Tenleytown Main Street	Masala Art
2023 DC Main Streets	Tenleytown Main Street	Minsky's
2023 DC Main Streets	Tenleytown Main Street	Tartufo
2023 DC Main Streets	Tenleytown Main Street	Well & Wonder
2023 DC Main Streets	Tenleytown Main Street	Saku Saku
2023 DC Main Streets	Tenleytown Main Street	Angelico Pizza
2023 DC Main Streets	Tenleytown Main Street	Coffee Nature
2023 DC Main Streets	Tenleytown Main Street	JTR Jujitsu
2023 DC Main Streets	Tenleytown Main Street	Le Chat Noir
2023 DC Main Streets	Tenleytown Main Street	Matisse + Satay Club
2023 DC Main Streets	Tenleytown Main Street	Saku Saku
2023 DC Main Streets	Tenleytown Main Street	Sol Mexican Resturaunt
2023 DC Main Streets	Tenleytown Main Street	Tartufo
2023 DC Main Streets	Tenleytown Main Street	Well + Wonder
2023 DC Main Streets	Tenleytown Main Street	Solar Nails
2023 DC Main Streets	Tenleytown Main Street	Angelico Pizza
2023 DC Main Streets	Tenleytown Main Street	Framer's Workroom
2023 DC Main Streets	Tenleytown Main Street	Masala Art
2023 DC Main Streets	Tenleytown Main Street	Middle C Music
2023 DC Main Streets	Tenleytown Main Street	Preservation and Framing
2023 DC Main Streets	Tenleytown Main Street	Saku Saku
2023 DC Main Streets	Tenleytown Main Street	Solar Nails
2023 DC Main Streets	Tenleytown Main Street	Spring Garden
2023 DC Main Streets	Tenleytown Main Street	Well & Wonder
2023 DC Main Streets	Tenleytown Main Street	Angelico Pizza
2023 DC Main Streets	Tenleytown Main Street	Masala Art
2023 DC Main Streets	Tenleytown Main Street	Preservation and Framing
2023 DC Main Streets	Tenleytown Main Street	Saku Saku
2023 DC Main Streets	Tenleytown Main Street	Spring Garden
2023 DC Main Streets	Tenleytown Main Street	TMS Business Brief
2023 DC Main Streets	Tenleytown Main Street	Saku Saku
2023 DC Main Streets	Tenleytown Main Street	Solar Nails
2023 DC Main Streets	Tenleytown Main Street	Mia's Nails
2023 DC Main Streets	Shaw Main Street	Angel's Share Wines and Liquors
2023 DC Main Streets	Shaw Main Street	Angel's Share Wines and Liquors
2023 DC Main Streets	Shaw Main Street	Grand Cata
2023 DC Main Streets	Shaw Main Street	La Jambe
2023 DC Main Streets	Shaw Main Street	Prescription Chicken
2023 DC Main Streets	Shaw Main Street	Dacha Beer Garden
2023 DC Main Streets	Shaw Main Street	Lee's Flower Shop
2023 DC Main Streets	Shaw Main Street	Lee's Flower Shop
2023 DC Main Streets	Shaw Main Street	Modern Liquor
2023 DC Main Streets	Shaw Main Street	Motwon Square
2023 DC Main Streets	Shaw Main Street	Right Proper Shaw

2023 DC Main Streets	Shaw Main Street	Shaws Tavern
2023 DC Main Streets	Shaw Main Street	Stop Smack'n LLC
2023 DC Main Streets	Shaw Main Street	Union Kitchen Grocery
2023 DC Main Streets	Shaw Main Street	Rewild
2023 DC Main Streets	Shaw Main Street	Seylou Bakery & Mill
2023 DC Main Streets	Shaw Main Street	Theresa Watts
2023 DC Main Streets	Shaw Main Street	La Jambe
2023 DC Main Streets	Shaw Main Street	Right Proper Shaw
2023 DC Main Streets	Shaw Main Street	Stop Smack'n LLC
2023 DC Main Streets	Shaw Main Street	Wanda's on 7th
2023 DC Main Streets	Shaw Main Street	ADBHS LLC
2023 DC Main Streets	Shaw Main Street	Ivy and Coney LLC
2023 DC Main Streets	Shaw Main Street	Beau Thai Shaw
2023 DC Main Streets	Shaw Main Street	Union Kitchen Grocery
2023 DC Main Streets	Shaw Main Street	Fiscala Jake's Tavern
2023 DC Main Streets	Shaw Main Street	Wanda's on 7th
2023 DC Main Streets	Uptown Main Street	The Bull Bar
2024 DC Main Streets	Uptown Main Street	La Coop Cafe
2025 DC Main Streets	Uptown Main Street	Las Placitas
2026 DC Main Streets	Uptown Main Street	Rosy Dominican Hair Salon
2027 DC Main Streets	Uptown Main Street	Hedzole
2028 DC Main Streets	Uptown Main Street	SalvaMex LLC
2029 DC Main Streets	Uptown Main Street	Shellfish Market
2030 DC Main Streets	Uptown Main Street	Moreland's Tavern
2023 DC Main Streets	Woodley Park Main Street	DC Lash Bar
2023 DC Main Streets	Woodley Park Main Street	India Arts and Crafts
2023 DC Main Streets	Woodley Park Main Street	Rajajji India Resturaunt
2023 DC Main Streets	Woodley Park Main Street	Maddy's
2023 DC Main Streets	Woodley Park Main Street	Custom Cleaners
2023 DC Main Streets	Woodley Park Main Street	District Kitchen
2023 DC Main Streets	Tenleytown Main Street	Angelico Pizza
2023 DC Main Streets	Tenleytown Main Street	Electric City Bike
2023 DC Main Streets	Tenleytown Main Street	Le Chat Noir
2023 DC Main Streets	Van Ness Main Street	Bread Furst
2023 DC Main Streets	Van Ness Main Street	Rose Mary Bistro
2023 DC Main Streets	Van Ness Main Street	Zips
2023 DC Main Streets	Van Ness Main Street	Italian Bar
2023 DC Main Streets	Van Ness Main Street	I'm Eddie Cano
2023 DC Main Streets	Van Ness Main Street	Italian Pizza Kitchen
2023 DC Main Streets	Van Ness Main Street	Flavor Garden
2023 DC Main Streets	The Parks Main Street	Riggs Dry Cleaners
2023 DC Main Streets	The Parks Main Street	The V.I.P. Room
2023 DC Main Streets	The Parks Main Street	The Lovely Lady Boutique
2023 DC Main Streets	The Parks Main Street	Ross Professional Services,LLC
2023 DC Main Streets	The Parks Main Street	Ramdass Pharmacy
2023 DC Main Streets	The Parks Main Street	Peaches Kitchen Restaurant & Catering
2023 DC Main Streets	Tenleytown Main Street	Masala Art
2023 DC Main Streets	Upper Georgia Avenue Main Street	Rockstar Pediatric Dentistry
2023 DC Main Streets	Van Ness Main Street	Flavor Garden
2023 DC Main Streets	Van Ness Main Street	Shemalis

2023 DC Main Streets	Woodley Park Main Street	Moon Sports Bar
2023 DC Main Streets	Tenleytown Main Street	Coffee Nature
2023 DC Main Streets	Tenleytown Main Street	Tenleytown Automotive
2023 DC Main Streets	Tenleytown Main Street	Saku Saku
2023 DC Main Streets	Tenleytown Main Street	TMS Communication
2023 DC Main Streets	Tenleytown Main Street	Angelico Pizza
2023 DC Main Streets	Tenleytown Main Street	Coffee Nature
2023 DC Main Streets	Tenleytown Main Street	Angelico Pizza
2023 DC Main Streets	Tenleytown Main Street	Masala Art
2023 DC Main Streets	Tenleytown Main Street	Preservation and Framing
2023 DC Main Streets	Tenleytown Main Street	Pet Mac
2023 DC Main Streets	Tenleytown Main Street	President's Valet
2023 DC Main Streets	Tenleytown Main Street	Mia's Nails
2023 DC Main Streets	Tenleytown Main Street	Tenleytown Automotive
2023 DC Main Streets	Tenleytown Main Street	Solar Nails
2023 DC Main Streets	Shaw Main Street	7th & L Resturaunt LLC
2023 DC Main Streets	Shaw Main Street	801 Resturaunt & Bar LLC
2023 DC Main Streets	Shaw Main Street	ABAL LLC
2023 DC Main Streets	Shaw Main Street	Chaplin Resturaunt DC LLC
2023 DC Main Streets	Shaw Main Street	Dolci Gelati
2023 DC Main Streets	Shaw Main Street	Fishscale INC
2023 DC Main Streets	Shaw Main Street	Ghostburger
2023 DC Main Streets	Shaw Main Street	Motown Square
2023 DC Main Streets	Shaw Main Street	Noodle Dog Hospitality LLC
2023 DC Main Streets	Shaw Main Street	Pearl's Bagels
2023 DC Main Streets	Shaw Main Street	Pho House DC
2023 DC Main Streets	Shaw Main Street	Qui Qui DC
2023 DC Main Streets	Shaw Main Street	Right Proper Shaw
2023 DC Main Streets	Shaw Main Street	Seylou Bakery & Mill
2023 DC Main Streets	Shaw Main Street	Shaws Tavern
2023 DC Main Streets	Shaw Main Street	Stop Smack'n LLC
2023 DC Main Streets	Shaw Main Street	Unconventional Diner
2023 DC Main Streets	Shaw Main Street	Zepplin Resturaunt DC LLC
2023 DC Main Streets	Shaw Main Street	Earth Grocery
2023 DC Main Streets	Shaw Main Street	Fishscale
2023 DC Main Streets	Shaw Main Street	Motown Square Pizza
2023 DC Main Streets	Shaw Main Street	Qui Qui DC
2023 DC Main Streets	Uptown Main Street	La Coop
2023 DC Main Streets	Uptown Main Street	Las Placitas
2023 DC Main Streets	Uptown Main Street	Rossy Dominican Hair Salon
2023 DC Main Streets	Uptown Main Street	Hedzole
2023 DC Main Streets	Uptown Main Street	SalvaMex LLC
2023 DC Main Streets	Uptown Main Street	Shellfish Market
2023 DC Main Streets	Uptown Main Street	Moreland's Tavern
2023 DC Main Streets	Uptown Main Street	Delicias Market
2023 DC Main Streets	U Street Main Street	Jojo Resturaunt and Bar
2023 DC Main Streets	U Street Main Street	Alice DC
2023 DC Main Streets	U Street Main Street	Bens Chili Bowl
2023 DC Main Streets	U Street Main Street	Smith Center for Healing
2023 DC Main Streets	U Street Main Street	Cloak and Dager

2023 DC Main Streets	U Street Main Street	Hamiltonia Artists
2023 DC Main Streets	U Street Main Street	Bus Boys and Poets
2023 DC Main Streets	U Street Main Street	Long Live GoGo Group
2023 DC Main Streets	U Street Main Street	Owl Room
2023 DC Main Streets	U Street Main Street	Zawadi Arts
2023 DC Main Streets	U Street Main Street	Proven Stregnth and Conditioning
2023 DC Main Streets	U Street Main Street	Busboys and Poets
2023 DC Main Streets	U Street Main Street	Bens Chili Bowl
2023 DC Main Streets	U Street Main Street	Latituse 38 LLC
2023 DC Main Streets	U Street Main Street	Privilege
2023 DC Main Streets	U Street Main Street	Mi Vida
2023 DC Main Streets	Van Ness Main Street	QN Nails Spa LLC
2023 DC Main Streets	Tenleytown Main Street	Framer's Workroom
2023 DC Main Streets	The Parks Main Street	Hellbender Brewing Company
2023 DC Main Streets	Tenleytown Main Street	Masala Art
2023 DC Main Streets	Upper Bladensburg Road Main Street	Bourn To Cut
2023 DC Main Streets	Upper Bladensburg Road Main Street	New Beginnings
2023 DC Main Streets	Upper Bladensburg Road Main Street	Studio Elan
2023 DC Main Streets	Upper Bladensburg Road Main Street	Jerk at Night
2023 DC Main Streets	Upper Bladensburg Road Main Street	Big Valu Liquors
2023 DC Main Streets	Upper Bladensburg Road Main Street	Edens Kitchen
2023 DC Main Streets	Upper Bladensburg Road Main Street	Grassfield Griddle
2024 DC Main Streets	Van Ness Main Street	Rose Mary Bistro
2025 DC Main Streets	Van Ness Main Street	Italian Pizza Kitchen
2023 DC Main Streets	The Parks Main Street	Senbeb Cafe & Wellness Compex
2023 DC Main Streets	Uptown Main Street	Moreland's Tavern
2023 DC Main Streets	Tenleytown Main Street	Preservation and Framing
2023 DC Main Streets	Tenleytown Main Street	Minsky's
2023 DC Main Streets	Tenleytown Main Street	Confetti LLC
2023 DC Main Streets	Tenleytown Main Street	President's Valet
2023 DC Main Streets	Tenleytown Main Street	Saku Saku
2023 DC Main Streets	Tenleytown Main Street	Tenleytown Automotive
2023 DC Main Streets	Tenleytown Main Street	TMS Business Grant
2023 DC Main Streets	Tenleytown Main Street	Yosaka Resturaunt
2023 DC Main Streets	Tenleytown Main Street	Solar Nails
2023 DC Main Streets	Tenleytown Main Street	Sol Mexican Resturaunt
2023 DC Main Streets	Tenleytown Main Street	Happy Paws
2023 DC Main Streets	Tenleytown Main Street	Preservation and Framing
2023 DC Main Streets	Tenleytown Main Street	President's Valet
2023 DC Main Streets	Tenleytown Main Street	Minsky's
2023 DC Main Streets	Tenleytown Main Street	President's Valet
2023 DC Main Streets	Tenleytown Main Street	TD Bank
2023 DC Main Streets	Tenleytown Main Street	Verified Wines and Spirits
2023 DC Main Streets	Upper Georgia Avenue Main Street	Nile Ethiopian
2023 DC Main Streets	Upper Georgia Avenue Main Street	Kuku's Nest
2023 DC Main Streets	Uptown Main Street	DC Corazon
2023 DC Main Streets	Van Ness Main Street	Rosmary Bistro
2023 DC Main Streets	Van Ness Main Street	Sleep Well DC
2023 DC Main Streets	Van Ness Main Street	Sleep Well DC
2024 DC Main Streets	Tenleytown Main Street	Pet Mac

2023 DC Main Streets	Uptown Main Street	Rosy Dominican Hair Salon
2023 DC Main Streets	Uptown Main Street	Everyday Sundae
2023 DC Main Streets	Upper Georgia Avenue Main Street	District Green, LLC
2023 DC Main Streets	Uptown Main Street	Mita Cafe
2023 DC Main Streets	Shaw Main Street	Ana's Market
2023 DC Main Streets	Shaw Main Street	DC Shwarma
2023 DC Main Streets	Shaw Main Street	LaJambe
2023 DC Main Streets	Shaw Main Street	Fishscale
2023 DC Main Streets	Shaw Main Street	Florida Ave Grill
2023 DC Main Streets	Shaw Main Street	Pho House
2023 DC Main Streets	Uptown Main Street	Northwest Liquors
2023 DC Main Streets	Upper Georgia Avenue Main Street	Merry Pin
2023 DC Main Streets	Upper Georgia Avenue Main Street	Grace Filled Hands
2023 DC Main Streets	Uptown Main Street	DC Corazon
2023 DC Main Streets	Uptown Main Street	Treehouse LLC
2023 DC Main Streets	Uptown Main Street	Studio 47
2023 DC Main Streets	Uptown Main Street	Wonder Nails
2023 DC Main Streets	Uptown Main Street	Anxo/Brightwood Bottle & Pizza
2023 DC Main Streets	Uptown Main Street	DC Corazon
2023 DC Main Streets	Uptown Main Street	Super Saver Grocery
2023 DC Main Streets	Uptown Main Street	Delicias Market
2023 DC Main Streets	Woodley Park Main Street	Donsak
2023 DC Main Streets	Woodley Park Main Street	McIntyre's
2023 DC Main Streets	Woodley Park Main Street	Manhattan Market
2023 DC Main Streets	Woodley Park Main Street	Hum Yummy Middle Eastern
2023 DC Main Streets	Woodley Park Main Street	Sherry's
2023 DC Main Streets	Woodley Park Main Street	McIntyre's
2023 DC Main Streets	Woodley Park Main Street	Manhattan Market
2023 DC Main Streets	Woodley Park Main Street	Custom Cleaners
2023 DC Main Streets	Woodley Park Main Street	Elsa's Ethipian Kitchen
2023 DC Main Streets	Woodley Park Main Street	Flavorture
2023 DC Main Streets	Woodley Park Main Street	District Kitchen
2023 DC Main Streets	Woodley Park Main Street	Frozen Yo
2023 DC Main Streets	Woodley Park Main Street	Gymboree
2023 DC Main Streets	Shaw Main Street	Stop Smack'n LLC
2023 DC Main Streets	Shaw Main Street	Right Proper Shaw
2023 DC Main Streets	Shaw Main Street	Minya's Pizza
2025 DC Main Streets	Tenleytown Main Street	President's Valet
2023 DC Main Streets	Shaw Main Street	ADBHS LLC
2023 DC Main Streets	Shaw Main Street	Pop Fizz Bar
2023 DC Main Streets	Woodley Park Main Street	Rose Ave Bakery

Main Street Name	Goal 1	Goal 2	Progress towards Strategic Objectives
Barracks Row Main Street	Create a vibrant commercial corridor by using the four pillars of the American Main Street Program	Market our corridor as part of Capitol Hill by coordinating efforts with the Capitol Hill BID, Barracks Row Mainstreet and CHAMPS to do more with our resources, reducing redundancies and increasing effectiveness with shared effort	We have laid the groundwork for our FY24 Strategic Objectives in FY23.
Chevy Chase Main Street	Community-driven and designed action resulting in equitable, strengthened, and connected communities with a strong sense of place (Grantee to individualized to DCMS Corridor through Workplan).	Sustainable and self-determined small businesses (Grantee to individualized to DCMS Corridor through Workplan).	This year at Chevy Chase Main Street we saw significant growth in "buy in" from both business owners and community members, resulting in a strengthened and connected ecosystem, displayed in the number of businesses CCMS collaborated with for community events, and the positive feedback from community groups and individuals. We saw an increase in online following, volunteer hours, NSC members, and welcomed new businesses to the corridor, ending our year with a 0% storefront vacancy.
Cleveland Park Main Street	Community-driven and designed action resulting in equitable, strengthened, and connected communities with a strong sense of place (Grantee to individualized to DCMS Corridor through Workplan).	Sustainable and self-determined small businesses (Grantee to individualized to DCMS Corridor through Workplan).	CPMS worked to keep the businesses informed during DDOT's Streetscape and Drainage Construction. We provided 1,000 hours of TA. CPMS was able to give \$40,000 in small grants and secure \$50,000 from outside funding sources. CPMS organized 5 large community events (Holiday Lights, Winter Market, Uptown Shuffle, Tour de Taco, and Art All Night) as well as smaller monthly ones. Volunteers provided 270 hours in direct service to the corridor. Attention was paid to placemaking, new banners were installed, a muralist was identified, and money was raised for an Endangered Animals public art project. The Endangered Animals project is a partnership with Woodley Park MS and Capitol Hill Arts Workshop. Individual business owners were interviewed and profiled on the CPMS blog, social media and the Cleveland Park listserv. CPMS also gained some local publicity for the Endangered Animals Project. Volunteers also have the opportunity to pick up litter on the corridor twice a month, both opportunities are volunteer driven and led.
Columbia Heights and Mount Pleasant Main Streets	Community-driven and designed action resulting in equitable, strengthened, and connected communities with a strong sense of place (Grantee to individualized to DCMS Corridor through Workplan).	Sustainable and self-determined small businesses (Grantee to individualized to DCMS Corridor through Workplan).	Executed Small Business Grants by using a panel of community-members, better connecting the community to businesses, owners, and their projects. Incentivized minority business-owners to apply and gave them a slight advantage in the scoring process leading to five six women-owned businesses getting grants and four minority-owned businesses winning grants. Held over fifty community events which helped connect residents to our work while supporting local businesses and residents.
Congress Heights Main Street	Implement newly revised bylaws to improve governance. Recruit new board members to support fundraising and increase strength of organization.	Be a leading local Congress Heights voice and advocate for place-based economic development and community preservation.	We won a \$3 million 3 year grant from JPMorgan Chase to train Ward 7 & 8 Black Women entrepreneurs to develop community serving businesses on DCH's corridor and other parts of the community. We developed two women focused business incubators on the DCH corridor- one retail with 12 retailers and one with 17 service businesses. Through a collaboration that lead to a partnership wit Emerson Collective, we have brought a 22,000 square foot interim retail village that has brought 14 new businesses to the DCH business corridor- Sycamore and Oak Retail Village
Deanwood Heights Main Street	Grow and diversify sustainable funding and organizational base to support mission and maximize impact.	Increase branding of organization in greater Ward 7.	No Submitted
Dupont Circle Main Street	Retain existing businesses.	Fill vacant retail spaces,	HDCMS was able to further their promotional goals; promoting the district as a cultural destination. By partnering with the BID for the monthly ArtWalk; and having the highest attended Art All Night that featured many of our cultural jewels.
Eastern Market Main Street	Maintain a Vibrant Corridor by supporting businesses within the EMMS boundaries through advocacy, training and technical assistance, and small business facade and technical assistance grants.	Market our corridor as part of Capitol Hill by coordinating efforts with the Capitol Hill BID, Barracks Row Mainstreet and CHAMPS to do more with our resources, reducing redundancies and increasing effectiveness with shared effort.	There was a tangible impact from the subgrants with facade improvements and equipment purchases from both established and new businesses. In a historic-restricted district, every little bit helps with facade repair in particular, as there are stringent requirements businesses have to go through. We also had a few new businesses open up in FY23 (Ruta, Relume) who were able to get startup help from these subgrants. We did some advocacy and assistance work with Moorenko's as well, when they had issues with their business license. We have also established a fantastic collaborative working relationship with the Capitol Hill BID, CHAMPS, BRMS, EMCAC, and our local Councilman's office to best amplify the activities and services of each organization.
Georgetown Main Street	Launch a GMS Welcome Packet & Program for small businesses.	Collaborate on 2 programs with the Georgetown Neighborhood.	In pursuit of our FY23 strategic objectives outlined in the Grant Agreement, significant strides have been made, albeit with diverse outcomes. Objective 1 aimed at launching a comprehensive GMS Welcome Packet & Program for small businesses. To drive this initiative, we recruited a dedicated Georgetown University student, enabling us to advance through the research phase and make substantial headway in drafting the welcome packet. However, the complexity and magnitude of the project posed unforeseen challenges, causing delays in achieving our intended timeline. Despite these obstacles, our commitment remains unwavering. We anticipate a robust continuation of efforts into 2024, determined to finalize and implement this vital resource for small businesses. On the other hand, our progress towards Objective 2, involving collaboration on two programs within the Georgetown Neighborhood, has been notably successful. Partnering effectively with the Citizens Association of Georgetown, we established the 'New to the Neighborhood' series, fostering enduring connections within the community. The collaboration has been fruitful, laying the foundation for ongoing engagements and demonstrating our commitment to enhancing the neighborhood experience. While Objective 1 encountered setbacks demanding a revised timeline, the accomplishment of Objective 2 stands as a testament to our ability to forge meaningful collaborations and deliver impactful community programs. Moving forward, we remain dedicated to fulfilling all outlined objectives, ensuring the realization of our commitments and fostering positive change within the Georgetown community.
Glover Park Main Street	GPMS must mature this year. Board replacement, neighborhood outreach, deepen funding, future plan. Org reorg is essential for going forward.	GPMS is really making changes in the neighborhood to buildings, branding, and signs, and we intend to keep going by fixing blight, making bright signs, & replacing broken banners.	GPMS had a good year in FY23. We managed some mini events, brought on Cherie for targeted help, had a blow out at AAN, and even raised some cash! Though your Board replacement lingers in FY24, org maturation and reorganization will remain central. Growth is imperative, and we made good steps forward. We continue to do physical work and will continue to do physical work. It is visible, instant change that delivers for the neighborhood, and it eradicates blight. We are thrilled with our projects thus far and will just keep going. Banners, well, that's a fight for another day. Lesson learned - trucks take out banners. Only place sidewalk side of roads :)

H Street Main Street	We are still focusing on brand strengthening in our service area. Competition has grown in areas such as Union Market and we must draw out our uniqueness in order to compete.	We're providing an overall Post-Covid assessment to determine the overall health and strength of the businesses in our service area.	Despite the uptick in burglaries, window break-ins, and notable crimes, HSMS remains dedicated to promoting H Street as a vibrant destination for living, shopping, working, and entertainment. However, challenges like homelessness, mental health issues, and other concerns have hindered our efforts, impacting the corridor's economy. Our current situation: 1. Union Market's new offerings include parking and the perception of a safe place. 2. Sales Decline: In September, 40% of dining spots faced a 28% sales drop, signifying a notable industry setback. 3. Customer Count Reduction: 46% of restaurants saw a 27% customer decrease, hinting at a broader patronage impact and possible recession signs. 4. Rising Labor Costs: 90% reported increased labor expenses due to a 50% minimum wage surge, affecting financial landscapes. 5. Payroll Costs Increase: Businesses noted a 25% rise in payroll costs, further stressing them. This data highlights D.C. restaurants' challenges, reflecting sales and customer declines alongside escalating labor and payroll costs. HSMS collaborated with MPD for the DISRUPT H Street Campaign to address corridor challenges. EOM partnered with HSMS to launch citywide legislative efforts and grant awards to showcase H Street positively. Efforts include engaging filmmakers and videographers to spotlight local businesses, emphasizing MPD interactions, and promoting H Street as a secure destination. We have established a task force of 4 sub-committees to address the following: · Homelessness & Mental Health · Hardening of Buildings (Property) · Promoting H Street as a Safe Place (Imaging, Community Engagement & Education) · Safety & Security (Businesses, Residents & Visitors)
Logan Circle Main Street	Community-driven and designed action resulting in equitable, strengthened, and connected communities with a strong sense of place (Grantee to individualized to DCMS Corridor through Workplan).	Sustainable and self-determined small businesses (Grantee to individualized to DCMS Corridor through Workplan).	LCMS achieved a more connected community through partnerships with groups such as Logan Circle Community Association. We planned three events/quarter (including working on partners events) and events. LCMS events included Dog Days, Holiday Lights, and Art All Night. Partnered events included the Little Gobins Parade and DC Plant Week. LCMS also worked to raised funds for two community art pieces. LCMS maintained a consistent presence in the neighborhood through regular business outreach visits and through newsletters and emails. LCMS worked on sustainable and self-determined small businesses by providing technical assistance, small business grants and business health checks. Additionally, LCMS worked on a basic business license database to alert businesses when their renewals were due and created a step-by-step module on how to obtain a business license. As in past years, LCMS renewed the permits for our neighborhood's streeteries and assisted on obtaining other public space permits such as sidewalk cafés.
Lower Georgia Avenue Main Street	Community-driven and designed action resulting in equitable, strengthened, and connected communities with a strong sense of place (Grantee to individualized to DCMS Corridor through Workplan).	Sustainable and self-determined small businesses (Grantee to individualized to DCMS Corridor through Workplan).	1. Community-driven and designed action resulting in equitable, strengthened, and connected community with a strong sense of place - during FY23 we finalized and published the Lower Georgia Avenue Equitable Development Plan, which outlines a community-driven and designed action plan. This process included stakeholder interviews, group sessions, and surveys. 2. Sustainable and self-determined small businesses - during FY23 we continued working with businesses on compliance to ensure that they can access resources and capacity-building funding.
Minnesota Avenue Main Street	Provide business development and technical assistance to Main Street businesses to help with business retention and growth during COVID-19 and focus on business attraction to support future redevelopment activities on the corridor .	Position the Commercial district as the safe social center of the community and resource for economic opportunity, through coordination of community events and placemaking programming.	No submitted
North Capitol Main Street	IMPROVE THE PHYSICAL AND SOCIAL IMAGE OF NCMS TO HELP MAKE IT A DESTINATION: Objectives: •Support higher densities in the Main Street District. •Ensure that higher density is addressed in future development plans •Actively participate in the implementation of the Streetscape Plan 2022/23 Priorities: •Develop a plan to incorporate banners, benches, planters, and other personalized enhancement changes led by Design Committee •Engage other stakeholders in collective efforts to enhance community through art other enhancement efforts •Partner with historic society, civic associations, and other stakeholders to address deck over project •Develop a plan to transform North Capitol Street into a pedestrian and bike friendly space •Encourage quality signage, building projects and rehabilitations •Partner with stakeholders to develop and implement a comprehensive gateway and way finding plan •Continue to manage the façade improvement program •Create a cohesive signage and facade scape for future development •Define NCMS's market niche •Establish NCMS's identity to assist with branding the area	STRENGTHEN COMMUNICATION WITH STAKEHOLDERS, PARTNERS AND THE COMMUNITY TO BUILD AWARENESS OF THE MAIN STREET PROGRAM AND ITS VALUE FOR REVITALIZATION OF THE MAIN STREET DISTRICT. Objective 2.1 Continue to utilize the website as a valuable communication tool to disseminate information about the program and the area to residents, investors and visitors. Priorities: 2.1.1. Evaluate the use of electronic programs (such as email blasts, e-invitations, flyers and newsletters, etc) to enhance marketing and communication with stakeholders and partners. Objective 2.2 Continue to support a balanced, diversified communication plan by utilizing a variety of venues. Priorities: 2.2.1 Send a newsletter three times per year to all stakeholders and supporters 2.2.2 Ensure that the Annual Meeting is of high quality and well attended 2.2.3 Continue to leverage the Main Street's website and update as needed 2.2.4 Consider adding an "In the News" page on the website. 2.2.5 Develop and implement a more formal Business Engagement Programs (e.g. block by block meetings and periodic business summits)	In the fiscal year 2023 (FY2023), North Capitol Street Main Street (NCMS) encountered a distinctive challenge due to the absence of a transitional period between the outgoing and incoming executive directors. Unfortunately, the strategic objectives from the preceding year were not shared or communicated to the newly appointed executive director. Compounding this issue was the timing of the new executive director's appointment, occurring almost one month before the close of the fiscal year. This tight timeline allowed minimal opportunity to initiate the execution of the FY23 goals effectively. It is essential to recognize these unique circumstances when assessing the progress of the FY23 strategic goals by the new executive director. Despite these constraints, the commitment to address the objectives remains strong, with a focus on community engagement, physical enhancements, and communication strategies, all aimed at revitalizing the Main Street district. Moving forward, transparency, diligence, and adaptability will be key to overcoming the initial challenges and achieving the desired outcomes.
Palisades Main Street	During the period of performance (October 1, 2022 - September 30, 2023), the Palisades Main Street will direct at least \$43,436 to small businesses as sub-grants. The PalMS will aim for 100 percent business outreach using both digital and physical (printed) collateral so that all business owners can be informed. The PalMS will solicit proposals from businesses for the sub-grants program through a competitive process. Sub-grants can include hard costs (e.g., program space buildout and renovations; façade improvements; and purchase and installation of heavy equipment and fixtures permanently attached to a wall, floor, or ceiling), soft costs (e.g., point-of-sale and inventory management hardware and software; and purchase and installation of movable equipment and furniture), direct reimbursement to business owners for rent, utilities, employee wages and interior and exterior renovations; and technical assistance. Grant amounts will range from \$2,000 to \$5,000 with exceptions made by Board vote. The TPMS Advisory Board will review all applications and vote upon all awards.	During the period of performance (October 1, 2022 - September 30, 2023), the Palisades Main Street will hold events for community members and business owners regularly throughout the program year. Events will include technical assistance and networking formats for business owners; as well as community engagement events to bring the community together with business owners, including to celebrate two businesses turning 20 years old in 2023. The PalMS will conduct regular fundraising activities during the period of performance and will also conduct various projects that will increase the cohesiveness and visual appeal of the corridor.	During FY23, the Palisades Main Street had a wonderful year serving the needs of the Palisades Commercial Corridor's small businesses. PalMS exceeded its minimum goal for subgrants, distributing \$64,000+ in grants - a +48% over goal. PalMS grants directly funded projects such as new or updated awnings; a new streetery; upgrades to exterior lights and signage; reimbursable expenses for several new businesses; streetscape improvements; photos shoots; logo redesigns; and marketing campaigns. During FY23, the Palisades Main Street also completed its street pole banner project. The Board designed a banner with input from the community, and street pole banners were installed in July 2023. They look beautiful! PalMS has had a lot of community interest in this design, and is considering producing promotional materials including T-shirts in the coming fiscal year. During FY 23, the Palisades Main Street held events for community members and business owners. PalMS' first-annual Cherry Blossom 1K welcomed business owners and community members to run/walk/bike/stroll approximately 1K along the commercial corridor during the Palisades' special cherry blossom season. In the fall, Paltoberfest welcomed 300+ guests and seven small business presenters, who mixed-and-mingled while enjoying fall weather.

Pennsylvania Avenue East Main Street	Develop and strengthen partnerships with funders, potential investors and developers on the corridor in an effort to increase support to PAEMS.	Implement an annual fundraising campaign to increase the capacity of PAEMS to carry out its mission and vision for the corridor.	PAEMS, through its Advisory Board, was able to successfully establish and strengthen partnerships with funders in the Community Foundation's network and successfully leveraged capacity building support to enhance our internal grant writing mechanisms in FY23. We continued to identify areas of partnership with developers along the corridor as well in an effort to increase support to PAEMS and increased our relationships with potential investors such as Citibank, M & T Bank, and several other Foundations in the District. Funding constraints continued to limit our capacity to engage in fundraising activities, expanding the number of staff members and enhancing services and supports to businesses in the corridor. During FY23, we did not successfully implement a fund development plan despite having one in place. Limited capacity prevented the implementation of the fundraising plan developed by a consultant and has not seemed to be a priority of the Advisory Board members. While the Program Director along with other Main Street Directors was able to successfully advocate for a one time enhancement of 1.3 million on the FY24 budget for the Main Streets, there still needs to be a concerted effort to launch an annual fundraising campaign for the program to increase the capacity of PAEMS to carry out its mission and vision for the corridor.
Petworth Main Street	Establish regular outreach and Main St presence with at least 50% of corridor businesses.	Strive to retain over 70% of storefront businesses in the next fiscal year.	Reaching out to business owners and building relationships with independent business owners was a PWMS priority as a new program with a long and partly disjointed commercial corridor. We are now regularly reaching 65% of small businesses and grew newsletter subscribers by 23%. The open rate for the bilingual newsletter was 60-65% each week. Staff conducted monthly walk-throughs focusing on different sections to hand out information about programs such as Holiday Lights 2022, Great Streets, Robust Retail, Skills DC, PW Challenge Grant, Open Streets, Art All Night and Celebrate Petworth. We also attended all AN meetings and helped small businesses that had to present at the monthly meeting. This way we added and edited entries to the directory every month.
Rhode Island Avenue Main Street	Expand business directory & website	Expand volunteer base w/ emphasis on committee participation	We have taken very successful strides. We have spent ample time on the corridor, verifying business' status and creating a spreadsheet that will create better database management, as we upload to Salesforce in FY24. We have launched a new org website and hired a local CBE, Affinity Media Consulting to create a Main Street for RIA. We also are building out a page with a strategy for volunteer engagement. We have gotten several more volunteers through event engagement and contests. We have also engaged Affinity to manage our social media outreach allowing us more advanced communication and volunteer sign-up time.
Shaw Main Street	Assist businesses with developing and implementing post-pandemic business models.	Work with property owners to fill vacant retail spaces.	SMS worked one-on-one with business owners and managers that expressed interest in changing their business models and implementing new marketing and sales practices designed to build existing customer loyalty, generate new customers, and generate sales. These consultations were conducted both by staff and consultants. Changes to business models included exploring adding alcoholic beverage service to the business' offerings, the addition of new product and service offerings, implementing changes in hours of operation, increasing the use of social media to promote new product offerings and special offers, adding outdoor seating and service, and rebooting the business with a new concept in the same space. There was a reduction in the number of post-pandemic business closings, some of which may be attributable to these efforts. Most vacant retail spaces resulting from pandemic and post-pandemic closures have been re-leased. This is in large part due to the fact that most of these spaces had kitchens in place, dramatically reducing the cost for a new business to build out the space for food service operations. SMS solicited new businesses and matched prospects with landlords that owned suitable vacant spaces.
Tenleytown Main Street	Sustain business support programs, including technical and financial assistance programs as well as business district marketing	Invest in public art, streetscape, parks, and other initiatives to improve the visual appeal of the Main Street corridor	We have been in transition since Leigh Catherine (founder) left the organization last year. He e had a complete staff and consultant turn over. We stayed the course and continued to serve the business community, hold events to drive traffic, installed street banners and a new park. And more!
The Parks Main Street	Visibility and Exposure to both Manor Park and Riggs Park commercial Corridors by establishing way-finding, Community Markers, and Street Light Banners	To use capacity building, training, grants and support to ensure businesses can thrive in a challenging and changing landscape.	1. Progress with Riggs Park commercial corridor is moving forward. Community Benefit Agreement between EYA and Lamond Riggs Citizens Association selected TPMS to do wayfinding, community markers, placemaking etc. Implementation to begin FY24. Manor Park visibility and exposure took a hit when proposed and originally agreed upon mural for The VIP Room to brand the Historic Manor Park Business District was derailed (by owner) after muralist had been selected, 3 design meetings conducted with owner and deposit made. FY24 will see another run at having the mural created. 2. Progress made with \$40K in grants to businesses to help thrive. Capacity building successful with two businesses Ramdass Pharmacy (Riggs Park) and Senbeb Cafe' and Senbeb Coop (Manor Park) each receiving \$4K in grants from Workforce Development Council to bolster hiring, training and retention of staff. 10 total businesses able to gain access to training
U Street Main Street	Community-driven and designed action resulting in equitable, strengthened, and connected communities with a strong sense of place (Grantee to individualized to DCMS Corridor through Workplan)	Sustainable and self-determined small businesses (Grantee to individualized to DCMS Corridor through Workplan)	Our organizational goals for this year were on track, hiring a new Main Street Manager for U Street and meeting our corridor hours throughout the transition. We were also able to execute the Small Business Grant program for the USMS corridor, awarding 7 businesses grant funding up to \$5000 to help improve their operations. Businesses used funds for repairs, upgrading equipment, and remodeling interiors. We also saw an increase in our social media engagement helping to promote our corridor businesses to the community. This engagement with the business community has led to increased awareness of the USMS; and therefore; encouraging further participation from more businesses within and adjacent to the corridor. Through our social media platforms and weekly newsletters, businesses have been promoted, as well as, their services being marketed. Lastly, our programming has kept businesses and the community engaged through our events, such as the Dog Days Sidewalk Sale and Art All Night. These events allow for the businesses to be highlighted and community members to be introduced to an event they might not otherwise have patronized.
Upper Bladensburg Road Main Street	Expand business directory & website	Expand volunteer base w/ emphasis on committee participation	We've been collaborating with Affinity Media Consulting to revamp our website and expand our business directory, with the new website in the works to offer an improved user experience. Its launch is anticipated in the next quarter, allowing us to showcase Upper Bladensburg Road businesses. Our efforts to attract more volunteers have yielded positive results, with the help of Affinity Media Consulting. We're also using our Northeast Summer Nights event series to collect volunteers, and our social media campaign plan will roll out with the website launch. Recognizing the limited business connections among corridor businesses, we're initiating efforts to foster networking and collaboration. We've started conversations with businesses in the area to gauge their interest in networking meetings where they can exchange ideas, share best practices, and explore potential partnerships, benefiting the entire community.
Upper Georgia Avenue Main Street	Increase volunteer and community engagement through a signature neighborhood event	Create brochures and materials for the website to use in business recruitment and retention	Not Submitted

Uptown Main Street	Retain 80% of storefront businesses in the next fiscal year	Increase outreach to property owners by 50%	Uptown Main St was successful in supporting and retaining over 80% of operating, storefront businesses in FY23. Efforts to retain businesses focused on assistance with access to capital: grant writing, loan preparation, small grants, and a weekly resource newsletter. We provided assistance with commercial leasing and did increase connections and dialogue with 5 multi-property owners on Kennedy St and 14th St. Owners are now included in weekly newsletter distribution, invited to corridor events, and we have direct communication when potential tenant opportunities arise. An important effort to achieve this goal was updating our business directory to collect more owner cell phones and property owner contacts.
Van Ness Main Street	Preserve existing businesses through targeted and strengthened technical assistance and promotion	Raise \$56,000 for the VNMS Growth Fund	VNMS provided \$38,000 in direct cash grants and more than 817 hours of TA. While we lost three businesses, we opened three for a net zero plus we have five in the process of build out and slated to open in FY24. VNMS sent a business brief bi-weekly to the businesses in FY23. VNMS Raised \$68,759 vs goal of \$56,000.
Woodley Park Main Street	fill vacant storefronts	Restore confidence in Woodley Park Main Street	I. Fill vacant storefronts: Completed Woodley Park has gone from 25% storefront vacancy in March of 2022 to under 10% at the moment. This development remains fragile because of the continued economic impact of the pandemic on legacy businesses (interest on loans) and the impact of price inflation and labor shortages (Rose Ave Bakery is new and highly successful but is struggling to meet demand because of staffing issues). There are at least five businesses I would consider "at risk", all in the South Corridor. All being legacy businesses with debts to landlords from remaining open during the pandemic. A new risk factor is the recent increase in crime. II. Restore confidence in Woodley Park Main Street: Completed The transition between the former grantee and HDCMS was exceedingly challenging. Initially delayed by three months because of a series of articles attacking DSLBD, attempts by the then Councilperson to defund the program, and testimony from businessowners opposing the transition. A new ED could not be found, so I stepped down from the HDCMS Board to attempt to deescalate the situation and ensure the grant was duly executed. A year and a half later, the situation is much improved. We have strong relationships with virtually all stakeholders: Councilmember Frumin, ANC3C, WPCA, business and property owners. In fact, most of the former Advisory Board members are pillars/supporters of the program.

FY23 Grants and Cost Category Budgets

As of 2024-01-11 09:36:54 Eastern Standard Time/EST • Generated by Virginia Marie Roure • Sorted by Type - Sub Type (Ascending)

Filtered By

Show: All grant records

Date Field: Period of Performance Start equals Previous FY (10/1/2022 to 9/30/2023)

Grant Program Name: Grant Program Name contains DC Main

Grant Program Name: Grant Program Name ↑	Grant Application Title	Type - Sub Type	Budgeted Amount
2023 DC Main Streets Barracks Row Main Street	2023 Barracks Row Main Street	Administrative - Non-Profit Indirect Cost Fee	\$15,008.00
	2023 Barracks Row Main Street	Operational - Accounting	\$7,000.00
	2023 Barracks Row Main Street	Operational - Insurance	\$1,356.00
	2023 Barracks Row Main Street	Operational - Professional Development	\$1,500.00
	2023 Barracks Row Main Street	Programmatic - Events (festival, pop ups, community building)	\$18,931.00
	2023 Barracks Row Main Street	Programmatic - Outreach, Programmatic Promotion	\$6,000.00
	2023 Barracks Row Main Street	Salary - Salary/Payroll/Staffing/Wages/Fringe Benefits	\$60,032.00
	2023 Barracks Row Main Street	Sub-awards - Small Business Technical Assistance	\$0.00
	2023 Barracks Row Main Street	Sub-awards - Sub-Grants	\$40,253.00
	Subtotal	Sum Count	9
2023 DC Main Streets Chevy Chase Main Street	2023 Chevy Chase Main Street District Bridges	Administrative - Non-Profit Indirect Cost Fee	\$15,008.00
	2023 Chevy Chase Main Street District Bridges	Operational - Accounting	\$5,000.00
	2023 Chevy Chase Main Street District Bridges	Operational - Insurance	\$1,000.00
	2023 Chevy Chase Main Street District Bridges	Operational - Professional Development	\$3,000.00
	2023 Chevy Chase Main Street District Bridges	Programmatic - Events (festival, pop ups, community building)	\$14,540.00
	2023 Chevy Chase Main Street District Bridges	Programmatic - Outreach, Programmatic Promotion	\$11,500.00
	2023 Chevy Chase Main Street District Bridges	Salary - Salary/Payroll/Staffing/Wages/Fringe Benefits	\$60,032.00
	2023 Chevy Chase Main Street District Bridges	Sub-awards - Small Business Technical Assistance	\$0.00
	2023 Chevy Chase Main Street District Bridges	Sub-awards - Sub-Grants	\$40,000.00
	Subtotal	Sum Count	9
2023 DC Main Streets Cleveland Park Main Street	2023 Cleveland Park Main Streets District Bridges	Administrative - Non-Profit Indirect Cost Fee	\$15,008.00
	2023 Cleveland Park Main Streets District Bridges	Operational - Accounting	\$5,000.00
	2023 Cleveland Park Main Streets District Bridges	Operational - Insurance	\$1,000.00
	2023 Cleveland Park Main Streets District Bridges	Operational - Professional Development	\$3,000.00
	2023 Cleveland Park Main Streets District Bridges	Programmatic - Events (festival, pop ups, community building)	\$14,540.00
	2023 Cleveland Park Main Streets District Bridges	Programmatic - Outreach, Programmatic Promotion	\$11,500.00
	2023 Cleveland Park Main Streets District Bridges	Salary - Salary/Payroll/Staffing/Wages/Fringe Benefits	\$60,032.00
	2023 Cleveland Park Main Streets District Bridges	Sub-awards - Small Business Technical Assistance	\$0.00
	2023 Cleveland Park Main Streets District Bridges	Sub-awards - Sub-Grants	\$40,000.00
	Subtotal	Sum Count	9
2023 DC Main Streets Columbia Heights and Mount Pleasant Main Street	2023 Columbia Heights and Mount Pleasant Main Street Dis	Administrative - Non-Profit Indirect Cost Fee	\$15,008.00
	2023 Columbia Heights and Mount Pleasant Main Street Dis	Operational - Accounting	\$5,000.00
	2023 Columbia Heights and Mount Pleasant Main Street Dis	Operational - Insurance	\$1,000.00
	2023 Columbia Heights and Mount Pleasant Main Street Dis	Operational - Professional Development	\$3,000.00
	2023 Columbia Heights and Mount Pleasant Main Street Dis	Programmatic - Events (festival, pop ups, community building)	\$14,540.00
	2023 Columbia Heights and Mount Pleasant Main Street Dis	Programmatic - Outreach, Programmatic Promotion	\$11,500.00
	2023 Columbia Heights and Mount Pleasant Main Street Dis	Salary - Salary/Payroll/Staffing/Wages/Fringe Benefits	\$60,032.00
	2023 Columbia Heights and Mount Pleasant Main Street Dis	Sub-awards - Small Business Technical Assistance	\$0.00
	2023 Columbia Heights and Mount Pleasant Main Street Dis	Sub-awards - Sub-Grants	\$40,000.00
	Subtotal	Sum Count	9
2023 DC Main Streets Congress Heights Main Street	2023 Congress Heights Main Street	Administrative - Non-Profit Indirect Cost Fee	\$15,008.00
	2023 Congress Heights Main Street	Operational - Accounting	\$2,500.00
	2023 Congress Heights Main Street	Operational - Insurance	\$1,000.00
	2023 Congress Heights Main Street	Operational - Professional Development	\$3,426.46
	2023 Congress Heights Main Street	Programmatic - Events (festival, pop ups, community building)	\$10,000.00
	2023 Congress Heights Main Street	Programmatic - Outreach, Programmatic Promotion	\$4,040.00
	2023 Congress Heights Main Street	Programmatic - Placemaking (signs, sculpture, banners, physic	\$3,306.00
	2023 Congress Heights Main Street	Salary - Salary/Payroll/Staffing/Wages/Fringe Benefits	\$60,032.00
	2023 Congress Heights Main Street	Sub-awards - Small Business Technical Assistance	\$0.00
	2023 Congress Heights Main Street	Sub-awards - Sub-Grants	\$50,767.54
Subtotal	Sum Count	10	\$150,080.00
2023 DC Main Streets Deanwood Heights Main Street	2023 Deanwood Heights Main Street	Administrative - Non-Profit Indirect Cost Fee	\$15,008.00
	2023 Deanwood Heights Main Street	Administrative - Reimbursable Overhead	\$12,000.00
	2023 Deanwood Heights Main Street	Operational - Accounting	\$6,111.15
	2023 Deanwood Heights Main Street	Operational - Insurance	\$1,447.93
	2023 Deanwood Heights Main Street	Operational - Professional Development	\$1,729.84
	2023 Deanwood Heights Main Street	Programmatic - Events (festival, pop ups, community building)	\$21,711.08
	2023 Deanwood Heights Main Street	Programmatic - Outreach, Programmatic Promotion	\$4,040.00
	2023 Deanwood Heights Main Street	Salary - Salary/Payroll/Staffing/Wages/Fringe Benefits	\$48,032.00
	2023 Deanwood Heights Main Street	Sub-awards - Small Business Technical Assistance	\$0.00
	2023 Deanwood Heights Main Street	Sub-awards - Sub-Grants	\$40,000.00
Subtotal	Sum Count	10	\$150,080.00
2023 DC Main Streets Dupont Circle Main Street	2023 Dupont Circle Main Street	Administrative - Non-Profit Indirect Cost Fee	\$19,508.00
	2023 Dupont Circle Main Street	Operational - Accounting	\$11,000.00
	2023 Dupont Circle Main Street	Programmatic - Events (festival, pop ups, community building)	\$20,000.00
	2023 Dupont Circle Main Street	Programmatic - Outreach, Programmatic Promotion	\$16,000.00
	2023 Dupont Circle Main Street	Programmatic - Outreach, Programmatic Promotion	\$39,040.00
	2023 Dupont Circle Main Street	Salary - Salary/Payroll/Staffing/Wages/Fringe Benefits	\$55,532.00
	2023 Dupont Circle Main Street	Sub-awards - Small Business Technical Assistance	\$0.00
	2023 Dupont Circle Main Street	Sub-awards - Sub-Grants	\$40,000.00
	2023 Dupont Circle Main Street	Sub-awards - Sub-Grants	\$195,080.00
	Subtotal	Sum Count	8
2023 DC Main Streets Eastern Market Main Street	2023 Eastern Market Main Street	Administrative - Non-Profit Indirect Cost Fee	\$15,008.00
	2023 Eastern Market Main Street	Operational - Accounting	\$4,846.00
	2023 Eastern Market Main Street	Operational - Insurance	\$4,000.00
	2023 Eastern Market Main Street	Operational - Professional Development	\$2,154.00
	2023 Eastern Market Main Street	Programmatic - Events (festival, pop ups, community building)	\$20,000.00
	2023 Eastern Market Main Street	Programmatic - Outreach, Programmatic Promotion	\$4,040.00
	2023 Eastern Market Main Street	Salary - Salary/Payroll/Staffing/Wages/Fringe Benefits	\$60,032.00
	2023 Eastern Market Main Street	Sub-awards - Small Business Technical Assistance	\$350.00
	2023 Eastern Market Main Street	Sub-awards - Sub-Grants	\$39,650.00
	Subtotal	Sum Count	9
2023 DC Main Streets Georgetown Main Street	2023 Georgetown Main Street	Administrative - Non-Profit Indirect Cost Fee	\$15,008.00
	2023 Georgetown Main Street	Operational - Accounting	\$4,400.00
	2023 Georgetown Main Street	Operational - Insurance	\$3,600.00
	2023 Georgetown Main Street	Operational - Professional Development	\$3,000.00
	2023 Georgetown Main Street	Programmatic - Events (festival, pop ups, community building)	\$20,000.00
	2023 Georgetown Main Street	Programmatic - Outreach, Programmatic Promotion	\$3,040.00
	2023 Georgetown Main Street	Programmatic - Outreach, Programmatic Promotion	\$1,000.00
	2023 Georgetown Main Street	Salary - Salary/Payroll/Staffing/Wages/Fringe Benefits	\$60,032.00
	2023 Georgetown Main Street	Sub-awards - Small Business Technical Assistance	\$0.00
	2023 Georgetown Main Street	Sub-awards - Sub-Grants	\$40,000.00
Subtotal	Sum Count	10	\$150,080.00
2023 DC Main Streets Glover Park Main Street	2023 Glover Park Main Street	Administrative - Non-Profit Indirect Cost Fee	\$15,008.00
	2023 Glover Park Main Street	Operational - Accounting	\$6,182.66
	2023 Glover Park Main Street	Operational - Insurance	\$3,000.00
	2023 Glover Park Main Street	Operational - License or Subscription	\$1,000.00
	2023 Glover Park Main Street	Operational - Professional Development	\$1,817.34
	2023 Glover Park Main Street	Programmatic - Capital Improvement (e.g., storefront, interior	\$2,000.00
	2023 Glover Park Main Street	Programmatic - Events (festival, pop ups, community building)	\$3,040.00
	2023 Glover Park Main Street	Programmatic - Outreach, Programmatic Promotion	\$6,000.00
	2023 Glover Park Main Street	Programmatic - Tools (Tech and Written Aids)	\$4,000.00
	2023 Glover Park Main Street	Salary - Salary/Payroll/Staffing/Wages/Fringe Benefits	\$60,032.00
2023 Glover Park Main Street	Sub-awards - Small Business Technical Assistance	\$0.00	
2023 Glover Park Main Street	Sub-awards - Sub-Grants	\$48,000.00	
Subtotal	Sum Count	12	\$150,080.00
2023 DC Main Streets H Street Main Street	2023 H Street Main Street	Administrative - Non-Profit Indirect Cost Fee	\$19,008.00
	2023 H Street Main Street	Operational - Accounting	\$7,000.00

		2023 H Street Main Street		Operational - Insurance	\$1,000.00
		2023 H Street Main Street		Operational - Marketing/Communications non-programmatic	\$2,040.00
		2023 H Street Main Street		Operational - Professional Development	\$3,000.00
		2023 H Street Main Street		Programmatic - Events (festival, pop ups, community building)	\$20,000.00
		2023 H Street Main Street		Programmatic - Events (festival, pop ups, community building)	\$30,550.00
		2023 H Street Main Street		Programmatic - Outreach, Programmatic Promotion	\$2,000.00
		2023 H Street Main Street		Salary - Salary/Payroll/Staffing/Wages/Fringe Benefits	\$56,032.00
		2023 H Street Main Street		Sub-awards - Small Business Technical Assistance	\$0.00
		2023 H Street Main Street		Sub-awards - Sub-Grants	\$49,050.00
Subtotal	Sum		11		\$190,080.00
	Count				
2023 DC Main Streets Logan Circle Main Street		2023 Logan Circle Main Street	District Bridges	Administrative - Non-Profit Indirect Cost Fee	\$15,000.00
		2023 Logan Circle Main Street	District Bridges	Operational - Accounting	\$5,000.00
		2023 Logan Circle Main Street	District Bridges	Operational - Insurance	\$1,000.00
		2023 Logan Circle Main Street	District Bridges	Operational - Professional Development	\$3,000.00
		2023 Logan Circle Main Street	District Bridges	Programmatic - Events (festival, pop ups, community building)	\$12,225.00
		2023 Logan Circle Main Street	District Bridges	Programmatic - Outreach, Programmatic Promotion	\$11,500.00
		2023 Logan Circle Main Street	District Bridges	Programmatic - Placemaking (signs, sculpture, banners, physic	\$2,000.00
		2023 Logan Circle Main Street	District Bridges	Salary - Salary/Payroll/Staffing/Wages/Fringe Benefits	\$60,000.00
		2023 Logan Circle Main Street	District Bridges	Sub-awards - Small Business Technical Assistance	\$0.00
		2023 Logan Circle Main Street	District Bridges	Sub-awards - Sub-Grants	\$40,275.00
Subtotal	Sum		10		\$150,000.00
	Count				
2023 DC Main Streets Lower Georgia Avenue Main Street		2023 Lower Georgia Avenue Main Street	District Bridges	Administrative - Non-Profit Indirect Cost Fee	\$15,008.00
		2023 Lower Georgia Avenue Main Street	District Bridges	Operational - Accounting	\$5,000.00
		2023 Lower Georgia Avenue Main Street	District Bridges	Operational - Insurance	\$1,000.00
		2023 Lower Georgia Avenue Main Street	District Bridges	Operational - Professional Development	\$1,443.79
		2023 Lower Georgia Avenue Main Street	District Bridges	Programmatic - Events (festival, pop ups, community building)	\$14,540.00
		2023 Lower Georgia Avenue Main Street	District Bridges	Programmatic - Outreach, Programmatic Promotion	\$11,500.00
		2023 Lower Georgia Avenue Main Street	District Bridges	Salary - Salary/Payroll/Staffing/Wages/Fringe Benefits	\$60,032.00
		2023 Lower Georgia Avenue Main Street	District Bridges	Sub-awards - Small Business Technical Assistance	\$6,478.12
		2023 Lower Georgia Avenue Main Street	District Bridges	Sub-awards - Sub-Grants	\$5,078.09
Subtotal	Sum		9		\$150,080.00
	Count				
2023 DC Main Streets Minnesota Ave		2023 Minnesota Avenue Main Street		Administrative - Non-Profit Indirect Cost Fee	\$5,750.00
		2023 Minnesota Avenue Main Street		Operational - Accounting	\$497.31
		2023 Minnesota Avenue Main Street		Operational - Insurance	\$1,306.47
		2023 Minnesota Avenue Main Street		Operational - Professional Development	\$550.00
		2023 Minnesota Avenue Main Street		Programmatic - Marketing and Advertising	\$3,000.00
		2023 Minnesota Avenue Main Street		Salary - Salary/Payroll/Staffing/Wages/Fringe Benefits	\$22,500.00
		2023 Minnesota Avenue Main Street		Sub-awards - Small Business Technical Assistance	\$0.00
		2023 Minnesota Avenue Main Street		Sub-awards - Sub-Grants	\$23,896.22
Subtotal	Sum		8		\$57,500.00
	Count				
2023 DC Main Streets North Capitol Main Street		2023 North Capitol Main Street		Administrative - Non-Profit Indirect Cost Fee	\$15,008.00
		2023 North Capitol Main Street		Operational - Accounting	\$8,587.36
		2023 North Capitol Main Street		Operational - Insurance	\$556.00
		2023 North Capitol Main Street		Operational - Professional Development	\$1,884.06
		2023 North Capitol Main Street		Programmatic - Events (festival, pop ups, community building)	\$15,000.00
		2023 North Capitol Main Street		Programmatic - Outreach, Programmatic Promotion	\$4,692.58
		2023 North Capitol Main Street		Salary - Salary/Payroll/Staffing/Wages/Fringe Benefits	\$60,032.00
		2023 North Capitol Main Street		Sub-awards - Small Business Technical Assistance	\$14,420.00
		2023 North Capitol Main Street		Sub-awards - Sub-Grants	\$29,900.00
Subtotal	Sum		9		\$150,080.00
	Count				
2023 DC Main Streets Palisades		2023 Palisades Main Street		Administrative - Non-Profit Indirect Cost Fee	\$15,008.00
		2023 Palisades Main Street		Operational - Accounting	\$9,362.50
		2023 Palisades Main Street		Operational - Insurance	\$144.00
		2023 Palisades Main Street		Operational - Professional Development	\$0.00
		2023 Palisades Main Street		Programmatic - Events (festival, pop ups, community building)	\$4,339.54
		2023 Palisades Main Street		Programmatic - Outreach, Programmatic Promotion	\$1,651.99
		2023 Palisades Main Street		Programmatic - Placemaking (signs, sculpture, banners, physic	\$12,526.85
		2023 Palisades Main Street		Programmatic - Tools (Tech and Written Aids)	\$537.81
		2023 Palisades Main Street		Salary - Salary/Payroll/Staffing/Wages/Fringe Benefits	\$48,152.49
		2023 Palisades Main Street		Sub-awards - Small Business Technical Assistance	\$0.00
		2023 Palisades Main Street		Sub-awards - Sub-Grants	\$58,356.82
Subtotal	Sum		11		\$150,080.00
	Count				
2023 DC Main Streets Pennsylvania Avenue East Main Street		2023 Pennsylvania Avenue East Main Street		Administrative - Administrative Costs	\$4,875.00
		2023 Pennsylvania Avenue East Main Street		Administrative - Non-Profit Indirect Cost Fee	\$15,008.00
		2023 Pennsylvania Avenue East Main Street		Operational - Accounting	\$3,500.00
		2023 Pennsylvania Avenue East Main Street		Operational - Professional Development	\$4,871.49
		2023 Pennsylvania Avenue East Main Street		Programmatic - Events (festival, pop ups, community building)	\$19,744.77
		2023 Pennsylvania Avenue East Main Street		Programmatic - Outreach, Programmatic Promotion	\$5,980.82
		2023 Pennsylvania Avenue East Main Street		Salary - Salary/Payroll/Staffing/Wages/Fringe Benefits	\$55,032.00
		2023 Pennsylvania Avenue East Main Street		Sub-awards - Small Business Technical Assistance	\$0.00
		2023 Pennsylvania Avenue East Main Street		Sub-awards - Sub-Grants	\$41,067.92
Subtotal	Sum		9		\$150,080.00
	Count				
2023 DC Main Streets Petworth Main Street		2023 Petworth Main Street		Administrative - Non-Profit Indirect Cost Fee	\$15,008.00
		2023 Petworth Main Street		Operational - Accounting	\$7,100.00
		2023 Petworth Main Street		Operational - Insurance	\$2,350.00
		2023 Petworth Main Street		Operational - Professional Development	\$1,650.00
		2023 Petworth Main Street		Programmatic - Events (festival, pop ups, community building)	\$18,900.00
		2023 Petworth Main Street		Programmatic - Outreach, Programmatic Promotion	\$5,140.00
		2023 Petworth Main Street		Salary - Salary/Payroll/Staffing/Wages/Fringe Benefits	\$60,032.00
		2023 Petworth Main Street		Sub-awards - Small Business Technical Assistance	\$0.00
		2023 Petworth Main Street		Sub-awards - Sub-Grants	\$40,000.00
Subtotal	Sum		9		\$150,080.00
	Count				
2023 DC Main Streets Rhode Island Avenue Main Street		2023 Rhode Island Avenue Main Street		Administrative - Non-Profit Indirect Cost Fee	\$15,008.00
		2023 Rhode Island Avenue Main Street		Operational - Accounting	\$10,000.00
		2023 Rhode Island Avenue Main Street		Operational - Professional Development	\$1,000.00
		2023 Rhode Island Avenue Main Street		Programmatic - Events (festival, pop ups, community building)	\$20,000.00
		2023 Rhode Island Avenue Main Street		Programmatic - Marketing and Advertising	\$718.82
		2023 Rhode Island Avenue Main Street		Programmatic - Outreach, Programmatic Promotion	\$3,000.00
		2023 Rhode Island Avenue Main Street		Programmatic - Tools (Tech and Written Aids)	\$321.18
		2023 Rhode Island Avenue Main Street		Salary - Salary/Payroll/Staffing/Wages/Fringe Benefits	\$60,032.00
		2023 Rhode Island Avenue Main Street		Sub-awards - Small Business Technical Assistance	\$0.00
		2023 Rhode Island Avenue Main Street		Sub-awards - Sub-Grants	\$40,000.00
Subtotal	Sum		10		\$150,080.00
	Count				
2023 DC Main Streets Shaw Main Street		2023 Shaw Main Street		Administrative - Non-Profit Indirect Cost Fee	\$15,008.00
		2023 Shaw Main Street		Operational - Accounting	\$8,000.00
		2023 Shaw Main Street		Operational - Insurance	\$2,418.50
		2023 Shaw Main Street		Operational - Professional Development	\$500.00
		2023 Shaw Main Street		Programmatic - Events (festival, pop ups, community building)	\$9,205.04
		2023 Shaw Main Street		Programmatic - Outreach, Programmatic Promotion	\$13,518.46
		2023 Shaw Main Street		Salary - Salary/Payroll/Staffing/Wages/Fringe Benefits	\$60,032.00
		2023 Shaw Main Street		Sub-awards - Small Business Technical Assistance	\$0.00
		2023 Shaw Main Street		Sub-awards - Sub-Grants	\$41,308.00
Subtotal	Sum		9		\$150,080.00
	Count				
2023 DC Main Streets Tenleytown Main Street		2023 Tenleytown Main Street		Administrative - Non-Profit Indirect Cost Fee	\$17,008.00
		2023 Tenleytown Main Street		Operational - Accounting	\$7,000.00
		2023 Tenleytown Main Street		Operational - Insurance	\$1,200.00
		2023 Tenleytown Main Street		Operational - Professional Development	\$2,800.00
		2023 Tenleytown Main Street		Programmatic - Events (festival, pop ups, community building)	\$20,000.00
		2023 Tenleytown Main Street		Programmatic - Outreach, Programmatic Promotion	\$4,910.21
		2023 Tenleytown Main Street		Programmatic - Placemaking (signs, sculpture, banners, physic	\$18,173.92
		2023 Tenleytown Main Street		Salary - Salary/Payroll/Staffing/Wages/Fringe Benefits	\$56,832.00
		2023 Tenleytown Main Street		Sub-awards - Small Business Technical Assistance	\$1,353.50
		2023 Tenleytown Main Street		Sub-awards - Sub-Grants	\$40,802.37
Subtotal	Sum		10		\$170,080.00
	Count				
2023 DC Main Streets The Parks Main Street		2023 The Parks Main Street Center For Non Profit Advancem		Administrative - Non-Profit Indirect Cost Fee	\$15,008.00
		2023 The Parks Main Street Center For Non Profit Advancem		Operational - Accounting	\$7,000.00
		2023 The Parks Main Street Center For Non Profit Advancem		Operational - Insurance	\$1,500.00
		2023 The Parks Main Street Center For Non Profit Advancem		Operational - License or Subscription	\$620.19

		2023 The Parks Main Street Center For Non Profit Advancem	Operational - Professional Development	\$2,879.81
		2023 The Parks Main Street Center For Non Profit Advancem	Programmatic - Events (festival, pop ups, community building)	\$17,040.00
		2023 The Parks Main Street Center For Non Profit Advancem	Programmatic - Outreach, Programmatic Promotion	\$6,000.00
		2023 The Parks Main Street Center For Non Profit Advancem	Salary - Salary/Payroll/Staffing/Wages/Fringe Benefits	\$60,032.00
		2023 The Parks Main Street Center For Non Profit Advancem	Sub-awards - Small Business Technical Assistance	\$0.00
		2023 The Parks Main Street Center For Non Profit Advancem	Sub-awards - Sub-Grants	\$40,000.00
Subtotal	Sum Count		10	\$150,080.00
2023 DC Main Streets Upper Bladensburg Road Main Street		2023 Upper Bladensburg Road Main Street	Administrative - Non-Profit Indirect Cost Fee	\$15,008.00
		2023 Upper Bladensburg Road Main Street	Operational - Accounting	\$10,282.20
		2023 Upper Bladensburg Road Main Street	Operational - Professional Development	\$717.80
		2023 Upper Bladensburg Road Main Street	Programmatic - Events (festival, pop ups, community building)	\$20,000.00
		2023 Upper Bladensburg Road Main Street	Programmatic - Marketing and Advertising	\$678.82
		2023 Upper Bladensburg Road Main Street	Programmatic - Outreach, Programmatic Promotion	\$3,040.00
		2023 Upper Bladensburg Road Main Street	Programmatic - Tools (Tech and Written Aids)	\$321.18
		2023 Upper Bladensburg Road Main Street	Salary - Salary/Payroll/Staffing/Wages/Fringe Benefits	\$60,032.00
		2023 Upper Bladensburg Road Main Street	Sub-awards - Small Business Technical Assistance	\$0.00
		2023 Upper Bladensburg Road Main Street	Sub-awards - Sub-Grants	\$40,000.00
Subtotal	Sum Count		10	\$150,080.00
2023 DC Main Streets Upper Georgia Avenue Main Street		2023 Upper Georgia Avenue Main Street Center For Non Prc	Administrative - Non-Profit Indirect Cost Fee	\$15,008.00
		2023 Upper Georgia Avenue Main Street Center For Non Prc	Operational - Accounting	\$7,936.62
		2023 Upper Georgia Avenue Main Street Center For Non Prc	Operational - Insurance	\$1,000.00
		2023 Upper Georgia Avenue Main Street Center For Non Prc	Operational - License or Subscription	\$972.30
		2023 Upper Georgia Avenue Main Street Center For Non Prc	Operational - Professional Development	\$2,595.22
		2023 Upper Georgia Avenue Main Street Center For Non Prc	Programmatic - Events (festival, pop ups, community building)	\$15,856.32
		2023 Upper Georgia Avenue Main Street Center For Non Prc	Programmatic - Outreach, Programmatic Promotion	\$3,958.98
		2023 Upper Georgia Avenue Main Street Center For Non Prc	Salary - Salary/Payroll/Staffing/Wages/Fringe Benefits	\$60,032.00
		2023 Upper Georgia Avenue Main Street Center For Non Prc	Sub-awards - Small Business Technical Assistance	\$0.00
		2023 Upper Georgia Avenue Main Street Center For Non Prc	Sub-awards - Sub-Grants	\$42,720.56
Subtotal	Sum Count		10	\$150,080.00
2023 DC Main Streets Uptown Main Street		2023 Uptown Main Street	Administrative - Non-Profit Indirect Cost Fee	\$15,008.00
		2023 Uptown Main Street	Operational - Accounting	\$7,100.00
		2023 Uptown Main Street	Operational - Insurance	\$2,250.00
		2023 Uptown Main Street	Operational - Professional Development	\$1,650.00
		2023 Uptown Main Street	Programmatic - Events (festival, pop ups, community building)	\$18,900.00
		2023 Uptown Main Street	Programmatic - Outreach, Programmatic Promotion	\$5,140.00
		2023 Uptown Main Street	Salary - Salary/Payroll/Staffing/Wages/Fringe Benefits	\$60,032.00
		2023 Uptown Main Street	Sub-awards - Small Business Technical Assistance	\$0.00
		2023 Uptown Main Street	Sub-awards - Sub-Grants	\$40,000.00
Subtotal	Sum Count		9	\$150,080.00
2023 DC Main Streets U Street Main Street		2023 U Street Main Street District Bridges	Administrative - Non-Profit Indirect Cost Fee	\$15,008.00
		2023 U Street Main Street District Bridges	Operational - Accounting	\$5,000.00
		2023 U Street Main Street District Bridges	Operational - Insurance	\$1,000.00
		2023 U Street Main Street District Bridges	Operational - Professional Development	\$3,000.00
		2023 U Street Main Street District Bridges	Programmatic - Events (festival, pop ups, community building)	\$11,855.31
		2023 U Street Main Street District Bridges	Programmatic - Outreach, Programmatic Promotion	\$11,500.00
		2023 U Street Main Street District Bridges	Programmatic - Placemaking (signs, sculpture, banners, physic	\$2,654.69
		2023 U Street Main Street District Bridges	Salary - Salary/Payroll/Staffing/Wages/Fringe Benefits	\$60,032.00
		2023 U Street Main Street District Bridges	Sub-awards - Small Business Technical Assistance	\$0.00
		2023 U Street Main Street District Bridges	Sub-awards - Sub-Grants	\$40,000.00
Subtotal	Sum Count		10	\$150,080.00
2023 DC Main Streets Van Ness Main Street		2023 Van Ness Main Street	Administrative - Non-Profit Indirect Cost Fee	\$15,008.00
		2023 Van Ness Main Street	Operational - Accounting	\$7,000.00
		2023 Van Ness Main Street	Operational - Insurance	\$2,311.00
		2023 Van Ness Main Street	Operational - Professional Development	\$1,500.00
		2023 Van Ness Main Street	Programmatic - Events (festival, pop ups, community building)	\$15,189.00
		2023 Van Ness Main Street	Programmatic - Outreach, Programmatic Promotion	\$9,040.00
		2023 Van Ness Main Street	Salary - Salary/Payroll/Staffing/Wages/Fringe Benefits	\$60,032.00
		2023 Van Ness Main Street	Sub-awards - Small Business Technical Assistance	\$1,782.50
		2023 Van Ness Main Street	Sub-awards - Sub-Grants	\$38,217.50
Subtotal	Sum Count		9	\$150,080.00
2023 DC Main Streets Woodley Park Main Street		2023 Woodley Park Main Street	Administrative - Non-Profit Indirect Cost Fee	\$15,008.00
		2023 Woodley Park Main Street	Operational - Accounting	\$2,400.00
		2023 Woodley Park Main Street	Operational - Insurance	\$1,000.00
		2023 Woodley Park Main Street	Operational - Professional Development	\$1,025.61
		2023 Woodley Park Main Street	Programmatic - Events (festival, pop ups, community building)	\$11,848.65
		2023 Woodley Park Main Street	Programmatic - Marketing and Advertising	\$3,041.24
		2023 Woodley Park Main Street	Programmatic - Outreach, Programmatic Promotion	\$4,669.00
		2023 Woodley Park Main Street	Programmatic - Placemaking (signs, sculpture, banners, physic	\$9,000.00
		2023 Woodley Park Main Street	Salary - Salary/Payroll/Staffing/Wages/Fringe Benefits	\$60,032.00
		2023 Woodley Park Main Street	Sub-awards - Small Business Technical Assistance	\$14,105.00
		2023 Woodley Park Main Street	Sub-awards - Sub-Grants	\$27,950.50
Subtotal	Sum Count		11	\$150,080.00
Total	Sum Count		269	\$4,214,580.00

FY24 Grants and Cost Category Budget

As of 2024-01-11 09:36:03 Eastern Standard Time/EST • Generated by Virginia Marie Roure • Sorted by Type - Sub Type (Ascending)

Filtered By

Show: All grant records

Date Field: Period of Performance Start equals Current FY (10/1/2023 to 9/30/2024)

Grant Program Name: Grant Program Name contains DC Main

Grant Program Name: Grant Program Name ↑	Grant Application Title	Type - Sub Type	Budgeted Amount
2024 DC Main Streets Barracks Row Main Street	2024 Barracks Row Main Street	Administrative - Non-Profit Indirect Cost Fee	\$19,701.00
	2024 Barracks Row Main Street	Administrative - Reimbursable Overhead	\$13,806.00
	2024 Barracks Row Main Street	Operational - Accounting	\$12,007.00
	2024 Barracks Row Main Street	Operational - Insurance	\$2,500.00
	2024 Barracks Row Main Street	Operational - Professional Development	\$9,507.00
	2024 Barracks Row Main Street	Programmatic - Events (festival, pop ups, community building)	\$20,000.00
	2024 Barracks Row Main Street	Programmatic - Marketing and Advertising	\$6,000.00
	2024 Barracks Row Main Street	Programmatic - Outreach, Programmatic Promotion	\$8,493.00
	2024 Barracks Row Main Street	Salary - Salary/Payroll/Staffing/Wages/Fringe Benefits	\$65,000.85
	2024 Barracks Row Main Street	Sub-awards - Small Business Technical Assistance	\$10,000.00
	2024 Barracks Row Main Street	Sub-awards - Sub-Grants	\$30,000.00
Subtotal	Sum Count	11	\$197,014.85
2024 DC Main Streets Chevy Chase Main Streets	2024 Chevy Chase Main Street District Bridges	Administrative - Non-Profit Indirect Cost Fee	\$19,701.00
	2024 Chevy Chase Main Street District Bridges	Administrative - Reimbursable Overhead	\$3,806.00
	2024 Chevy Chase Main Street District Bridges	Operational - Accounting	\$5,000.00
	2024 Chevy Chase Main Street District Bridges	Operational - Insurance	\$1,000.00
	2024 Chevy Chase Main Street District Bridges	Operational - Professional Development	\$3,000.00
	2024 Chevy Chase Main Street District Bridges	Programmatic - Events (festival, pop ups, community building)	\$20,000.00
	2024 Chevy Chase Main Street District Bridges	Programmatic - Marketing and Advertising	\$6,000.00
	2024 Chevy Chase Main Street District Bridges	Programmatic - Outreach, Programmatic Promotion	\$9,000.00
	2024 Chevy Chase Main Street District Bridges	Programmatic - Placemaking (signs, sculpture, banners, physic	\$4,507.00
	2024 Chevy Chase Main Street District Bridges	Salary - Salary/Payroll/Staffing/Wages/Fringe Benefits	\$75,000.85
	2024 Chevy Chase Main Street District Bridges	Sub-awards - Small Business Technical Assistance	\$10,000.00
2024 Chevy Chase Main Street District Bridges	Sub-awards - Sub-Grants	\$40,000.00	
Subtotal	Sum Count	12	\$197,014.85
2024 DC Main Streets Cleveland Park Main Street	2024 Cleveland Park Main Street District Bridges	Administrative - Non-Profit Indirect Cost Fee	\$19,701.00
	2024 Cleveland Park Main Street District Bridges	Administrative - Reimbursable Overhead	\$3,806.00
	2024 Cleveland Park Main Street District Bridges	Operational - Accounting	\$5,000.00
	2024 Cleveland Park Main Street District Bridges	Operational - Insurance	\$1,000.00
	2024 Cleveland Park Main Street District Bridges	Operational - Professional Development	\$3,000.00
	2024 Cleveland Park Main Street District Bridges	Programmatic - Events (festival, pop ups, community building)	\$20,000.00
	2024 Cleveland Park Main Street District Bridges	Programmatic - Marketing and Advertising	\$6,000.00
	2024 Cleveland Park Main Street District Bridges	Programmatic - Outreach, Programmatic Promotion	\$9,000.00
	2024 Cleveland Park Main Street District Bridges	Programmatic - Placemaking (signs, sculpture, banners, physic	\$4,507.00
	2024 Cleveland Park Main Street District Bridges	Salary - Salary/Payroll/Staffing/Wages/Fringe Benefits	\$75,000.85
	2024 Cleveland Park Main Street District Bridges	Sub-awards - Small Business Technical Assistance	\$10,000.00
2024 Cleveland Park Main Street District Bridges	Sub-awards - Sub-Grants	\$40,000.00	
Subtotal	Sum Count	12	\$197,014.85
2024 DC Main Streets Columbia Heights and Mount Pleasant Main Street	2024 Columbia Heights Mount Pleasant Main Street District	Administrative - Non-Profit Indirect Cost Fee	\$19,701.00
	2024 Columbia Heights Mount Pleasant Main Street District	Operational - Accounting	\$5,000.00
	2024 Columbia Heights Mount Pleasant Main Street District	Operational - Insurance	\$1,000.00
	2024 Columbia Heights Mount Pleasant Main Street District	Operational - Professional Development	\$3,000.00
	2024 Columbia Heights Mount Pleasant Main Street District	Programmatic - Events (festival, pop ups, community building)	\$20,000.00
	2024 Columbia Heights Mount Pleasant Main Street District	Programmatic - Marketing and Advertising	\$6,000.00
	2024 Columbia Heights Mount Pleasant Main Street District	Programmatic - Outreach, Programmatic Promotion	\$9,000.00
	2024 Columbia Heights Mount Pleasant Main Street District	Programmatic - Placemaking (signs, sculpture, banners, physic	\$4,507.00
	2024 Columbia Heights Mount Pleasant Main Street District	Salary - Salary/Payroll/Staffing/Wages/Fringe Benefits	\$78,806.85
	2024 Columbia Heights Mount Pleasant Main Street District	Sub-awards - Small Business Technical Assistance	\$10,000.00
	2024 Columbia Heights Mount Pleasant Main Street District	Sub-awards - Sub-Grants	\$40,000.00
Subtotal	Sum Count	11	\$197,014.85
2024 DC Main Streets Congress Heights Main Street	2024 Congress Heights Main Street	Administrative - Non-Profit Indirect Cost Fee	\$19,701.00
	2024 Congress Heights Main Street	Operational - Accounting	\$2,500.00
	2024 Congress Heights Main Street	Operational - Insurance	\$1,000.00
	2024 Congress Heights Main Street	Operational - Professional Development	\$4,500.00
	2024 Congress Heights Main Street	Programmatic - Events (festival, pop ups, community building)	\$15,507.00
	2024 Congress Heights Main Street	Programmatic - Marketing and Advertising	\$15,000.00
	2024 Congress Heights Main Street	Programmatic - Outreach, Programmatic Promotion	\$10,000.00
	2024 Congress Heights Main Street	Salary - Salary/Payroll/Staffing/Wages/Fringe Benefits	\$78,806.85
	2024 Congress Heights Main Street	Sub-awards - Small Business Technical Assistance	\$10,000.00
	2024 Congress Heights Main Street	Sub-awards - Sub-Grants	\$40,000.00
	Subtotal	Sum Count	10
2024 DC Main Streets Dupont Circle Main Streets	2024 Dupont Circle Main Street	Administrative - Non-Profit Indirect Cost Fee	\$19,701.00
	2024 Dupont Circle Main Street	Operational - Accounting	\$7,200.00
	2024 Dupont Circle Main Street	Operational - Insurance	\$2,800.00
	2024 Dupont Circle Main Street	Operational - Professional Development	\$4,000.00
	2024 Dupont Circle Main Street	Programmatic - Events (festival, pop ups, community building)	\$20,000.00
	2024 Dupont Circle Main Street	Programmatic - Marketing and Advertising	\$7,507.00
	2024 Dupont Circle Main Street	Programmatic - Outreach, Programmatic Promotion	\$17,000.00
	2024 Dupont Circle Main Street	Salary - Salary/Payroll/Staffing/Wages/Fringe Benefits	\$78,806.85
	2024 Dupont Circle Main Street	Sub-awards - Small Business Technical Assistance	\$20,000.00
	2024 Dupont Circle Main Street	Sub-awards - Sub-Grants	\$20,000.00
	Subtotal	Sum Count	10
2024 DC Main Streets Eastern Market Main Street	2024 Eastern Market Main Street	Administrative - Non-Profit Indirect Cost Fee	\$19,701.00
	2024 Eastern Market Main Street	Administrative - Reimbursable Overhead	\$9,552.00
	2024 Eastern Market Main Street	Programmatic - Events (festival, pop ups, community building)	\$20,000.00
	2024 Eastern Market Main Street	Programmatic - Outreach, Programmatic Promotion	\$8,507.00
	2024 Eastern Market Main Street	Programmatic - Placemaking (signs, sculpture, banners, physic	\$25,000.00
	2024 Eastern Market Main Street	Salary - Salary/Payroll/Staffing/Wages/Fringe Benefits	\$69,254.85
	2024 Eastern Market Main Street	Sub-awards - Small Business Technical Assistance	\$5,000.00
	2024 Eastern Market Main Street	Sub-awards - Sub-Grants	\$40,000.00
	2024 Eastern Market Main Street	Sub-awards - Sub-Grants	\$40,000.00
	2024 Eastern Market Main Street	Sub-awards - Sub-Grants	\$40,000.00
	Subtotal	Sum Count	8
2024 DC Main Streets Georgetown Main Street	2024 Georgetown Main Street	Administrative - Non-Profit Indirect Cost Fee	\$19,701.00
	2024 Georgetown Main Street	Administrative - Reimbursable Overhead	\$3,806.00
	2024 Georgetown Main Street	Operational - Accounting	\$4,000.00
	2024 Georgetown Main Street	Operational - Insurance	\$3,600.00
	2024 Georgetown Main Street	Operational - Professional Development	\$2,000.00
	2024 Georgetown Main Street	Programmatic - Events (festival, pop ups, community building)	\$20,000.00
	2024 Georgetown Main Street	Programmatic - Marketing and Advertising	\$1,907.00
	2024 Georgetown Main Street	Programmatic - Outreach, Programmatic Promotion	\$5,000.00
	2024 Georgetown Main Street	Programmatic - Placemaking (signs, sculpture, banners, physic	\$2,000.00
	2024 Georgetown Main Street	Salary - Salary/Payroll/Staffing/Wages/Fringe Benefits	\$75,000.00
	2024 Georgetown Main Street	Sub-awards - Small Business Technical Assistance	\$10,000.00
2024 Georgetown Main Street	Sub-awards - Sub-Grants	\$50,000.00	
Subtotal	Sum Count	12	\$197,014.85
2024 DC Main Streets Glover Park Main Street	2024 Glover Park Main Street	Administrative - Non-Profit Indirect Cost Fee	\$19,701.00
	2024 Glover Park Main Street	Operational - Accounting	\$7,200.00
	2024 Glover Park Main Street	Operational - Insurance	\$3,300.00
	2024 Glover Park Main Street	Operational - Professional Development	\$3,000.00
	2024 Glover Park Main Street	Programmatic - Events (festival, pop ups, community building)	\$20,000.00
	2024 Glover Park Main Street	Programmatic - Marketing and Advertising	\$3,000.00
	2024 Glover Park Main Street	Programmatic - Outreach, Programmatic Promotion	\$13,000.00
	2024 Glover Park Main Street	Programmatic - Placemaking (signs, sculpture, banners, physic	\$3,000.00
	2024 Glover Park Main Street	Programmatic - Report/Study Development and Delivery	\$2,500.00
	2024 Glover Park Main Street	Programmatic - Tools (Tech and Written Aids)	\$1,900.00
	2024 Glover Park Main Street	Salary - Salary/Payroll/Staffing/Wages/Fringe Benefits	\$78,806.85
2024 Glover Park Main Street	Sub-awards - Small Business Technical Assistance	\$10,000.00	
2024 Glover Park Main Street	Sub-awards - Sub-Grants	\$46,507.00	
Subtotal	Sum Count	13	\$197,014.85

2024 DC Main Streets H Street Main Street	2024 H Street Main Street H Street Main Street	Administrative - Non-Profit Indirect Cost Fee	\$19,701.00	
	2024 H Street Main Street H Street Main Street	Administrative - Reimbursable Overhead	\$3,000.00	
	2024 H Street Main Street H Street Main Street	Operational - Accounting	\$7,000.00	
	2024 H Street Main Street H Street Main Street	Operational - Insurance	\$3,000.00	
	2024 H Street Main Street H Street Main Street	Operational - Professional Development	\$3,000.00	
	2024 H Street Main Street H Street Main Street	Programmatic - Council Earmarked Funding Line (review grant)	\$40,000.00	
	2024 H Street Main Street H Street Main Street	Programmatic - Events (festival, pop ups, community building)	\$20,000.00	
	2024 H Street Main Street H Street Main Street	Programmatic - Marketing and Advertising	\$6,000.00	
	2024 H Street Main Street H Street Main Street	Programmatic - Outreach, Programmatic Promotion	\$2,500.00	
	2024 H Street Main Street H Street Main Street	Programmatic - Report/Study Development and Delivery	\$14,007.00	
	2024 H Street Main Street H Street Main Street	Programmatic - Tools (Tech and Written Aids)	\$3,000.00	
	2024 H Street Main Street H Street Main Street	Salary - Salary/Payroll/Staffing/Wages/Fringe Benefits	\$75,806.85	
	2024 H Street Main Street H Street Main Street	Sub-awards - Small Business Technical Assistance	\$15,000.00	
	2024 H Street Main Street H Street Main Street	Sub-awards - Sub-Grants	\$25,000.00	
Subtotal	Sum Count	14	\$237,014.85	
2024 DC Main Streets Logan Circle Main Street	2024 Logan Circle Main Street District Bridges	Administrative - Non-Profit Indirect Cost Fee	\$19,701.00	
	2024 Logan Circle Main Street District Bridges	Operational - Accounting	\$5,000.00	
	2024 Logan Circle Main Street District Bridges	Operational - Insurance	\$1,000.00	
	2024 Logan Circle Main Street District Bridges	Operational - Professional Development	\$3,000.00	
	2024 Logan Circle Main Street District Bridges	Programmatic - Events (festival, pop ups, community building)	\$20,000.00	
	2024 Logan Circle Main Street District Bridges	Programmatic - Marketing and Advertising	\$6,000.00	
	2024 Logan Circle Main Street District Bridges	Programmatic - Outreach, Programmatic Promotion	\$9,000.00	
	2024 Logan Circle Main Street District Bridges	Programmatic - Placemaking (signs, sculpture, banners, physic	\$4,507.00	
	2024 Logan Circle Main Street District Bridges	Salary - Salary/Payroll/Staffing/Wages/Fringe Benefits	\$78,806.85	
	2024 Logan Circle Main Street District Bridges	Sub-awards - Small Business Technical Assistance	\$10,000.00	
	2024 Logan Circle Main Street District Bridges	Sub-awards - Sub-Grants	\$40,000.00	
	Subtotal	Sum Count	11	\$197,014.85
	2024 DC Main Streets Lower Georgia Avenue Main Street	2024 Lower Georgia Avenue District Bridges	Administrative - Non-Profit Indirect Cost Fee	\$19,701.00
		2024 Lower Georgia Avenue District Bridges	Administrative - Reimbursable Overhead	\$3,806.00
2024 Lower Georgia Avenue District Bridges		Operational - Accounting	\$5,000.00	
2024 Lower Georgia Avenue District Bridges		Operational - Insurance	\$1,000.00	
2024 Lower Georgia Avenue District Bridges		Operational - Professional Development	\$3,000.00	
2024 Lower Georgia Avenue District Bridges		Programmatic - Events (festival, pop ups, community building)	\$15,000.00	
2024 Lower Georgia Avenue District Bridges		Programmatic - Marketing and Advertising	\$6,000.00	
2024 Lower Georgia Avenue District Bridges		Programmatic - Outreach, Programmatic Promotion	\$9,000.00	
2024 Lower Georgia Avenue District Bridges		Programmatic - Placemaking (signs, sculpture, banners, physic	\$9,507.00	
2024 Lower Georgia Avenue District Bridges		Salary - Salary/Payroll/Staffing/Wages/Fringe Benefits	\$75,806.85	
2024 Lower Georgia Avenue District Bridges		Sub-awards - Small Business Technical Assistance	\$10,000.00	
2024 Lower Georgia Avenue District Bridges		Sub-awards - Sub-Grants	\$40,000.00	
Subtotal		Sum Count	12	\$197,014.85
2024 DC Main Streets Minnesota Avenue Main Street		2024 Minnesota Avenue Main Street H Street Main Street	Administrative - Non-Profit Indirect Cost Fee	\$19,701.00
	2024 Minnesota Avenue Main Street H Street Main Street	Administrative - Reimbursable Overhead	\$3,000.00	
	2024 Minnesota Avenue Main Street H Street Main Street	Operational - Accounting	\$7,000.00	
	2024 Minnesota Avenue Main Street H Street Main Street	Operational - Insurance	\$3,000.00	
	2024 Minnesota Avenue Main Street H Street Main Street	Operational - Professional Development	\$3,000.00	
	2024 Minnesota Avenue Main Street H Street Main Street	Programmatic - Events (festival, pop ups, community building)	\$15,000.00	
	2024 Minnesota Avenue Main Street H Street Main Street	Programmatic - Marketing and Advertising	\$6,000.00	
	2024 Minnesota Avenue Main Street H Street Main Street	Programmatic - Outreach, Programmatic Promotion	\$6,507.00	
	2024 Minnesota Avenue Main Street H Street Main Street	Programmatic - Report/Study Development and Delivery	\$15,000.00	
	2024 Minnesota Avenue Main Street H Street Main Street	Programmatic - Tools (Tech and Written Aids)	\$3,000.00	
	2024 Minnesota Avenue Main Street H Street Main Street	Salary - Salary/Payroll/Staffing/Wages/Fringe Benefits	\$75,806.85	
	2024 Minnesota Avenue Main Street H Street Main Street	Sub-awards - Small Business Technical Assistance	\$15,000.00	
	2024 Minnesota Avenue Main Street H Street Main Street	Sub-awards - Sub-Grants	\$25,000.00	
	Subtotal	Sum Count	13	\$197,014.85
2024 DC Main Streets North Capitol Main Street	2024 North Capitol Main Street	Administrative - Non-Profit Indirect Cost Fee	\$19,701.00	
	2024 North Capitol Main Street	Administrative - Reimbursable Overhead	\$1,800.00	
	2024 North Capitol Main Street	Operational - Accounting	\$9,000.00	
	2024 North Capitol Main Street	Operational - Insurance	\$2,000.00	
	2024 North Capitol Main Street	Operational - Professional Development	\$3,000.00	
	2024 North Capitol Main Street	Programmatic - Events (festival, pop ups, community building)	\$20,000.00	
	2024 North Capitol Main Street	Programmatic - Marketing and Advertising	\$12,000.00	
	2024 North Capitol Main Street	Programmatic - Outreach, Programmatic Promotion	\$2,000.00	
	2024 North Capitol Main Street	Programmatic - Report/Study Development and Delivery	\$4,000.00	
	2024 North Capitol Main Street	Programmatic - Tools (Tech and Written Aids)	\$3,000.00	
	2024 North Capitol Main Street	Salary - Salary/Payroll/Staffing/Wages/Fringe Benefits	\$77,006.85	
	2024 North Capitol Main Street	Sub-awards - Small Business Technical Assistance	\$43,507.00	
	2024 North Capitol Main Street	Sub-awards - Sub-Grants	\$197,014.85	
	Subtotal	Sum Count	12	\$197,014.85
2024 DC Main Streets Palisades Main Street	2024 Palisades Main Street	Administrative - Non-Profit Indirect Cost Fee	\$19,701.00	
	2024 Palisades Main Street	Administrative - Reimbursable Overhead	\$2,000.00	
	2024 Palisades Main Street	Operational - Accounting	\$12,100.00	
	2024 Palisades Main Street	Operational - Insurance	\$150.00	
	2024 Palisades Main Street	Operational - Professional Development	\$500.00	
	2024 Palisades Main Street	Programmatic - Events (festival, pop ups, community building)	\$7,500.00	
	2024 Palisades Main Street	Programmatic - Marketing and Advertising	\$4,013.00	
	2024 Palisades Main Street	Programmatic - Outreach, Programmatic Promotion	\$5,932.00	
	2024 Palisades Main Street	Programmatic - Report/Study Development and Delivery	\$750.00	
	2024 Palisades Main Street	Salary - Salary/Payroll/Staffing/Wages/Fringe Benefits	\$10,968.00	
	2024 Palisades Main Street	Sub-awards - Small Business Technical Assistance	\$15,000.00	
	2024 Palisades Main Street	Sub-awards - Sub-Grants	\$73,000.00	
	Subtotal	Sum Count	12	\$197,014.85
	2024 DC Main Streets Pennsylvania Ave East Main Streets	2024 Pennsylvania Avenue East Main Street	Administrative - Non-Profit Indirect Cost Fee	\$19,701.00
2024 Pennsylvania Avenue East Main Street		Operational - Accounting	\$3,500.00	
2024 Pennsylvania Avenue East Main Street		Operational - Insurance	\$2,500.00	
2024 Pennsylvania Avenue East Main Street		Operational - Professional Development	\$5,507.00	
2024 Pennsylvania Avenue East Main Street		Programmatic - Events (festival, pop ups, community building)	\$20,000.00	
2024 Pennsylvania Avenue East Main Street		Programmatic - Marketing and Advertising	\$6,000.00	
2024 Pennsylvania Avenue East Main Street		Programmatic - Outreach, Programmatic Promotion	\$6,000.00	
2024 Pennsylvania Avenue East Main Street		Programmatic - Placemaking (signs, sculpture, banners, physic	\$5,000.00	
2024 Pennsylvania Avenue East Main Street		Programmatic - Report/Study Development and Delivery	\$10,000.00	
2024 Pennsylvania Avenue East Main Street		Salary - Salary/Payroll/Staffing/Wages/Fringe Benefits	\$78,806.85	
2024 Pennsylvania Avenue East Main Street		Sub-awards - Small Business Technical Assistance	\$15,000.00	
2024 Pennsylvania Avenue East Main Street		Sub-awards - Sub-Grants	\$25,000.00	
Subtotal		Sum Count	12	\$197,014.85
2024 DC Main Streets Petworth Main Street		2024 Petworth Main Street Uptown Community Initiative	Administrative - Non-Profit Indirect Cost Fee	\$19,701.00
	2024 Petworth Main Street Uptown Community Initiative	Operational - Accounting	\$7,500.00	
	2024 Petworth Main Street Uptown Community Initiative	Operational - Insurance	\$2,300.00	
	2024 Petworth Main Street Uptown Community Initiative	Operational - Professional Development	\$3,274.00	
	2024 Petworth Main Street Uptown Community Initiative	Programmatic - Events (festival, pop ups, community building)	\$20,000.00	
	2024 Petworth Main Street Uptown Community Initiative	Programmatic - Marketing and Advertising	\$2,000.00	
	2024 Petworth Main Street Uptown Community Initiative	Programmatic - Outreach, Programmatic Promotion	\$4,000.00	
	2024 Petworth Main Street Uptown Community Initiative	Salary - Salary/Payroll/Staffing/Wages/Fringe Benefits	\$75,500.85	
	2024 Petworth Main Street Uptown Community Initiative	Sub-awards - Small Business Technical Assistance	\$6,739.00	
	2024 Petworth Main Street Uptown Community Initiative	Sub-awards - Sub-Grants	\$55,000.00	
	Subtotal	Sum Count	10	\$197,014.85
	2024 DC Main Streets Rhode Island Avenue Main Street	2024 Rhode Island Avenue Main Street DC Squared	Administrative - Non-Profit Indirect Cost Fee	\$19,701.00
		2024 Rhode Island Avenue Main Street DC Squared	Operational - Accounting	\$7,507.00
		2024 Rhode Island Avenue Main Street DC Squared	Operational - Insurance	\$1,000.00
2024 Rhode Island Avenue Main Street DC Squared		Operational - Professional Development	\$1,000.00	
2024 Rhode Island Avenue Main Street DC Squared		Programmatic - Events (festival, pop ups, community building)	\$20,000.00	
2024 Rhode Island Avenue Main Street DC Squared		Programmatic - Marketing and Advertising	\$6,000.00	
2024 Rhode Island Avenue Main Street DC Squared		Programmatic - Outreach, Programmatic Promotion	\$10,000.00	
2024 Rhode Island Avenue Main Street DC Squared		Programmatic - Report/Study Development and Delivery	\$3,000.00	
2024 Rhode Island Avenue Main Street DC Squared		Salary - Salary/Payroll/Staffing/Wages/Fringe Benefits	\$78,806.85	
2024 Rhode Island Avenue Main Street DC Squared		Sub-awards - Small Business Technical Assistance	\$10,000.00	
2024 Rhode Island Avenue Main Street DC Squared		Sub-awards - Sub-Grants	\$40,000.00	
Subtotal		Sum Count	11	\$197,014.85
2024 DC Main Streets Shaw Main Street		2024 Shaw Main Street	Administrative - Non-Profit Indirect Cost Fee	\$19,701.00
		2024 Shaw Main Street	Operational - Accounting	\$10,000.00
	2024 Shaw Main Street	Operational - Insurance	\$5,000.00	
	2024 Shaw Main Street	Operational - Professional Development	\$2,500.00	

		2024 Shaw Main Street	Programmatic - Council Earmarked Funding Line (review grant	\$70,000.00
		2024 Shaw Main Street	Programmatic - Events (festival, pop ups, community building)	\$20,000.00
		2024 Shaw Main Street	Programmatic - Marketing and Advertising	\$6,000.00
		2024 Shaw Main Street	Programmatic - Placemaking (signs, sculpture, banners, physic	\$10,000.00
		2024 Shaw Main Street	Programmatic - Report/Study Development and Delivery	\$5,507.00
		2024 Shaw Main Street	Salary - Salary/Payroll/Staffing/Wages/Fringe Benefits	\$78,806.85
		2024 Shaw Main Street	Sub-awards - Small Business Technical Assistance	\$25,000.00
		2024 Shaw Main Street	Sub-awards - Sub-Grants	\$15,000.00
Subtotal	Sum			\$267,014.85
	Count		12	
2024 DC Main Streets Tenleytown Main Street		2024 Tenleytown Main Street	Administrative - Non-Profit Indirect Cost Fee	\$19,701.00
		2024 Tenleytown Main Street	Operational - Accounting	\$10,000.00
		2024 Tenleytown Main Street	Operational - Insurance	\$4,000.00
		2024 Tenleytown Main Street	Operational - Professional Development	\$3,000.00
		2024 Tenleytown Main Street	Programmatic - Events (festival, pop ups, community building)	\$20,000.00
		2024 Tenleytown Main Street	Programmatic - Marketing and Advertising	\$6,000.00
		2024 Tenleytown Main Street	Programmatic - Outreach, Programmatic Promotion	\$15,507.00
		2024 Tenleytown Main Street	Salary - Salary/Payroll/Staffing/Wages/Fringe Benefits	\$78,806.85
		2024 Tenleytown Main Street	Sub-awards - Small Business Technical Assistance	\$10,000.00
		2024 Tenleytown Main Street	Sub-awards - Sub-Grants	\$30,000.00
Subtotal	Sum			\$197,014.85
	Count		10	
2024 DC Main Streets The Parks Main Street		2024 The Parks Main Street	Administrative - Non-Profit Indirect Cost Fee	\$19,701.00
		2024 The Parks Main Street	Operational - Accounting	\$7,000.00
		2024 The Parks Main Street	Operational - Insurance	\$1,000.00
		2024 The Parks Main Street	Operational - Professional Development	\$3,500.00
		2024 The Parks Main Street	Programmatic - Events (festival, pop ups, community building)	\$20,000.00
		2024 The Parks Main Street	Programmatic - Marketing and Advertising	\$6,000.00
		2024 The Parks Main Street	Programmatic - Outreach, Programmatic Promotion	\$9,007.00
		2024 The Parks Main Street	Programmatic - Report/Study Development and Delivery	\$12,000.00
		2024 The Parks Main Street	Salary - Salary/Payroll/Staffing/Wages/Fringe Benefits	\$78,806.85
		2024 The Parks Main Street	Sub-awards - Small Business Technical Assistance	\$10,000.00
		2024 The Parks Main Street	Sub-awards - Sub-Grants	\$30,000.00
Subtotal	Sum			\$197,014.85
	Count		11	
2024 DC Main Streets Upper Bladensburg Road Main Street		2024 Upper Bladensburg Road Main Street	Administrative - Non-Profit Indirect Cost Fee	\$19,701.00
		2024 Upper Bladensburg Road Main Street	Operational - Accounting	\$7,507.00
		2024 Upper Bladensburg Road Main Street	Operational - Insurance	\$1,000.00
		2024 Upper Bladensburg Road Main Street	Operational - Professional Development	\$1,000.00
		2024 Upper Bladensburg Road Main Street	Programmatic - Events (festival, pop ups, community building)	\$20,000.00
		2024 Upper Bladensburg Road Main Street	Programmatic - Marketing and Advertising	\$6,000.00
		2024 Upper Bladensburg Road Main Street	Programmatic - Outreach, Programmatic Promotion	\$10,000.00
		2024 Upper Bladensburg Road Main Street	Programmatic - Report/Study Development and Delivery	\$3,000.00
		2024 Upper Bladensburg Road Main Street	Salary - Salary/Payroll/Staffing/Wages/Fringe Benefits	\$78,806.85
		2024 Upper Bladensburg Road Main Street	Sub-awards - Small Business Technical Assistance	\$10,000.00
		2024 Upper Bladensburg Road Main Street	Sub-awards - Sub-Grants	\$40,000.00
Subtotal	Sum			\$197,014.85
	Count		11	
2024 DC Main Streets Uptown Main Street		2024 Uptown Main Street	Administrative - Non-Profit Indirect Cost Fee	\$19,701.00
		2024 Uptown Main Street	Operational - Accounting	\$7,500.00
		2024 Uptown Main Street	Operational - Insurance	\$2,300.00
		2024 Uptown Main Street	Operational - Professional Development	\$3,274.00
		2024 Uptown Main Street	Programmatic - Events (festival, pop ups, community building)	\$20,000.00
		2024 Uptown Main Street	Programmatic - Marketing and Advertising	\$2,000.00
		2024 Uptown Main Street	Programmatic - Outreach, Programmatic Promotion	\$4,000.00
		2024 Uptown Main Street	Salary - Salary/Payroll/Staffing/Wages/Fringe Benefits	\$76,500.85
		2024 Uptown Main Street	Sub-awards - Small Business Technical Assistance	\$6,739.00
		2024 Uptown Main Street	Sub-awards - Sub-Grants	\$55,000.00
Subtotal	Sum			\$197,014.85
	Count		10	
2024 DC Main Streets U Street Main Street		2024 U Street Main Street	Administrative - Non-Profit Indirect Cost Fee	\$19,701.00
		2024 U Street Main Street	Operational - Accounting	\$5,000.00
		2024 U Street Main Street	Operational - Insurance	\$1,000.00
		2024 U Street Main Street	Operational - Professional Development	\$3,000.00
		2024 U Street Main Street	Programmatic - Events (festival, pop ups, community building)	\$20,000.00
		2024 U Street Main Street	Programmatic - Marketing and Advertising	\$6,000.00
		2024 U Street Main Street	Programmatic - Outreach, Programmatic Promotion	\$9,000.00
		2024 U Street Main Street	Programmatic - Placemaking (signs, sculpture, banners, physic	\$4,507.00
		2024 U Street Main Street	Salary - Salary/Payroll/Staffing/Wages/Fringe Benefits	\$78,806.85
		2024 U Street Main Street	Sub-awards - Small Business Technical Assistance	\$10,000.00
		2024 U Street Main Street	Sub-awards - Sub-Grants	\$40,000.00
Subtotal	Sum			\$197,014.85
	Count		11	
2024 DC Main Streets Van Ness Main Street		2024 Van Ness Main Street	Administrative - Non-Profit Indirect Cost Fee	\$19,701.00
		2024 Van Ness Main Street	Operational - Accounting	\$7,000.00
		2024 Van Ness Main Street	Operational - Insurance	\$2,999.00
		2024 Van Ness Main Street	Operational - Marketing/Communications non-programmatic	\$2,500.00
		2024 Van Ness Main Street	Operational - Professional Development	\$2,500.00
		2024 Van Ness Main Street	Programmatic - Events (festival, pop ups, community building)	\$20,000.00
		2024 Van Ness Main Street	Programmatic - Outreach, Programmatic Promotion	\$30,000.00
		2024 Van Ness Main Street	Programmatic - Placemaking (signs, sculpture, banners, physic	\$1,015.00
		2024 Van Ness Main Street	Salary - Salary/Payroll/Staffing/Wages/Fringe Benefits	\$71,299.85
		2024 Van Ness Main Street	Sub-awards - Small Business Technical Assistance	\$10,000.00
		2024 Van Ness Main Street	Sub-awards - Sub-Grants	\$30,000.00
Subtotal	Sum			\$197,014.85
	Count		11	
2024 DC Main Streets Woodley Park Main Street		2024 Woodley Park Main Street	Administrative - Non-Profit Indirect Cost Fee	\$19,701.00
		2024 Woodley Park Main Street	Operational - Accounting	\$1,000.00
		2024 Woodley Park Main Street	Operational - Insurance	\$1,000.00
		2024 Woodley Park Main Street	Operational - Professional Development	\$3,000.00
		2024 Woodley Park Main Street	Programmatic - Events (festival, pop ups, community building)	\$20,000.00
		2024 Woodley Park Main Street	Programmatic - Marketing and Advertising	\$6,000.00
		2024 Woodley Park Main Street	Programmatic - Outreach, Programmatic Promotion	\$4,000.00
		2024 Woodley Park Main Street	Salary - Salary/Payroll/Staffing/Wages/Fringe Benefits	\$78,806.85
		2024 Woodley Park Main Street	Sub-awards - Small Business Technical Assistance	\$19,507.00
		2024 Woodley Park Main Street	Sub-awards - Sub-Grants	\$44,000.00
Subtotal	Sum			\$197,014.85
	Count		10	
Total	Sum			\$5,232,384.40
	Count		292	

Clean Team Name	Grantee	FY23 Budget	FY24 Budget
12th Street, NE Clean Team	Clean Decisions, LLC	\$117,730.64	\$118,296.14
Adams Morgan Clean Team	Adams Morgan Partnership Business Improvement District, Inc.	\$149,862.64	\$143,678.14
Alabama Ave Clean Team	Congress Heights Community Training and Development Corporation	\$108,112.64	\$108,678.14
Anacostia Clean Team	Anacostia Business Improvement District Corporation	\$159,612.64	\$160,178.14
Barracks Row Clean Team	Barracks Row Main Street, Inc.	\$119,112.64	\$119,678.14
Bellevue Clean Team	Congress Heights Community Training and Development Corporation	\$118,612.64	\$119,178.14
Benning Road (Ward 6) Clean Team	H Street Main Street, Inc.	\$108,112.64	\$108,678.14
Benning Road (Ward 7) Clean Team	H Street Main Street, Inc.	\$118,112.64	\$118,678.14
Bladensburg Road Clean Team	Career Path DC	\$143,112.64	\$143,678.14
Congress Heights Clean Team	Congress Heights Community Training and Development Corporation	\$129,612.64	\$130,178.14
Connecticut Avenue Clean Team	Clean Decisions, LLC	\$113,094.64	\$113,660.14
Deanwood Heights Clean Team	Deanwood Heights Main Streets, Inc. dba Ward 7 Business Partnership	\$145,112.64	\$145,678.14
Dupont Circle Clean Team	Historic Dupont Circle Main Streets	\$177,112.64	\$177,678.14
Eastern Market Clean Team	Capitol Hill Business Improvement District	\$135,982.64	\$136,548.14
Eckington Clean Team	Saving Our Next Generation	\$175,000.00	\$175,565.50
Fort Lincoln Drive, NE (Residential) Clean Team	Saving Our Next Generation	\$105,112.64	\$105,678.14
Georgia Avenue Clean Team	Emory Beacon of Light	\$113,094.64	\$113,660.14
Glover Park Clean Team	Clean Decisions, LLC	\$209,112.64	\$209,678.14
H Street, NE Clean Team	H Street Main Street, Inc.	\$137,112.64	\$137,678.14
Ivy City Clean Team	H Street Main Street, Inc.	\$135,982.64	\$136,548.14
Kennedy Street Clean Team	Career Path DC	\$111,730.64	\$112,296.14
Lower Georgia Avenue Clean Team	Saving Our Next Generation	\$413,201.64	\$105,678.14
Mid-City Clean Team	Capitol Hill Business Improvement District	\$288,456.64	\$413,767.14
Minnesota Avenue Clean Team	Career Path DC	\$113,094.64	\$302,522.14

Mount Vernon Triangle Clean Team	Mount Vernon Triangle Community Improvement District	\$137,112.64	\$113,660.14
New York Avenue, NE Clean Team	Career Path DC	\$130,112.64	\$137,678.14
North Capitol Street Clean Team	North Capitol Main Street	\$129,112.64	\$130,678.14
Pennsylvania Avenue, SE Clean Team	Capitol Hill Business Improvement District	\$118,112.64	\$129,678.14
Rhode Island Avenue, NE Clean Team	Friends of Rhode Island Avenue	\$131,112.64	\$118,678.14
Shaw Clean Team	Shaw Main Streets, Inc.	\$228,862.64	\$131,678.14
South Dakota Avenue, NE Clean Team	Career Path DC	\$105,112.64	\$237,428.14
Trinidad Clean Team	Saving Our Next Generation	\$165,112.64	\$165,678.14
Upper 14th Street, NW Clean Team	Career Path DC	\$108,112.64	\$108,678.14
Upper Bladensburg Road, NE Clean Team	Career Path DC	\$105,112.64	\$105,678.14
Upper Georgia Avenue Clean Team	Emory Beacon of Light	\$211,112.64	\$211,678.14
Ward 1 Clean Team	Career Path DC	\$431,194.64	\$398,010.14
Ward 5 (Roving) Clean Team	Saving Our Next Generation	\$300,000.00	\$300,565.50
Ward 7 (Roving) Clean Team	Career Path DC	\$287,075.00	\$287,640.50
Ward 8 (Roving) Clean Team	Career Path DC	\$300,000.00	\$300,565.50
Wisconsin Avenue Clean Team	Tenleytown Group dba Tenleytown Main Street	\$174,633.64	\$195,199.14

Main Street Name	Grantee Name
Barracks Row Main Street	Barracks Row Main Street
Chevy Chase Main Street	Columbia Heights Day Initiative dba District Bridges
Cleveland Park Main Street	Columbia Heights Day Initiative dba District Bridges
Columbia Heights and Mount Pleasant Main Streets	Columbia Heights Day Initiative dba District Bridges
Congress Heights Main Street	Congress Heights Community Training and Development Corporation
Deanwood Heights Main Street	Deanwood Heights Main Street, Inc. dba Ward 7 Business Partnership
Dupont Circle Main Street	Historic Dupont Circle Main Streets
Eastern Market Main Street	Merchant Row Association Corporation
Georgetown Main Street	Friends of Georgetown
Glover Park Main Street	Glover Park Alliance
H Street Main Street	H Street Main Street
Logan Circle Main Street	Columbia Heights Day Initiative dba District Bridges
Lower Georgia Avenue Main Street	Columbia Heights Day Initiative dba District Bridges
Minnesota Avenue Main Street (June 1, 2024-present)	H Street Main Street
Minnesota Avenue Main Street (October 1, 2023 - May 31, 2024)	Washington Area Community Investment Fund
North Capitol Main Street	North Capitol Main Street
Palisades Main Street	Palisades Citizens Association dba Palisades Community Association
Pennsylvania Avenue East Main Street	Marshall Heights Community Development Organization and Deanwood Heights Main Streets, Inc. dba Ward 7 Business Partnership
Petworth Main Street	Uptown Community Initiative
Rhode Island Avenue Main Street	Friends of Rhode Island Avenue, NE
Shaw Main Street	Shaw Main Streets, Inc.
Tenleytown Main Street	Tenleytown Group, Inc.
The Parks Main Street	Center For Non Profit Advancement
U Street Main Street	Columbia Heights Day Initiative dba District Bridges
Upper Bladensburg Road Main Street	Friends of Rhode Island Avenue, NE
Upper Georgia Avenue Main Street	Center For Non Profit Advancement
Uptown Main Street	Uptown Community Initiative
Van Ness Main Street	Van Ness Group
Woodley Park Main Street	Historic Dupont Circle Main Streets