

Office of the People's Counsel ("OPC")
FY 22-23 Performance Oversight Hearing Responses
Before the
Committee on Business and Economic Development
Kenyan McDuffie, Chairperson
February 28, 2024

Racial Equity

1. In the context of the agency and its mission, what are three areas, programs, or initiatives where you see the most opportunity to address racial inequity?

The Office of the People's Counsel identifies affordability, education, and interconnection as the primary areas where it can effectively address racial inequity.

Affordability:

In the ongoing Pepco rate case, the Office is actively working to establish an affordability index, which serves as a valuable tool in addressing racial inequity. This index aims to achieve three crucial objectives. First, it provides an updated profile of consumers experiencing the highest energy burden. Second, it highlights the impact of rate increases across different demographics. Third, it enables stakeholders to adapt existing affordability programs or create new ones, ensuring that consumers, particularly from marginalized communities, can better afford essential utility services.

Education:

Extensive educational outreach is a cornerstone of the Office's efforts to inform all clients about utility issues and empower their participation in decision-making processes. Special emphasis is placed on educating young people of color, enabling them to comprehend climate issues and advocate effectively in decisions related to climate issues.

Interconnection:

The Office recognizes the financial barriers preventing low-income consumers from adopting distributed energy resources, such as solar arrays on homes. Consequently, a priority is placed on ensuring a clear understanding of the interconnection process and ensuring Pepco complies with the Commission's rules governing interconnection. This proactive approach aims to guarantee that consumers, especially those from economically disadvantaged backgrounds, fully benefit from community solar initiatives.

2. Do you think there are any areas/programs where the agency has had success in building racial equity over the past year? What areas or programs?

The Office has had success in the past year in building racial equity through education. Over this past year, the Office litigated a Washington Gas rate case. The Office conducted an education campaign to inform consumers about the policies and issues impacting them that were being examined. Once informed, consumers were able to speak directly to the policymakers and decision-makers about the impact of policies and potential cost decisions on their quality of life. OPC targeted our outreach to residents in wards with high minority populations that frequently do not have timely access to issues that impact them. In addition, we utilize the Black press to inform their readers and listeners about relevant utility issues. The communities receive tangible and targeted benefits through our that measurably mitigates systemic inequities, including rate and service disparities. OPC is also working with churches, Mosques and other faith-based organizations.

In addition to our education and outreach efforts, the Office has begun developing an affordability index. The index will give all stakeholders a real-time status of how many consumers have an energy burden. According to the affordability study conducted by OPC in 2020, 67% of the low to moderate-income population is African American, and African American households represent a large share of the SNAP-eligible population. The new index will have greater detail about which racial groups have the highest energy burden and are subscribed to existing low-income energy programs. OPC has started discussions with DOEE on how to use the index to design affordability programs to increase participation.

3. Consider the demographic data the agency collects, tracks, and evaluates as part of its Operations. Do you collect information on race and geographic area? If not, why not?

OPC currently collects demographic information including race as part of our consumer intake process. OPC uses this information to create outreach materials for these communities.

- 1. To select utility consumers by ward and housing type to conduct energy survey studies.*
- 2. To identify bill arrearages among Pepco, WGL, and DC Water by zip code and building type so that appropriate education, advocacy, and policy measures can be developed for consumers that are disproportionately impacted by arrearages, and*
- 3. To assess whether solar (rooftop or community solar) is installed equitably across all eight wards.*
- 4. The Office of the People's Counsel collects Diversity Equity and Inclusion (DEI) information including geography (Ward) and race. The data recorded from the DEI information assists OPC in our outreach strategy and messaging. The consumer can decline the answer by stating, "I prefer not to answer."*

- 4. Consider one operational data point and one performance data point where you collect race information or could collect race information. How could the agency use this data to inform future programmatic decisions?**

The Office collects data on geographic areas and races.

- 1. As an operational data point the office of the People's Counsel collects DEI information including geography (Ward and Race) as part of the consumer intake process. The data recorded from the DEI information assists OPC in our outreach strategy and messaging.*
- 2. As part of OPC's performance data, the agency uses DEI information to report the number of consumer education meetings based on complaint data. This metric is part of OPC's strategic performance plan and helps to target agency resources more efficiently.*

5. What are two new areas or programs where the agency has significant potential to succeed in building racial equity? Please elaborate on why you chose those two areas.

As noted in answer number 2, OPC will have an opportunity to succeed in building racial equity in the area of utility affordability by using a soon-to-be-developed affordability index and working collaboratively with DOEE to develop effective programs to assist consumers pay for utility service.

Another area where OPC will have an opportunity to build racial equity is through educating young people about climate issues. As young people of color are empowered to participate in the decision-making process about climate issues, they will be able to produce better outcomes for their communities.

6. Consider what a racially equitable District of Columbia would look like. What are three ways your agency's operations would reflect this achievement?

A racially equitable District of Columbia, in its broadest and most aspirational terms, would create an environment where the transfer of benefits and opportunities are not defined by race or economic standing. The first step in reaching any level of social parity is to identify the problem, look for the root causes, determine potential solutions including the resources that are needed to make a meaningful difference and curate a plan to solve the problem. Unfortunately, solving racial inequity is not that simple. The District's commitment to requiring every government agency to affirmatively incorporate racial equity in its operations is a giant first step. Coordination among agencies will play a huge role in the success of the District's endeavors.

- 1. Affordability – affordability would be reflected over time with a trend showing fewer people have a heavy energy burden and are better able to pay their utility bills.*
- 2. Education – education would be reflected in increased consumer participation in proceedings and hearings that impact their lives.*
- 3. Participation in sustainability – an increase in the number of consumers using distributed energy resources would be the measure of this achievement.*

General Questions

1. Is the agency operating under a full or partial hiring freeze? If so, why?

No, the agency is not under a full or partial hiring freeze.

2. Please provide a current organizational chart for the agency, as of January 2024, including the number of vacant, frozen, and filled positions in each division or subdivision. Include the names and titles of all senior personnel and note the date that the information was collected on the chart.

a. Please provide an explanation of the roles and responsibilities of each division and subdivision.

The Directorate Division determines policy consistent with the agency's mission to advocate for and protect the interests of DC utility consumers.

The Operations Division is responsible for agency fiscal management, procurement, human resources, staff development, benefits administration, communications, policy, and information technology functions.

The Litigation Services Division engages diverse energy, telecommunications, technical, and market monitoring functions as it litigates cases involving utility companies before the Public Service Commission, federal regulatory agencies, and the DC Court of Appeals.

The Consumer Services Division provides education and outreach on utility issues to District consumers, assists in the resolution of consumer complaints, and provides technical assistance to lay advocates seeking to participate in the regulatory process.

The Water Services Division serves as the statutory advocate for water consumers in the District of Columbia. WSD provides legal advocacy, education and outreach, and individual complaint resolution assistance for consumers. WSD reviews DC Water's biannual budget and rate adjustment proposal and submits testimony based on its analysis of the rate proposal.

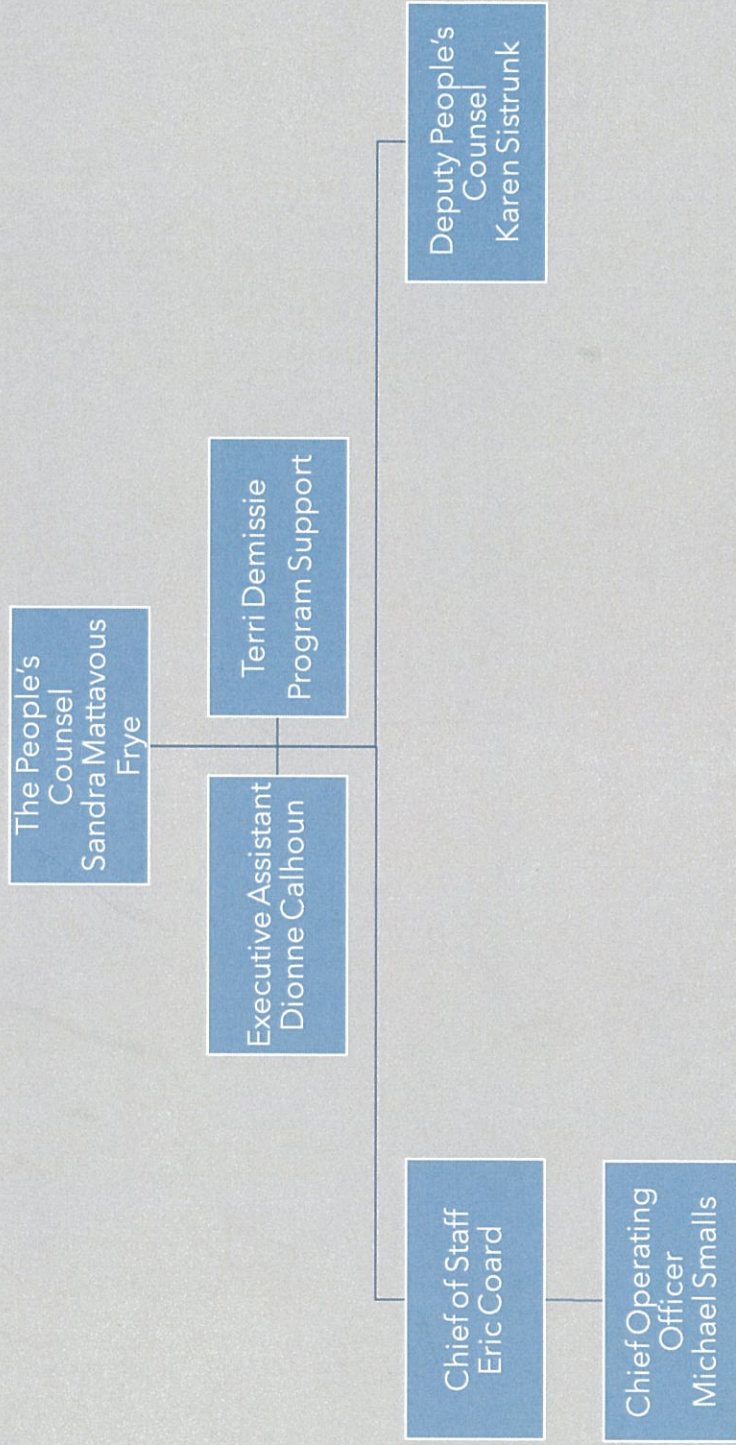
b. Please provide a narrative explanation of any changes to the organizational chart made during the previous year.

Refer to Attachment 2 for organizational charts.

ATTACHMENT 2
GENERAL QUESTIONS

DIVISIONAL ORG CHARTS
Attachment 2B

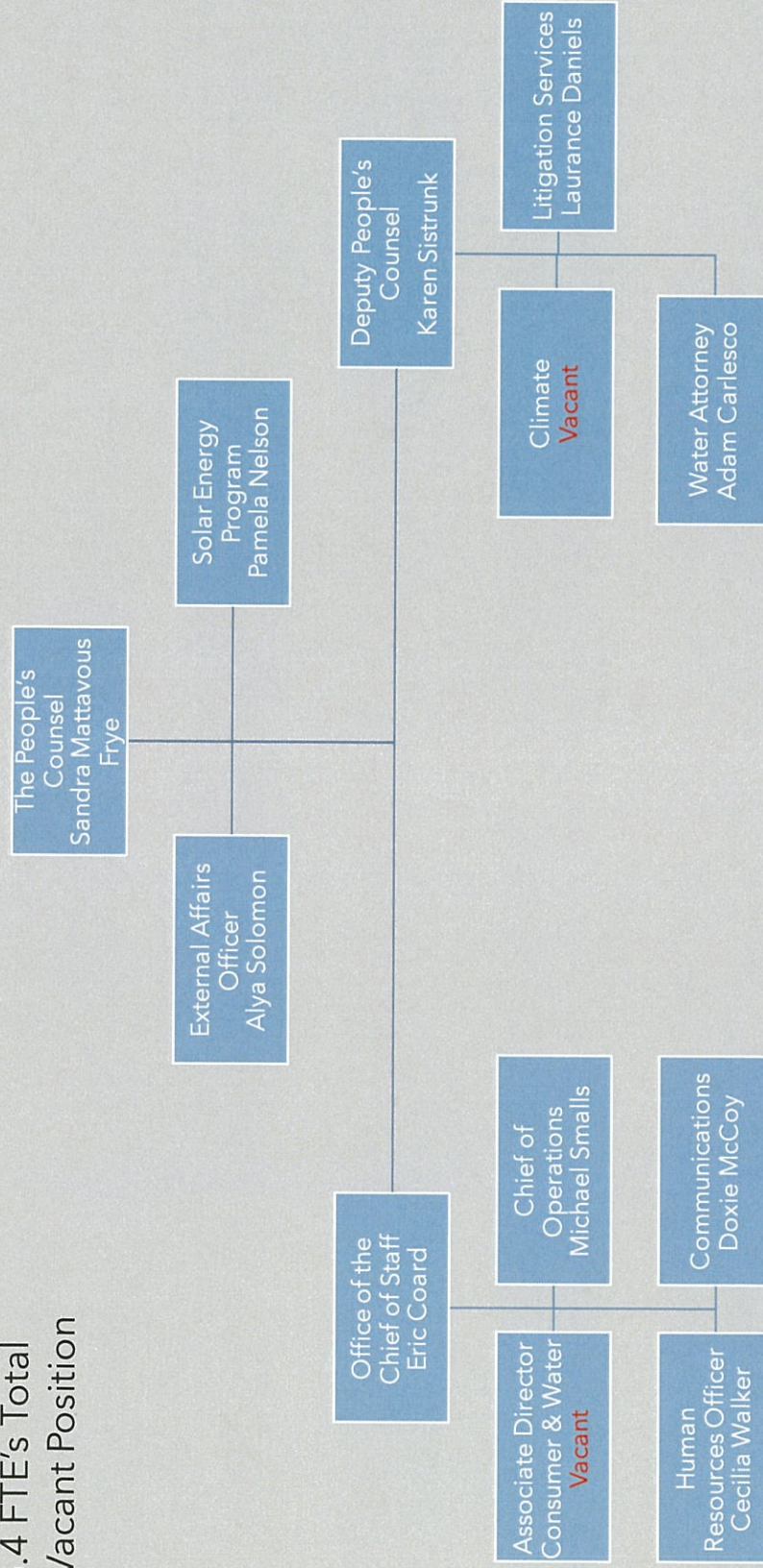
Directorate Level



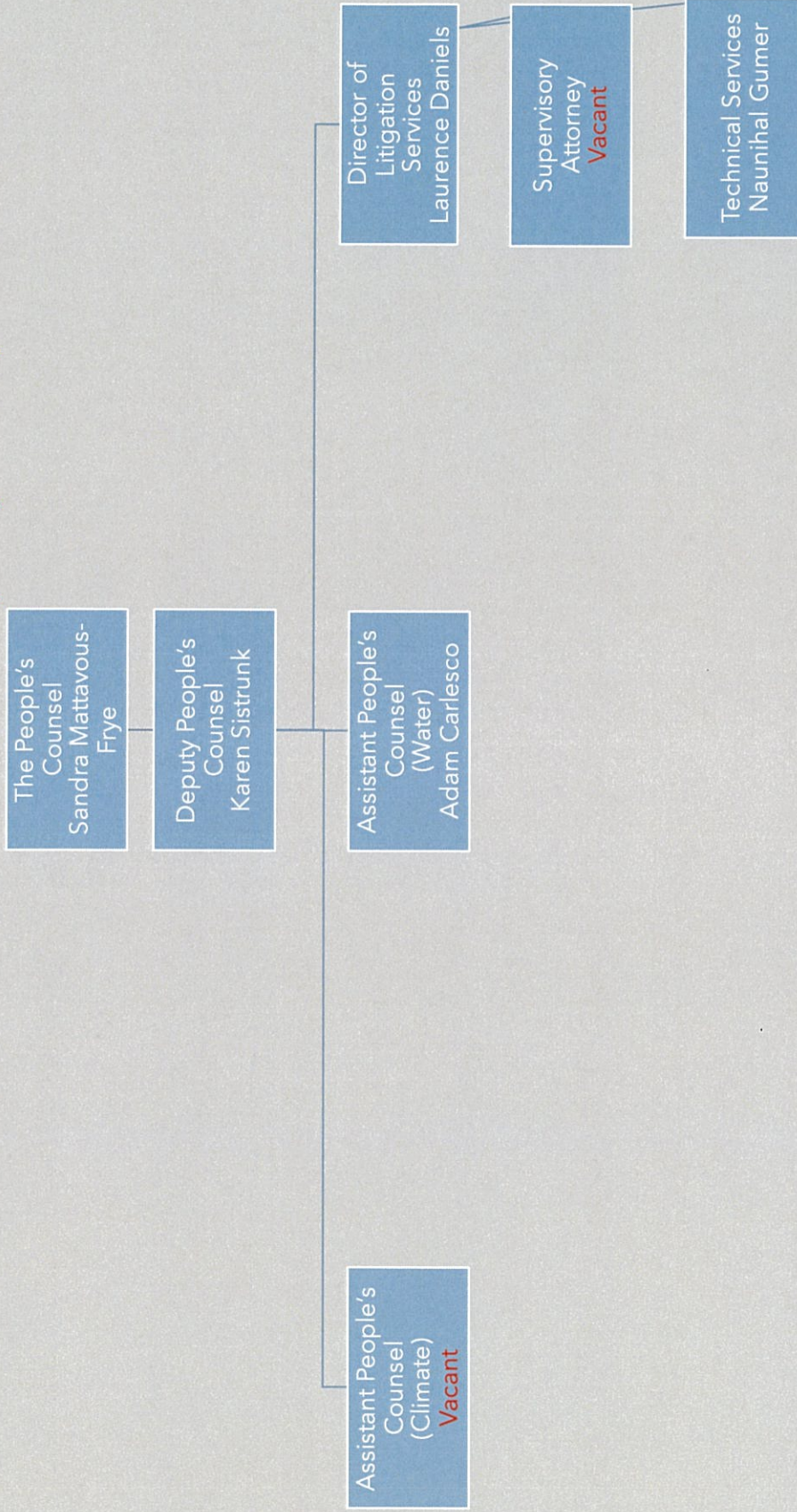
Agency Overview (by Division)

DIVISIONAL ORG CHARTS Attachment 2B

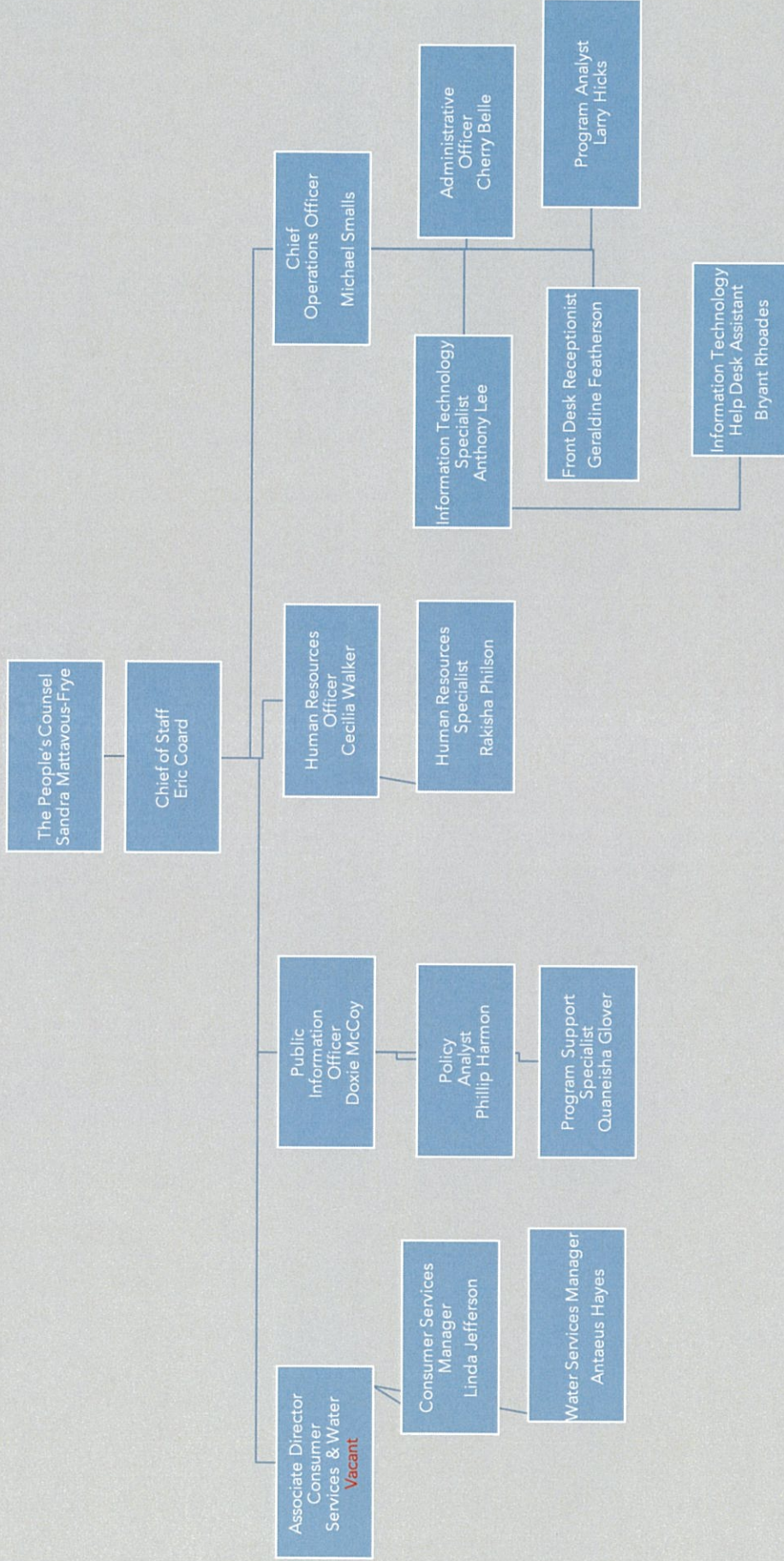
56.4 FTE's Total
8 Vacant Position



Division Overview: Office of Deputy People's Counsel

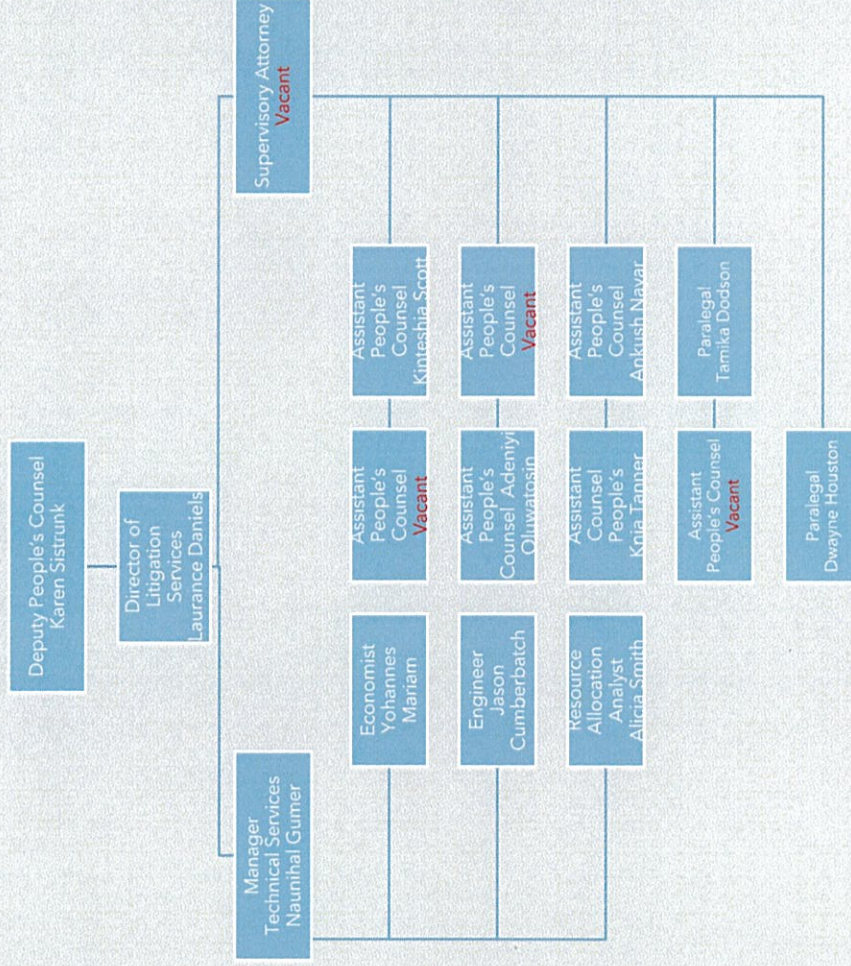


Division Overview: Office of Chief of Staff



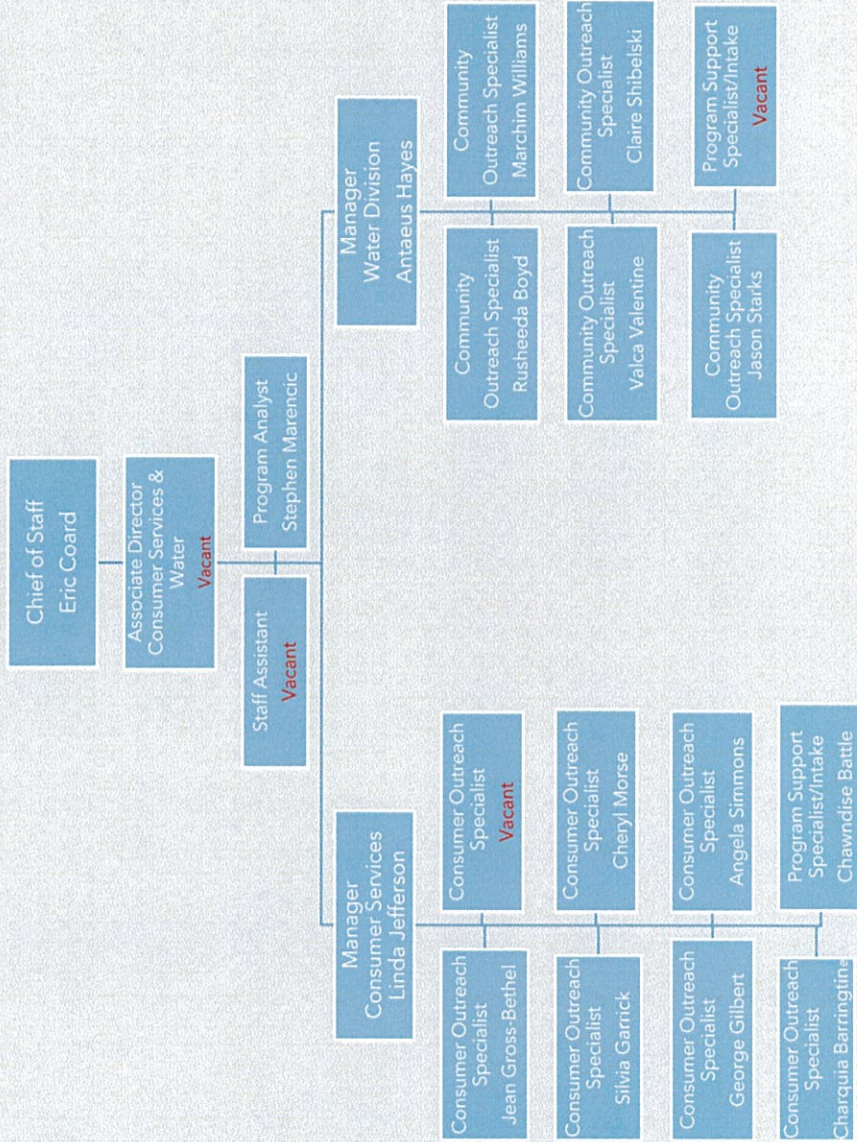
DIVISIONAL ORG CHARTS - Attachment 2B

Division Overview: Litigation Services Division



DIVISIONAL ORG CHARTS - Attachment 2B

Division Overview: Consumer Services & Water Divisions



- 7. Since the COVID-19 public health emergency, employers, including the District government and its agencies, have adjusted to remote work. More recently, some employers have begun implementing hybrid remote work/in-person work schedules. Please describe the Department's hybrid/in-person work policy, whether and when the Department requires employees to physically be in the office, and whether there are any plans for future adjustments.**

Currently, the Office of the People's Counsel is utilizing the option of a hybrid remote schedule. Employees can work remotely two days a week and are physically in the office three days a week. Employees who enter an approved telework agreement must be able to report to their official worksite if requested by their immediate supervisor, within a timeframe prescribed by the agency.

- 8. Please provide a current Schedule A for the Office, which identifies each employee by program and activity, with the employee's title/position, salary, fringe benefits, and length of time with the agency, and note the date when the information was collected. Schedule A should also indicate whether the position is continuing/term/temporary/contract and whether it is vacant or frozen.**
- a. For each vacant position, please state how long the position has been vacant and provide the status of the Office's efforts to fill the position. Also include the position number, title, program number, activity number, grade, salary, and fringe associated with each vacant position.**
 - b. Please indicate whether the position must be filled to comply with federal or local law and identify any impediments to the Office's ability to fill the vacancy.**

Refer to Attachment 8.

ATTACHMENT 8
GENERAL QUESTIONS

Question 8:

Please provide a current Schedule A for the Office, which identifies each employee by program and activity, with the employee's title/position, salary, fringe benefits, and length of time with the agency, and note the date when the information was collected. Schedule A should also indicate whether the position is continuing/temporary/contract and whether it is vacant or frozen.

a. For each vacant position, please state how long the position has been vacant and provide the status of the Office's efforts to fill the position. Also include the position number, title, program number, activity number, grade, salary, and fringe associated with each vacant position.

b. Please indicate whether the position must be filled to comply with federal or local law and identify any impediments to the Office's ability to fill the vacancy.

Response:

As of 01-8-2024

Fund: 1010001 LOCAL									
Position Title	Posn Nbr	Salary	Fringe Benefits	Length Of Time With Agency (Yrs)	Job Status	Federal Or Local Law	Program/Cost Center	Program/Cost Center Name	
Attorney Advisor	97328	141,675	33,152	0.65	Continuing	N/A	300091/30111	Water Services/Water Services Division	
Community Outreach Specialist	108372	77,873	18,222	1.94	Continuing	N/A	300091/30111	Water Services/Water Services Division	
Community Outreach Specialist	108373	77,873	18,222	0.21	Continuing	N/A	300091/30111	Water Services/Water Services Division	
CONSUMER OUTREACH SPECIALIST	97302	77,873	18,222	4.70	Continuing	N/A	300091/30111	Water Services/Water Services Division	
CONSUMER OUTREACH SPECIALIST	97303	77,873	18,222	4.70	Continuing	N/A	300091/30111	Water Services/Water Services Division	
CONSUMER OUTREACH SPECIALIST	97304	77,873	18,222	4.70	Continuing	N/A	300091/30111	Water Services/Water Services Division	
Consumer Services Manager	97365	112,000	26,208	3.17	Continuing	N/A	300091/30111	Water Services/Water Services Division	
Total Local Filled FTEs							7.00		
Vacancies:									
Program Support Specialist	108371	54,183	12,679	N/A	Continuing	N/A	300091/30111	Water Services/Water Services Division	
Total Local Vacancies FTEs							1.00		
Total Local Filled FTEs							8.00		

Fund: 1060127 O-Type (Special Purpose Revenue)									
Position Title	Posn Nbr	Salary	Fringe Benefits	Length Of Time With Agency (Yrs)	Job Status	Federal Or Local Law	Program/Cost Center	Program/Cost Center Name	
ACCOUNT/RATE CASE MANAGER	12034	184,306	43,128	36.73	Continuing	N/A	300088/30110.300090/30114	Consumer Services/Consumer Services Division, Public Information Dissemination/Office of the Deputy People's Counsel	
Administrative Officer	111481	110,967	25,966	29.77	Continuing	N/A	100022/30040.100058/30117	Consumer Services/Consumer Services Division, Public Information Dissemination/Office of the Deputy People's Counsel	
ASSISTANT PEOPLES COUNSEL	77774	193,382	45,251	23.96	Continuing	N/A	300088/30110	Consumer Services/Consumer Services Division	
ASST PEOPLES COUNSEL	46365	154,556	36,166	1.00	Continuing	N/A	300088/30110	Consumer Services/Consumer Services Division	
Attorney Advisor	74777	145,969	34,157	1.86	Continuing	N/A	100003/30119.300090/30114	Consumer Services/Consumer Services Division, Public Information Dissemination/Office of the Deputy People's Counsel	
Attorney Advisor	77366	145,969	34,157	2.32	Continuing	N/A	100003/30119.300090/30114	Consumer Services/Consumer Services Division, Public Information Dissemination/Office of the Deputy People's Counsel	
Attorney Advisor	100035	145,969	34,157	0.35	Continuing	N/A	100003/30119.300090/30114	Consumer Services/Consumer Services Division, Public Information Dissemination/Office of the Deputy People's Counsel	
Budget Analyst	16149	84,393	19,748	0.48	Continuing	N/A	150003/10001	Agency Budgeting and Financial Management Services/Budget Division	
BUDGET OFFICER	45655	157,830	36,932	25.93	Continuing	N/A	150003/10001	Agency Budgeting and Financial Management Services/Budget Division	
Chief of Staff	75552	197,337	46,177	5.70	Continuing	N/A	100058/30117	Human Resources Services - General/Human Resources Division	
Chief Operations Officer	84807	175,000	40,950	15.52	Continuing	N/A	300088/30110.300090/30114	Consumer Services/Consumer Services Division, Public Information Dissemination/Office of the Deputy People's Counsel	
Community Outreach Specialist	72177	95,816	22,421	0.21	Continuing	N/A	300088/30110.300090/30114	Consumer Services/Consumer Services Division, Public Information Dissemination/Office of the Deputy People's Counsel	
Community Outreach Specialist	97229	85,794	20,076	6.05	Continuing	N/A	100022/30040.100058/30117	Contracting and Procurement - General/Operations Division - CIO, Human Resources Services - General/Human Resources Division	
CONSUMER OUTREACH SPECIALIST	64883	82,069	19,204	4.85	Continuing	N/A	300088/30110.300090/30114	Consumer Services/Consumer Services Division, Public Information Dissemination/Office of the Deputy People's Counsel	
CONSUMER OUTREACH SPECIALIST	71943	84,167	19,695	13.56	Continuing	N/A	300088/30110.300090/30114	Consumer Services/Consumer Services Division, Public Information Dissemination/Office of the Deputy People's Counsel	
CONSUMER OUTREACH SPECIALIST	75543	141,707	33,159	23.78	Continuing	N/A	300088/30110.300090/30114	Consumer Services/Consumer Services Division, Public Information Dissemination/Office of the Deputy People's Counsel	
CONSUMER OUTREACH SPECIALIST	104852	127,615	29,862	39.22	Continuing	N/A	300088/30110.300090/30114	Consumer Services/Consumer Services Division, Public Information Dissemination/Office of the Deputy People's Counsel	
CONSUMER OUTREACH SPECIALIST	104854	127,615	29,862	17.32	Continuing	N/A	300088/30110.300090/30114	Consumer Services/Consumer Services Division, Public Information Dissemination/Office of the Deputy People's Counsel	
CONSUMER OUTREACH SPECIALIST	104855	124,091	29,037	30.07	Continuing	N/A	300088/30110.300090/30114	Consumer Services/Consumer Services Division, Public Information Dissemination/Office of the Deputy People's Counsel	
Customer Service Specialist	110019	66,306	15,516	3.09	Continuing	N/A	100003/30119	Communications - General/Communications Division - DJO	
DEPUTY PEOPLES COUNSEL	15004	200,880	47,006	17.32	Continuing	N/A	300088/30110.300090/30114	Consumer Services/Consumer Services Division, Public Information Dissemination/Office of the Deputy People's Counsel	
Executive Assistant	82644	110,967	25,966	5.70	Continuing	N/A	300088/30110.300090/30114	Consumer Services/Consumer Services Division, Public Information Dissemination/Office of the Deputy People's Counsel	
External Affairs Officer	111470	145,000	33,930	9.76	Continuing	N/A	100003/30119.300090/30114	Communications - General/Communications Division - DJO, Public Information Dissemination/Office of the Deputy People's Counsel	
General Engineer	109876	134,661	31,511	9.34	Continuing	N/A	300090/30114	Public Information Dissemination/Office of the Deputy People's Counsel	
Human Resources Specialist	76963	124,091	29,037	15.98	Continuing	N/A	100058/30117	Human Resources Services - General/Human Resources Division	
Human Resources Specialist	108374	71,579	16,749	1.00	Continuing	N/A	100058/30117	Human Resources Services - General/Human Resources Division	
Information Technology Spec.	46360	164,746	38,551	29.67	Continuing	N/A	100071/30040	Information Technology Services - General/Operations Division - CIO	
IT Specialist (APPSW)	108422	100,827	23,594	0.83	Continuing	N/A	100071/30040	Information Technology Services - General/Operations Division - CIO	
LITIGATION ASSISTANT	73336	75,775	17,731	6.96	Continuing	N/A	300088/30110.300090/30114	Consumer Services/Consumer Services Division, Public Information Dissemination/Office of the Deputy People's Counsel	
Manager Consumer Services	71651	154,859	36,237	16.63	Continuing	N/A	100071/30040	Information Technology Services - General/Operations Division - CIO	
Paralegal Specialist	110018	88,300	20,662	19.55	Continuing	N/A	300088/30110.300090/30114	Consumer Services/Consumer Services Division, Public Information Dissemination/Office of the Deputy People's Counsel	
People's Counsel	1649	209,220	48,958	39.30	Continuing	N/A	300088/30110.300090/30114	Consumer Services/Consumer Services Division, Public Information Dissemination/Office of the Deputy People's Counsel	
Policy Analyst	77832	148,632	34,780	26.12	Continuing	N/A	300088/30110.300090/30114	Consumer Services/Consumer Services Division, Public Information Dissemination/Office of the Deputy People's Counsel	
Program Analyst	97514	100,827	23,594	1.21	Continuing	N/A	100022/30040.100058/30117	Contracting and Procurement - General/Operations Division - CIO, Human Resources Services - General/Human Resources Division	
Program Analyst	110946	110,967	25,966	7.96	Continuing	N/A	300088/30110.300090/30114	Consumer Services/Consumer Services Division, Public Information Dissemination/Office of the Deputy People's Counsel	
Program Support Specialist	82769	71,579	16,749	1.17	Continuing	N/A	300088/30110.300090/30114	Consumer Services/Consumer Services Division, Public Information Dissemination/Office of the Deputy People's Counsel	
Program Support Specialist	91994	75,775	17,731	0.31	Continuing	N/A	300088/30110.300090/30114	Consumer Services/Consumer Services Division, Public Information Dissemination/Office of the Deputy People's Counsel	
Program Support Specialist	104856	79,971	18,713	4.84	Continuing	N/A	300088/30110.300090/30114	Consumer Services/Consumer Services Division, Public Information Dissemination/Office of the Deputy People's Counsel	
Public Information Officer	73160	155,548	36,398	8.02	Continuing	N/A	100003/30119	Communications - General/Communications Division - DJO	
Resource Allocation Analyst	23436	119,916	28,060	33.24	Continuing	N/A	100022/30040	Consumer Services/Consumer Services Division	
SENIOR ECONOMIST	77851	163,000	38,142	16.44	Continuing	N/A	300088/30110.300090/30114	Consumer Services/Consumer Services Division, Public Information Dissemination/Office of the Deputy People's Counsel	
Agency Fiscal Officer	00007857	81,172	18,994		Continuing	N/A	150003/10001	Agency Budgeting and Financial Management Services/Budget Division	
Total O-type Filled FTEs							41.40		

Vacancies:									
ASSISTANT PEOPLES COUNSEL	93243	151,503	35,452	N/A	Continuing	N/A	300088/30110.300090/30114	Consumer Services/Consumer Services Division	
Associate Director Consumer & ASST PEOPLES COUNSEL	8414	152,435	35,670	N/A	Continuing	N/A	300088/30110	Consumer Services/Consumer Services Division	
ASSISTANT PEOPLES COUNSEL	8409	128,795	30,138	N/A	Continuing	N/A	300088/30110.300090/30114	Consumer Services/Consumer Services Division, Public Information Dissemination/Office of the Deputy People's Counsel	
ASSISTANT PEOPLES COUNSEL	46361	151,503	35,452	N/A	Continuing	N/A	300088/30110.300090/30114	Consumer Services/Consumer Services Division, Public Information Dissemination/Office of the Deputy People's Counsel	
Attorney Advisor	21335	108,996	25,505	N/A	Continuing	N/A	300088/30110.300090/30114	Consumer Services/Consumer Services Division, Public Information Dissemination/Office of the Deputy People's Counsel	
Community Outreach Specialist	105862	80,784	18,903	N/A	Continuing	N/A	300088/30110.300090/30114	Consumer Services/Consumer Services Division, Public Information Dissemination/Office of the Deputy People's Counsel	
Program Support Specialist	94097	54,183	12,679	N/A	Continuing	N/A	300088/30110.300090/30114	Consumer Services/Consumer Services Division, Public Information Dissemination/Office of the Deputy People's Counsel	
Total D-type Vacancies FTEs							7.00		
Total SPR FTEs							48.40		

9. Please list all employees detailed to or from the Office, if any. For each employee identified, please provide the name of the agency from/to which the employee is detailed, the reason for detail, the date of the detail, and the employee's projected date of return.

*Employee: Abigail Marcus-Garvie
From: Office of the People's Counsel
To: DC Department of Human Services
Reason: Personnel Matters
Date of Detail: 4/17/15
Projected Return: Undetermined*

10. Please provide the Committee with the following:

- a. A list of all employees who received or retained cellphones, personal digital assistants, or similar communications devices at OPC expense in Fiscal Year 2023 and Fiscal Year 2024, to date.**

FY23

<i>Eric B. Scott</i>	<i>iPad</i>
<i>Cherry Belle</i>	<i>iPad</i>
<i>Charquia Barringtine</i>	<i>iPad</i>
<i>Eric Coard</i>	<i>iPad</i>
<i>Cecilia Jones-Walker</i>	<i>iPad</i>
<i>Naunihal (Nick) Singh Gumer</i>	<i>iPad</i>
<i>Rusheeda Boyd</i>	<i>iPad</i>
<i>Silvia Garrick</i>	<i>iPad</i>
<i>George Gilbert</i>	<i>iPad</i>
<i>Jean Bethel Gross</i>	<i>iPad</i>
<i>Anthony Lee</i>	<i>iPad</i>
<i>Stephen Marencic</i>	<i>iPad</i>
<i>Cheryl Morse</i>	<i>iPad</i>
<i>Valca Valentine</i>	<i>iPad</i>
<i>Marchim Williams</i>	<i>iPad</i>
<i>Doxie R. McCoy</i>	<i>Cellphone</i>
<i>Eric Scott</i>	<i>Cellphone</i>
<i>Cherry Belle</i>	<i>Cellphone</i>
<i>Alicia Smith</i>	<i>Cellphone</i>
<i>Denise Blackson</i>	<i>Cellphone</i>
<i>Geraldine Featherson</i>	<i>Cellphone</i>
<i>Arrelle Anderson</i>	<i>Cellphone</i>
<i>Stephen Dudek</i>	<i>Cellphone</i>
<i>Aaron Ward</i>	<i>Cellphone</i>
<i>Jean Bethel Gross</i>	<i>Cellphone</i>
<i>Silvia Garrick</i>	<i>Cellphone</i>
<i>Linda Jefferson</i>	<i>Cellphone</i>
<i>Charquia Barringtine</i>	<i>Cellphone</i>
<i>George Gilbert</i>	<i>Cellphone</i>
<i>Sandra Mattavous-Frye</i>	<i>Cellphone</i>

- b. A list of all vehicles owned, leased, or otherwise used by the Office and to whom the vehicle is assigned, as well as a description of all vehicle accidents involving the Office's vehicles in Fiscal Year 2023 and Fiscal Year 2024, to date;**

FY22

<i>2019 Dodge Grand Caravan DC13082</i>	<i>Not assigned but for agency use No accidents</i>
<i>2019 Dodge Grand Caravan DC13237</i>	<i>Not assigned but for agency use No accidents</i>
<i>2019 Chevrolet Bolt EV DC13420</i>	<i>Water Services Division. No Accidents</i>

FY23

2019 Dodge Grand Caravan DC13082
2019 Dodge Grand Caravan DC13237
2019 Chevrolet Bolt EV DC13420

Not assigned but for agency use No accidents
Not assigned but for agency use No accidents
Water Services Division, No accidents

- c. A list of travel expenses, if any, arranged by employee for Fiscal Year 2023 and Fiscal Year 2024, to date, including the justification for travel;**

Refer to Attachment 10C.

- d. A list of employee bonuses or special award pay, raises, and step increases granted in Fiscal Year 2023 and Fiscal Year 2024, to date; and**
- e. A list of the total overtime and workers' compensation payments paid in Fiscal Year 2023 and Fiscal Year 2024, to date, including the number of employees who received workers' compensation payments, in what amounts, and for what reasons.**

The agency made no overtime and workers' compensation payment in Fiscal Year 2023 and no such payments have been made in Fiscal Year 2024 to date.

ATTACHMENT 10C
GENERAL QUESTIONS

10c A list of travel expenses, if any, arranged by employee for Fiscal Year 2023 and Fiscal Year 2024, to date, including the justification for travel

TRAVEL EXPENSE REPORT FY23

Name	Conference Title	Total Cost
Kinteshia Scott	2023 NARUC Winter Policy Summit, February 12-15 2023	\$ 850.00
Sandra Mattavous-Frye	2023 NARUC Winter Policy Summit	\$ 1,095.00
Jason Cumberbatch	NARUC Winter Policy Summit 2023	\$ 850.00
Laurence Daniels	I will attend the Smart Energy Consumer Collaborative Symposium in San Diego from February 5-8	\$ 1,050.00
"Nick" Naunihal Gumer	Winter policy Summit and Committee Meetings	\$ 850.00
Yohanne Mariam	NARUC 2023 Winter Policy Summit	\$ 650.00
Jason Cumberbatch	NARUC -ANNUAL MEETING 2022	\$ 2,021.38
Knia Tanner	AABE 46th NATIONAL CONFERENCE	\$ 2,737.50
Knia Tanner	2022 ENERGY POLICY SUMMIT	\$ 200.00
Sarah Kogel-Snucker	I would like to attend an in-person ABA conference at Howard Law on Energy Transition on 11/4/22. Attend the 2022 NASUCA Annual Meeting in New Orleans, LA	\$ 430.00
Laurence Daniels	NASUCA Annual Meeting	\$ 892.00
Tamika Dodson	I would like to attend NASUCA's mid-year meeting in New Orleans, LA from 11/13-11/16.	\$ 1,501.00
Sarah Kogel-Snucker	NASUCA Annual Meeting	\$ 2,013.48
Thaddeus Johnson	I will be attending the SECC's 2022 Members Meeting & Fall Workshop in St. Louis from October 25-26.	\$ 1,892.48
Laurence Daniels	NARUC will provide an opportunity for its members to experience first hand demonstrations of new and emerging technology solutions to resilience planning, emergency preparedness and response and recovery challenges in the energy sector.	\$ 1,109.00
Sandra Mattavous-Frye		\$ 3,289.42

TRAVEL EXPENSE REPORT FY24

Name	Conference Title	Total Cost
Cecilia Walker	Talent Acquisition Week for HR professionals which includes: Achieving Recruiting and Retention Success: How to Improve Hiring and Candidate Experience. When Good Isn't Enough: Recruiting at the Speed of Need to Outperform AI and more.	\$ 4,591.40
Rakisha Philson	Talent Acquisition Week for HR professionals which includes: Achieving Recruiting and Retention Success: How to improve Hiring and Candidate Experience. When Good Isn't Enough: Recruiting at the Speed of Need to Outperform AI and more.	\$ 4,395.80
Sandra Mattavous-Frye	To attend the NARUC Annual Meeting and Education Conference November 12-15 in La Quinta, California	\$ 3,928.96
Ade Adeniyi	NARUC Annual Meeting and Education Conference.	\$ 3,247.49
Yohanne Mariam	NASUCA Annual Meeting	\$ 1,970.74

11. Regarding the use of communication devices:

- a. **OPC tracks agency mobile devices by requiring the employee to sign out of the device by completing an IT equipment check-out form in SharePoint using an approval workflow. The steps to check out a device are as follows:**

The employee completes a check-out form in SharePoint. The form is then emailed to the employee's supervisor for approval. Once the supervisor approves, the form is emailed to the manager for approval. The manager approves the form. The final step is approval by the People's Counsel. Once the People's Counsel approves, the IT manager issues the employee the device.

The Office laptops are monitored by software called Dell Absolute. Absolute is the standard in theft recovery and data protection, with the only Investigations team that locates your stolen device and gets it back to you.

Once activated, the Agent maintains daily contact with the Absolute Monitoring Center, providing detailed data from each device. By logging into the Absolute Customer Center, the OPC IT manager can monitor agency devices (on or off the network), knowing where they are, who's using them, and what types of software and other applications reside on them, and can take proactive or immediate measures for any devices that may be at risk.

Agent calls occur throughout the day, providing essential and current data from each computer. IT administrators use this data to determine what actions are necessary. Then, they implement the actions from the administrator server interface. Actions can include locating, terminating, removing, or installing applications, licenses, patches, computer images, and other management tools such as power management and asset inventory.

The Office iPads and cell phones are monitored by OCTO's AirWatch solution. AirWatch lets staff activate devices in a straightforward step. Once enrolled in the AirWatch console, OPC's IT manager can easily make changes, ensure compliance, and monitor the device using the Web-based console. AirWatch can provide reports on user activity and usage patterns, and the IT manager can use his remote-control capabilities to support and troubleshoot mobile devices as needed.

- b. For Fiscal Year 2023 and Fiscal Year 2024, to date, provide the total cost of mobile communications and devices, including, but not limited to, equipment and service plans. Please indicate whether the total cost has been impacted by the need for employees to work remotely due to the COVID-19 pandemic.**

Yes, the total cost for both FY23 and FY24 has been impacted by the need for employees to work remotely due to the COVID-19 pandemic.

FY23

202.253.8018 Cellphone \$42.99m x 12 = \$515.88	America Ch 400 Sh Email/Data
202.253.7992 Cellphone \$42.99m x 12 = \$515.88	America Ch 400 Sh Email/Data
202.731.9152 Cellphone \$42.99m x 12 = \$515.88	America Ch 400 Sh Email/Data
202.309.2571 Cellphone \$42.99m x 12 = \$515.88	America Ch 400 Sh Email/Data
202.578.3177 Cellphone \$42.99m x 12 = \$515.88	America Ch 400 Sh Email/Data
202.680.0307 Cellphone \$42.99m x 12 = \$515.88	America Ch 400 Sh Email/Data
202.680.0605 Cellphone \$42.99m x 12 = \$515.88	America Ch 400 Sh Email/Data
202.680.3841 Cellphone \$42.99m x 12 = \$515.88	America Ch 400 Sh Email/Data
202.734.9907 Cellphone \$42.99m x 12 = \$515.88	America Ch 400 Sh Email/Data
202.774.8607 Cellphone \$42.99m x 12 = \$515.88	America Ch 400 Sh Email/Data
202.774.8535 Cellphone \$42.99m x 12 = \$515.88	America Ch 400 Sh Email/Data
202.774.8265 Cellphone \$42.99m x 12 = \$515.88	America Ch 400 Sh Email/Data
202.604.6136 Cellphone \$42.99m x 12 = \$515.88	America Ch 400 Sh Email/Data
202.734.9908 Cellphone	America Ch 400 Sh Email/Data

$\$42.99m \times 12 = \515.88

202.819-0714 Cellphone
 $\$42.99m \times 12 = \515.88

America Ch 400 Sh Email/Data

202.819-1357 Cellphone
 $\$42.99m \times 12 = \515.88

America Ch 400 Sh Email/Data

202.819-2889 Cellphone
 $\$42.99m \times 12 = \515.88

America Ch 400 Sh Email/Data

202.819-2965 Cellphone
 $\$42.99m \times 12 = \515.88

America Ch 400 Sh Email/Data

202.819-3492 Cellphone
 $\$42.99m \times 12 = \515.88

America Ch 400 Sh Email/Data

202.815.0243 iPad
 $\$29.99 \times 12 = \359.88

Mobile Broadband Unlimited

202.815.0714 iPad
 $\$29.99 \times 12 = \359.88

Mobile Broadband Unlimited

202.815.0902 iPad
 $\$29.99 \times 12 = \359.88

Mobile Broadband Unlimited

202.815.1402 iPad
 $\$29.99 \times 12 = \359.88

Mobile Broadband Unlimited

202.815.1902 iPad
 $\$29.99 \times 12 = \359.88

Mobile Broadband Unlimited

202.815.2146 iPad
 $\$29.99 \times 12 = \359.88

Mobile Broadband Unlimited

202.815.0902 iPad
 $\$29.99 \times 12 = \359.88

Mobile Broadband Unlimited

202.815.1402 iPad
 $\$29.99 \times 12 = \359.88

Mobile Broadband Unlimited

202.815.1902 iPad
 $\$29.99 \times 12 = \359.88

Mobile Broadband Unlimited

202.815.2146 iPad
 $\$29.99 \times 12 = \359.88

Mobile Broadband Unlimited

202.815.0902 iPad
 $\$29.99 \times 12 = \359.88

Mobile Broadband Unlimited

202.815.1402 iPad

Mobile Broadband Unlimited

\$29.99 x 12 = \$359.88

202.815.1902 iPad
\$29.99 x 12 = \$359.88

Mobile Broadband Unlimited

202.815.2146 iPad
\$29.99 x 12 = \$359.88

Mobile Broadband Unlimited

TOTAL COST FY23 - \$11,961

FY24

202.253.7992 Cellphone
\$42.99m x 12 = \$515.88

America Ch 400 Sh Email/Data

202.731.9152 Cellphone
\$42.99m x 12 = \$515.88

America Ch 400 Sh Email/Data

202.309.2571 Cellphone
\$42.99m x 12 = \$515.88

America Ch 400 Sh Email/Data

202.578.3177 Cellphone
\$42.99m x 12 = \$515.88

America Ch 400 Sh Email/Data

202.680.0307 Cellphone
\$42.99m x 12 = \$515.88

America Ch 400 Sh Email/Data

202.680.0605 Cellphone
\$42.99m x 12 = \$515.88

America Ch 400 Sh Email/Data

202.680.3841 Cellphone
\$42.99m x 12 = \$515.88

America Ch 400 Sh Email/Data

202.734.9907 Cellphone
\$42.99m x 12 = \$515.88

America Ch 400 Sh Email/Data

202.774.8607 Cellphone
\$42.99m x 12 = \$515.88

America Ch 400 Sh Email/Data

202.774.8535 Cellphone
\$42.99m x 12 = \$515.88

America Ch 400 Sh Email/Data

202.774.8265 Cellphone
\$42.99m x 12 = \$515.88

America Ch 400 Sh Email/Data

202.604.6136 Cellphone
\$42.99m x 12 = \$515.88

America Ch 400 Sh Email/Data

202.734.9908 Cellphone
\$42.99m x 12 = \$515.88

America Ch 400 Sh Email/Data

202.819-0714 Cellphone \$42.99m x 12 = \$515.88	America Ch 400 Sh Email/Data
202.819-1357 Cellphone \$42.99m x 12 = \$515.88	America Ch 400 Sh Email/Data
202.819-2889 Cellphone \$42.99m x 12 = \$515.88	America Ch 400 Sh Email/Data
202.819-2965 Cellphone \$42.99m x 12 = \$515.88	America Ch 400 Sh Email/Data
202.819-3492 Cellphone \$42.99m x 12 = \$515.88	America Ch 400 Sh Email/Data
202.815.0243 iPad \$29.99 x 12 = \$359.88	Mobile Broadband Unlimited
202.815.0714 iPad \$29.99 x 12 = \$359.88	Mobile Broadband Unlimited
202.815.0902 iPad \$29.99 x 12 = \$359.88	Mobile Broadband Unlimited
202.815.1402 iPad \$29.99 x 12 = \$359.88	Mobile Broadband Unlimited
202.815.1902 iPad \$29.99 x 12 = \$359.88	Mobile Broadband Unlimited
202.815.2146 iPad \$29.99 x 12 = \$359.88	Mobile Broadband Unlimited
202.815.0902 iPad \$29.99 x 12 = \$359.88	Mobile Broadband Unlimited
202.815.1402 iPad \$29.99 x 12 = \$359.88	Mobile Broadband Unlimited
202.815.1902 iPad \$29.99 x 12 = \$359.88	Mobile Broadband Unlimited
202.815.2146 iPad \$29.99 x 12 = \$359.88	Mobile Broadband Unlimited
202.815.0902 iPad \$29.99 x 12 = \$359.88	Mobile Broadband Unlimited
202.815.1402 iPad \$29.99 x 12 = \$359.88	Mobile Broadband Unlimited

202.815.1902 iPad
\$29.99 x 12 = \$359.88

Mobile Broadband Unlimited

202.815.2146 iPad
\$29.99 x 12 = \$359.88

Mobile Broadband Unlimited

TOTAL COST FY23 - \$11,445.12

12. For Fiscal Year 2023 and Fiscal Year 2024, to date, please list any purchase card spending by the Office, the employee making each expenditure, and the general purpose for each expenditure. Please indicate if any spending was necessary due to the COVID-19 Pandemic.

Refer to Attachment 12.

ATTACHMENT 12

GENERAL QUESTIONS

Question #12. For Fiscal Year 2023 and Fiscal Year 2024, to date, please list any purchase card spending by the Office, the employee making each expenditure, and the general purpose for by the Office, the employee making each expenditure, and the general purpose for expenditure. Please indicate if any spending was necessary due to the COVI -19 Pandemic.

FY23 Transaction Amount	Pandemic.	Cardholder First Name	Parent Merchant Name	Transaction Notes
14.00	SELLERS	CHRISTOPHER	FACEBK 8SZ2SFFW	Agency Advertisement fee on Facebook social media platform
258.75	BELLE	CHERRY	THE HAMILTON GR	SUPPLIES
475.00	BELLE	CHERRY	NASUCA	Registration fee for Sandra Mattavous-Frye Fund: 1060127 Index: 150003 PCA: 30040 Obj: 7131024
595.00	BELLE	CHERRY	NATL ASSN REG U	Registration fee for Sandra Mattavous-Frye Fund: 1060127 Index: 150003 PCA: 30040 OBJ: 7131024
495.97	BELLE	CHERRY	SOUTHWEST	Airline fee for Sandra Mattavous-Frye FUND: 1060127 INDEX: 150003 PCA: 30040 OBJ: 7131024
270.44	SELLERS	CHRISTOPHER	THE UPS STORE 74	(Purchase of Office Supplies for Agency relocation (I.e., boxes and boxing tape)
42.00	BELLE	CHERRY	THE UPS STORE 74	(Purchased bubble wrap for the agency. The agency is moving to another location.
4.06	BELLE	CHERRY	EXPEDIA 72414821	1 Airline booking fee for Laurence Daniels Airline tickets.
239.60	BELLE	CHERRY	AMERICAN AIRLIN	Airline fee for Laurence Daniels NASUCA Conf
234.60	BELLE	CHERRY	DELTA	Airline fee for Laurence Daniels
332.08	BELLE	CHERRY	DRURY PLAZA ST I	Hotel Fee for Laurence Daniels
127.07	SELLERS	CHRISTOPHER	DROPBOX*6QFBR8	1 Fee for access to drop box
(4.06)	BELLE	CHERRY	EXPEDIA 72414821	1 Refund of Airline booking fee because flights were cancelled due to COVID-19
2,600.00	BELLE	CHERRY	PAYPAL	Transaction made for podcast services for Sandra Mattavous-Frye
(239.60)	BELLE	CHERRY	AMERICAN AIRLIN	Refund due to COVID-19 Laurence Daniels
(234.60)	BELLE	CHERRY	DELTA	Refund: Trip cancelled due to COVID-19 Laurence Daniels
468.12	BELLE	CHERRY	CISCO SYSTEMS IN	Services Rendered
475.00	BELLE	CHERRY	NASUCA	Registration fee for Karen Sistrunk
380.00	BELLE	CHERRY	EVENT* AMERICAN	Registration fee for Sarah Kogel Smucker
2,375.00	BELLE	CHERRY	NASUCA	NASUCA registration fee for Laurence Daniels, Sarah Kogel-Smucker, Tamika Dodson, Thaddeus Johnson, Knia Tanner
578.97	BELLE	CHERRY	SOUTHWEST	Airline fee for Karen Sistrunk
91.99	BELLE	CHERRY	SOUTHWEST	Airline fee for Karen Sistrunk NASUCA Mid Year Conf
644.88	BELLE	CHERRY	CINTAS CORP	Services rendered
25.00	SELLERS	CHRISTOPHER	FACEBK XFJBYGPV	
463.50	BELLE	CHERRY	PAYPAL	Transaction made for makeup services for Sandra Mattavous-Frye
10.00	SELLERS	CHRISTOPHER	FACEBK 9WJX2HPV	Agency Advertisement Fee on Facebook social media platform

566.19	BELLE	CHERRY	AMERICAN AIRLIN	Airline Tickets for Knia Tanner NASUCA Conf
595.00	BELLE	CHERRY	NATL ASSN REG U	Registration fee for Karen Sistrunk
561.20	BELLE	CHERRY	UNITED AIRLINES	Airline tickets for Sarah Kogel Smucker NASUCA Conf
79.00	BELLE	CHERRY	UNITED AIRLINES	Airline charge for Sarah Kogel Smucker
79.00	BELLE	CHERRY	UNITED AIRLINES	Airline charge for Sarah Kogel Smucker
(166.04)	BELLE	CHERRY	DRURY PLAZA ST I	Refund due to COVID-19 Laurence Daniels
2,312.00	BELLE	CHERRY	THE HAMILTON GR	Transaction to purchase toner cartridges for the agency
1,150.00	BELLE	CHERRY	PUBLIC PERFORMA	Transaction for services rendered.
597.21	BELLE	CHERRY	AMERICAN AIRLIN	Airline Tickets for Jason Cumberbatch
616.20	BELLE	CHERRY	DELTA	Airline tickets for Laurence Daniels.
553.20	BELLE	CHERRY	DELTA	Airline tickets purchased for Thaddeus Johnson NASUCA Conf.
520.00	BELLE	CHERRY	NASUCA	Registration fee for Thaddeus Johnson NASUCA fee
750.00	BELLE	CHERRY	NATL ASSN REG U	Registration fee for Jason Cumberbatch
1,560.00	BELLE	CHERRY	METROPOLIS	Parking services for our government vehicles.
840.00	BELLE	CHERRY	PITNEY BOWES PI	Transaction made for services rendered
3,664.00	BELLE	CHERRY	THE HAMILTON GR	Transaction made to purchase ink cartridges for the agency.
624.20	BELLE	CHERRY	AMERICAN AIRLIN	Transaction made to purchase airline tickets for Tamika Dodson
110.00	BELLE	CHERRY	AMERICAN AIRLIN	Airline change flight fee for Tamika Dodson
1,053.16	BELLE	CHERRY	MARRIOTT NEW OI	Hotel fee for Karen Sistrunk
1,316.45	BELLE	CHERRY	MARRIOTT NEW OI	Hotel fee for Sandra Mattavous- Frye NASUCA
184.76	BELLE	CHERRY	DOUBLETREE HOTI	Laurence Daniels Hotel
674.17	SELLERS CHRISTOPHER	CHRISTOPHER	DOUBLETREE HOTI	Doubletree Hotel stay for agency employee to attend out- of-town conference. Jason Cumberbatch
560.28	BELLE	CHERRY	DOUBLETREE HOTI	Hotel fee for Thaddeus Johnson
560.28	BELLE	CHERRY	DOUBLETREE HOTI	Hotel fee for Sarah Kogel Smucker
747.04	BELLE	CHERRY	DOUBLETREE HOTI	Hotel Fee for Tamika Dodson
560.28	BELLE	CHERRY	DOUBLETREE HOTI	Hotel Fee for Knia Tanner
560.28	BELLE	CHERRY	DOUBLETREE HOTI	Hotel Fee for Laurence Daniels
2,000.00	BELLE	CHERRY	STEM4US!	Transaction made for services rendered
194.96	BELLE	CHERRY	AMZN MKTP US	Transaction made to purchase office supplies for Jean Bethel- Gross
780.01	BELLE	CHERRY	METROPOLIS	Transaction made to pay for parking of 3 government vehicles.
2,630.75	BELLE	CHERRY	THE HAMILTON GR	Transaction made to purchase office supplies
80.00	BELLE	CHERRY	THE HAMILTON GR	Transaction made to purchase office supplies
303.60	BELLE	CHERRY	THE HAMILTON GR	Transaction made to purchase office supplies
932.33	BELLE	CHERRY	TOTAL OFFICE PRC	Transaction made to purchase supplies for the office
13.97	SELLERS	CHRISTOPHER	FACEBK X6XEZHB	Advertisement services
1,000.00	BELLE	CHERRY	UNITED PLANNING	Transaction made to purchase advertising services.
27.74	BELLE	CHERRY	CINTAS CORP	Restocking of Cintas First aid kits
281.25	BELLE	CHERRY	THE HAMILTON GR	TRANSACTION MADE TO PURCHASE OFFICE SUPPLIES.

1,934.15	BELLE	CHERRY	THE HAMILTON GR	Transaction made to purchase office supplies for the agency
511.33	BELLE	CHERRY	LINKEDIN-782	HR JOB ANNOUNCEMENT ADVERTISING SERVICES
375.00	BELLE	CHERRY	SQ *ALIMAYU DESI	TRANSACTION MADE FOR ADVERTISEMENT SERVICES RENDERED
470.81	BELLE	CHERRY	CAREERBUILDER	TRANSACTION MADE FOR HR TO ADVERTISE JOB ANNOUNCEMENTS
517.90	BELLE	CHERRY	LINKEDIN-786	TRANSACTION MADE FOR JOB ANNOUNCEMENT ADVERTISEMENT
2,500.00	BELLE	CHERRY	PAYPAL	CESA MEMBERSHIP DUES
2,600.00	BELLE	CHERRY	PAYPAL	PROFESSIONAL PODCAST COACHING SERVICES FOR SANDRA MATTAVOUS FRYE
650.00	BELLE	CHERRY	NATL ASSN REG U7	NARUC Registration fee for Yobannes Mariam
850.00	BELLE	CHERRY	NATL ASSN REG U7	NARUC REGISTRATION JASON CUMBERBATCH
850.00	BELLE	CHERRY	NATL ASSN REG U7	NARUC REGISTRATION FOR NICK SINGH GUMER
1,175.95	BELLE	CHERRY	SOUTHWEST	AIRLINE FEE FOR LAURENCE DANIELS
1,095.00	BELLE	CHERRY	NATL ASSN REG U7	NARUC REGISTRATION FEE FOR SANDRA
185.90	BELLE	CHERRY	CROWN CITY INN	Hotel reservation fee for Laurence Daniels
1,322.88	BELLE	CHERRY	B & B SOLUTIONS	Office supplies for the Agency
1,018.98	BELLE	CHERRY	TOTAL OFFICE PRC	Office supplies for the agency
170.77	BELLE	CHERRY	LINKEDIN-793	
FY24				
Transaction	Cardholder	Cardholder First	Original Merchant N	Transaction Notes
572.80	GLOVER	QUANEISHA	AMERICAN 001248	Ankush Flight Ticket
272.08	BELLE	CHERRY	COMCAST	Comcast cable
296.97	BELLE	CHERRY	CROWN AWARDS D	AWARDS PURCHASED FOR STAFF APPRECIATION DAY
47.32	BELLE	CHERRY	CROWN AWARDS D	AWARDS PURCHASE FOR STAFF APPRECIATION DAY
(35.01)	GLOVER	QUANEISHA	AMERICAN 001248	Refund in association with Ankush Nayar.
(134.61)	BELLE	CHERRY	CISCO SYSTEMS IN	REFUND
565.12	BELLE	CHERRY	LINKEDIN JOB 8816	JOB ANNOUNCEMENT ADVERTISEMENT FOR THE AGENCY
665.12	BELLE	CHERRY	PAYPAL *CRYSTAL	AWARDS FOR STAFF APPRECIATION DAY.
1,172.95	BELLE	CHERRY	CROWN AWARDS D	AWARDS PURCHASED FOR STAFF APPRECIATION DAY.
59.57	BELLE	CHERRY	PAYPAL *CROWNA	AWARDS FOR STAFF APPRECIATION DAY
127.20	GLOVER	QUANEISHA	EIG*CONSTANTCOI	PROFESSIONAL SERVICES
725.00	GLOVER	QUANEISHA	NATL ASSN REG U7	NARUC CONFERENCE FEES FOR SANDRA MATTAVOUS-FRYE
3,000.00	BELLE	CHERRY	PAYPAL *INPUBLIC	PROFESSIONAL COACHING SERVICES FOR SANDRA MATTAVOUS-FRYE
123.45	GLOVER	QUANEISHA	SQ *ACE S AWARD	Trophy award for event
10.73	GLOVER	QUANEISHA	ETSY.COM*GROTEI	CERTIFICATES FOR THE STAFF APPRECIATION EVENT
449.30	GLOVER	QUANEISHA	AMERICAN 001248	AIRLINE FEE FOR KNIA TANNER
1,610.33	GLOVER	QUANEISHA	HOTELSCOM720504	HOTEL FEE FOR DWAYNE HOUSTON
1,610.33	GLOVER	QUANEISHA	HOTELSCOM720504	HOTEL FEE FOR KNIA TANNER
399.30	GLOVER	QUANEISHA	AMERICAN 001248	AIRLINE FEE FOR DWAYNE HOUSTON

725.00	GLOVER	QUANEISHA	NATL ASSN REG U	NARUC CONFERENCE FEE FOR NICK
644.72	GLOVER	QUANEISHA	UNITED 01623360	Airline fee for Nick Singh Gumer
1,129.46	GLOVER	QUANEISHA	SOUTHWES 526221	AIRLINE FEE FOR KAREN SISTRUNK
1,129.46	GLOVER	QUANEISHA	SOUTHWES 526221	AIRLINE FEE FOR SANDRA
8.11	GLOVER	QUANEISHA	ETSY.COM*GROTEI	CERTIFICATES FOR THE STAFF APPRECIATION DAY EVENT
525.00	GLOVER	QUANEISHA	NASUCA	CONFERENCE FEE FOR KINTESHIA SCOTT
725.00	GLOVER	QUANEISHA	NATL ASSN REG U	NARUC REGISTRATION FEE KAREN SISTRUNK
725.00	GLOVER	QUANEISHA	NATL ASSN REG U	NARUC REGISTRATION FEES KINTESHIA SCOTT
1,726.42	BELLE	CHERRY	TOTAL OFFICE PRC	OFFICE SUPPLIES FOR THE AGENCY
1,062.00	BELLE	CHERRY	TOTAL OFFICE PRC	OFFICE SUPPLIES FOR THE AGENCY
426.40	GLOVER	QUANEISHA	AMERICAN 001248	AIRLINE FEE FOR KINTESHIA SCOTT
299.00	GLOVER	QUANEISHA	AMTRAK .CO29707	AMTRAK TICKET PURCHASE FOR ADAM CARLESCO
468.12	BELLE	CHERRY	CISCO SYSTEMS IN	SUBSCRIPTION SERVICES FOR THE AGENCY.
1,848.79	BELLE	CHERRY	TOTAL OFFICE PRC	OFFICE SUPPLIES FOR THE AGENCY
129.98	BELLE	CHERRY	TOTAL OFFICE PRC	OFFICE SUPPLIES FOR THE AGENCY
5.36	GLOVER	QUANEISHA	ETSY.COM*GROTEI	CERTIFICATES PURCHASED FOR STAFF APPRECIATION DAY
1,674.10	GLOVER	QUANEISHA	MARRIOTT DES SPI	HOTEL RESERVATION FEE FOR KINTESHIA SCOTT
19.10	BELLE	CHERRY	EXPEDIA 726878821	Transaction fee for Ade Adeniyi airlines tickets.
54.38	BELLE	CHERRY	AMAZON.COM*TG	case of paper for the agency.
895.00	BELLE	CHERRY	NATL ASSN REG U	The conference fee for Ade Adeniyi
(324.87)	GLOVER	QUANEISHA	HOTELSCOM720504	REFUND FROM HOTEL FEE FOR KNIA TANNER
546.69	BELLE	CHERRY	AMERICAN 001804	Airline tickets for Ade Adeniyi
528.20	BELLE	CHERRY	UNITED 01680247	Airline tickets for Ade Adeniyi
1,137.83	GLOVER	QUANEISHA	LA QUINTA HOTEL	Nick Gumer hotel receipt
575.00	BELLE	CHERRY	NASUCA	The conference fee for Yohannes Mariam.
1,575.00	BELLE	CHERRY	NASUCA	CONFERENCES FEES FOR ADAM CARLESCO, KNIA TANNER AND JASON STARKS.
982.90	BELLE	CHERRY	DELTA 006218673	Airline flights for Jason Starks.
463.31	GLOVER	QUANEISHA	STAYBRIDGE SUIT	HOTEL FEE FOR JASON STARKS.
299.80	BELLE	CHERRY	PAYPAL *ZOOMVII	ZOOM LICENSES FOR THE AGENCY
(660.98)	GLOVER	QUANEISHA	SOUTHWES 526221	Airline refund for Sandra Mattavous-Frye. Trip Cancelled.
(660.98)	GLOVER	QUANEISHA	SOUTHWES 526221	Airline refund for Karen Sistrunk. Trip cancelled.
42.85	BELLE	CHERRY	PAYPAL *PRESTO I	NOTARY SUPPLIES FOR TAMIKA DODSON
2,500.00	BELLE	CHERRY	PAYPAL *CESA	membership dues for the agency
272.08	BELLE	CHERRY	COMCAST	Cable services for the agency
209.65	BELLE	CHERRY	TOTAL OFFICE PRC	office supplies for the agency
310.50	BELLE	CHERRY	TOTAL OFFICE PRC	OFFICE SUPPLIES
797.09	GLOVER	QUANEISHA	EMBASSY SUITES	transaction made to pay hotel fee for Sandra Mattavous Frye
50.00	BELLE	CHERRY	IN *BENJI HOLDINC	Delivery services for the agency
2,430.50	BELLE	CHERRY	THE HAMILTON GR	office supplies for the agency
1,161.36	BELLE	CHERRY	MARRIOTT DES SPI	HOTEL FEE FOR ADE ADENYINI

127.20	GLOVER	QUANEISHA	EIG*CONSTANTCO Office Support contract for newsletter
2,488.51	BELLE	CHERRY	THE HAMILTON GR office supplies for the agency
939.00	BELLE	CHERRY	TOTAL OFFICE PRC office supplies for the agency
608.94	BELLE	CHERRY	TOTAL OFFICE PRC office supplies for the agency
2,125.00	BELLE	CHERRY	PAYPAL *NYGBRPI professional video and photography services.
339.28	BELLE	CHERRY	DC BAR professional bar dues for Ade Adenyini
339.28	BELLE	CHERRY	DC BAR Professional bar dues for Kinteshia Scott
258.08	BELLE	CHERRY	COMCAST comcast cable bill for the agency
42.17	BELLE	CHERRY	PYRAMID TECHNO Purchase of security keys for the agency
127.20	GLOVER	QUANEISHA	EIG*CONSTANTCO SUBSCRIPTION SERVICES FOR THE AGENCY.
3,640.00	BELLE	CHERRY	MVP MEDIA NETW Registration fees for Cecilia Jones-Walker & Rakisha Philson
549.00	BELLE	CHERRY	LINKEDIN JOB 9031 JOB ANNOUNCEMENT ADVERTISEMENT FOR THE AGENCY
1,166.80	BELLE	CHERRY	SOUTHWES 526223 Airline Fee for Cecilia Jones-Walker
1,166.80	BELLE	CHERRY	SOUTHWES 526223 Airline Fee for Rakisha Philson
3,000.00	BELLE	CHERRY	IN *MASTV / EL PL/ Advertisement Services for the Agency.
2,299.99	BELLE	CHERRY	THE HAMILTON GR Office supplies
549.00	BELLE	CHERRY	LINKEDIN JOB 9058 JOB ANNOUNCEMENT ADVERTISEMENT FOR THE AGENCY
690.00	BELLE	CHERRY	SENODA INC Printing services for the agency
1,036.27	BELLE	CHERRY	UNITED PLANNING Advertisement Services for the Agency.
549.00	BELLE	CHERRY	LINKEDIN JOB 9085 JOB ANNOUNCEMENT ADVERTISEMENT FOR THE AGENCY
3,000.00	BELLE	CHERRY	IN *MASTV / EL PL/ Advertisement Services for the Agency.

13. For Fiscal Year 2023 and Fiscal Year 2024, to date, please list all intra-District transfers to or from OPC. For each transfer, include the following details:

- a. Buyer agency.**
- b. Seller agency.**
- c. The program and activity codes and names in the sending and receiving agencies' budgets.**
- d. Funding source (i.e. local, federal, SPR).**
- e. Description of memoranda of understanding ("MOU") services.**
- f. Total MOU amount, including any modifications.**
- g. Whether a letter of intent was executed for Fiscal Year 2023 and Fiscal Year 2024, to date, and if so, on what date,**
- h. The date of the submitted request from or to the other agency for the transfer.**
- i. The dates of signatures on the relevant MOU; and**
- j. The date funds were transferred to the receiving agency.**

Refer to Attachment 13.

ATTACHMENT 13
GENERAL QUESTIONS

Question 13:
 For Fiscal Year 2023 and Fiscal Year 2024, to date, please list all intra-District transfers to or from OPC. For each transfer, include the following details:

- a. Buyer agency;
- b. Seller agency;
- c. The program and activity codes and names in the sending and receiving agencies' budgets;
- d. Funding source (i.e. local, federal, SPR);
- e. Description of memoranda of understanding ("MOU") services;
- f. Total MOU amount, including any modifications;
- g. Whether a letter of intent was executed for Fiscal Year 2023 and Fiscal Year 2024, to date, and if so, on what date;
- h. The date of the submitted request from or to the other agency for the transfer;
- i. The dates of signatures on the relevant MOU; and
- j. The date funds were transferred to the receiving agency.

Response:
 FY 2023

OPC - Buyer:

The amounts listed below were transferred to other agencies as intradistrict transfers. The amounts for the fixed costs were communicated to the agency during the budget process. The amounts for the Purchase Card purchases were estimated by the agency. No letter of intent for these services were prepared. The funds are generally transferred to the seller agencies in the first week of October of each year.

Account Group	Program	Cost Center	Funding Source	Description	Amount	Transferred To
712100C	100042	30040	SPR	Automotive fuel for agency fleet	45	Department of Public Works
712100C	100113	30040	SPR	Costs associated with sustainable energy	2,175	Office of Financial Resource & Management
712100C	100113	30040	SPR	Telecommunications and RTS requests	64,669	Office of the Chief Technology Officer
712100C	100113	30040	SPR	Building rent for the agency's primary location	1,289,451	Office of Financial Resource & Management
713100C	100042	30040	SPR	Automotive maintenance and repairs for agency fleet	1,743	Department of Public Works
713100C	100113	30040	SPR	Purchase and travel card advances	193,400	Office of Financial Resource & Management
713100C	100071	30040	SPR	OCFO assessment	24,418	Office of the Chief Technology Officer
713100C	300088	30110	SPR	Human resources services	43,610.25	Department of Human Resources
				Total	1,619,510	

OPC - Seller:

No intra-District transfers from other agencies have been received in FY 2023 to date.

FY 2024

OPC - Buyer:

The amounts listed below were transferred to other agencies as intradistrict transfers. The amounts for the fixed costs were communicated to the agency during the budget process. The

Account Group	Program	Cost Center	Funding Source	Description	Amount	Transferred To
712100C	100113	30040	SPR	Costs associated with sustainable energy	3,298	Office of Financial Resource & Management
712100C	100113	30040	SPR	Telecommunications and RTS requests	20,000	Office of the Chief Technology Officer
712100C	100113	30040	SPR	Building rent for the agency's primary location	1,289,504	Office of Financial Resource & Management
713100C	100042	30040	SPR	Automotive maintenance and repairs for agency fleet	2,014	Department of Public Works
713100C	100113	30040	SPR	Purchase and travel card advances	83,400	Office of Financial Resource & Management
713100C	100071	30040	SPR	OCFO assessment	13,500	Office of the Chief Technology Officer
713100C	300088	30110	SPR	Human resources services	42,692.56	Department of Human Resources
				Total	1,454,399	

OPC - Seller:

No intra-District transfers from other agencies have been received in FY 2024 to date.

14. Please list any additional intra-district transfers planned for Fiscal Year 2024, including the anticipated agency(ies), purposes, and dollar amounts.

No new intra-district transfers are planned for OPC for FY 2024.

15. For Fiscal Year 2023 and Fiscal Year 2024, to date, please identify any special purpose revenue funds maintained, used, or available for use by the Office. For each fund identified, provide:

- a. The revenue source name and code.
- b. The source of funding.
- c. A description of the program that generates the funds.
- d. The amount of funds generated by each source or program.
- e. Expenditures of funds, including the purpose of each expenditure; and
- f. The current fund balances.

Refer to Attachment 15.

ATTACHMENT 15
GENERAL QUESTIONS

Question 15:
Response:

**Office of the People's Counsel
Special Purpose Revenue
FY23 & FY24 (as 9-30-2023)**

Fund Title/Revenue Source	DIFS Fund	Account Description	FY 2023 Actuals	FY 2024 Actuals
OPERATING - UTILITY ASSESSMENT	1060127	UTILITIES REIMBURSEMENT	\$ 10,372,971	\$ -
<i>Expenditures</i>			<i>10,276,928</i>	<i>2,663,889</i>
Balance			\$ 96,043	\$ (2,663,889)

Fund Bal: \$1,430,802.21 Refund to Utility Companies: \$990,200 Remaining Fund Balance: \$440,602.21

Program Description: Utility Assessment

Revenues are derived from fees assessed to the three traditional utilities (electric, gas and telephone) and competitive service providers. Each company is charged a pro rata share of the Public Service Commission's total approved annual operating budget based on their percentage share of the total jurisdictional revenue generated in the District of Columbia market place.

Note:

1. Utilities and competitive service providers are assessed their portion of the current fiscal year assessments in the month of August. FY 2024 total revenue will not be due until August 2024.

Budgets:

FY 2023 Budget = \$11,267,128

NOTE: The fund balance of \$440,602.21 does not include the offset of \$250K for FY 2025.

22. Please list all MOU executed by OPC during Fiscal Year 2023 and Fiscal Year 2024, to date as well as MOU currently in force. For each, indicate the date on which the MOU was entered and the termination date.

- 1. An MOU with DCHR, in the amount of \$2,351.56, for compliance services covers the period from October 1, 2023, through September 30, 20024.*
- 2. An MOU with DCHR, in the amount of \$40,331.00 for HR Services covers the period from October 1, 2023, through September 30, 2024.*

23. Please list the ways, other than MOU, in which the Office collaborated with analogous agencies in other jurisdictions, with federal agencies, or with non-governmental organizations in Fiscal Year 2023 and Fiscal Year 2024, to date.

Collaboration with Agencies in other Jurisdictions and Non-Governmental Organizations OPC is a member of PJM Interconnection, LLC (“PJM”), the regional grid operator (“RTO”), and votes and actively participates in stakeholder meetings. OPC is also a member of the Consumer Advocates of the PJM States, Inc. (“CAPS”), a group of state-directed consumer advocate offices from states in the PJM footprint. OPC regularly collaborates with other CAPS members on issues both at PJM and the Federal Energy Regulatory Commission (“FERC”). This collaboration includes meetings, hiring consultants, developing stakeholder proposals, and filing pleadings at FERC. OPC is a member of the National Association of State Utility Consumer Advocates. NASUCA is an umbrella organization representing utility consumer advocate agencies across the nation. OPC regularly collaborates with NASUCA members regarding utility issues and is actively involved 14 with NASUCA’s member committees. A member of OPC staff represents NASUCA at the Federal Communications Commission’s Consumer Advisory Committee. OPC regularly collaborates with environmental organizations, public power entities, trade associations, utilities, and other market participants.

This collaboration includes meetings, and as appropriate for the public interest, hiring consultants, developing stakeholders’ proposals, and filing joint pleadings at the DC Public Service Commission and FERC. Collaboration with and appearances before federal agencies and courts. OPC maintains an active litigation practice before FERC, representing ratepayers on issues related to wholesale market design, transmission policy, and other areas that impact District ratepayers. Additionally, OPC regularly meets with FERC Commissioners and staff to discuss issues important to the District and consumers. Occasionally, FERC will hold technical conferences to discuss significant policy issues impacting the wholesale markets.

OPC works closely with the Health Care Finance, Child and Family, Department of Energy and Environment, and Department of Human Services, sharing information on clients that need utility assistance. OPC is the advocate for DC Residents and Consumers of the public utilities and each of the agencies listed above reaches out to OPC to assist their clients when issues arise with their utility services. OPC meets on-call with the Health Care Finance and Behavior Health along with core contracting non-profits in Zoom meetings to help resolve residents, whose services are pending disconnection or disconnected. OPC works closely with the DC Council staff when contacted and requested to assist with their constituency, regarding their utilities and the Councilmember can provide funding to the public utility to assist the consumer. OPC works in partnership with the Greater Washington Urban League negotiating with the public utility to get funding to assist with getting consumers’ energy and water restored.

- 24. Please identify all recommendations made by the Office of the Inspector General, D.C. Auditor, or other federal or local oversight entities during the previous three years. Please provide an update on actions taken to address these recommendations. If the recommendation has not been implemented, please explain why.**

No recommendations have been made by any Local, federal, or oversight entity in the last three years for the Office of the People's Counsel.

25. Please list all capital projects in the financial plan and provide an update on all capital projects under the OPC's purview in Fiscal Year 2023 and Fiscal Year 2024, to date, including the amount budgeted, actual dollars spent, and any remaining balances. In addition, please provide the following:

OPC does not have any capital projects.

26. Please provide a table showing OPC's Council-approved budget, revised budget (after Reprogrammings, etc.), and actual spending, by program and activity, for Fiscal Years 2022, 2023, and the first quarter of 2024. For each program and activity, please include the total budget and break down the budget by funding source (federal, local, special purpose revenue, or intra-district funds).

a. Include any over- or under-spending. Explain any variances between fiscal year appropriations and actual expenditures for fiscal years 2021, 2022 and 2023 for each program and activity code.

Refer to Attachment 26.

b. Attach the cost allocation plans for fiscal years 2021, 2022, and 2023.

The agency does not submit cost allocation plans.

c. In Fiscal Year 2022 or Fiscal Year 2023, did the Office have any federal funds that lapsed? If so, please provide a full accounting, including amounts, fund sources (e.g., grant name), and reason the funds were not fully expended.

No federal funds lapsed in FY 2023 to date.

ATTACHMENT 26A

GENERAL QUESTIONS

Question 26:

Please provide a table showing OPC's Council-approved budget, revised budget (after reprogrammings, etc.), and actual spending, by program and activity, for Fiscal Years 2022, 2023, and the first quarter of 2024. For each program and activity, please include the total budget and break down the budget by funding source (federal, local, special purpose revenue, or intra-district funds).

a. Include any over- or under-spending. Explain any variances between fiscal year appropriations and actual expenditures for fiscal years 2021, 2022 and 2023 for each program and activity code.
 b. Attach the cost allocation plans for fiscal years 2021, 2022, and 2023.

c. If Fiscal Year 2022 or Fiscal Year 2023, did the Office have any federal funds that lapsed? If so, please provide a full accounting, including amounts, fund sources (e.g., grant name), and reason the funds were not fully expended.

Response: FY 2023 as of 01-10-2024

Office of the People's Counsel (DJ0)

Please see chart below for item a.

Program/Activity	Approved Budget FY 2023	Revised Budget FY 2023	Actual Spending	Available Balance	% Expended	Explanation for Variance in FY 2023
1010001 LOCAL FUND						
(300091) Water Services						
(30111) Water Services Division	1,012,875	655,675	605,855	49,820	92%	Surplus resulting from vacant FTEs
Total - 1010001 LOCAL FUND	1,012,875	655,675	605,855	49,820	92%	
1060127 SPECIAL PURPOSE REVENUE FUNDS 'O-TYPE						
(100003) Communications - General						
(30119) Communications Division - DJ0	259,388	259,388	281,902	(22,514.54)	109%	The deficit resulted from higher fringe benefit cost than projected
(100022) Contracting And Procurement - General						
(30040) Operations Division - CIO	309,605	309,605	316,834	(7,229.24)	102%	The deficit resulted from higher fringe benefit cost than projected
(100042) Fleet Management - General						
(30040) Operations Division - CIO	16,787	11,787	5,717	6,070.85	48%	Surplus due to unspent funds for Automotive equipment
(100058) Human Resource Services - General						
(30117) Human Resources Division - DJ0	602,055	527,055	565,662	(38,606.70)	107%	The deficit resulted from higher fringe benefit cost than projected
(100071) Information Technology Services - General						
(30040) Operations Division - CIO	680,063	868,359	803,562	64,796.70	93%	Surplus due to vacant FTEs
(100113) Property, Asset And Logistics Management - General						
(30040) Operations Division - CIO	1,960,938	1,900,499	1,636,469	264,029.50	86%	Surplus due to lower level of expenditure in furniture and equipment.
(150003) Agency Budgeting And Financial Management Services						
(10001) Budget Division	397,075	397,075	353,638	43,436.91	89%	Variance in PS due to vacant FTEs and fluctuations in fringe benefit rate
(30040) Operations Division - CIO	275,000	160,000	142,243	17,756.83	89%	Surplus due to lower level of expenditure in employee Tuition, Travel and Advertising
(300088) Consumer Services						
(30110) Consumer Services Division	4,252,960	3,995,892	3,778,969	216,922.81	95%	Surplus due to lower level of expenditure in Professional Services
(300090) Public Information And Dissemination						
(30114) Office of the Deputy People's Counsel	2,513,257	1,943,312	2,343,741	(400,429.09)	121%	Deficit in PS due to fluctuation in Fringe Benefits (Office of Deputy People's Counsel).
(30110) Consumer Services Division						
Total 1060127 SPECIAL PURPOSE REVENUE FUNDS 'O-TYPE	11,267,128	10,372,971	10,228,737	144,234	99%	
Total Approved Operating Budget	12,280,003	11,028,646	10,834,592	194,054	98%	

Response b:
 Agency does not submit cost allocation plans.

Response c:
 No federal funds lapsed in FY 2023 to date.

Question 26:

Please provide a table showing OPC's Council-approved budget, revised budget (after reprogrammings, etc.), and actual spending, by program and activity, for Fiscal Years 2022, 2023, and the first quarter of 2024. For each program and activity, please include the total budget and break down the budget by funding source (federal, local, special purpose revenue, or intra-district funds).

a. Include any over- or under-spending. Explain any variances between fiscal year appropriations and actual expenditures for fiscal years 2021, 2022 and 2023 for each program and activity code.

b. Attach the cost allocation plans for fiscal years 2021, 2022, and 2023.

c. If Fiscal Year 2022 or Fiscal Year 2023, did the Office have any federal funds that lapsed? If so, please provide a full accounting, including amounts, fund sources (e.g., grant name), and reason the funds were not fully expended.

Response: FY 2022 as of 01-10-2024

Office of the People's Counsel (DJO)

Please see chart below for item a.

Program/Activity	Approved Budget FY 2022	Revised Budget FY 2022	Actual Spending	Available Balance	% Expended	Explanation for Variance in FY 2022
0600 (SPECIAL PURPOSE REVENUE FUNDS 'O-TYPE)						
(1000) Agency Management						
(1010) Personnel	491,516	491,516	464,625	26,891	95%	Underspending in personnel services due to fringe benefits fluctuations.
(1020) Contracting And Procurement	292,615	292,615	291,267	1,348	100%	Underspending in personnel services due to fringe benefits fluctuations.
(1030) Property Management	1,473,746	1,181,202	1,200,556	-8,084	102%	Variance resulted from telecommunication expenditures/services
(1040) Information Technology	553,824	587,842	583,612	4,230	99%	Budget exceeded the spending projections for equipment category.
(1050) Financial Management	210,000	140,000	129,514	10,486	93%	Budget exceeded the spending projections for Other Services.
(1070) Fleet Management	17,317	17,317	6,645	10,672	38%	Budget exceeded the spending projections for Fleet services budget (auto fuel etc.).
(1085) Customer Service	248,839	248,839	267,964	-19,125	108%	Variance resulted from terminal leave payments & fluctuations in the fringe benefits.
Subtotal (1000) Agency Management	3,287,856	2,959,330	2,944,182	26,418	99%	"
(100F) Agency Financial Operations						
(110F) Budget Operations	382,626	382,626	407,906	-25,280	107%	Variance resulted from terminal leave and fringe benefits fluctuations for the Budget Operations.
Subtotal (100F) Agency Financial Operations	382,626	382,626	407,906	-25,280	107%	"
(2000) Office of People's Counsel						
(2010) Consumer Advocacy and Representation	4,204,611	4,020,347	3,839,649	180,698	96%	Variance resulted from vacant FTEs in the Consumer Advocacy and Representation division.
(2020) Public Information Dissemination	2,460,200	2,170,843	2,351,495	-180,652	108%	Variance resulted from labor distribution charges for FTEs budgeted in Public Information Dissemination office in addition to increased expenditures in Office Supplies and Other Services.
Subtotal (2000) Office of People's Counsel	6,664,810	6,191,190	6,191,144	46	100%	"
0100 (LOCAL FUND)						
(2000) Office of People's Counsel						
(2030) DC Water - Consumer Advocacy and Represent.	674,560	624,560	605,438	19,122	97%	Variance due to vacant Locally funded FTEs.
Subtotal (2000) Office of People's Counsel	674,560	624,560	605,438	19,122	97%	"
Total Approved Operating Budget	11,009,852	10,157,706	10,148,670	20,306	100%	"

Response b:

Agency does not submit cost allocation plans.

Response: c:

No federal funds lapsed in FY 2022.

Question 26:

Please provide a table showing OPC's Council-approved budget, revised budget (after reprogrammings, etc.), and actual spending, by program and activity, for Fiscal Years 2022, 2023, and the first quarter of 2024. For each program and activity, please include the total budget and break down the budget by funding source (federal, local, special purpose revenue, or intra-district funds).

a. Include any over- or under-spending. Explain any variances between fiscal year appropriations and actual expenditures for fiscal years 2021, 2022 and 2023 for each program and activity code.
 b. Attach the cost allocation plans for fiscal years 2021, 2022, and 2023.
 c. If Fiscal Year 2022 or Fiscal Year 2023, did the Office have any federal funds that lapsed? If so, please provide a full accounting, including amounts, fund sources (e.g., grant name), and reason the funds were not fully expended.

Response: Q1 FY 2024 as of 12-30-23

Office of the People's Counsel (DJ0)

Program/Activity	Approved Budget FY 2024	Revised Budget FY 2024	Actual Spending	Available Balance	% Expended	Explanation for Variance in FY 2024
1010001 LOCAL FUND						
(300091) Water Services						
(30111) Water Services Division	1,025,549	1,025,549	207,396	818,153	20%	The agency is on target in expending FY24 appropriation
Total - 1010001 LOCAL FUND	1,025,549	1,025,549	207,396	818,153	20%	
1060127 SPECIAL PURPOSE REVENUE FUNDS 'O-TYPE						
(100003) Communications - General						
(30119) Communications Division - DJ0	295,860	295,860	73,695	222,165.30	25%	The agency is on target in expending FY24 appropriation.
(100022) Contracting And Procurement - General						
(30040) Operations Division - CIO	321,615	321,615	95,903	225,711.99	30%	The agency is on target in expending FY24 appropriation.
(100042) Fleet Management - General						
(30040) Operations Division - CIO	9,563	9,563	135	9,428.31	1%	The agency is on target in expending FY24 appropriation.
(100058) Human Resource Services - General						
(30117) Human Resources Division - DJ0	748,330	748,330	162,315	586,015.12	22%	The agency is on target in expending FY24 appropriation.
(100071) Information Technology Services - General						
(30040) Operations Division - CIO	596,021	596,021	144,779	451,242.54	24%	The agency is on target in expending FY24 appropriation.
(100113) Property, Asset And Logistics Management - General						
(30040) Operations Division - CIO	1,606,706	1,606,706	431,804	1,174,901.87	27%	The agency is on target in expending FY24 appropriation.
(150003) Agency Budgeting And Financial Management Services						
(10001) Budget Division	415,761	415,761	74,705	341,056.12	18%	The agency is on target in expending FY24 appropriation.
(30040) OPERATIONS DIVISION - CIO	267,500	267,500	4,239	263,260.52	2%	The agency is on target in expending FY24 appropriation.
(00000) No Cost Center						
(300088) Consumer Services						
(30110) Consumer Services Division	4,637,618	4,637,618	623,573	4,014,045.35	13%	The agency is on target in expending FY24 appropriation.
(300090) Public Information And Dissemination						
(30114) Office of the Deputy People's Counsel	2,668,704	2,668,704	539,977	2,128,726.21	20%	The agency is on target in expending FY24 appropriation.
(30110) Consumer Services Division						
Total 1060127 SPECIAL PURPOSE REVENUE FUNDS 'O-TYPE	11,567,679	11,567,679	2,165,615	9,402,063	19%	
Total Approved Operating Budget	12,593,228	12,593,228	2,373,011	10,220,216	19%	

Note:

This report does not include obligations in the amount of \$1,028,338.

Response b:

Agency does not submit cost allocation plans.

Response c:

No federal funds lapsed in FY 2023 to date.

27. Please provide a list of all budget enhancement requests (including, but not limited to, capital Improvement needs) for Fiscal Year 2023 and Fiscal Year 2024, to date. For each, include a description of the need and the amount of funding requested.

In FY2023, OPC received an additional \$338,315 in the Water Services Division (WSD) budget. The increase consisted of three additional positions, two Community Outreach Specialists and one Program Support Specialist. Salary adjustments for staff which totaled \$37,168 and additional funds in fixed costs, for increased rent.

In FY2024, OPC submitted one enhancement for the Water Services Division which totaled \$100,00 for an increase in NPS funds for technical and contractual support. This enhancement was not approved.

In FY2025 OPC submitted three enhancements for the Water Services Division which totaled \$254,231. The three enhancements are as follows:

1. One additional FTE position – Community Outreach Specialist to assist with the increase in consumer complaints. In FY2023, WSD has taken on a historic number of cases, totaling 1,172. In FY2022, there were a total of 824 water cases, in FY2021 this number represented 486. From FY2022 to FY2023, this represents a 42% increase in water cases. This position will work with the existing WSD staff to close cases timelier and to assist with locating available resources to assist consumers with billing issues. This enhancement will allow WSD to assist District residents more efficiently.

2. Salary increases for five employees, all Community Outreach Specialists. The purpose of this enhancement is to bring the Water Services Division staff salaries more in line with the salaries of the Consumer Services Division (CSD). Both divisions perform the same functions, however, the salaries of the CSD staff for the same positions are substantially higher than the WSD staff. This enhancement will correct this disparity of the five WSD positions.

3. An additional \$75,000 in NPS funding is requested for outside law firms and technical consultants. OPC has one in-house attorney position in WSD. Outside counsel and technical consultant support will enhance the in-house attorney's representation towards the fulfillment of OPC's mission to protect the interests of DC Water's customers in compliance with the District of Columbia Water and Sewer Authority Omnibus Amendment Act of 2020 to ensure delivery of intended consumer benefits and protections.

For FY2025, the gross budget for WSD totals \$974,272 and 8 FTE positions. If all FY2025 are approved/fully funded, the WSD budget would total \$1,228,503.

- 28. Please list, in chronological order, every reprogramming in Fiscal Year 2023 and Fiscal Year 2024, to date, which had an impact on OPC, including those which moved funds into, out of, And within the Office. For each reprogramming, please list the date, amount, rationale, and reprogramming number, and indicate whether a reprogramming impacted the Office's ability to carry out a directive or recommendation of the Committee. Please include the revised, final budget for the Office after the reprogramming for Fiscal Year 2023 and Fiscal Year 2024.**

Refer to Attachment 28.

ATTACHMENT 28

GENERAL QUESTIONS

Question 28:

Please list, in chronological order, every reprogramming in Fiscal Year 2023 and Fiscal Year 2024, to date, which had an impact on OPC, including those which moved funds into, out of, and within the Office. For each reprogramming, please list the date, amount, rationale, and reprogramming number, and indicate whether a reprogramming impacted the Office's ability to carry out a directive or recommendation of the Committee. Please include the revised, final budget for the Office after the reprogramming for Fiscal Year 2023 and Fiscal Year 2024.

Response:

Original Purpose of Funds	Date	PROGRAM		COST CENTER		ACCOUNT		PROGRAM		COST CENTER		ACCOUNT		Amount		Reprogramming Rationale	
		From	To	From	To	From	To	From	To	From	To	From	To	Decrease	Increase		
Reprogramming #1: FY 2023 - Special Purpose Revenue Funds																	
Reprogram FY23 Funds to support revised agency spending plans for DJO.	5/15/2023	300088,		30110,		7011001,		100071,		100113,		30040,		30110			The reprogrammed funds will be used for: (1) professional services to cover office construction, language translations, and support for education and outreach initiatives; (2) contractual services to support video and podcast production as well as education and outreach initiatives; (3) purchase of new laptops for agency staff to replace the old ones; (4) purchase of furniture for new office space; (5) purchase of printers for agency management; (6) maintenance of IT hardware and machinery.
		100058		30117		7014008,		300088				7171008,		7131006,		\$ 490,000.00	
Reprogramming #2: FY 2023 - Special Purpose Revenue Funds																	
Reprogram FY23 Funds to support revised agency spending plans for DJO.	6/8/2023	300090,		30114,		7011001,		300088,		100113,		30040,		30110			The purpose of this reprogramming is to align the budget with the revised spending plans for FY 2023. The reprogrammed funds will be used for: (1) remaining office renovations and construction work after the agency relocated early this fiscal year; (2) cover costs of IT hardware (laptops); (3) and to cover the costs relating to the purchase card items (office support) through September 30, 2023. This reprogramming did not impact PSC's ability to carry out a directive or recommendation of the Committee.
		150003,		30040,		7111002,		100071				7131009,		7131011,		\$ 290,000.00	
Reprogramming #3: FY 2023 - Special Purpose Revenue Funds																	
Reprogram FY23 Funds to support revised agency spending plans for DJO.	9/21/2023	100113		30040		7131006		100042,		300088		30040,		30110			The reprogrammed funds will be used for vehicle maintenance and fuel (DPW) that are projected to exceed initially budgeted amounts in the FY 2023 budget. In addition, a reprogramming of \$50,000.00 will ensure that the agency has sufficient funds to cover all obligations and expenditures relating to travel & training, and professional services through September 30, 2023.
																\$ 55,500.00	

No funds have been reprogrammed in FY 2024 to date.

No funds were transferred out of the agency in FY 2022 or FY 2023.

29. Please list each grant or sub-grant received by OPC in Fiscal Year 2023 and Fiscal Year 2024, to date. List the date, amount, and purpose of the grant or sub-grant received. Additionally, provide the following:

- a. Whether any FTEs are dependent on grant funding and, if so, how many; and**
- b. A description of the terms of this funding, and, if it is set to expire, what plans, if any, there are in place to continue funding.**

The Agency did not receive a grant or sub-grant in Fiscal Year 2022 and Fiscal Year 2023.

30. Please describe any grant the Office is, or is considering, applying for in Fiscal Year 2024.

The agency is not considering any federal grants in FY 2024.

31. Please list each contract, procurement, lease, and grant (“contract”) awarded, executed, extended, or option years exercised, by OPC during Fiscal Year 2023 and Fiscal Year 2024, to date. For each contract, please provide the following information, where applicable:

Refer to Attachment 31.

ATTACHMENT 31

GENERAL QUESTIONS

Question #31 FY23

Contracting Party	Contract #	Contract Type	Contract Purpose	Outputs and Delivery of Service	Deliverable Status	Amount Budgeted	Amount Spent	Term	Competitively Bid	Subcontracting Status	CBE	Agency Division	Monitor	Funding Sources
Aspen of DC	VO172916	DCSS	Temporary Staffing Support	Delivery of Service	Delivered	\$85,000.00	\$83,319.50	10/21-9/22	NO	NO	YES	Operations	E.Scott	Special Purpose
B&B Solutions	FY22-1-C13620	DCSS	Alcatel Cloud Voice Services- Telecom/Relocation	Delivery of Service	Delivered	\$106,016.96	\$106,016.96	10/21-9/22	NO	NO	YES	Operations	E.Scott	Special Purpose
B&B Solutions	FY22-2-C13620	DCSS	Remote Video Production	Delivery of Service	Delivered	\$2,550.00	\$2,550.00	10/21-9/22	NO	NO	YES	Operations	E.Scott	Special Purpose
B&B Solutions	FY22-3-C13620	DCSS	Electrical/Supplies Furniture Removal & Delivery	Delivery of Service	Delivered	\$2,200.00	\$2,200.00	10/21-9/22	NO	NO	YES	Operations	E.Scott	Special Purpose
B&B Solutions	FY22-4-C13620	DCSS	Enhanced Office Cleaning & Expedited Office Cleaning	Delivery of Service	Delivered	\$27,648.00	\$27,648.00	10/21-9/22	NO	NO	YES	Operations	E.Scott	Special Purpose
B&B Solutions	FY22-5-C13620	DCSS	IP Video System Maintenance	Delivery of Service	Delivered	\$11,610.00	\$11,610.00	10/21-9/22	NO	NO	YES	Operations	E.Scott	Special Purpose
B&B Solutions	FY22-6-C13620	DCSS	Relocation Project Management-Logistics	Delivery of Service	Delivered	\$45,378.00	\$45,378.00	10/21-9/22	NO	NO	YES	Operations	E.Scott	Special Purpose
B&B Solutions	FY22-7-C13620	DCSS	Alcatel Cloud Voice Services Equipment/Maintenance	Delivery of Service	Delivered	\$37,896.00	\$37,896.00	10/21-9/22	NO	NO	YES	Operations	E.Scott	Special Purpose
Campbell and Company DC	OPC-FY21-3b	RFP	Event Production-Editing	Delivery of Service	Delivered	\$6,737.00	\$6,737.00	10/21-9/22	YES	NO	YES	WSD	A.Anderson	Special Purpose
Campbell and Company DC	OPC-FY21-3a	RFP	Climate Conference Media Buy	Delivery of Service	Delivered	\$23,648.60	\$23,648.60	10/21-9/22	YES	NO	YES	WSD	A.Anderson	Special Purpose
Campbell and Company DC	OPC-FY21-3	RFP	Climate Conference Event Project Management	Delivery of Service	Delivered	\$27,724.62	\$27,724.62	10/21-9/22	YES	NO	YES	WSD	A.Anderson	Special Purpose
Capital Business Solutions, LLC	OPC-FY22-5/20	RFP	Agency Training Series	Delivery of Service	Delivered	\$30,751.18	\$30,751.18	10/21-9/22	YES	NO	YES	Operations	E.Bright	Special Purpose
Colonial Parking, Inc.	OPC-FY22-24	Sole Source	Agency Vehicle Parking	Delivery of Service	Delivered	\$19,168.32	\$19,168.32	10/21-9/22	NO	NO	NO	Operations	C.Belle	Special Purpose
Comcast Cable Communications	NA	DCSS	Agency Cable Services	Delivery of Service	Delivered	\$1,379.73	\$1,379.73	10/21-9/22	NO	NO	NO	Operations	C.Belle	Special Purpose
Data Net Systems Corp	C16905-V2	DCSS	Website Hosting and Maintenance	Delivery of Service	Delivered	\$14,812.44	\$14,812.44	10/21-9/22	NO	NO	YES	Operations	A.Lee	Special Purpose
Datawatch Systems	14795	Sole Source	Agency Security System Monitoring	Delivery of Service	Delivered	\$3,288.82	\$3,288.82	10/21-9/22	NO	NO	NO	Operations	A.Lee	Special Purpose
Goldblatt Martin Posen LLP	OPC-FY22-1	DCSS	Legal Services	Delivery of Service	Delivered	\$14,866.25	\$14,866.25	10/21-9/22	NO	NO	YES	Operations	E.Scott	Special Purpose
Harrison Maldonado Associates	OPC-FY22-19	DCSS	Translation Services	Delivery of Service	Delivered	\$2,893.07	\$2,893.07	10/21-9/22	NO	NO	YES	Operations	E.Scott	Special Purpose
Iron Mountain Info Mgmt LLC	OPC-FY22-22	Sole Source	Remote Records/File Management	Delivery of Service	Delivered	\$6,021.80	\$6,021.80	10/21-9/22	NO	NO	NO	LSD	T.Dodson	Special Purpose
Just One Technology LLC	OPC-FY22-18	Sole Source	Complaint Management System Services - SOP/Help Desk	Delivery of Service	Delivered	\$110,430.00	\$110,430.00	10/21-9/22	YES	NO	NO	Operations	E.Coard	Special Purpose
Leibos Digital Solutions Inc.	OPC-FY22-23	Sole Source	Internet Quantum (IQ) Support and Data IT Networking-Cyber/Security- IT Updates-IT Hardware-IT SoftwareIT-Cabling-WIFI	Delivery of Service	Delivered	\$1,922.57	\$1,922.57	10/21-9/22	NO	NO	NO	Operations	A.Lee	Special Purpose
MVS Inc	C15936	DCSS	Hardware-IT SoftwareIT-Cabling-WIFI	Delivery of Service	Delivered	\$168,973.47	\$168,973.47	10/21-9/22	NO	NO	YES	Operations	A.Lee	Special Purpose
MASUCA	NA	Sole Source	Agency Industry Association Membership	Delivery of Service	Delivered	\$11,197.00	\$11,197.00	10/21-9/22	NO	NO	NO	Operations	C.Belle	Special Purpose
Pitney Bowes	OPC-FY22-15	DCSS	Postage Meter	Delivery of Service	Delivered	\$2,000.00	\$2,000.00	10/21-9/22	NO	NO	NO	Operations	A.Lee	Special Purpose
PT78 LLC	OPC-FY21-12	Sole Source	Complaint Management System Development & Implementation	Delivery of Service	Delivered	\$294,493.15	\$294,493.15	10/21-9/22	YES	NO	NO	Operations	A.Lee	Special Purpose
Public Performance Management	OPC-FY22-6	Sole Source	Agency Copier Maintenance & Service	Delivery of Service	Delivered	\$7,643.04	\$7,643.04	10/21-9/22	NO	NO	YES	Operations	A.Lee	Special Purpose
Quench USA Inc.	D071067	Sole Source	Drinking Water Service	Delivery of Service	Delivered	\$673.20	\$673.20	10/21-9/22	NO	NO	NO	Operations	E.Scott	Special Purpose
RELX Inc.	OPC-FY22-3	Sole Source	Lexis-Nexis Subscription	Delivery of Service	Delivered	\$28,836.00	\$28,836.00	10/21-9/22	NO	NO	NO	Operations	A.Lee	Special Purpose
Rivendell International	OPC-FY21-16	Sole Source	Website Design & Implementation	Delivery of Service	Delivered	\$84,690.00	\$84,690.00	10/21-9/22	YES	NO	YES	Communications	P.Harmon	Special Purpose
Senoda Inc	OPC-FY22-16	Sole Source	Consumer Services Foto Novela	Delivery of Service	Delivered	\$3,438.00	\$3,438.00	10/21-9/22	YES	NO	YES	Communications	P.Harmon	Special Purpose
Technomic LLC	CW83178	DCSS	Agency Training	Delivery of Service	Delivered	\$4,400.00	\$4,400.00	10/21-9/22	YES	NO	YES	Operations	E.Bright	Special Purpose

The Hamilton Group	C1805	Sole Source	Agency Supplies and Outreach Material	Delivery of Service	Delivered	\$34,614.00	\$34,614.00	10/21-9/22	NO	NO	YES	Operations	C.Belle	Special Purpose
Veritas Consulting Group	15260899032022	Sole Source	AV Equipment - Relocation	Delivery of Service	Delivered	\$48,552.00	\$48,552.00	10/21-9/22	NO	NO	YES	Operations	A.Lee	Special Purpose
WMATA	OPC-FY22-14	Sole Source	Agency Metro Benefits	Delivery of Service	Delivered	\$2,791.40	\$2,791.40	10/21-9/22	NO	NO	NO	Operations	E.Scott	Special Purpose
Xerox Financial Services	010-0054757-001	DCSS	Xerox Copier	Delivery of Service	Delivered	\$52,450.29	\$52,450.29	10/21-9/22	NO	NO	NO	Operations	E.Scott	Special Purpose
Wilson Energy Economics	K22-1	Sole Source	PJM Related	Delivery of Service	Delivered	\$30,000	\$30,000	10/21-9/22	NO	NO	NO	Litigation Services	N.Gumer/C. Sellers	Special Purpose
Rod Walker & Associates Consulting	K22-2	Competitive	General Technical	Delivery of Service	Delivered	\$20,000	\$20,000	10/21-9/22	YES	NO	NO	Litigation Services	N.Gumer/C. Sellers	Special Purpose
GDS Associates, Inc.	K22-3	Competitive	General Technical	Delivery of Service	Delivered	\$55,000	\$38,207.00	10/21-9/22	YES	NO	NO	Litigation Services	N.Gumer/C. Sellers	Special Purpose
McCarter & English, LLP	K22-4	Competitive	General Legal	Delivery of Service	Delivered	\$35,000	\$3,533.00	10/21-9/22	YES	NO	NO	Litigation Services	N.Gumer/C. Sellers	Special Purpose
Spiegel & McDiarmid, LLP	K22-5	Competitive	General Legal	Delivery of Service	Delivered	\$50,000	\$50,000.00	10/21-9/22	YES	NO	NO	Litigation Services	N.Gumer/C. Sellers	Special Purpose
Duncan & Allen, LLP	K22-6	Competitive	General Legal	Delivery of Service	Delivered	\$35,000	\$9,421.00	10/21-9/22	YES	NO	NO	Litigation Services	N.Gumer/C. Sellers	Special Purpose
Acadian Consulting Group, LLC	K22-7	Competitive	General Technical	Delivery of Service	Delivered	\$25,000	\$24,282.00	10/21-9/22	YES	NO	NO	Litigation Services	N.Gumer/C. Sellers	Special Purpose
Nova Energy Consultants, Inc.	K22-8	Competitive	General Technical	Delivery of Service	Delivered	\$10,000	\$0.00	10/21-9/22	YES	NO	NO	Litigation Services	N.Gumer/C. Sellers	Special Purpose
Applied Economics Clinic	K22-9	Competitive	General Technical	Delivery of Service	Delivered	\$25,000	\$1,587.00	10/21-9/22	YES	NO	NO	Litigation Services	N.Gumer/C. Sellers	Special Purpose
Grid Strategies, LLC	K22-10	Competitive	General Technical	Delivery of Service	Delivered	\$20,000	\$20,000.00	10/21-9/22	YES	NO	NO	Litigation Services	N.Gumer/C. Sellers	Special Purpose
Ostrand Consulting	K22-11	Competitive	General Technical	Delivery of Service	Delivered	\$20,000	\$0.00	10/21-9/22	YES	NO	NO	Litigation Services	N.Gumer/C. Sellers	Special Purpose
Sage Mangement	K22-12	Competitive	DC Water -Tech	Delivery of Service	Delivered	\$40,000	\$34,563.00	10/21-9/22	YES	NO	NO	Litigation Services	N.Gumer/C. Sellers	Local
Saxton and Slump	K22-13	Competitive	DC Water -Legal	Delivery of Service	Delivered	\$35,000	\$34,965.00	10/21-9/22	YES	NO	NO	Litigation Services	N.Gumer/C. Sellers	Local
Brubaker and Associates	K22-14	Competitive	General Technical	Delivery of Service	Delivered	\$18,000	\$17,747.00	10/21-9/22	YES	NO	NO	Litigation Services	N.Gumer/C. Sellers	Special Purpose
GDS Associates, Inc.	K22-15	Competitive	FERC/PJM Tech	Delivery of Service	Delivered	\$17,500	\$17,461.00	10/21-9/22	YES	NO	NO	Litigation Services	N.Gumer/C. Sellers	Special Purpose
Acadian Consulting Group, LLC	K22-16	Competitive	FC 1169-Tech	Delivery of Service	Delivered	\$20,000	\$19,087.00	10/21-9/22	YES	NO	NO	Litigation Services	N.Gumer/C. Sellers	Special Purpose
Rod Walker & Associates	K22-17	Competitive	FC 1169-Tech	Delivery of Service	Delivered	\$15,000	\$15,000.00	10/21-9/22	YES	NO	NO	Litigation Services	N.Gumer/C. Sellers	Special Purpose
Nova Energy Consultants, Inc.	K22-18	Competitive	FC 1169-Tech	Delivery of Service	Delivered	\$10,000	\$3,584.00	10/21-9/22	YES	NO	NO	Litigation Services	N.Gumer/C. Sellers	Special Purpose
Ostrand Consulting	K22-19	Competitive	FC 1169-Tech	Delivery of Service	Delivered	\$20,000	\$10,000.00	10/21-9/22	YES	NO	NO	Litigation Services	N.Gumer/C. Sellers	Special Purpose
Applied Economics Consultants	K22-20	Competitive	FC 1169-Tech	Delivery of Service	Delivered	\$15,000	\$15,000.00	10/21-9/22	YES	NO	NO	Litigation Services	N.Gumer/C. Sellers	Special Purpose
Brubaker and Associates	K22-21	Competitive	FC 1169-Tech	Delivery of Service	Delivered	\$15,000	\$9,500.00	10/21-9/22	YES	NO	NO	Litigation Services	N.Gumer/C. Sellers	Special Purpose
DWGP	K22-22	Competitive	FC 1169-Legal	Delivery of Service	Delivered	\$25,000	\$25,000.00	10/21-9/22	YES	NO	NO	Litigation Services	N.Gumer/C. Sellers	Special Purpose
McCarter & English, LLP	K22-23	Competitive	FC 1169-Legal	Delivery of Service	Delivered	\$10,000	\$10,000.00	10/21-9/22	YES	NO	NO	Litigation Services	N.Gumer/C. Sellers	Special Purpose
Grid Strategies, LLC	K22-24	Competitive	FERC/PJM Tech	Delivery of Service	Delivered	\$10,000	\$10,000.00	10/21-9/22	YES	NO	NO	Litigation Services	N.Gumer/C. Sellers	Special Purpose
Spiegel & McDiarmid, LLP	K22-25	Competitive	FERC/PJM Tech	Delivery of Service	Delivered	\$10,000	\$9,585.00	10/21-9/22	YES	NO	NO	Litigation Services	N.Gumer/C. Sellers	Special Purpose

Question #31 Attachment 1 - Contracts & Grants - FY24
 Contracts (CSG 41/DIFS Account 713200C)

Vendor Name	Contract Number	Contract Purpose - Description of Services	Competitive or Sole Source	Contract Type	Original Contract	Contract Term Begin Date	Contract Term End Date	Contract Period (FY24)	Contract Period Total Amount (FY24)	FY24 Funding Amount	Contract Status	Fundin Source (local, federal, etc.)	SOAR Attributes					DIFS Attributes				
													SOAR Fund Detail	SOAR Funding Program	SOAR Funding Activity	SOAR Funding Service (if)	DIFS Fund	DIFS Funding Program	DIFS Funding Cost Center	DIFS Project	CBE STATUS	
Harrison Maldonado Associates	TBD	Language Translation	Non-Competitive/Sole	Labor Hour		10/1/2023	9/30/2024	Base Year	\$ 16,378.63	\$ 16,378.63	Ongoing	Special Purpose Revenue (O-Type)	2000- People's Counsel	2010-Consumer Advocacy & Rep	N/A	30110-Consumer Services Division	N/A	N/A	YES			
TBD	TBD	Legal Consultation	Competitive	Labor Hour		10/1/2023	9/30/2024	Base Year	\$ 118,843.37	\$ 118,843.37	Ongoing	Special Purpose Revenue (O-Type)	2000- People's Counsel	2010-Consumer Advocacy & Rep	N/A	30110-Consumer Services Division	N/A	N/A	NO			
Language Line	TBD	Interpretation Services	Non-Competitive/Sole	Labor Hour		10/1/2023	9/30/2024	Base Year	\$ 4,000.00	\$ 4,000.00	Ongoing	Special Purpose Revenue (O-Type)	2000- People's Counsel	2010-Consumer Advocacy & Rep	N/A	30110-Consumer Services Division	N/A	N/A				
Laz Parking	TBD	Vehicle Parking	Non-Competitive/Sole	Firm Fixed Price		10/1/2023	9/30/2024	Base Year	\$ 10,778.00	\$ 10,778.00	Ongoing	Special Purpose Revenue (O-Type)	2000- People's Counsel	2010-Consumer Advocacy & Rep	N/A	30110-Consumer Services Division	N/A	N/A	NO			
Xerox Financial	02-00826	Copier Lease	Non-Competitive/Sole	Firm Fixed Price		10/1/2023	9/30/2024	Base Year	\$ 12,000.00	\$ 12,000.00	Ongoing	Special Purpose Revenue (O-Type)	2000- People's Counsel	2010-Consumer Advocacy & Rep	N/A	30110-Consumer Services Division	N/A	N/A	NO			
Xerox Financial	01-00547	Copier Lease	Non-Competitive/Sole	Firm Fixed Price		10/1/2023	9/30/2024	Option Y	\$ 42,000.00	\$ 42,000.00	Ongoing	Special Purpose Revenue (O-Type)	2000- People's Counsel	2010-Consumer Advocacy & Rep	N/A	30110-Consumer Services Division	N/A	N/A	NO			
TBD	TBD	Courier Services	Competitive	Firm Fixed Price		10/1/2023	9/30/2024	Base Year	\$ 3,000.00	\$ 3,000.00	Ongoing	Special Purpose Revenue (O-Type)	2000- People's Counsel	2010-Consumer Advocacy & Rep	N/A	30110-Consumer Services Division	N/A	N/A	YES			
TBD	TBD	Technical Services (Energy, Gas, Telephone, /Lexus Nexis	Competitive	Labor Hour		10/1/2023	9/30/2024	Base Year	\$ 65,000.00	\$ 65,000.00	Ongoing	Special Purpose Revenue (O-Type)	2000- People's Counsel	2010-Consumer Advocacy & Rep	N/A	30110-Consumer Services Division	N/A	N/A	NO			
Lexus-Nexus	TBD	Legal Research Site /Lexus Nexis	Non-Competitive/Sole	Firm Fixed Price		10/1/2023	9/30/2024	Base Year	\$ 29,000.00	\$ 29,000.00	Ongoing	Special Purpose Revenue (O-Type)	2000- People's Counsel	2010-Consumer Advocacy & Rep	N/A	30110-Consumer Services Division	N/A	N/A	NO			
TBD	TBD	IT/Network Security/Service & Maintenance	Competitive	Labor Hour		10/1/2023	9/30/2024	Base Year	\$ 80,000.00	\$ 80,000.00	Ongoing	Special Purpose Revenue (O-Type)	2000- People's Counsel	2010-Consumer Advocacy & Rep	N/A	30110-Consumer Services Division	N/A	N/A	YES			
GDS ASSOCIATES	K24-2	Engineering services	Competitive	TBD		10/1/2023	9/30/2024	Base Year	\$ 30,000.00	\$ 30,000.00	Ongoing	Special Purpose Revenue (O-Type)	2000- People's Counsel	2010-Consumer Advocacy & Rep	N/A	30110-Consumer Services Division	N/A	N/A	NO			
TBD	TBD	Annual Report	Competitive	Firm Fixed Price		10/1/2023	9/30/2024	Base Year	\$ 36,000.00	\$ 36,000.00	Ongoing	Special Purpose Revenue (O-Type)	2000- People's Counsel	2010-Consumer Advocacy & Rep	N/A	30110-Consumer Services Division	N/A	N/A	YES			
TBD	TBD	Educational/Outreach Materials	Non-Competitive/Sole	Firm Fixed Price		10/1/2023	9/30/2024	Base Year	\$ 20,000.00	\$ 20,000.00	Ongoing	Special Purpose Revenue (O-Type)	2000- People's Counsel	2010-Consumer Advocacy & Rep	N/A	30110-Consumer Services Division	N/A	N/A	YES			
TBD	TBD	Copier Maintenance	Competitive	Firm Fixed Price		10/1/2023	9/30/2024	Base Year	\$ 14,000.00	\$ 14,000.00	Ongoing	Special Purpose Revenue (O-Type)	2000- People's Counsel	2010-Consumer Advocacy & Rep	N/A	30110-Consumer Services Division	N/A	N/A	NO			
Iron Mountain	040101	Storage Services	Non-Competitive/Sole	Firm Fixed Price		10/1/2023	9/30/2024	Base Year	\$ 6,000.00	\$ 6,000.00	Ongoing	Special Purpose Revenue (O-Type)	2000- People's Counsel	2010-Consumer Advocacy & Rep	N/A	30110-Consumer Services Division	N/A	N/A	NO			

Comm-Works	TBD	Telephone System & Hardware Maintenance Contract	Non-Competitive/Sole	Firm Fixed Price	10/1/2023	9/30/2024	Base Year	\$ 26,000.00	\$ 26,000.00	Ongoing	Special Purpose Revenue (O-Type)	Special Purpose Revenue (O-Counsel)	2000- People's Counsel	2010-Consumer Advocacy & Rep	N/A	1060127/300088- Consumer Services	30110-Consumer Services Division	N/A	NO
TBD	TBD	Website Hosting	Competitive	Firm Fixed Price	10/1/2023	9/30/2024	Base Year	\$ 27,000.00	\$ 27,000.00	Ongoing	Special Purpose Revenue (O-Type)	Special Purpose Revenue (O-Counsel)	2000- People's Counsel	2010-Consumer Advocacy & Rep	N/A	1060127/300088- Consumer Services	30110-Consumer Services Division	N/A	YES
TBD	TBD	Website Maintenance	Competitive	Labor Hour	10/1/2023	9/30/2024	Base Year	\$ 10,000.00	\$ 10,000.00	Ongoing	Special Purpose Revenue (O-Type)	Special Purpose Revenue (O-Counsel)	2000- People's Counsel	2010-Consumer Advocacy & Rep	N/A	1060127/300088- Consumer Services	30110-Consumer Services Division	N/A	YES
COMPUTER AI	TBD	OCTO -IT Assessment	Competitive	Firm Fixed Price	10/1/2023	9/30/2024	Base Year	\$ 13,500.00	\$ 13,500.00	Ongoing	Special Purpose Revenue (O-Type)	Special Purpose Revenue (O-Counsel)	2000- People's Counsel	2010-Consumer Advocacy & Rep	N/A	1060127/300088- Consumer Services	30110-Consumer Services Division	N/A	NO
Laz Parking	TBD	Subtotal-SPR Vehicle Parking	Non-Competitive/Sole	Firm Fixed Price	10/1/2023	9/30/2024	Total	\$ 563,500.00	\$ 563,500.00	Ongoing	Special Purpose Revenue (O-Type)	Special Purpose Revenue (O-Counsel)	2000- People's Counsel	2010-Consumer Advocacy & Rep	N/A	1060127/300088- Consumer Services	30110-Consumer Services Division	N/A	NO
Xerox Financial	02-00826	Copier Lease	Non-Competitive/Sole	Firm Fixed Price	10/1/2023	9/30/2024	Base Year	\$ 17,076.00	\$ 17,076.00	Ongoing	Special Purpose Revenue (O-Type)	Special Purpose Revenue (O-Counsel)	2000- People's Counsel	2010-Consumer Advocacy & Rep	N/A	1060127/300088- Consumer Services	30110-Consumer Services Division	N/A	NO
RELX dba Lexis	TBD	Legal Research Site /Lexis Nexis	Non-Competitive/Sole	Firm Fixed Price	10/1/2023	9/30/2024	Base Year	\$ 35,484.00	\$ 35,484.00	Ongoing	Special Purpose Revenue (O-Type)	Special Purpose Revenue (O-Counsel)	2000- People's Counsel	2010-Consumer Advocacy & Rep	N/A	1060127/300088- Consumer Services	30110-Consumer Services Division	N/A	NO
MVS	C-18863	VEEAM, VMWARE GRAMMARLY, CLO ELITE, LOGIKILL, GOTO CONNECT, ADOBE ACROBAT, ADOBE PHOTOSHOP, ADOBE CREATIVE CLOUD, MANAGE ENGINE AD SYSTEMS, MANAGEMENT SERVICES, MVISION EDR, PREMIUM EPP, MCAFEE PUBLIC SECTOR, FORTISWITCH FORTICARE PREMIUM SUPPORT, DUO BEYOND, SUBSCRIPTION AZURE CLOUD, SERVER STORAGE CONSUMPTION SERVICES.	Competitive	Labor Hour	10/1/2023	9/30/2024	Base Year	\$ 126,156.61	\$ 126,156.61	Ongoing	Special Purpose Revenue (O-Type)	Special Purpose Revenue (O-Counsel)	2000- People's Counsel	2010-Consumer Advocacy & Rep	N/A	1060127/300088- Consumer Services	30110-Consumer Services Division	N/A	YES
Duncan & Allen	K24-5	Legal Consultation	Competitive	Labor Hour	10/1/2023	9/30/2024	Base Year	\$ 20,000.00	\$ 20,000.00	Ongoing	Special Purpose Revenue (O-Type)	Special Purpose Revenue (O-Counsel)	2000- People's Counsel	2010-Consumer Advocacy & Rep	N/A	1060127/300088- Consumer Services	30110-Consumer Services Division	N/A	NO
Bion C Ostrand	K24-7	Legal Consultation	Competitive	Labor Hour	10/1/2023	9/30/2024	Base Year	\$ 15,000.00	\$ 15,000.00	Ongoing	Special Purpose Revenue (O-Type)	Special Purpose Revenue (O-Counsel)	2000- People's Counsel	2010-Consumer Advocacy & Rep	N/A	1060127/300088- Consumer Services	30110-Consumer Services Division	N/A	NO
The DNA Group Cherry Belle	TBD Question	IT/Network Security/Backup & D.D. Maintenance	Competitive	Labor Hour	10/1/2023	9/30/2024	Base Year	\$ 105,600.00	\$ 105,600.00	Ongoing	Special Purpose Revenue (O-Type)	Special Purpose Revenue (O-Counsel)	2000- People's Counsel	2010-Consumer Advocacy & Rep	N/A	1060127/300088- Consumer Services	30110-Consumer Services Division	N/A	YES

The DNA Group	TBD	INetwork Security/Service & Maintenance	Competitive	Labor Hour		10/1/2023	9/30/2024	Base Year \$ 45,660.00	\$ 45,660.00	Ongoing	Special Purpose Revenue (O-Type)	Special Purpose Revenue (O-Counsel)	2000- People's Counsel	2010-Consumer Advocacy & Rep	N/A	1060127	300088-Consumer Services	30110-Consumer Services Division	N/A	YES
Wilson Energy	K24-1	FERC/PJM WORK	Competitive	Labor Hour		10/1/2023	9/30/2024	Base Year \$ 25,000.00	\$ 25,000.00	Ongoing	Special Purpose Revenue (O-Type)	Special Purpose Revenue (O-Counsel)	2000- People's Counsel	2010-Consumer Advocacy & Rep	N/A	1060127	300088-Consumer Services	30110-Consumer Services Division	N/A	NO
The Calpro Gro	TBD	Legal Consultation	Competitive	Labor Hour		10/1/2023	9/30/2024	Base Year \$ 5,500.00	\$ 5,500.00	Ongoing	Special Purpose Revenue (O-Type)	Special Purpose Revenue (O-Counsel)	2000- People's Counsel	2010-Consumer Advocacy & Rep	N/A	1060127	300088-Consumer Services	30110-Consumer Services Division	N/A	YES
The Calpro Gro	TBD	Legal Consultation	Competitive	Labor Hour		10/1/2023	9/30/2024	Base Year \$ 16,377.90	\$ 16,377.90	Ongoing	Special Purpose Revenue (O-Type)	Special Purpose Revenue (O-Counsel)	2000- People's Counsel	2010-Consumer Advocacy & Rep	N/A	1060127	300088-Consumer Services	30110-Consumer Services Division	N/A	YES
Rothschild Fina	K24-8	Legal Consultation	Competitive	Labor Hour		10/1/2023	9/30/2024	Base Year \$ 15,000.00	\$ 15,000.00	Ongoing	Special Purpose Revenue (O-Type)	Special Purpose Revenue (O-Counsel)	2000- People's Counsel	2010-Consumer Advocacy & Rep	N/A	1060127	300088-Consumer Services	30110-Consumer Services Division	N/A	NO
PT78	TBD	Legal Consultation	Competitive	Labor Hour		10/1/2023	9/30/2024	Base Year \$ 66,700.00	\$ 66,700.00	Ongoing	Special Purpose Revenue (O-Type)	Special Purpose Revenue (O-Counsel)	2000- People's Counsel	2010-Consumer Advocacy & Rep	N/A	1060127	300088-Consumer Services	30110-Consumer Services Division	N/A	NO
PT78	TBD	Legal Consultation	Competitive	Labor Hour		10/1/2023	9/30/2024	Base Year \$ 9,986.35	\$ 9,986.35	Ongoing	Special Purpose Revenue (O-Type)	Special Purpose Revenue (O-Counsel)	2000- People's Counsel	2010-Consumer Advocacy & Rep	N/A	1060127	300088-Consumer Services	30110-Consumer Services Division	N/A	NO
MINDFINDERS	TBD	Legal Consultation	Competitive	Labor Hour		10/1/2023	9/30/2024	Base Year \$ 74,202.00	\$ 74,202.00	Ongoing	Special Purpose Revenue (O-Type)	Special Purpose Revenue (O-Counsel)	2000- People's Counsel	2010-Consumer Advocacy & Rep	N/A	1060127	300088-Consumer Services	30110-Consumer Services Division	N/A	YES
Just One Techn	TBD	Legal Consultation	Competitive	Labor Hour		10/1/2023	9/30/2024	Base Year \$ 73,920.00	\$ 73,920.00	Ongoing	Special Purpose Revenue (O-Type)	Special Purpose Revenue (O-Counsel)	2000- People's Counsel	2010-Consumer Advocacy & Rep	N/A	1060127	300088-Consumer Services	30110-Consumer Services Division	N/A	NO
Data Net System	C64	Legal Consultation	Competitive	Labor Hour		10/1/2023	9/30/2024	Base Year \$ 31,920.00	\$ 31,920.00	Ongoing	Special Purpose Revenue (O-Type)	Special Purpose Revenue (O-Counsel)	2000- People's Counsel	2010-Consumer Advocacy & Rep	N/A	1060127	300088-Consumer Services	30110-Consumer Services Division	N/A	YES
Aspen of DC A/C	17859	Legal Consultation	Competitive	Labor Hour		10/1/2023	9/30/2024	Base Year \$ 139,276.80	\$ 139,276.80	Ongoing	Special Purpose Revenue (O-Type)	Special Purpose Revenue (O-Counsel)	2000- People's Counsel	2010-Consumer Advocacy & Rep	N/A	1060127	300088-Consumer Services	30110-Consumer Services Division	N/A	YES
Iron Mountain	TBD	Legal Consultation	Competitive	Labor Hour		10/1/2023	9/30/2024	Base Year \$ 7,209.24	\$ 7,209.24	Ongoing	Special Purpose Revenue (O-Type)	Special Purpose Revenue (O-Counsel)	2000- People's Counsel	2010-Consumer Advocacy & Rep	N/A	1060127	300088-Consumer Services	30110-Consumer Services Division	N/A	NO
Rivendell Intern	TBD	Legal Consultation	Competitive	Labor Hour		10/1/2023	9/30/2024	Base Year \$ 33,096.00	\$ 33,096.00	Ongoing	Special Purpose Revenue (O-Type)	Special Purpose Revenue (O-Counsel)	2000- People's Counsel	2010-Consumer Advocacy & Rep	N/A	1060127	300088-Consumer Services	30110-Consumer Services Division	N/A	NO
MVS	C15336	Multiple Language services	Competitive	Labor Hour		10/1/2023	9/30/2024	Base Year \$ 8,704.50	\$ 8,704.50	Ongoing	Special Purpose Revenue (O-Type)	Special Purpose Revenue (O-Counsel)	2000- People's Counsel	2010-Consumer Advocacy & Rep	N/A	1060127	300088-Consumer Services	30110-Consumer Services Division	N/A	YES
Burness	K24-9	Professional services regarding climate change	Competitive	Labor Hour		10/1/2023	9/30/2024	Base Year \$ 10,000.00	\$ 10,000.00	Ongoing	Special Purpose Revenue (O-Type)	Special Purpose Revenue (O-Counsel)	2000- People's Counsel	2010-Consumer Advocacy & Rep	N/A	1060127	300088-Consumer Services	30110-Consumer Services Division	N/A	N/A
Acadian	K24-6	Technical legal matters economic and rate design	Competitive	Labor Hour		10/1/2023	9/30/2024	Base Year \$ 25,000.00	\$ 25,000.00	Ongoing	Special Purpose Revenue (O-Type)	Special Purpose Revenue (O-Counsel)	2000- People's Counsel	2010-Consumer Advocacy & Rep	N/A	1060127	300088-Consumer Services	30110-Consumer Services Division	N/A	N/A
Globalstar	TBD	Legal Consultation	Competitive	Labor Hour		10/1/2023	9/30/2024	Base Year \$ 40,000.00	\$ 40,000.00	Ongoing	Special Purpose Revenue (O-Type)	Special Purpose Revenue (O-Counsel)	2000- People's Counsel	2010-Consumer Advocacy & Rep	N/A	1060127	300088-Consumer Services	30110-Consumer Services Division	N/A	N/A

McCarter & Engle	K24-4	Legal Consultation	Competitive	Labor Hour		10/1/2023	9/30/2024	Base Year	\$ 25,000.00	\$ 25,000.00	Ongoing	Special Purpose Revenue (O-Type)	Special Purpose Revenue (O-Type)	2000- People's Counsel	2010-Consumer Advocacy & Rep	N/A	1060127	300088- Consumer Services	30110-Consumer Services Division	N/A
MVS	C18863	FORTINET & ARUBA SOFTWARE SUBSCRIPTION, AUDIO MULTIPLE LANGUAGES	Competitive	Labor Hour		10/1/2023	9/30/2024	Base Year	\$ 8,704.50	\$ 8,704.50	Ongoing	Special Purpose Revenue (O-Type)	Special Purpose Revenue (O-Type)	2000- People's Counsel	2010-Consumer Advocacy & Rep	N/A	1060127	300088- Consumer Services	30110-Consumer Services Division	N/A
MVS	C18863	FORTINET & ARUBA SOFTWARE SUBSCRIPTION, AUDIO MULTIPLE LANGUAGES	Competitive	Labor Hour		10/1/2023	9/30/2024	Base Year	\$ 8,704.50	\$ 8,704.50	Ongoing	Special Purpose Revenue (O-Type)	Special Purpose Revenue (O-Type)	2000- People's Counsel	2010-Consumer Advocacy & Rep	N/A	1060127	300088- Consumer Services	30110-Consumer Services Division	N/A
TBD	TBD	Legal Services - LOCAL	Competitive	TBD		10/1/2023	9/30/2024	Base Year	\$ 4,695.00	\$ 4,695.00	Ongoing	LOCAL	Local	2000- People's Counsel	2030-Water Division	N/A	1010001	300091-Water Services	30111-Water Services	N/A
Speigel & McDi	K24-3	Legal Services - LOCAL	Competitive	TBD		10/1/2023	9/30/2024	Base Year	\$ 75,000.00	\$ 75,000.00	Ongoing	LOCAL	Local	2000- People's Counsel	2030-Water Division	N/A	1010001	300091-Water Services	30111-Water Services	N/A

32. Please list all pending lawsuits that name OPC as a party. Identify which cases on the list are lawsuits that potentially expose the district to significant financial liability or result in a change to OPC practices and describe the current status of the litigation. Please provide the extent of each claim, regardless of its likelihood of success. For those Identified, please include an explanation of the issues involved in each case.

There are no pending lawsuits that name the agency as a party.

33. Please list all settlements entered into by the Office or by the District on behalf of the Office in Fiscal Year 2023 and Fiscal Year 2024, to date, and provide the parties' names, the amount of the settlement, and if related to litigation, the case name and a brief description of the case. If unrelated to litigation, please describe the underlying issue or reason for the settlement (e.g. administrative complaint, etc.).

There were no settlements entered into by the Office or by the District on behalf of the Office in Fiscal Year 2023 and Fiscal Year 2024 to date.

- 34. Please provide the total number of administrative complaints or grievances filed against OPC in Fiscal Year 2023 and Fiscal Year 2024, to date, broken down by source. Please describe the process utilized to respond to any complaints and grievances received and any changes to OPC policies or procedures that have resulted from complaints or grievances. For any complaints or grievances that were resolved in Fiscal Year 2023 and Fiscal Year 2024, to date, describe the resolution.**

There were no administrative complaints or grievances filed against OPC in Fiscal Year 2023 and Fiscal Year 2024.

- 35. Please describe OPC's procedures for investigating allegations of sexual harassment or misconduct committed by or against its employees. List and describe any allegations received by OPC in Fiscal Year 2023 and Fiscal Year 2024, to date, regardless of whether those allegations were resolved.**

OPC's procedure for investigating allegations of sexual harassment or misconduct is outlined in DC Mayoral Order 2023-131 created October 31, 2023. The Order requires, among other things, that in response to any sexual harassment or misconduct complaint: All employees who know of a violation of the Mayor's Order or who are victims of inappropriate conduct of a sexual nature should report the inappropriate conduct to (1) a Sexual Harassment Officer ("SHO") of their agency; (2) a SHO from any agency; (3) the supervisor or manager of the employee engaging in inappropriate conduct; (4) their own supervisor; or (5) the agency Deputy People's Counsel / General Counsel. In addition to reporting under the Mayor's Order, individuals can file complaints related to sexual harassment with the Office of Human Rights, Equal Employment Opportunity Commission.

In addition to the Mayor's FY 23 Order the office completed the mandated People Soft sexual harassment tile requirement for all staff persons. In FY 23 and FY 24, the Office has not received any administrative complaints or grievances to date.

36. Please list and describe any ongoing investigations, audits, or reports on OPC or any employee of OPC, or any investigations, studies, audits, or reports on OPC or any employee of OPC that were completed during Fiscal Year 2023 and Fiscal Year 2024, to date.

There were no investigations, audits, or reports on any OPC employees during Fiscal Year 2023 and Fiscal Year 2024.

37. Please describe any spending pressures the Office experienced in Fiscal Year 2023 and any anticipated spending pressures for the remainder of Fiscal Year 2024. Include a description of the pressure and the estimated amount. If the spending pressure was in Fiscal Year 2023, describe how it was resolved, and if the spending pressure is in Fiscal Year 2024, describe any proposed solutions.

In FY2023, OPC requested and received an additional \$338,315 for the Water Services Budget. Since then, the agency has not experienced any spending pressures in its Special Revenue Budget or its Water Services Budget.

In FY2025 OPC submitted three enhancements for the Water Services Division which total \$254,231. The three enhancements are as follows:

1. One additional FTE position – Community Outreach Specialist to assist with the increase in consumer complaints. In FY2023, WSD has taken on a historic number of cases, totaling 1,172. In FY2022 there were a total of 824 water cases, in FY2021 this number represented 486. From FY2022 to FY2023 this represents a 42% increase in water cases. This position will work with the existing WSD staff to close cases timelier and to assist with locating available resources to assist consumers with billing issues. This enhancement will provide the WSD with the ability to assist District residents more efficiently.

2. Salary increases for five employees, all Community Outreach Specialists. The purpose of this enhancement is to bring the Water Services Division (WSD) staff salaries more in line with the salaries of the Consumer Services Division (CSD). Both divisions perform the same functions, however, the salaries of the CSD staff for the same positions are substantially higher than the WSD staff. This enhancement will correct this disparity of the five WSD positions.

3. A request for an additional \$75,000 in NPS funding is requested for outside law firms and technical consultants. OPC has one in-house attorney position in WSD. Outside counsel and technical consultant support will enhance the in-house attorney's representation towards the fulfillment of OPC's mission to protect the interests of DC Water's customers and comply with the District of Columbia Water and Sewer Authority Omnibus Amendment Act of 2020 to ensure delivery of intended consumer benefits and protections.

- 38. Please provide a copy of OPC's Fiscal Year 2023 performance plan. Please explain which Performance plan objectives were completed in Fiscal Year 2023 and whether they were completed on time and within budget. If they were not, please provide an explanation.**

Refer to Attachment 38.

ATTACHMENT 38

GENERAL QUESTIONS

Office of the People's Counsel FY2023

Agency Office of the People's Counsel Agency Acronym OPC Agency Code DJ0 Agency Glossary

To edit agency and POC information press your agency name (underlined and in blue above).

Agency Performance POCs eric coard; Stephen Marencic Agency Budget POCs eric coard Fiscal Year 2023

Select Measures to highlight in PAR

FY2023 Agency Accomplishments

Please add up to 3 agency accomplishments to be shared out in your Agency's Performance Accountability Report.

What is the accomplishment that your agency wants to highlight?	How did this accomplishment impact residents of DC?	How did this accomplishment impact your agency?
Net Energy Metering Petition	This is currently being considered by the Public Service Commission.	OPC filed the Net Energy Metering Petition on May 1, 2023 -- this is an important investigation because it examines the issues inherent in the interconnection of solar arrays on residential homes. These interconnection issues are a huge impediment to the District of Columbia meeting its solar energy goals. This filing is the first step in solving these issues.
OPC wins the Benning Road appeal at the DC Court of Appeals	This accomplishment impacted DC residents directly because they do not have to pay the \$1.9 million cost of the environmental clean-up at the Benning Road site. The case impacted OPC as it stands as a strong precedent for future cases requiring the DC Public Service Commission to ensure utility companies adhere to settlement agreements.	OPC prevailed in its appeal of a rate case issue in which Pepco tried to recover costs for clean-up at the Benning Road power plant. This outcome reinforces the significance of adhering to settlement agreements, holding utilities accountable for their obligations, and the crucial role OPC always stands ready to play to protect DC consumers in the face of complex legal battles.

2023 Objectives

Objective Number	Strategic Objective	# of Measures	# of Operations	Add Key Performance Indicator
1	Provide consumer education, outreach and technical assistance to District ratepayers and consumers on matters relating to natural gas, electric, telephone and water services.	3	2	Add Key Performance Indicator
2	Ensure effective advocacy on behalf of consumers and ratepayers of natural gas, electric, telephone and water services in the District.	0	1	Add Key Performance Indicator
3	Enhance agency operational efficiency to improve agency efficiency and productivity, service delivery and cost reduction.	0	1	Add Key Performance Indicator
4	Create and maintain a highly efficient, transparent, and responsive District government.	15	0	Add Key Performance Indicator
TOT		18	4	

2023 Key Performance Indicators

Measure	Highlight in PAR	Directionality	Frequency of Reporting	FY2019 Actual	FY2020 Actual	FY2021 Actual Report	FY2022 Actual Report	FY 2023 Target Report	FY 2023 Quarter 1	FY 2023 Quarter 2	FY 2023 Quarter 3	FY 2023 Quarter 4	FY 2023 Report	Was 2023 KPI Met?
1 - Provide consumer education, outreach and technical assistance to District ratepayers and consumers on matters relating to natural gas, electric, telephone and water services. (2 Measure records)														
Percent of consumer complaints for electric, gas, telephone and water utilities closed annually.	<input type="checkbox"/>	Up is Better	Annually	63.3%	81.7%	76%	Not Available	80%	Annual Measure	Annual Measure	No data available	Annual Measure	75%	Nearly Met
Number of consumer outreach meetings	<input type="checkbox"/>	Up is Better	Quarterly	1,031	1,334	1,422	1,632	400	366	165	44	989	1564	Met
4 - Create and maintain a highly efficient, transparent, and responsive District government. (5 Measure records)														
Percent of new hires that are District residents	<input type="checkbox"/>	Neutral	Annually	New in 2023	New in 2023	New in 2023	New in 2023	New in 2023	Annual Measure	Annual Measure	Annual Measure	Annual Measure	55.6%	New in 2023
Percent of new hires that are District resident graduates	<input type="checkbox"/>	Neutral	Annually	New in 2023	New in 2023	New in 2023	New in 2023	New in 2023	Annual Measure	Annual Measure	Annual Measure	Annual Measure	Needs Data Update	New in 2023
Percent of employees that are District residents	<input type="checkbox"/>	Neutral	Annually	New in 2023	New in 2023	New in 2023	New in 2023	New in 2023	Annual Measure	Annual Measure	Annual Measure	Annual Measure	48.9%	New in 2023

Measure	Highlight in PAR	Directionality	Frequency of Reporting	FY2019 Actual	FY2020 Actual	FY2021 Actual Report	FY2022 Actual Report	FY 2023 Target Report	FY 2023 Quarter 1	FY 2023 Quarter 2	FY 2023 Quarter 3	FY 2023 Quarter 4	FY 2023 Report	Was 2023 KPI Met?
Percent of agency staff who were employed as Management Supervisory Service (MSS) employees prior to 4/1 of the fiscal year that had completed an Advancing Racial Equity (AE204) training facilitated by ORE within the past two years.	<input type="checkbox"/>	Neutral	Annually	New in 2023	New in 2023	New in 2023	New in 2023	New in 2023	Annual Measure	Annual Measure	Annual Measure	Annual Measure	Needs Data Update	New in 2023
Percent of required contractor evaluations submitted to the Office of Contracting and Procurement on time.	<input type="checkbox"/>	Neutral	Annually	New in 2023	New in 2023	New in 2023	New in 2023	New in 2023	Annual Measure	Annual Measure	Annual Measure	Annual Measure	No applicable incidents	New in 2023

2023 Operations

Operations Header	Operations Title	Operations Description	Type of Operations	Add Workload Measure	Add Strategic Initiative
1 - Provide consumer education, outreach and technical assistance to District ratepayers and consumers on matters relating to natural gas, electric, telephone and water services. (2 Activity records)					
CONSUMER EDUCATION	Daily Consumer Education Activities	OPC's consumer services division provides daily consumer education and outreach activity by attending and conducting various community meetings on a weekly and monthly basis.	Daily Service	Add Workload Measure	Add Strategic Initiative
CUSTOMER SERVICE	Consumer assistance	On a daily basis, OPC provides consumers with pertinent information for city services, not provided by OPC. The agency receives many misdirected calls, and strives to ensure that residents needing assistance are referred to the correct city agency for service.	Daily Service	Add Workload Measure	Add Strategic Initiative
2 - Ensure effective advocacy on behalf of consumers and ratepayers of natural gas, electric, telephone and water services in the District. (1 Activity)					
CONSUMER ADVOCACY & REPRESENTATION	OPC Consumer Advocacy	This operation describes the mission critical work OPC conducts in advocating for consumer regulatory issues.	Daily Service	Add Workload Measure	Add Strategic Initiative
3 - Enhance agency operational efficiency to improve agency efficiency and productivity, service delivery and cost reduction. (1 Activity)					
Daily Operations	Enhancing Agency Operational Efficiency	OPC is working efficiently and effectively to assist District consumers with individual inquiries and complaints regarding their utility services and billing on both an informal and formal basis. OPC staff is continuing its comprehensive consumer education program, which includes outreach to non-English speaking and senior consumers. OPC has a robust seniors outreach and education program that is a vital component of its consumer education and outreach program. OPC has enhanced its partnerships with AARP, the Office on Aging and Commission on Aging. OPC staff educates seniors through presentations at community and mini-commission on aging meetings and at senior centers throughout the District. OPC staff also regularly updates the "Seniors Resource Guide" about home energy efficiency tips and changes in the District's utility markets. OPC's seniors outreach and education program is designed to assist seniors in managing their utility services costs.	Daily Service	Add Workload Measure	Add Strategic Initiative

2023 Workload Measures

Measure	New Measure/Benchmark Year	Highlight in PAR	Frequency of Reporting	FY2020 Actual	FY2021 Actual	FY2022 Actual	FY 2023 Quarter 1	FY 2023 Quarter 2	FY 2023 Quarter 3	FY 2023 Quarter 4	FY 2023 Report
1 - Consumer assistance (4 Measure records)											
Number of consumer complaints received regarding electric, gas, or telephone services	<input type="checkbox"/>	<input type="checkbox"/>	Quarterly	1,090	1,970	2,512	601	783	763	814	2961
Number of general consumer inquiries regarding, programs, assistance or services	<input type="checkbox"/>	<input type="checkbox"/>	Quarterly	1,392	1,258	3,626	967	945	1,222	1,029	4163
Number of NEP/LEP persons served by the agency	<input type="checkbox"/>	<input type="checkbox"/>	Quarterly	1,077	848	3,228	460	572	480	290	1802
Number of consumer complaints received regarding water services	<input type="checkbox"/>	<input type="checkbox"/>	Quarterly	323	483	827	242	263	353	314	1172
1 - Daily Consumer Education Activities (2 Measure records)											
Number of consumer outreach meetings for Water Services Division (WSD)	<input type="checkbox"/>	<input type="checkbox"/>	Quarterly	New in 2022	New in 2022	24	17	11	18	10	56

Measure	New Measure/ Benchmark Year	Highlight in PAR	Frequency of Reporting	FY2020 Actual	FY2021 Actual	FY2022 Actual	FY 2023 Quarter 1	FY 2023 Quarter 2	FY 2023 Quarter 3	FY 2023 Quarter 4	FY 2023 Report
Number of consumer outreach meetings for Consumer Services Division (CSD)	<input type="checkbox"/>	<input type="checkbox"/>	Quarterly	New in 2022	New in 2022	400	57	21	26	61	165
2 - OPC Consumer Advocacy (2 Measure records)											
Number of cases litigated before the Public Services Commission, Federal Energy Regulatory Commission, Federal Communications Commission and PJM	<input type="checkbox"/>	<input type="checkbox"/>	Quarterly	Not Available	57	70	12	12	21	13	58
Number of cases litigated before a DC Water Hearing Officer	<input type="checkbox"/>	<input type="checkbox"/>	Annually	New in 2022	New in 2022	2	Annual Measure	Annual Measure	Annual Measure	Annual Measure	3

2023 Strategic Initiatives

Strategic Initiative Title	Strategic Initiative Description	Proposed Completion Date	Is this initiative focused on Wards 7 and/or 8?	Does this initiative support the Resilient DC Strategy?	Is this initiative related to an American Rescue Plan Act (ARPA) enhancement?	Is this initiative focused on enhancing racial equity?	Add Initiative Update
Daily Consumer Education Activities (2 Strategic Initiative records)							
Citywide Climate Change Conference	OPC will develop and hold a community wide climate change conference that will further educate DC residents on the actions and accomplishments of the DC Government and other organizations to halt climate change with a focus on environmental justice, socio-economic and racial equity implications of environmental policies and actions.	09-30-2023	<input type="checkbox"/>	<input checked="" type="checkbox"/>	<input type="checkbox"/>	<input checked="" type="checkbox"/>	
Environmental Justice Community Education Program	OPC will develop an interactive/participatory community education program on the meaning of Environmental Justice. Determine the impact on low-income and minority communities, efforts to eliminate and remediate environmental injustices and meaningful engagement in the development and decision-making process of regulatory and legislative actions on environmental matters that is inclusive, effective, and accessible to all DC residents.	09-30-2023	<input checked="" type="checkbox"/>	<input checked="" type="checkbox"/>	<input type="checkbox"/>	<input checked="" type="checkbox"/>	Add Initiative Update
OPC Consumer Advocacy (2 Strategic Initiative records)							
Litigation of Washington Gas Rate Case	OPC will litigate the Washington Gas rate case, advocating for (1) denial of any decoupling mechanism, (2) costs recovery for only climate change programs that have been vetted by stakeholders and approved by the PSC as advancing DC's climate goals and beneficial to ratepayers, (3) PSC consideration of the future of natural gas in DC, (4) accountability for leak remediation performance, (5) fundamentally, affordability.	09-30-2023	<input checked="" type="checkbox"/>	<input checked="" type="checkbox"/>	<input type="checkbox"/>	<input checked="" type="checkbox"/>	Add Initiative Update
Litigation of Pepco Rate Case	OPC will litigate the Pepco rate case, where it will advocate for (1) review and evaluation of multi-year rate plan pilot for cost-effectiveness and impact on residential ratepayers, (2) appropriate review and approval of climate change program costs for only those programs that have been vetted by stakeholders and approved by the PSC regarding benefits to ratepayers and DC Government, (3) adequate reliability and resiliency measures, and (4) ultimately, affordability.	09-30-2023	<input checked="" type="checkbox"/>	<input checked="" type="checkbox"/>	<input type="checkbox"/>	<input checked="" type="checkbox"/>	Add Initiative Update

2023 Initiative Updates

Add Current Quarter Initiative Updates

Strategic Initiative Title	Initiative Status Update	% Complete to date	Confidence in completion by end of fiscal year (9/30)?	Status of Impact	Supporting Data	Reporting Quarter
Citywide Climate Change Conference (4 Initiative Update records)						
Citywide Climate Change Conference	OPC has developed a strategic plan and theme for the conference, convened a planning committee, is holding weekly planning meetings, and is in process of developing a targeted audience, panel topics, and speakers.	25-49%	High	Demonstrable		Q1
Citywide Climate Change Conference	OPC is executing the developing strategic plan. The conference is scheduled for Saturday, April 29th. We are in the middle of planning for the event including confirming panelists, exhibitors, themes, and outreach strategy.	50-74%	High	Demonstrable		Q2
Citywide Climate Change Conference	On Saturday, April 29th, OPC hosted its first youth conference on climate change. We had over 500 registered for the event and over 150 attended in person. There was an online component. It was a successful and engaging event that educated DC youth on climate change and environmental justice issues.	Complete	High	Incremental		Q3
Citywide Climate Change Conference	Completed in Q3	Complete		Incremental		Q4
Environmental Justice Community Education Program (4 Initiative Update records)						
Environmental Justice Community Education Program	No development to report for 1st quarter.	0-24%	High	Demonstrable		Q1
Environmental Justice Community Education Program	We met internally to develop a strategy give the community education program.	0-24%	Medium	Incremental		Q2
Environmental Justice Community Education Program	We are in the planning phase of a panel discussion. We are establishing a partnership with the Anacostia Museum to host the a panel discussion and potentially provide a tour of their environmental justice exhibit.	25-49%	Medium	Incremental		Q3

Strategic Initiative Title	Initiative Status Update	% Complete to date	Confidence in completion by end of fiscal year (9/30)?	Status of Impact	Supporting Data	Reporting Quarter
Environmental Justice Community Education Program	Created consumer-friendly informational videos introducing the public to the issues of climate change and environmental justice, and developed training program for OPC community outreach staff on the presentation and messaging to DC communities on climate change and environmental justice.	75-99%		Incremental		Q4
Litigation of Pepco Rate Case (4 Initiative Update records)						
Litigation of Pepco Rate Case	Pepco has not yet filed its rate application. Therefore, there is currently nothing to report.	0-24%	High	Demonstrable		Q1
Litigation of Pepco Rate Case	OPC litigation staff is in process of reviewing Pepco's application for rate increase filed mid-April 2023.	25-49%	Low	Incremental		Q2
Litigation of Pepco Rate Case	OPC is reviewing Pepco's application and is submitting discovery. Additionally, OPC filed a pleading proposing a procedural schedule.	0-24%	Low	Incremental		Q3
Litigation of Pepco Rate Case	OPC filed a pleading to adjust the procedural schedule. The Commission adjusted the schedule. OPC will file testimony on December 11, 2023.	0-24%		Incremental		Q4
Litigation of Washington Gas Rate Case (4 Initiative Update records)						
Litigation of Washington Gas Rate Case	OPC has reviewed WGL's rate increase application, filed discovery requests, analyzed the rate application, and filed OPC's initial expert testimony with the DCPSA.	50-74%	High	Demonstrable		Q1
Litigation of Washington Gas Rate Case	OPC litigation staff is in process of preparing surrebuttal testimony in response to WGL rebuttal testimony.	25-49%	Low	Incremental		Q2
Litigation of Washington Gas Rate Case	OPC filed its testimony and submitted a pleading requesting the Commission hold an evidentiary hearing.	75-99%	Low	Incremental		Q3
Litigation of Washington Gas Rate Case	OPC participated in the legislative hearing on September 11, 2023. We will file our final brief in mid October.	75-99%		Incremental		Q4

2022 Unfinished Initiatives

Title	Description	% Complete from Prior FY	Status Update	Explanation	Anticipated Completion Date	Add Initiative Update
Daily Consumer Education Activities (1 Strategic Initiative)						
Quarterly Agency Partner Discussion	OPC will hold quarterly resource discussions throughout FY 22 to foster continued coordination of government and nonprofit service providers to assist DC consumers related to climate change and energy efficiencies related to each utility. (The goal is to utilize the quarterly discussions with our partners to gain knowledge and build on the content of the Annual Event, which is held in October)	0-24%	Due to unforeseen circumstances related to employee manpower, the Quarterly Partnership discussions will reconvene in FY23	Due to unforeseen circumstances related to employee manpower, the Quarterly Partnership discussions will reconvene in FY23	09-30-2023	
OPC Consumer Advocacy (5 Strategic Initiative records)						
Energy Efficiency and Demand Response – FC 1160	In FC 1160 OPC will evaluate Pepco's proposed Energy Efficiency and Demand Response ("EEDR") program application to ensure that any such programs are just, reasonable, racially equitable, cost-effective, and are in line with the District's climate change goals. OPC will file comments on the proposed application and actively participate in any follow-up working group processes.	0-24%	OPC filed initial and reply comments on Pepco's EEDR programs advocating for cost-effective programs that are not duplicative of the DCSEU programs and for a PSC established cost-benefit analysis to determine whether programs should be approved. We are now awaiting next steps for this proceeding from the Public Service Commission.	This is an ongoing legal proceeding.	09-30-2023	
Utility Climate Planning – FC 1167	In FC 1167 OPC will evaluate and comment on Pepco and Washington Gas Light's climate plans and related studies and information, and on other parties' electrification studies. OPC will conduct and file an Electrification Study, which will address certain costs and benefits, and important equity considerations in electrification investments as they affect District residents at all income levels.	25-49%	OPC filed initial and reply comments on both Pepco's and WGL's climate business plans emphasizing need for well planned, equitable and affordable utility climate business plans. We are now awaiting next steps for this proceeding from the Public Service Commission.	This is an ongoing legal proceeding.	09-30-2023	
Alternative Ratemaking – FC 1156	OPC will examine the Commission's order on reconsideration to determine if an appeal is merited. OPC will also participate in the Pennsylvania New Jersey Maryland Interconnection LLC's Working Group to ensure the Commission adopts an electric price structure that allows the minimum in cost recovery, produces effective regulatory oversight of the rate increase process while also supporting a reliable and environmentally sustainable grid.	25-49%	Oral Arguments were held on September 15, 2022.	This is an ongoing legal proceeding. More information will be provided later in this fiscal year.	09-30-2023	
Gas Leaks and Project Pipes – FC1154	OPC will participate in this proceeding to advance policy positions to ensure that there will be a distinct process of cost recovery between normal and accelerated pipe replacement work. OPC will also propose a method of leak reporting that results in a consistent set of reports detailing the status of natural gas leaks in the District of Columbia.	25-49%	OPC's along with the other parties filed comments on 8/15/2022 addressing the issues involved with WGL's implementation of the Advanced Leak Detection Pilot Program and provided recommendations for the Pilot for the remainder of the program.	This is an ongoing legal proceeding.	09-30-2023	
Construction Petition	OPC will file a petition before the DC Public Service Commission designed to establish a set of construction protocols that would be applied throughout the city that prevents damage to homes.	0-24%	OPC continues to assist consumers who have damage caused by utility construction. If the issue continues, OPC will consider another way to address the issue directly with the utility company or with another agency that governs construction in public spaces.	This is an ongoing legal proceeding.	09-30-2023	

2022 Unfinished Initiative Updates

Strategic Initiative Title	Anticipated completion date	New Initiative Created for FY21	No Longer an Initiative	Initiative Status Update	% Complete to date	Confidence in completion by anticipated completion date?	Status of Impact	Explanation of Impact (Limited to 550 Characters)	Supporting Data	Reporting Quarter
Energy Efficiency and Demand Response – FC 1160	09-30-2023	<input type="checkbox"/>	<input type="checkbox"/>	FC1160 is still an ongoing legal proceeding	0-24%	High	Incremental	FC1160 is still an ongoing legal proceeding		Q1
Utility Climate Planning – FC 1167	09-30-2023	<input type="checkbox"/>	<input type="checkbox"/>	FC1167 is still an ongoing legal proceeding	25-49%	High	Incremental	FC1167 is still an ongoing legal proceeding		Q1
Quarterly Agency Partner Discussion	09-30-2023	<input type="checkbox"/>	<input type="checkbox"/>	no updates at this time	0-24%	High	Incremental	no updates at this time		Q1
Alternative Ratemaking – FC 1156	09-30-2023	<input type="checkbox"/>	<input type="checkbox"/>	FC1156 the case ended in an appeal before the DC Court of Appeals in November 22.	25-49%	High	Incremental	FC1156 the case ended in an appeal before the DC Court of Appeals in November 22.		Q1
Gas Leaks and Project Pipes - FC1154	09-30-2023	<input type="checkbox"/>	<input type="checkbox"/>	FC1154 is still an ongoing legal proceeding	25-49%	High	Incremental	FC1154 is still an ongoing legal proceeding		Q1
Construction Petition	09-30-2023	<input type="checkbox"/>	<input type="checkbox"/>	Construction petition was denied in April 2022, but OPC is still fielding complaints as they come in.	Complete	High	Incremental	Construction petition was denied in April 2022, but OPC is still fielding complaints as they come in.		Q1
Quarterly Agency Partner Discussion	09-30-2023	<input type="checkbox"/>	<input type="checkbox"/>	Due to unforeseen circumstances related to employee manpower; the Quarterly Partnership discussions will reconvene in FY23	0-24%	High	None	Due to unforeseen circumstances related to employee manpower; the Quarterly Partnership discussions will reconvene in FY23		Q2
Energy Efficiency and Demand Response – FC 1160	09-30-2023	<input type="checkbox"/>	<input type="checkbox"/>	OPC filed initial and reply comments on Pepco's EEDR programs advocating for cost-effective programs that are not duplicative of the DCSEU programs and for a PSC established cost-benefit analysis to determine whether programs should be approved. We are now awaiting next steps for this proceeding from the Public Service Commission.	25-49%	High	Incremental	Ongoing proceeding		Q2
Utility Climate Planning – FC 1167	09-30-2023	<input type="checkbox"/>	<input type="checkbox"/>	OPC filed initial and reply comments on both Pepco's and WGL's climate business plans emphasizing need for well planned, equitable and affordable utility climate business plans. We are now awaiting next steps for this proceeding from the Public Service Commission.	25-49%	High	Incremental	This is an ongoing proceeding.		Q2
Alternative Ratemaking – FC 1156	09-30-2023	<input type="checkbox"/>	<input type="checkbox"/>	No updates at this time	25-49%	High	None	This is an ongoing legal proceeding. More information will be provided later in this fiscal year.		Q2
Gas Leaks and Project Pipes - FC1154	09-30-2023	<input type="checkbox"/>	<input type="checkbox"/>	OPC's along with the other parties filed comments on 8/15/2022 addressing the issues involved with WGL's implementation of the Advanced Leak Detection Pilot Program and provided recommendations for the Pilot for the remainder of the program.	25-49%	High	Incremental	This is an ongoing legal proceeding.		Q2

2023 ARP Key Performance Indicators

Measure	New Measure/Benchmark Year	Highlight in PAR	ARPA: Required by Treasury	Directionality	ARPA Expenditure Code	ARPA Initiative	ARPA Sub-Initiative	ARPA Project Name	FY2019 Actual	FY 2020 Target	FY2020 Actual	FY2021 Target	FY2021 Actual
No Measure records found													

2023 ARP Workload Measures

Measure	Highlight in PAR	ARPA Project Name	New Measure/Benchmark Year	ARPA: Required by Treasury	ARPA Expenditure Code	ARPA Initiative	ARPA Sub-Initiative	FY2020 Actual	FY2021 Actual	FY2022 Actual	FY 2023 Quarter 1	FY 2023 Quarter 2	FY 2023 Quarter 3	FY 2023 Quarter 4
No Measure records found														

Update Notes

Add Note

Section	Note for Publication	Publish in
No Note records found		

Administrative Information

Record ID# 987

Performance Plan ID 987

Created on Feb. 6, 2022 at 7:55 PM (EST). Last updated by [Katz, Lia](#) on Feb. 9, 2022 at 10:46 AM (EST). Owned by [Katz, Lia](#).

39. Please provide a copy of OPC's Fiscal Year 2024 performance plan submitted to the Office of the City Administrator.

Refer to Attachment 39.

ATTACHMENT 39

GENERAL QUESTIONS

Office of the People's Counsel FY2024

Agency Office of the People's Counsel Agency Acronym OPC Agency Code DJ0 Agency Glossary

To edit agency and POC information press your agency name (underlined and in blue above).

Agency Performance POCs eric coard; Stephen Marencic Agency Budget POCs eric coard Fiscal Year 2024 Add Current Quarter Data

2024 Objectives

Add Strategic Objective

Objective Number	Strategic Objective	# of Measures	# of Operations	Add Key Performance Indicator
1	Provide consumer education, outreach and technical assistance to District ratepayers and consumers on matters relating to natural gas, electric, telephone and water services.	2	2	Add Key Performance Indicator
2	Ensure effective advocacy on behalf of consumers and ratepayers of natural gas, electric, telephone and water services in the District.	1	1	Add Key Performance Indicator
3	Enhance agency operational efficiency to improve agency efficiency and productivity, service delivery and cost reduction.	0	1	Add Key Performance Indicator
4	Create and maintain a highly efficient, transparent, and responsive District government.	5	0	Add Key Performance Indicator
TOT		8	4	

2024 Key Performance Indicators

Measure	New Measure/ Benchmark Year	Directionality	Frequency of Reporting	FY 2020 Target	FY2020 Actual	FY2021 Target	FY2021 Actual Report	FY2022 Target	FY2022 Actual Report	FY 2023 Target	FY2023 Actual Report	FY 2024 Target	FY 2024 Quarter 1
1 - Provide consumer education, outreach and technical assistance to District ratepayers and consumers on matters relating to natural gas, electric, telephone and water services. (2 Measure records)													
Number of consumer outreach meetings	<input type="checkbox"/>	Up is Better	Quarterly	660	1,334	660	1,422	400	1,632	400	1,564	400	Needs Update
Number of outreach events or communications based on consumer complaint data	<input checked="" type="checkbox"/>	Up is Better	Quarterly	New in 2024	New in 2024	New in 2024	New in 2024	New in 2024	New in 2024	New in 2024	New in 2024	8	Needs Update
2 - Ensure effective advocacy on behalf of consumers and ratepayers of natural gas, electric, telephone and water services in the District. (1 Measure)													
Percentage of cases closed that were open 90 days or less	<input checked="" type="checkbox"/>	Up is Better	Quarterly	New in 2024	New in 2024	New in 2024	New in 2024	New in 2024	New in 2024	New in 2024	New in 2024	New in 2024	Needs Update
4 - Create and maintain a highly efficient, transparent, and responsive District government. (5 Measure records)													
Percent of new hires that are District residents	<input type="checkbox"/>	Neutral	Annually	New in 2023	New in 2023	New in 2023	New in 2023	New in 2023	New in 2023	New in 2023	New in 2023	55.6%	No Target Set Annual Measure
Percent of new hires that are District resident graduates	<input type="checkbox"/>	Neutral	Annually	New in 2023	New in 2023	New in 2023	New in 2023	New in 2023	New in 2023	New in 2023	New in 2023	Not Available	No Target Set Annual Measure
Percent of employees that are District residents	<input type="checkbox"/>	Neutral	Annually	New in 2023	New in 2023	New in 2023	New in 2023	New in 2023	New in 2023	New in 2023	New in 2023	48.9%	No Target Set Annual Measure
Percent of required contractor evaluations submitted to the Office of Contracting and Procurement on time.	<input type="checkbox"/>	Neutral	Annually	New in 2023	New in 2023	New in 2023	New in 2023	New in 2023	New in 2023	New in 2023	New in 2023	No Applicable Incidents	No Target Set Annual Measure
Percent of agency staff who were employed as Management Supervisory Service (MSS) employees prior to 4/1 of the fiscal year that had completed an Advancing Racial Equity (AE204) training facilitated by ORE within the past two years.	<input type="checkbox"/>	Neutral	Annually	New in 2023	New in 2023	New in 2023	New in 2023	New in 2023	New in 2023	New in 2023	New in 2023	Not Available	No Target Set Annual Measure

2024 Operations

Operations Header	Operations Title	Operations Description	Type of Operations	Add Workload Measure	Add Strategic Initiative
-------------------	------------------	------------------------	--------------------	----------------------	--------------------------

Operations Header	Operations Title	Operations Description	Type of Operations	Add Workload Measure	Add Strategic Initiative
1 - Provide consumer education, outreach and technical assistance to District ratepayers and consumers on matters relating to natural gas, electric, telephone and water services. (2 Activity records)					
CONSUMER EDUCATION	Daily Consumer Education Activities	OPC's consumer services division provides daily consumer education and outreach activity by attending and conducting various community meetings on a weekly and monthly basis.	Daily Service	Add Workload Measure	Add Strategic Initiative
CUSTOMER SERVICE	Consumer assistance	On a daily basis, OPC provides consumers with pertinent information for city services, not provided by OPC. The agency receives many misdirected calls, and strives to ensure that residents needing assistance are referred to the correct city agency for service.	Daily Service	Add Workload Measure	Add Strategic Initiative
2 - Ensure effective advocacy on behalf of consumers and ratepayers of natural gas, electric, telephone and water services in the District. (1 Activity)					
CONSUMER ADVOCACY & REPRESENTATION	OPC Consumer Advocacy	This operation describes the mission critical work OPC conducts in advocating for consumer regulatory issues.	Daily Service	Add Workload Measure	Add Strategic Initiative
3 - Enhance agency operational efficiency to improve agency efficiency and productivity, service delivery and cost reduction. (1 Activity)					
Daily Operations	Enhancing Agency Operational Efficiency	OPC is working efficiently and effectively to assist District consumers with individual inquiries and complaints regarding their utility services and billing on both an informal and formal basis. OPC staff is continuing its comprehensive consumer education program, which includes outreach to non-English speaking and senior consumers. OPC has a robust seniors outreach and education program that is a vital component of its consumer education and outreach program. OPC has enhanced its partnerships with AARP, the Office on Aging and Commission on Aging. OPC staff educates seniors through presentations at community and mini-commission on aging meetings and at senior centers throughout the District. OPC staff also regularly updates the "Seniors Resource Guide" about home energy efficiency tips and changes in the District's utility markets. OPC's seniors outreach and education program is designed to assist seniors in managing their utility services costs.	Daily Service	Add Workload Measure	Add Strategic Initiative

2024 Workload Measures

Measure	New Measure/Benchmark Year	Frequency of Reporting	FY2021 Actual Report_PAR	FY2022 Actual Report	FY2023 Actual Report	FY 2024 Quarter 1
1 - Consumer assistance (4 Measure records)						
Number of consumer complaints received regarding electric, gas, or telephone services	<input type="checkbox"/>	Quarterly	1,970	2,512	2,961	Needs Update
Number of general consumer inquiries regarding, programs, assistance or services	<input type="checkbox"/>	Quarterly	1,258	3,626	4,163	Needs Update
Number of NEP/LEP persons served by the agency	<input type="checkbox"/>	Quarterly	848	3,228	1,802	Needs Update
Number of consumer complaints received regarding water services	<input type="checkbox"/>	Quarterly	New in 2022	827	1,172	Needs Update
1 - Daily Consumer Education Activities (2 Measure records)						
Number of consumer outreach meetings for Water Services Division (WSD)	<input type="checkbox"/>	Quarterly	New in 2022	24	56	Needs Update
Number of consumer outreach meetings for Consumer Services Division (CSD)	<input type="checkbox"/>	Quarterly	New in 2022	400	165	Needs Update
2 - OPC Consumer Advocacy (2 Measure records)						
Number of cases litigated before the Public Services Commission, Federal Energy Regulatory Commission, Federal Communications Commission and PJM	<input type="checkbox"/>	Quarterly	57	70	58	Needs Update
Number of cases litigated before a DC Water Hearing Officer	<input type="checkbox"/>	Annually	New in 2022	2	3	Annual Measure

2024 Strategic Initiatives

Strategic Initiative Title	Strategic Initiative Description	Proposed Completion Date	Add Initiative Update
Daily Consumer Education Activities (2 Strategic Initiative records)			
Consumer Financial Assistance Education Campaign	OPC will conduct an outreach campaign to educate utility consumers on available financial assistance programs and options to prevent disconnections. OPC will host informational sessions in Wards 1, 4, 5, 7, and 8; where disconnections and consumer complaints are the highest.	09-30-2024	Add Initiative Update
Climate Change Conference	OPC will host a community-wide climate change conference to educate DC residents, small businesses, and nonprofits on the development of renewable energy in the District, and the actions and accomplishments of the DC Government in making energy efficiency and renewable energy available to the underserved low- and moderate-income community. The conference will educate the community on the renewable energy and energy efficiency programs available from federal funds provided to the District under the Inflation Reduction Act (IRA) and the Infrastructure Investment and Jobs Act (IIJA), with emphasis on the opportunities available to underserved low-income and environmental justice communities.	09-30-2024	Add Initiative Update
OPC Consumer Advocacy (4 Strategic Initiative records)			
Litigation of Washington Gas Rate Case	OPC will litigate the Washington Gas rate case, advocating for (1) denial of any decoupling mechanism, (2) costs recovery for only climate change programs that have been vetted by stakeholders and approved by the PSC as advancing DC's climate goals and beneficial to ratepayers, (3) PSC consideration of the future of natural gas in DC, (4) accountability for leak remediation performance, (5) fundamentally, affordability	09-30-2024	Add Initiative Update
Litigation of Pepco Rate Case	OPC will litigate the Pepco rate case, where it will advocate for (1) review and evaluation of multi-year rate plan pilot for cost-effectiveness and impact on residential ratepayers, (2) appropriate review and approval of climate change program costs for only those programs that have been vetted by stakeholders and approved by the PSC regarding benefits to ratepayers and DC Government, (3) adequate reliability and resiliency measures, and (4) ultimately, affordability.	09-30-2024	Add Initiative Update
Community Renewable Energy	The Office of the People's Counsel and the District of Columbia Government filed a Joint Complaint and Petition for an Investigation into Pepco's CREF Practices. In the Petition, the Joint Petitioners allege Pepco is in violation of numerous Commission statutes and rules. The	09-30-2024	Add Initiative Update

Strategic Initiative Title	Strategic Initiative Description	Proposed Completion Date	Add Initiative Update
Facility (CREF) Petition	Office will continue to litigate this case to ensure that Pepco complies with all of the Commission statutes and rules and that consumers receive the full benefit of the CREF program.		
Net Energy Metering Petition	OPC filed a petition requesting the Commission investigate the status of Pepco's compliance with the Commission rules regarding the interconnection of individual solar arrays of consumers' homes. OPC's goal is to have the Commission require Pepco to be consistent in complying with the method to calculate the consumers costs to install an array and to be transparent with sharing data with solar installers.	09-30-2024	Add Initiative Update

2024 Initiative Updates

Strategic Initiative Title	Initiative Status Update	% Complete to date	Confidence in completion by end of fiscal year (9/30)?	Status of Impact	Supporting Data	Reporting Quarter
No Initiative Update records found						

2023 Unfinished Initiatives

Title	Description	% Complete from Prior FY	Status Update	Explanation	Anticipated Completion Date	Add Initiative Update
Daily Consumer Education Activities (1 Strategic Initiative)						
Environmental Justice Community Education Program	OPC will develop an interactive/participatory community education program on the meaning of Environmental Justice. Determine the impact on low-income and minority communities, efforts to eliminate and remediate environmental injustices and meaningful engagement in the development and decision-making process of regulatory and legislative actions on environmental matters that is inclusive, effective, and accessible to all DC residents.	75-99%	Created consumer-friendly informational videos introducing the public to the issues of climate change and environmental justice, and developed training program for OPC community outreach staff on the presentation and messaging to DC communities on climate change and environmental justice.			Add Initiative Update
OPC Consumer Advocacy (2 Strategic Initiative records)						
Litigation of Washington Gas Rate Case	OPC will litigate the Washington Gas rate case, advocating for (1) denial of any decoupling mechanism, (2) costs recovery for only climate change programs that have been vetted by stakeholders and approved by the PSC as advancing DC's climate goals and beneficial to ratepayers, (3) PSC consideration of the future of natural gas in DC, (4) accountability for leak remediation performance, (5) fundamentally, affordability.	75-99%	OPC participated in the legislative hearing on September 11, 2023. We will file our final brief in mid October.			Add Initiative Update
Litigation of Pepco Rate Case	OPC will litigate the Pepco rate case, where it will advocate for (1) review and evaluation of multi-year rate plan pilot for cost-effectiveness and impact on residential ratepayers, (2) appropriate review and approval of climate change program costs for only those programs that have been vetted by stakeholders and approved by the PSC regarding benefits to ratepayers and DC Government, (3) adequate reliability and resiliency measures, and (4) ultimately, affordability.	0-24%	OPC filed a pleading to adjust the procedural schedule. The Commission adjusted the schedule. OPC will file testimony on December 11, 2023.			Add Initiative Update

2023 Unfinished Initiative Updates

Strategic Initiative Title	Anticipated completion date	New Initiative Created for FY24	No Longer an Initiative	Initiative Status Update	% Complete to date	Confidence in completion by anticipated completion date?	Status of Impact	Explanation of Impact (Limited to 550 Characters)	Supporting Data	Reporting Quarter
No Initiative Update records found										

2024 ARP Key Performance Indicators

Measure	New Measure/Benchmark Year	ARPA: Required by Treasury	Directionality	ARPA Expenditure Code	ARPA Initiative	ARPA Sub-Initiative	ARPA Project Name	FY 2020 Target	FY2020	FY2021 Target	FY2021	FY2022 Target	FY2022
No Measure records found													

2024 ARP Workload Measures

Measure	ARPA Project Name	New Measure/Benchmark Year	ARPA Expenditure Code	ARPA Initiative	ARPA Sub-Initiative	FY2021 Actual	FY2022 Actual	FY2023 Actual Report	FY 2024 Quarter 1
No Measure records found									

Update Notes

Add Note

Section	Note for Publication	Publish in
---------	----------------------	------------

No Note records found

Administrative Information

Record ID# 1058

Performance Plan ID 1058

Created on Jan. 23, 2023 at 3:14 PM (EST). Last updated by [Katz, Lia](#) on Jan. 23, 2023 at 3:18 PM (EST). Owned by [Katz, Lia](#).

- 40. Please provide the number of FOIA requests received by OPC during Fiscal Year 2023 and Fiscal Year 2024, to date. Please include the number of requests which were granted, partially granted, denied, or pending. Please also provide the average response time, the estimated number of FTEs required to process requests, and the estimated number of hours spent responding to these requests.**

The Office of the People's Counsel for the District of Columbia has received 2 (two) FOIA Request in FY23 and none in FY24. In FY23, OPC granted its 2 (two) FOIA requests in full.

The average response time to answer FOIA requests received by the Office of the People's Counsel is about 14 days. The number of employees required to process requests is 4, and the estimated number of hours to respond is 14 hours.

- 41. Please provide a list of all studies, research papers, reports, and analyses that the Office prepared or contracted for during Fiscal Year 2023 and Fiscal Year 2024, to date. Please state the status and purpose of each and, if complete, attach a copy.**

There are none for FY23 and FY 24.

42. Please separately list each OPC employee receiving a salary of \$100,000 or more in Fiscal Year 2023 and Fiscal Year 2024, to date. Provide the employee's name, position number, position title, program, activity, salary, and fringe. In addition, state the amount of any overtime or bonus pay received by each employee on the list.

Refer to Attachment 42.

ATTACHMENT 42

GENERAL QUESTIONS

Q42. Please separately list each OPC employee receiving a salary of \$100,000 or more in Fiscal Year 2023 and Fiscal Year 2024, to date. Provide the employee's name, position number, position title, program, activity, salary, and fringe. In addition, state the amount of any overtime or bonus pay received by each employee on the list.

Name	Position Number	Title	FTE x Dist %	Fund	Program	CostCenter	Salary	Fringe (23.4%)
Adeniyi,Oluwatosin A	100035	Attorney Advisor	0.5	1060127	300088	30110	72,984.50	17,078.37
					300090	30114	72,984.50	17,078.37
Belle,Cherry Marsha	111481	Administrative Officer	0.35	1060127	100058	30117	38,838.45	9,088.20
					100022	30040	72,128.55	16,878.08
Benson,Doris A	45655	BUDGET OFFICER	1	1060127	150003	10001	153,233.00	35,856.52
Calhoun,Dionne J	82644	Executive Assistant	0.5	1060127	300088	30110	55,483.50	12,983.14
					300090	30114	55,483.50	12,983.14
Carlesco,Adam Scott	97328	Attorney Advisor	1	1010001	300091	30111	141,675.00	33,151.95
Coard,Eric W	75552	Chief of Staff	1	1060127	100058	30117	197,337.00	46,176.86
Cumberbatch,Jason Selwyn	109876	General Engineer	1	1060127	300090	30114	134,661.00	31,510.67
Daniels,Laurence Christopher	77774	ASSISTANT PEOPLES COUNSEL	1	1060127	300088	30110	193,382.00	45,251.39
Dudek,Stephen	8414	Associate Director Consumer &	1	1060127	300088	30110	162,000.00	37,908.00
Garrick,Silvia V	104855	CONSUMER OUTREACH SPECIALIST	0.3	1060127	300088	30110	37,227.30	8,711.19
					300090	30114	86,863.70	20,326.11
Gross Bethel,Jean M	104852	CONSUMER OUTREACH SPECIALIST	0.25	1060127	300090	30114	31,022.75	7,259.32
					300088	30110	93,068.25	21,777.97
Gumer,Naunihal Singh	12034	ACCOUNT/RATE CASE MANAGER	0.05	1060127	300090	30114	9,215.31	2,156.38
					300088	30110	175,090.80	40,971.25
Harmon,Phillip G	77832	Policy Analyst	0.2	1060127	300088	30110	29,726.34	6,955.96
					300090	30114	118,905.37	27,823.86
Hayes,Antaeus B	97365	Consumer Services Manager	1	1010001	300091	30111	112,000.00	26,208.00
Jefferson,Linda Holland	71651	Manager Consumer Services	1	1060127	100071	30040	154,859.19	36,237.05
Lee,Anthony T	46360	Information Technology Spec.	1	1060127	100071	30040	164,746.00	38,550.56
Marencic,Stephen E	110946	Program Analyst	0.3	1060127	300088	30110	33,290.10	7,789.88
					300090	30114	77,676.90	18,176.39
Mariam,Yohannes K.G.	77851	SENIOR ECONOMIST	0.05	1060127	300090	30114	7,406.69	1,733.17
					300088	30110	140,727.19	32,930.16
Mattavous Frye,Sandra	1649	People's Counsel	0.25	1060127	300090	30114	52,305.04	12,239.38
					300088	30110	156,915.12	36,718.14
McCoy,Doxie A	73160	Public Information Officer	1	1060127	100003	30119	155,547.51	36,398.12
Morse,Cheryl Lee	104854	CONSUMER OUTREACH SPECIALIST	0.2	1060127	300088	30110	24,818.20	5,807.46
					300090	30114	99,272.80	23,229.84
Nayar,Ankush	74777	Attorney Advisor	0.2	1060127	300088	30110	29,193.80	6,831.35
					300090	30114	116,775.20	27,325.40
Nelson,Pamela Alexis	75543	CONSUMER OUTREACH SPECIALIST	0.3	1060127	300088	30110	42,512.10	9,947.83
					300090	30114	99,194.90	23,211.61
Rhoades,Bryan Keith	108422	IT Specialist (APPSW)	1	1060127	100071	30040	100,827.00	23,593.52
Scott,Kinteshia S	46365	ASST PEOPLES COUNSEL	1	1060127	300088	30110	154,556.00	36,166.10
SISTRUNK,KAREN RENE	1504	DEPUTY PEOPLES COUNSEL	0.05	1060127	300090	30114	10,044.00	2,350.30
					300088	30110	190,836.00	44,655.62
Smalls,Michael R.	84807	Chief Operations Officer	0.5	1060127	300088	30110	87,500.00	20,475.00
					300090	30114	87,500.00	20,475.00
Smith,Alicia	23436	Resource Allocation Analyst	1	1060127	100022	30040	119,916.00	28,060.34
Solomon,Alya Martine	111470	External Affairs Officer	0.2	1060127	100003	30119	29,000.00	6,786.00
					300090	30114	116,000.00	27,144.00
Tanner,Knia	77366	Attorney Advisor	0.05	1060127	300088	30110	7,298.45	1,707.84
					300090	30114	138,670.55	32,448.91
Walker,Cecilia C.	76963	Human Resources Specialist	1	1060127	100058	30117	124,091.00	29,037.29
Grand Total							4,564,790.56	1,068,160.99

Note: No overtime or bonus pay paid to any employee in FY2023

Q42. Please separately list each OPC employee receiving a salary of \$100,000 or more in Fiscal Year 2023 and Fiscal Year 2024, to date. Provide the employee's name, position number, position title, program, activity, salary, and fringe. In addition, state the amount of any overtime or bonus pay received by each employee on the list.

Name	Position Number	Title	Fund	Program	CostCenter	FTE x Dist %	Salary	Fringe (23.4%)
Adeniyi,Oluwatosin A	100035	Attorney Advisor	1060127	300088	30110	0.5	72,984.50	17,078.37
				300090	30114	0.5	72,984.50	17,078.37
Belle,Cherry Marsha	111481	Administrative Officer	1060127	100022	30040	0.65	72,128.55	16,878.08
				100058	30117	0.35	38,838.45	9,088.20
Benson,Doris A	45655	BUDGET OFFICER	1060127	150003	10001	1	157,830.00	36,932.22
Calhoun,Dionne J	82644	Executive Assistant	1060127	300088	30110	0.5	55,483.50	12,983.14
				300090	30114	0.5	55,483.50	12,983.14
Carlesco,Adam Scott	97328	Attorney Advisor	1010001	300091	30111	1	141,675.00	33,151.95
Coard,Eric W	75552	Chief of Staff	1060127	100058	30117	1	197,337.00	46,176.86
Cumberbatch,Jason Selwyn	109876	General Engineer	1060127	300090	30114	1	134,661.00	31,510.67
Daniels,Laurence Christopher	77774	ASSISTANT PEOPLES COUNSEL	1060127	300088	30110	1	193,382.00	45,251.39
Garrick,Silvia V	104855	CONSUMER OUTREACH SPECIALIST	1060127	300088	30110	0.3	37,227.30	8,711.19
				300090	30114	0.7	86,863.70	20,326.11
Gross Bethel,Jean M	104852	CONSUMER OUTREACH SPECIALIST	1060127	300088	30110	0.75	95,711.25	22,396.43
				300090	30114	0.25	31,903.75	7,465.48
Gumer,Naunihal Singh	12034	ACCOUNT/RATE CASE MANAGER	1060127	300088	30110	0.95	175,090.80	40,971.25
				300090	30114	0.05	9,215.31	2,156.38
Harmon,Phillip G	77832	Policy Analyst	1060127	300088	30110	0.2	29,726.34	6,955.96
				300090	30114	0.8	118,905.37	27,823.86
Hayes,Antaeus B	97365	Consumer Services Manager	1010001	300091	30111	1	112,000.00	26,208.00
Hicks,Larry	97514	Program Analyst	1060127	100022	30040	0.35	35,289.45	8,257.73
				100058	30117	0.65	65,537.55	15,335.79
Jefferson,Linda Holland	71651	Manager Consumer Services	1060127	100071	30040	1	154,859.19	36,237.05
Lee,Anthony T	46360	Information Technology Spec.	1060127	100071	30040	1	164,746.00	38,550.56
Marencic,Stephen E	110946	Program Analyst	1060127	300088	30110	0.3	33,290.10	7,789.88
				300090	30114	0.7	77,676.90	18,176.39
Mariam,Yohannes K.G.	77851	SENIOR ECONOMIST	1060127	300088	30110	0.95	154,850.00	36,234.90
				300090	30114	0.05	8,150.00	1,907.10
Mattavous Frye,Sandra	1649	People's Counsel	1060127	300088	30110	0.75	156,915.12	36,718.14
				300090	30114	0.25	52,305.04	12,239.38
McCoy,Doxie A	73160	Public Information Officer	1060127	100003	30119	1	155,547.51	36,398.12
Morse,Cheryl Lee	104854	CONSUMER OUTREACH SPECIALIST	1060127	300088	30110	0.2	25,523.00	5,972.38
				300090	30114	0.8	102,092.00	23,889.53
Nayar,Ankush	74777	Attorney Advisor	1060127	300088	30110	0.2	29,193.80	6,831.35
				300090	30114	0.8	116,775.20	27,325.40
Nelson,Pamela Alexis	75543	CONSUMER OUTREACH SPECIALIST	1060127	300088	30110	0.3	42,512.10	9,947.83
				300090	30114	0.7	99,194.90	23,211.61
Rhoades,Bryan Keith	108422	IT Specialist (APPSW)	1060127	100071	30040	1	100,827.00	23,593.52
Scott,Kinteshia S	46365	ASST PEOPLES COUNSEL	1060127	300088	30110	1	154,556.00	36,166.10
SISTRUNK,KAREN RENE	1504	DEPUTY PEOPLES COUNSEL	1060127	300088	30110	0.95	190,836.00	44,655.62
				300090	30114	0.05	10,044.00	2,350.30
Smalls,Michael R.	84807	Chief Operations Officer	1060127	300088	30110	0.5	87,500.00	20,475.00
				300090	30114	0.5	87,500.00	20,475.00
Smith,Alicia	23436	Resource Allocation Analyst	1060127	100022	30040	1	119,916.00	28,060.34
Solomon,Alya Martine	111470	External Affairs Officer	1060127	100003	30119	0.2	29,000.00	6,786.00
				300090	30114	0.8	116,000.00	27,144.00
Tanner,Knia	77366	Attorney Advisor	1060127	300088	30110	0.05	7,298.45	1,707.84
				300090	30114	0.95	138,670.55	32,448.91
Walker,Cecilia C.	76963	Human Resources Specialist	1060127	100058	30117	1	124,091.00	29,037.29
Grand Total							4,530,128.68	1,060,050.11
Note: Fringe								-

Note: No overtime or bonus pay paid to any employee in FY2024

43. Please list, in descending order, the top 25 overtime earners at OPC in Fiscal Year 2023 And Fiscal Year 2024, to date. For each, state the employee's name, position number, position title, program number, activity number, salary, fringe, and the aggregate amount of overtime pay earned.

No overtime payments were made in FY 2023, and no payments have been processed in FY 2023 to date. OPC does not budget for overtime.

44. For Fiscal Year 2023 and Fiscal Year 2024, to date, please provide a list of employee bonuses or special pay granted, which identifies the employee receiving the bonus or special pay, the amount received, and the reason for the bonus or special pay.

No employee has received any bonuses or special pay in FY 2023 and FY 2024 to date.

45. Please provide each collective bargaining agreement that is currently in effect for OPC employees and include the bargaining unit and the duration of each agreement. Please note whether OPC is currently in bargaining and its anticipated completion.

The agency is not a party to a collective bargaining agreement.

46. Please identify any boards or commissions associated with OPC and provide a chart listing the names, confirmation dates, terms, wards or residence, and attendance of each member. Include any vacancies. Please also attach agendas and minutes of each board or commission meetings in Fiscal Year 2023 or Fiscal Year 2024, to date, if minutes were prepared. Please inform the Committee if the board or commission did not convene during any month. Finally, please indicate whether the board or commission met virtually or in person.

OPC does not run any boards or commissions.

OPC has seats on the following boards:

- D.C. Sustainable Energy Utility Advisory Board, The People's Counsel serves as a statutory member of the Sustainable Energy Utility Advisory Board.*
- PowerPath DC Pilot Projects Governance Board, Pursuant to D.C. Public Service Commission Order No. 20316 in Formal Case No. 1130, OPC has a seat on the PowerPath Governance Board.*
- DC Pilot Projects Governance Board. OPC's seat is filled by an OPC attorney who also serves as the Secretary of the Board.*

OPC is the statutory advocate for District of Columbia utility ratepayers at the following commissions:

- The Public Service Commission of the District of Columbia*
- District of Columbia Water and Sewer Authority*
- The Federal Energy Regulatory Commission*
- The Federal Communications Commission*

47. Please list all reports or reporting currently required of OPC in the District of Columbia Code or Municipal Regulations. Provide a description of whether the Office is in compliance with these requirements, and if not, why not (e.g., the purpose behind the requirement is moot, etc.).

Quarterly Language Access Reports to the Office of Human Rights on OPC's progress in fulfilling the requirements of the Language Access Act and our Biennial Language Access Plan (BLAP), pursuant to Title 4, Section 1213 of the DCMR. OPC complies with this requirement.

Annual Language compliance and progress report, due 60 days after the close of the fiscal year, pursuant to Title 4, Section 1214 of the DCMR. OPC complies with this requirement.

Biennial Language ACCESS Plan, pursuant to Title 4, Section 1212 of the DCMR. OPC complies with this requirement.

The Office of the People's is required to submit annually by February 15th of the succeeding fiscal year, its Report on Agency Fund Deposits, Disbursements and Contracts, pursuant to D.C. Code Section 34-912 (a) (7) (A_E). OPC complies with this requirement.

The Office of the People's Counsel files its annual performance plan and quarterly performance accountability reports, pursuant to DC Code Section 1-614.12. OPC complies with this requirement.

Pursuant to DC Code Section 2-538, the Office files an annual FOIA report. OPC complies with this requirement.

48. Please provide a list of any additional training or continuing education opportunities made available to OPC employees. For each additional training or continuing education program, please provide the subject of the training, the names of the trainers, and the number of OPC employees who participated.

OPC has hosted two in-person training courses. However, during this same timeframe, our staff has taken advantage of a vast array of Computer Based Training offered by DCHR. In addition, OPC leadership has identified the following training opportunities for Fiscal Year 2024:

- *CPR & AED training*
- *Sexual Harassment training*
- *DIFS training*
- *Travel Procurement training*

49. Please explain how OPC conducts annual performance evaluations of its employees, including who conducts the evaluations and what steps are taken to ensure all OPC employees meet individual job requirements.

Managers conduct performance planning sessions with each staff member. This provides a basis for evaluating performance. Each team member has 3-5 goals they are responsible for completing before the end of each fiscal year.

Managers conduct evaluations and ensure their assigned staff members are meeting job requirements and performing their principal job functions. Managers also conduct individual monthly meetings with team members. This enables supervisors to provide feedback on individual performance.

The agency has further enhanced the performance management system in critical areas of performance planning, performance execution, performance assessment, and performance review, through its implementation and utilization of the District Government's ePerformance Management process.

Small Business Enterprise

50. Please attach copies of the required annual small business enterprise (“SBE”) expenditure reports for OPC for Fiscal Year 2023 and Fiscal Year 2024, to date.

See Excel Attachment 50 for additional information.

- a. D.C. Official Code § 2-218.53(b) requires each District agency to submit supplemental information with their annual SBE expenditure report, including: a description of the activities the agency engaged in to achieve their fiscal year SBE expenditure goal; and a description of any changes the agency intends to make during the next fiscal year to achieve their SBE expenditure goal.**
- b. Has your agency submitted the required information for fiscal year 2023? Please provide a copy as an attachment.**

In FY22, OPC exceeded its SBE goal. According to DSLBD, the SBE spend for FY23 has not been finalized; however, once the calculations are finalized, OPC expects to meet and or exceed its goal. Likewise, in FY24, OPC anticipates meeting the prescribed goal. No information has been prepared or submitted to DSLBD regarding a plan for meeting the goal, however, OPC will continue to use local small businesses as a first option in fulfilling procurement needs related to the acquisition of supplies, equipment, and contractual services.

ATTACHMENT 50

SMALL BUSINESS ENTERPRISE

Attachment 50 (i) FY23 SBE Expenditures

Type of Expenditure	Purchase Order Number	Business Name	CBE Number	Is SBE?	CBE Status	Expenditure Amount	Payment Date	Fiscal Quarter
OCFO	PO678492	Reingold LINK LLC dba LINK Strategic	LSZR7916 6122024	Y	Active	120467.76	8/1/2023	Q4
OCFO	PO687805	MVS INC	LSDZXRE 332560420 24	Y	Active	109443.2	8/22/2023	Q4
OCFO		THE METROPO LITAN SQ ASSC LLC		N		102112.24	8/30/2023	Q4
OCFO		THE METROPO LITAN SQ ASSC LLC		N		102165.64	7/21/2023	Q4
OCFO		THE METROPO LITAN SQ ASSC LLC		N		101930	9/29/2023	Q4
OCFO	PO692748	The DNA Group LLC	LSDZRE3 000506202 3	Y	Active	60497	8/31/2023	Q4
OCFO		DUNCAN WEINBERG GENZER PEMBROKE PC		N		52541	8/15/2023	Q4
OCFO	PO692748	The DNA Group LLC	LSDZRE3 000506202 3	Y	Active	44625	8/31/2023	Q4
OCFO	PO692748	The DNA Group LLC	LSDZRE3 000506202 3	Y	Active	44854	8/31/2023	Q4
OCFO	PO694398	OUTFRONT MEDIA INC		N		43184	9/20/2023	Q4
OCFO	PO677322	PT78 LLC		N		41669.4	8/22/2023	Q4
OCFO		POTOMAC ELECTRIC POWER CO		N		40434.25	7/4/2023	Q4
OCFO	PO688999	MTB ENTERPRISES LLC	LSDZRE2 237907202 4	Y	Active	34232	8/4/2023	Q4
OCFO		ACADIAN CONSULTING GROUP		N		32028.2	9/14/2023	Q4

			LSDZXRE 332560420					Q4
OCFO	PO687386	MVS INC	24	Y	Active	31990	8/4/2023	
		SPIEGEL MCDIARMI D LLP		N		28126.25	8/4/2023	Q4
			LSDZXRE 332560420					Q4
OCFO	PO688351	MVS INC	24	Y	Active	24418.87	7/29/2023	
		WASHING TON GAS LIGHT COMP		N		20526.49	7/4/2023	Q4
		BB FLOOR SRVS DBA BB	LSDZ3541					Q4
OCFO	PO689641	SOLUTIO	8062024	Y	Active	20578.85	9/12/2023	
		The DNA Group LLC	LSDZRE3 000506202	Y	Active	20166.35	9/30/2023	Q4
		BB FLOOR SRVS DBA BB	LSDZ3541					Q4
OCFO	PO692713	SOLUTIO	8062024	Y	Active	18557	9/30/2023	
		ACADIAN CONSULTI NG GROUP		N		17546.25	8/31/2023	Q4
		BB FLOOR SRVS DBA BB	LSDZ3541					Q4
OCFO	PO691159	SOLUTIO	8062024	Y	Active	17405	9/30/2023	
		THE HAMILTO N GROUP		N		17294.02	7/2/2023	Q4
		GDS ASSOCIAT ES INC		N		15850	9/14/2023	Q4
		DUNCAN ALLEN MCCARTE R ENGLISH LLP		N		15157.5	8/20/2023	Q4
			LSDZRE3			14946	9/14/2023	Q4
		The DNA Group LLC	LSDZRE3 000506202	Y	Active	14952	9/30/2023	Q4
		The DNA Group LLC	LSDZRE3 000506202	Y	Active	14875	9/30/2023	Q4
		DUNCAN ALLEN		N		13827.5	9/27/2023	Q4

		DUNCAN WEINBERG GENZER PEMBROK E PC		N		13150	8/15/2023	Q4
OCFO		PUBLIC PERFORM ANCE MANAGEM	LSDRE57					Q4
OCFO	PO691162	ENT	224112026	Y	Active	12892.84	9/19/2023	
		WASHING TON GAS LIGHT COMP		N		12929.3	7/4/2023	Q4
OCFO		MCCARTE R ENGLISH LLP		N		12559.5	8/31/2023	Q4
			LSDZXRE 332560420					Q4
OCFO	PO688354	MVS INC	24	Y	Active	12398.21	7/1/2023	
		SPIEGEL MCDIARMI D LLP		N		11873.75	8/31/2023	Q4
OCFO		POTOMAC ELECTRIC POWER CO GDS ASSOCIAT ES INC		N		11662.5	9/14/2023	Q4
OCFO		DUNCAN ALLEN SAXTON AND STUMP LLC		N		11215	7/8/2023	Q4
OCFO	PO681066			N		11080	9/20/2023	Q4
		ASPEN OF DC ADC MANAGEM	LSDZRE9 056904202					Q4
OCFO	PO683884	EN	5	Y	Active	10342.64	9/12/2023	
		MCCARTE R ENGLISH LLP		N		10253.5	9/27/2023	Q4
OCFO		ASPEN OF DC ADC MANAGEM	LSDZRE9 056904202					Q4
OCFO	PO683884	EN	5	Y	Active	10110.4	7/1/2023	
		BION C OSTRAND ER		N		10000	9/30/2023	Q4

OCFO		ACADIAN CONSULTI NG GROUP DUNCAN	N			9867.5	7/28/2023	Q4
OCFO	PO678639	ALLEN BRUBAKE R ASSOCIAT ES INC	N			9664	8/9/2023	Q4
OCFO		GDS ASSOCIAT ES INC	N			9170.5	9/14/2023	Q4
OCFO		ASPEN OF DC ADC	N			8986.25	8/6/2023	Q4
OCFO	PO683884	MANAGEM EN	Y	Active	LSDZRE9 056904202	8754.72	8/22/2023	Q4
OCFO	PO683884	ASPEN OF DC ADC MANAGEM EN	Y	Active	LSDZRE9 056904202	8774.94	8/4/2023	Q4
OCFO	PO677150	SPIEGEL MCDIARMI D LLP	N			8621.25	8/13/2023	Q4
OCFO	PO694588	PROJECT ENERGY SAVERS LLC	N			7791	9/15/2023	Q4
OCFO	PO691993	MVS INC	Y	Active	LSDZXRE 332560420	7590	9/30/2023	Q4
OCFO		GDS ASSOCIAT ES INC	N			7500	8/16/2023	Q4
OCFO	PO688353	The DNA Group LLC	Y	Active	LSDZRE3 000506202	7046	9/19/2023	Q4
OCFO	PO688353	The DNA Group LLC	Y	Active	LSDZRE3 000506202	7049	8/29/2023	Q4
OCFO	PO690244	DUNCAN WEINBERG GENZER PEMBROK E PC	N			7020	8/4/2023	Q4
OCFO	PO690244	DUNCAN WEINBERG GENZER PEMBROK E PC	N			6903	8/4/2023	Q4

		BRUBAKE R ASSOCIAT ES INC							Q4
OCFO			N			6565.5	8/5/2023		
		POTOMAC ELECTRIC POWER CO							Q4
OCFO			N			6486.25	7/4/2023		
		SPIEGEL MCDIARMI D LLP							Q4
OCFO	PO677150		N			5876.42	8/13/2023		
		BB FLOOR SRVS DBA BB			LSDZ3541				Q4
OCFO	PO681010	SOLUTIO	Y	Active	8062024	5400	9/19/2023		
		STRATEGI C EDUCATIO N							Q4
		CONSULTI NG			LSDRE57 203122026				
OCFO	PO684288		Y	Active		5300	9/30/2023		
					LSDZXRE 332560420				Q4
OCFO	PO687597	MVS INC	Y	Active	24	5212.76	7/4/2023		
		MCCARTE R ENGLISH LLP							Q4
OCFO	PO677152		N			5120	9/20/2023		
		MCCARTE R ENGLISH LLP							Q4
OCFO			N			5023	8/31/2023		
					LSDZXRE 332560420				Q4
OCFO	PO690195	MVS INC	Y	Active	24	4986.8	8/22/2023		
		SENODA INC			LS968330 52025				Q4
OCFO	PO694262		Y	Active		4965	9/20/2023		
		MINDFIND ERS INC			LSDX6901 8022025				Q4
OCFO	PO687383		Y	Active		4849.26	9/12/2023		
		LUMEN TECHNOL OGIES							Q4
OCFO	PO689700	GOV SOL	N			4564.69	7/18/2023		
		APPLIED ECONOMI CS CLINIC INC							Q4
OCFO			N			4553.75	8/20/2023		
		LUMEN TECHNOL OGIES							Q4
OCFO	PO689700	GOV SOL	N			4446.94	7/16/2023		

		LUMEN TECHNOL OGIES						Q4
OCFO	PO689700	GOV SOL	N		4453.48	9/27/2023		
		LUMEN TECHNOL OGIES						Q4
OCFO	PO689700	GOV SOL	N		4453.48	8/18/2023		
		LUMEN TECHNOL OGIES						Q4
OCFO	PO689700	GOV SOL	N		4453.48	8/1/2023		
		LUMEN TECHNOL OGIES						Q4
OCFO	PO689700	GOV SOL	N		4446.94	7/16/2023		
		LUMEN TECHNOL OGIES						Q4
OCFO	PO689700	GOV SOL	N		4446.94	7/18/2023		
		GDS ASSOCIAT ES INC						Q4
OCFO		CDW GOVERNMENT INC	N		3980	9/27/2023		
								Q4
OCFO	PO690281	ENT INC	N		3890	8/29/2023		
		LSDZRE3 The DNA Group LLC						Q4
OCFO	PO688353	3	Y	Active	3805	7/15/2023		
		LSDZRE3 The DNA Group LLC						Q4
OCFO	PO683872	3	Y	Active	3805	9/19/2023		
		LSDZRE3 The DNA Group LLC						Q4
OCFO	PO683872	3	Y	Active	3805	9/12/2023		
		LSDZRE3 The DNA Group LLC						Q4
OCFO	PO683872	3	Y	Active	3805	8/12/2023		
		LSDZRE3 The DNA Group LLC						Q4
OCFO	PO683872	3	Y	Active	3805	8/12/2023		
		Doxie A McCoy GOLDBLA TT						Q4
OCFO		MARTIN POZEN LLP	N		3773.69	8/22/2023		
		LSZR6258 3052024						Q4
OCFO	PO678990	3052024	Y	Active	3780	9/20/2023		
		Doxie A McCoy						Q4
OCFO			N		3773.69	9/23/2023		
		Doxie A McCoy						Q4
OCFO			N		3773.69	9/23/2023		

OCFO		Cherry Marsha Belle		N		3664	8/17/2023	Q4
OCFO		Cherry Marsha Belle		N		3664	8/17/2023	Q4
OCFO	PO689793	Alphagraphi cs		N		3460.98	7/15/2023	Q4
OCFO		BRUBAKE R ASSOCIAT ES INC		N		3257.5	8/17/2023	Q4
OCFO	PO678615	RIVENDEL L INTERNAT IONAL	LSXR6030 1042024	Y	Active	3028	8/23/2023	Q4
OCFO		JP MORGAN CHASE BANK NA		N		3000	8/9/2023	Q4
OCFO		Cherry Marsha Belle		N		3000	9/28/2023	Q4
OCFO		Cherry Marsha Belle		N		3000	8/24/2023	Q4
OCFO		Cherry Marsha Belle		N		3000	8/24/2023	Q4
OCFO		JP MORGAN CHASE BANK NA		N		3000	9/20/2023	Q4
OCFO	PO689790	MVS INC	LSDZXRE 332560420 24	Y	Active	2992.72	8/22/2023	Q4
OCFO		GDS ASSOCIAT ES INC		N		2912.5	9/30/2023	Q4
OCFO		GDS ASSOCIAT ES INC		N		2890	8/31/2023	Q4
OCFO		JP MORGAN CHASE BANK NA		N		2751	7/10/2023	Q4
OCFO		Quaneisha L Glover		N		2751	8/24/2023	Q4
OCFO	PO677321	RELX INC		N		2571	7/15/2023	Q4
OCFO	PO677321	RELX INC		N		2571	9/12/2023	Q4
OCFO	PO677321	RELX INC		N		2571	8/12/2023	Q4

	JP MORGAN CHASE BANK NA				Q4
OCFO	Cherry Marsha Belle	N	2499.21	8/9/2023	
OCFO	Cherry Marsha Belle	N	2499.21	8/24/2023	Q4
OCFO	Cherry Marsha Belle	N	2481.94	8/17/2023	Q4
OCFO	Cherry Marsha Belle	N	2481.94	8/17/2023	Q4
	JP MORGAN CHASE BANK NA				Q4
OCFO	Cherry Marsha Belle	N	2461.35	7/10/2023	
OCFO	Cherry Marsha Belle	N	2461.35	8/17/2023	Q4
OCFO	Cherry Marsha Belle	N	2461.35	8/17/2023	Q4
	MCCARTE R ENGLISH LLP				Q4
OCFO	GDS ASSOCIAT ES INC	N	2457	9/30/2023	
OCFO	GDS ASSOCIAT ES INC	N	2400	8/16/2023	Q4
	JP MORGAN CHASE BANK NA				Q4
OCFO	Cherry Marsha Belle	N	2387.47	7/10/2023	
OCFO	Cherry Marsha Belle	N	2387.47	8/17/2023	Q4
OCFO	Cherry Marsha Belle	N	2387.47	8/17/2023	Q4
OCFO	Cherry Marsha Belle	N	2312	8/17/2023	Q4
OCFO	Cherry Marsha Belle	N	2312	8/17/2023	Q4
	GDS ASSOCIAT ES INC				Q4
OCFO	GDS ASSOCIAT ES INC	N	2287.5	8/6/2023	

		WASHING TON GAS LIGHT COMP		N		2272.88	8/1/2023	Q4
OCFO		HARRISON MALDONA DO ASSOCIAT ES		N		2263.6	7/1/2023	Q4
OCFO	PO683883	MCCARTE R ENGLISH LLP		N		2217.5	8/31/2023	Q4
OCFO	PO677150	SPIEGEL MCDIARMI D LLP		N		2192.5	8/9/2023	Q4
OCFO		JP MORGAN CHASE BANK NA		N		2187.5	7/10/2023	Q4
OCFO		Cherry Marsha Belle		N		2187.5	8/17/2023	Q4
OCFO		Cherry Marsha Belle		N		2187.5	8/17/2023	Q4
OCFO	PO678615	RIVENDEL L INTERNAT IONAL	LSXR6030 1042024	Y	Active	2008	7/16/2023	Q4
OCFO		Cherry Marsha Belle		N		2012.5	9/28/2023	Q4
OCFO	PO678674	WILSON ENERGY ECONOMI CS		N		1972	7/16/2023	Q4
OCFO	PO678615	RIVENDEL L INTERNAT IONAL	LSXR6030 1042024	Y	Active	1923	9/13/2023	Q4
OCFO		JP MORGAN CHASE BANK NA		N		1880	7/10/2023	Q4
OCFO		Quaneisha L Glover		N		1880	8/24/2023	Q4
OCFO		Quaneisha L Glover		N		1880	8/24/2023	Q4

		JP MORGAN CHASE					Q4
OCFO		BANK NA Cherry Marsha	N		1864.3	7/10/2023	
OCFO		Belle Cherry Marsha	N		1864.3	8/17/2023	Q4
OCFO		Belle ACADIAN CONSULTI	N		1864.3	8/17/2023	Q4
OCFO	PO677151	NG GROUP RIVENDEL L	N		1838	11/16/2022	Q4
OCFO	PO678615	INTERNAT IONAL	Y	LSXR6030 1042024	1838	7/2/2023	Q4
OCFO	PO677151	ACADIAN CONSULTI NG GROUP	N		1830	9/13/2023	Q4
OCFO		ACADIAN CONSULTI NG GROUP	N		1792.5	7/28/2023	Q4
OCFO		JP MORGAN CHASE					Q4
OCFO		BANK NA Quaneisha L Glover	N		1757.52	7/10/2023	
OCFO		JP MORGAN CHASE					Q4
OCFO		BANK NA Cherry Marsha	N		1753	8/9/2023	
OCFO		Belle Cherry Marsha	N		1753	8/24/2023	Q4
OCFO		Belle WILSON ENERGY ECONOMI	N		1753	8/24/2023	Q4
OCFO	PO678674	CS Cherry Marsha	N		1682	8/16/2023	
OCFO		Belle Cherry Marsha	N		1650	8/17/2023	Q4
OCFO		Belle	N		1650	8/17/2023	Q4

OCFO		Cherry Marsha Belle	N			1615.54	8/17/2023	Q4
OCFO		Cherry Marsha Belle	N			1615.54	8/17/2023	Q4
OCFO		Cherry Marsha Belle	N			1560	8/17/2023	Q4
OCFO		Cherry Marsha Belle	N			1560	8/17/2023	Q4
OCFO	PO690244	DUNCAN WEINBERG GENZER PEMBROK E PC	N			1521	8/4/2023	Q4
OCFO		Cherry Marsha Belle	N			1500	8/24/2023	Q4
OCFO		Cherry Marsha Belle	N			1500	8/17/2023	Q4
OCFO		JP MORGAN CHASE BANK NA	N			1500	7/10/2023	Q4
OCFO		Cherry Marsha Belle	N			1500	8/17/2023	Q4
OCFO		JP MORGAN CHASE BANK NA	N			1500	8/9/2023	Q4
OCFO	PO678673	GDS ASSOCIAT ES INC	N			1465	7/29/2023	Q4
OCFO	PO682908	PUBLIC PERFORM ANCE MANAGEM ENT	Y	Active	LSDRE57 224112026	1455.9	9/12/2023	Q4
OCFO	PO682908	PUBLIC PERFORM ANCE MANAGEM ENT	Y	Active	LSDRE57 224112026	1455.88	7/15/2023	Q4
OCFO	PO683884	ASPEN OF DC ADC MANAGEM	Y	Active	LSDZRE9 056904202	1429.38	8/4/2023	Q4

		JP MORGAN CHASE					Q4
OCFO		BANK NA Cherry Marsha Belle	N		1405.5	8/9/2023	
OCFO		DUNCAN ALLEN	N		1405.5	8/24/2023	Q4
OCFO		WILSON ENERGY ECONOMI	N		1395	7/28/2023	Q4
OCFO	PO678674	CS	N		1392	8/9/2023	
		JP MORGAN CHASE					Q4
OCFO		BANK NA Quaneisha L Glover	N		1380.8	7/10/2023	
OCFO		XEROX FINANCIA L SERVICES	N		1380.8	8/24/2023	Q4
OCFO	PO681188	LLC	N		1373.72	8/23/2023	
		CELLCO PARTNERS HIP					Q4
OCFO		CELLCO PARTNERS HIP	N		1357.59	7/12/2023	
OCFO		CELLCO PARTNERS HIP	N		1358.13	7/8/2023	Q4
OCFO		CELLCO PARTNERS HIP	N		1357.61	9/19/2023	Q4
OCFO		CELLCO PARTNERS HIP	N		1357.59	9/20/2023	Q4
OCFO		CELLCO PARTNERS HIP	N		1357.59	7/18/2023	Q4
OCFO	PO687383	MINDFIND L ERS INC	N	LSDX6901 8022025	1340.67	9/12/2023	Q4
		Cherry Marsha Belle					Q4
OCFO		Cherry Marsha Belle	N		1316.45	8/17/2023	
OCFO		WILSON ENERGY ECONOMI	N		1316.45	8/17/2023	Q4
OCFO	PO678674	CS	N		1276	9/20/2023	

		XEROX FINANCIA L SERVICES				Q4
OCFO	PO681188	LLC	N	1268.67	8/9/2023	
		JP MORGAN CHASE				Q4
OCFO		BANK NA	N	1260	7/10/2023	
		Cherry Marsha				Q4
OCFO		Belle	N	1260	8/17/2023	
		Cherry Marsha				Q4
OCFO		Belle	N	1260	8/17/2023	
		JP MORGAN CHASE				Q4
OCFO		BANK NA	N	1254.6	7/10/2023	
		Cherry Marsha				Q4
OCFO		Belle	N	1254.6	8/17/2023	
		Cherry Marsha				Q4
OCFO		Belle	N	1254.6	8/17/2023	
		XEROX FINANCIA L SERVICES				Q4
OCFO	PO681188	LLC	N	1191.72	8/9/2023	
		Quaneisha L Glover				Q4
OCFO		Quaneisha L Glover	N	1195	9/28/2023	
		JP MORGAN CHASE				Q4
OCFO		BANK NA	N	1195	9/20/2023	
		JP MORGAN CHASE				Q4
OCFO		BANK NA	N	1195	9/20/2023	
		JP MORGAN CHASE				Q4
OCFO		BANK NA	N	1156.25	8/9/2023	
		Cherry Marsha				Q4
OCFO		Belle	N	1156.25	8/24/2023	

OCFO		Cherry Marsha Belle	N		1150	8/17/2023	Q4
OCFO		Cherry Marsha Belle	N		1150	8/17/2023	Q4
OCFO		GDS ASSOCIAT ES INC	N		1143.75	7/28/2023	Q4
OCFO		JP MORGAN CHASE BANK NA	N		1124.4	8/9/2023	Q4
OCFO		Cherry Marsha Belle	N		1124.4	8/24/2023	Q4
OCFO	PO689700	LUMEN TECHNOL OGIES GOV SOL	N		1097.02	7/15/2023	Q4
OCFO	PO689700	LUMEN TECHNOL OGIES GOV SOL	N		1091.19	8/18/2023	Q4
OCFO	PO689700	LUMEN TECHNOL OGIES GOV SOL	N		1093.6	7/15/2023	Q4
OCFO	PO689700	LUMEN TECHNOL OGIES GOV SOL	N		1093.1	7/18/2023	Q4
OCFO	PO689700	LUMEN TECHNOL OGIES GOV SOL	N		1092.47	8/1/2023	Q4
OCFO	PO689700	LUMEN TECHNOL OGIES GOV SOL	N		1091.59	7/18/2023	Q4
OCFO	PO689700	LUMEN TECHNOL OGIES GOV SOL	N		1088.38	9/27/2023	Q4
OCFO	PO687383	MINDFIND ERS INC	Y	Active	1083.96	9/12/2023	Q4
OCFO	PO677150	LSDX6901 8022025 SPIEGEL MCDIARMI D LLP	N		1076.25	9/13/2023	Q4

		XEROX FINANCIA L SERVICES				Q4
OCFO	PO681188	LLC	N	1070.96	8/9/2023	
		Cherry Marsha Belle				Q4
OCFO		Cherry Marsha Belle	N	1053.16	8/17/2023	
		JP MORGAN CHASE				Q4
OCFO		BANK NA Quaneisha L Glover	N	1050.45	7/10/2023	
		JP MORGAN CHASE				Q4
OCFO		BANK NA Cherry Marsha Belle	N	1047.83	7/10/2023	
		Cherry Marsha Belle				Q4
OCFO		Cherry Marsha Belle	N	1047.83	8/17/2023	
		SPIEGEL MCDIARMI				Q4
OCFO	PO677150	D LLP	N	1025	8/13/2023	
		WASH METRO AREA TRANSIT				Q4
OCFO	PO676947	AUTH	N	1008.65	11/14/2022	
		JP MORGAN CHASE				Q4
OCFO		BANK NA Cherry Marsha Belle	N	996	9/20/2023	
		HARRISON MALDONA DO ASSOCIAT				Q4
OCFO	PO683883	ES	N	982.24	9/27/2023	
		Cherry Marsha Belle				Q4
OCFO		Belle	N	975.55	8/17/2023	

OCFO		Cherry Marsha Belle	N	975.55	8/17/2023	Q4
OCFO		JP MORGAN CHASE BANK NA	N	940	9/20/2023	Q4
OCFO		Quaneisha L Glover	N	940	9/28/2023	Q4
OCFO	PO683883	HARRISON MALDONA DO ASSOCIAT ES	N	912.8	9/27/2023	Q4
OCFO		JP MORGAN CHASE BANK NA	N	900.16	9/20/2023	Q4
OCFO		Cherry Marsha Belle	N	900.16	8/24/2023	Q4
OCFO		Kinteshia S Scott	N	850	7/12/2023	Q4
OCFO		VERIZON	N	845	7/4/2023	Q4
OCFO		VERIZON	N	845	7/6/2023	Q4
OCFO		JP MORGAN CHASE BANK NA	N	843.3	8/9/2023	Q4
OCFO		Cherry Marsha Belle	N	843.3	8/24/2023	Q4
OCFO		Cherry Marsha Belle	N	840	8/17/2023	Q4
OCFO		Cherry Marsha Belle	N	840	8/17/2023	Q4
OCFO		GDS ASSOCIAT ES INC	N	835	7/28/2023	Q4
OCFO		JP MORGAN CHASE BANK NA	N	825	7/10/2023	Q4
OCFO		Quaneisha L Glover	N	825	8/24/2023	Q4
OCFO		Quaneisha L Glover	N	825	8/28/2023	Q4
OCFO		Quaneisha L Glover	N	825	8/24/2023	Q4

		JP MORGAN CHASE				Q4
OCFO		BANK NA	N	825	7/10/2023	
		HARRISON MALDONA DO				Q4
OCFO	PO683883	ASSOCIAT ES	N	802.07	7/1/2023	
OCFO		Quaneisha L Glover	N	799.46	9/28/2023	Q4
		JP MORGAN CHASE				Q4
OCFO		BANK NA	N	795	9/20/2023	
		Cherry Marsha Belle				Q4
OCFO			N	795	8/24/2023	
		LAZ Karp Assoc dba LAZ Parking				Q4
OCFO	PO689055	MidAtl	N	775.41	7/2/2023	
		LAZ Karp Assoc dba LAZ Parking				Q4
OCFO	PO689055	MidAtl	N	775.41	7/2/2023	
		LAZ Karp Assoc dba LAZ Parking				Q4
OCFO	PO689055	MidAtl	N	775.41	7/2/2023	
		LAZ Karp Assoc dba LAZ Parking				Q4
OCFO	PO689055	MidAtl	N	775.41	7/2/2023	
		JP MORGAN CHASE				Q4
OCFO		BANK NA	N	765	8/9/2023	
		Cherry Marsha Belle				Q4
OCFO			N	765	8/24/2023	

OCFO		Quaneisha L Glover	N	715.5	8/28/2023	Q4
		JP MORGAN CHASE				Q4
OCFO		BANK NA	N	715.5	9/20/2023	
		JP MORGAN CHASE				Q4
OCFO		BANK NA	N	715.5	9/20/2023	
		JP MORGAN CHASE				Q4
OCFO		BANK NA	N	715.5	9/20/2023	
		JP MORGAN CHASE				Q4
OCFO		BANK NA	N	715.5	9/20/2023	
		JP MORGAN CHASE				Q4
OCFO		BANK NA	N	715.5	9/20/2023	
		JP MORGAN CHASE				Q4
OCFO		BANK NA	N	715.5	9/20/2023	
		JP MORGAN CHASE				Q4
OCFO		BANK NA	N	715.5	9/20/2023	
		JP MORGAN CHASE				Q4
OCFO		BANK NA	N	715.5	9/20/2023	
		GDS ASSOCIAT ES INC	N	700	8/16/2023	Q4
OCFO		GDS ASSOCIAT ES INC	N	675	8/16/2023	Q4
OCFO		Alya Martine Solomon	N	661.08	7/2/2023	Q4
		HARRISON MALDONA DO				Q4
OCFO	PO683883	ASSOCIAT ES	N	653.77	9/12/2023	
OCFO		Quaneisha L Glover	N	650	8/24/2023	Q4
		JP MORGAN CHASE				Q4
OCFO		BANK NA	N	650	7/10/2023	

OCFO		Cherry Marsha Belle		N		644.11	9/28/2023	Q4
OCFO		JP MORGAN CHASE BANK NA		N		636.53	8/9/2023	Q4
OCFO		Quaneisha L Glover		N		636.53	8/24/2023	Q4
OCFO		Cherry Marsha Belle		N		624.2	8/17/2023	Q4
OCFO		Cherry Marsha Belle		N		624.2	8/17/2023	Q4
OCFO		Cherry Marsha Belle		N		616.2	8/17/2023	Q4
OCFO		Cherry Marsha Belle		N		616.2	8/17/2023	Q4
OCFO		JP MORGAN CHASE BANK NA		N		602.4	7/10/2023	Q4
OCFO		Quaneisha L Glover		N		602.4	8/24/2023	Q4
OCFO	PO692268	IRON MOUNTAI N INC		N		600.77	9/20/2023	Q4
OCFO		Cherry Marsha Belle		N		597.21	8/17/2023	Q4
OCFO		Cherry Marsha Belle		N		597.21	8/17/2023	Q4
OCFO	PO694262	SENODA INC	LS968330 52025	Y	Active	578	9/20/2023	Q4
OCFO		JP MORGAN CHASE BANK NA		N		574.5	7/10/2023	Q4
OCFO		Quaneisha L Glover		N		574.5	8/28/2023	Q4
OCFO		Cherry Marsha Belle		N		560.28	8/17/2023	Q4
OCFO		Cherry Marsha Belle		N		560.28	8/17/2023	Q4

OCFO		Cherry Marsha Belle	N	560.28	8/17/2023	Q4
OCFO		Cherry Marsha Belle	N	560.28	8/17/2023	Q4
OCFO		Cherry Marsha Belle	N	560.28	8/17/2023	Q4
OCFO		Cherry Marsha Belle	N	560.28	8/17/2023	Q4
OCFO		Cherry Marsha Belle	N	560.28	8/17/2023	Q4
OCFO		Cherry Marsha Belle	N	560.28	8/17/2023	Q4
OCFO		Cherry Marsha Belle	N	560.28	8/17/2023	Q4
OCFO		Cherry Marsha Belle	N	553.2	8/17/2023	Q4
OCFO		Cherry Marsha Belle	N	553.2	8/17/2023	Q4
OCFO		Quaneisha L Glover	N	550	8/28/2023	Q4
OCFO		WASH METRO AREA TRANSIT				Q4
OCFO	PO676947	AUTH	N	544.55	7/1/2023	
OCFO		GDS ASSOCIATES INC	N	540	9/30/2023	Q4
OCFO		Cherry Marsha Belle	N	532.81	8/17/2023	Q4
OCFO		Cherry Marsha Belle	N	532.81	8/17/2023	Q4
OCFO		Quaneisha L Glover	N	527.2	8/21/2023	Q4
OCFO		GDS ASSOCIATES INC	N	520	8/4/2023	Q4
OCFO		Cherry Marsha Belle	N	520	8/17/2023	Q4
OCFO		Cherry Marsha Belle	N	520	8/17/2023	Q4

OCFO		Cherry Marsha Belle		N		513.59	8/17/2023	Q4
OCFO		Cherry Marsha Belle		N		513.59	8/17/2023	Q4
OCFO	PO689790	MVS INC	LSDZXRE 332560420 24	Y	Active	500	8/22/2023	Q4
OCFO		Cherry Marsha Belle		N		500	8/17/2023	Q4
OCFO		Cherry Marsha Belle		N		500	8/17/2023	Q4
OCFO		JP MORGAN CHASE BANK NA		N		500	7/10/2023	Q4
OCFO		GDS ASSOCIAT ES INC		N		483.75	9/30/2023	Q4
OCFO		JP MORGAN CHASE BANK NA		N		481.75	8/9/2023	Q4
OCFO		Cherry Marsha Belle		N		481.75	8/24/2023	Q4
OCFO		JP MORGAN CHASE BANK NA		N		475	7/10/2023	Q4
OCFO		Quaneisha L Glover		N		475	8/24/2023	Q4
OCFO		Quaneisha L Glover		N		475	8/24/2023	Q4
OCFO		JP MORGAN CHASE BANK NA		N		475	7/10/2023	Q4
OCFO		Thaddeus Jerome Johnson		N		459.96	7/9/2023	Q4
OCFO	PO678673	GDS ASSOCIAT ES INC		N		457.5	9/20/2023	Q4
OCFO		Tamika Renee Dodson		N		438.03	9/30/2023	Q4

		JP MORGAN CHASE				Q4
OCFO		BANK NA	N	430.5	8/9/2023	
		Cherry Marsha Belle				Q4
OCFO		Audacy Operations Inc	N	430.5	8/24/2023	
OCFO	PO692714		N	425	8/18/2023	Q4
		JP MORGAN CHASE				Q4
OCFO		BANK NA	N	423	7/10/2023	
		Cherry Marsha Belle				Q4
OCFO		Cherry Marsha Belle	N	423	8/17/2023	
		Cherry Marsha Belle				Q4
OCFO		Tamika Renee Dodson	N	423	8/17/2023	
		Jason Selwyn Cumberbatc h				Q4
OCFO		MCCARTE R ENGLISH LLP	N	418.58	8/29/2023	
		Cherry Marsha Belle				Q4
OCFO		Cherry Marsha Belle	N	396	8/31/2023	
		Cherry Marsha Belle				Q4
OCFO		Cherry Marsha Belle	N	386.5	8/17/2023	
		Cherry Marsha Belle				Q4
OCFO		Cherry Marsha Belle	N	386.5	8/17/2023	
		Cherry Marsha Belle				Q4
OCFO		Cherry Marsha Belle	N	385.33	9/28/2023	
		Cherry Marsha Belle				Q4
OCFO		Cherry Marsha Belle	N	385.33	9/28/2023	
		MCCARTE R ENGLISH LLP				Q4
OCFO		DUNCAN ALLEN Quaneisha L Glover	N	378	9/30/2023	
						Q4
OCFO			N	360	8/5/2023	
						Q4
OCFO			N	350.98	8/21/2023	

OCFO	Cherry Marsha Belle	N	339.28	8/17/2023	Q4
OCFO	Cherry Marsha Belle	N	339.28	8/17/2023	Q4
OCFO	JP MORGAN CHASE BANK NA	N	339.28	7/10/2023	Q4
OCFO	JP MORGAN CHASE BANK NA	N	339.28	7/10/2023	Q4
OCFO	JP MORGAN CHASE BANK NA	N	339.28	7/10/2023	Q4
OCFO	JP MORGAN CHASE BANK NA	N	339.28	7/10/2023	Q4
OCFO	JP MORGAN CHASE BANK NA	N	339.28	7/10/2023	Q4
OCFO	JP MORGAN CHASE BANK NA	N	339.28	7/10/2023	Q4
OCFO	Quaneisha L Glover	N	318	8/28/2023	Q4
OCFO	Quaneisha L Glover	N	297.18	9/28/2023	Q4
OCFO	JP MORGAN CHASE BANK NA	N	291	7/10/2023	Q4
OCFO	Quaneisha L Glover	N	291	8/24/2023	Q4
OCFO	PO676947 WASH METRO AREA TRANSIT AUTH	N	279	7/29/2023	Q4

		JP MORGAN CHASE BANK NA				Q4
OCFO		Cherry Marsha Belle	N	276.92	7/10/2023	
OCFO		Cherry Marsha Belle	N	276.92	8/17/2023	Q4
OCFO		JP MORGAN CHASE BANK NA				Q4
OCFO		Quaneisha L Glover	N	264	7/10/2023	
OCFO		APPLIED ECONOMI CS CLINIC INC	N	264	8/24/2023	Q4
OCFO		APPLIED ECONOMI CS CLINIC INC	N	262.5	9/30/2023	Q4
OCFO		JP MORGAN CHASE BANK NA				Q4
OCFO		Quaneisha L Glover	N	252	9/20/2023	
OCFO		VERIZON FEDERAL INC	N	252	9/28/2023	Q4
OCFO		VERIZON FEDERAL INC	N	241.1	7/25/2023	Q4
OCFO		VERIZON FEDERAL INC	N	241.11	7/27/2023	Q4
OCFO		VERIZON FEDERAL INC	N	241.11	7/26/2023	Q4
OCFO		VERIZON FEDERAL INC	N	241.1	9/2/2023	Q4
OCFO		VERIZON FEDERAL INC	N	241.1	9/2/2023	Q4
OCFO	PO677151	ACADIAN CONSULTI NG GROUP	N	240	7/29/2023	Q4
OCFO		Cherry Marsha Belle	N	226.44	9/28/2023	Q4

OCFO		Cherry Marsha Belle	N	226.44	9/28/2023	Q4
OCFO		Cherry Marsha Belle	N	218.12	9/28/2023	Q4
OCFO		Cherry Marsha Belle	N	218.12	9/28/2023	Q4
OCFO		JP MORGAN CHASE BANK NA	N	196.98	9/20/2023	Q4
OCFO		Cherry Marsha Belle	N	196.98	8/24/2023	Q4
OCFO	PO676947	WASH METRO AREA TRANSIT AUTH	N	187.85	8/22/2023	Q4
OCFO		Cherry Marsha Belle	N	184.76	8/17/2023	Q4
OCFO		Cherry Marsha Belle	N	184.76	8/17/2023	Q4
OCFO		JP MORGAN CHASE BANK NA	N	169	7/10/2023	Q4
OCFO		Quaneisha L Glover	N	169	8/28/2023	Q4
OCFO		JP MORGAN CHASE BANK NA	N	149	7/10/2023	Q4
OCFO		Quaneisha L Glover	N	149	8/28/2023	Q4
OCFO		JP MORGAN CHASE BANK NA	N	136.25	9/20/2023	Q4
OCFO		Quaneisha L Glover	N	136.25	8/28/2023	Q4
OCFO		WASHING TON GAS LIGHT COMP	N	129.55	7/4/2023	Q4

	JP MORGAN CHASE				Q4
OCFO	BANK NA Cherry Marsha	N	127.2	8/9/2023	
OCFO	Belle Quaneisha L Glover	N	127.2	8/24/2023	Q4
OCFO	JP MORGAN CHASE BANK NA	N	127.2	9/28/2023	Q4
OCFO	IMPREST FUND DJIF85	N	123.08	9/20/2023	Q4
OCFO	Cherry Marsha Belle	N	117.62	8/11/2023	Q4
OCFO	Cherry Marsha Belle	N	117.62	9/28/2023	Q4
OCFO	JP MORGAN CHASE BANK NA	N	111.3	9/28/2023	Q4
OCFO	Cherry Marsha Belle	N	111.3	7/10/2023	Q4
OCFO	Cherry Marsha Belle	N	111.3	8/17/2023	Q4
OCFO	Cherry Marsha Belle	N	111.3	8/17/2023	Q4
OCFO	Cherry Marsha Belle	N	111.3	8/17/2023	Q4
OCFO	Cherry Marsha Belle	N	111.3	8/17/2023	Q4
OCFO	Cherry Marsha Belle	N	110	8/17/2023	Q4
OCFO	Cherry Marsha Belle	N	110	8/17/2023	Q4
OCFO	JP MORGAN CHASE BANK NA	N	98.68	9/20/2023	Q4
OCFO	Cherry Marsha Belle	N	98.68	8/24/2023	Q4

OCFO		IMPREST FUND DJIF85	N	92.64	8/30/2023	Q4
OCFO		IMPREST FUND DJIF85	N	90.58	8/3/2023	Q4
OCFO	PO681188	XEROX FINANCIA L SERVICES LLC	N	88.6	1/12/2023	Q4
OCFO		APPLIED ECONOMI CS CLINIC INC	N	87.5	7/28/2023	Q4
OCFO	PO683883	HARRISON MALDONA DO ASSOCIAT ES	N	72.91	2/23/2023	Q4
OCFO		Quaneisha L Glover	N	65	9/28/2023	Q4
OCFO		Quaneisha L Glover	N	65	9/28/2023	Q4
OCFO		IMPREST FUND DJIF85	N	45.54	8/11/2023	Q4
OCFO		JP MORGAN CHASE BANK NA	N	41.5	7/10/2023	Q4
OCFO		Cherry Marsha Belle	N	41.5	8/17/2023	Q4
OCFO		Cherry Marsha Belle	N	41.5	8/17/2023	Q4
OCFO		IMPREST FUND DJIF85	N	40	9/11/2023	Q4
OCFO		JP MORGAN CHASE BANK NA	N	24.36	9/20/2023	Q4
OCFO		Cherry Marsha Belle	N	24.36	8/24/2023	Q4
OCFO		IMPREST FUND DJIF85	N	20.65	8/11/2023	Q4

OCFO		ZAYO GROUP LLC		N		17.21	7/20/2023	Q4
OCFO		ZAYO GROUP LLC		N		17.21	8/12/2023	Q4
OCFO		ZAYO GROUP LLC		N		17.21	7/20/2023	Q4
OCFO		ZAYO GROUP LLC		N		17.21	7/20/2023	Q4
OCFO		ZAYO GROUP LLC		N		17.21	7/19/2023	Q4
OCFO		ZAYO GROUP LLC		N		17.21	7/18/2023	Q4
OCFO	PO681201	MVS INC	LSDZXRE 332560420 24	Y	Active	9	7/15/2023	Q4
OCFO		IMPREST FUND DJIF85		N		-40	9/11/2023	Q4
OCFO		Cherry Marsha Belle		N		-41.5	8/17/2023	Q4
OCFO		Quaneisha L Glover		N		-65	9/28/2023	Q4
OCFO		Cherry Marsha Belle		N		-111.3	8/17/2023	Q4
OCFO		Cherry Marsha Belle		N		-110	8/17/2023	Q4
OCFO		Cherry Marsha Belle		N		-111.3	8/17/2023	Q4
OCFO		Cherry Marsha Belle		N		-117.62	9/28/2023	Q4
OCFO		JP MORGAN CHASE BANK NA		N		-139	7/10/2023	Q4
OCFO		Quaneisha L Glover		N		-139	8/24/2023	Q4
OCFO		JP MORGAN CHASE BANK NA		N		-149	7/10/2023	Q4

OCFO	Cherry Marsha Belle	N	-339.28	8/17/2023	Q4
OCFO	Cherry Marsha Belle	N	-386.5	8/17/2023	Q4
OCFO	Cherry Marsha Belle	N	-385.33	9/28/2023	Q4
OCFO	Cherry Marsha Belle	N	-423	8/17/2023	Q4
OCFO	Cherry Marsha Belle	N	-500	8/17/2023	Q4
OCFO	Cherry Marsha Belle	N	-520	8/17/2023	Q4
OCFO	Cherry Marsha Belle	N	-513.59	8/17/2023	Q4
OCFO	Cherry Marsha Belle	N	-532.81	8/17/2023	Q4
OCFO	Cherry Marsha Belle	N	-560.28	8/17/2023	Q4
OCFO	Cherry Marsha Belle	N	-553.2	8/17/2023	Q4
OCFO	Cherry Marsha Belle	N	-560.28	8/17/2023	Q4
OCFO	Cherry Marsha Belle	N	-560.28	8/17/2023	Q4
OCFO	Cherry Marsha Belle	N	-560.28	8/17/2023	Q4
OCFO	JP MORGAN CHASE BANK NA	N	-574.5	7/10/2023	Q4
OCFO	Cherry Marsha Belle	N	-570	8/24/2023	Q4
OCFO	JP MORGAN CHASE BANK NA	N	-570	9/20/2023	Q4

OCFO	Quaneisha L Glover	N	-574.5	8/24/2023	Q4
OCFO	Cherry Marsha Belle	N	-597.21	8/17/2023	Q4
OCFO	Cherry Marsha Belle	N	-616.2	8/17/2023	Q4
OCFO	Cherry Marsha Belle	N	-624.2	8/17/2023	Q4
OCFO	Cherry Marsha Belle	N	-750	8/17/2023	Q4
OCFO	Cherry Marsha Belle	N	-747.04	8/17/2023	Q4
OCFO	Quaneisha L Glover	N	-825	8/24/2023	Q4
OCFO	Cherry Marsha Belle	N	-840	8/17/2023	Q4
OCFO	Quaneisha L Glover	N	-878.18	8/21/2023	Q4
OCFO	Cherry Marsha Belle	N	-975.55	8/17/2023	Q4
OCFO	Cherry Marsha Belle	N	-1053.16	8/17/2023	Q4
OCFO	Cherry Marsha Belle	N	-1047.83	8/17/2023	Q4
OCFO	Cherry Marsha Belle	N	-1150	8/17/2023	Q4
OCFO	Cherry Marsha Belle	N	-1254.6	8/17/2023	Q4
OCFO	Cherry Marsha Belle	N	-1260	8/17/2023	Q4
OCFO	Cherry Marsha Belle	N	-1316.45	8/17/2023	Q4
OCFO	Cherry Marsha Belle	N	-1500	8/17/2023	Q4
OCFO	Cherry Marsha Belle	N	-1560	8/17/2023	Q4

OCFO	Cherry Marsha Belle	N	-1650	8/17/2023	Q4
OCFO	Cherry Marsha Belle	N	-1615.54	8/17/2023	Q4
OCFO	Cherry Marsha Belle	N	-1753	8/24/2023	Q4
OCFO	Quaneisha L Glover	N	-1880	8/24/2023	Q4
OCFO	Cherry Marsha Belle	N	-1864.3	8/17/2023	Q4
OCFO	Cherry Marsha Belle	N	-2187.5	8/17/2023	Q4
OCFO	Quaneisha L Glover	N	-2267.5	8/28/2023	Q4
OCFO	Cherry Marsha Belle	N	-2387.47	8/17/2023	Q4
OCFO	Cherry Marsha Belle	N	-2312	8/17/2023	Q4
OCFO	Cherry Marsha Belle	N	-2481.94	8/17/2023	Q4
OCFO	Cherry Marsha Belle	N	-2461.35	8/17/2023	Q4
OCFO	Doxie A McCoy	N	-3773.69	8/22/2023	Q4
OCFO	Cherry Marsha Belle	N	-3664	8/17/2023	Q4
OCFO	Doxie A McCoy	N	-3773.69	9/23/2023	Q4
OCFO	Quaneisha L Glover	N	-5600.84	9/28/2023	Q4
OCFO	Cherry Marsha Belle	N	-5441.18	8/24/2023	Q4
OCFO	Quaneisha L Glover	N	-5591.75	8/24/2023	Q4
OCFO	Quaneisha L Glover	N	-5860.25	8/28/2023	Q4
OCFO	Quaneisha L Glover	N	-7465.25	8/24/2023	Q4

OCFO	Cherry Marsha Belle	N			-7334.12	9/28/2023	Q4
OCFO	Cherry Marsha Belle	N			-14342.51	8/17/2023	Q4
OCFO	Cherry Marsha Belle	N			-11954.73	8/17/2023	Q4
OCFO	Cherry Marsha Belle	N			-15086.11	8/24/2023	Q4
OCFO	Cherry Marsha Belle	N			-18839.34	8/17/2023	Q4
PCARD	SOLAR ENERGY TRADE SHO	N			-570	8/7/2023	Q4
PCARD	AMTRAK 24	N			-51	9/15/2023	Q4
PCARD	PAYPAL LINKEDIN JOB	N			2012.5	9/4/2023	Q4
PCARD	875499809 LAS AMERICAS NEWSPAPE R	N			540.13	9/29/2023	Q4
PCARD	ASANACO M AMERICA N	N			3300	9/26/2023	Q4
PCARD	AIRLINES THE HAMILTO N GROUP	N	LSDZRE1 401410202		627.8	9/25/2023	Q4
PCARD	EUCI	Y	Active		335	9/22/2023	Q4
PCARD	EIG	N			1195	9/21/2023	Q4
PCARD	THE HAMILTO N GROUP	N	LSDZRE1 401410202		127.2	9/19/2023	Q4
PCARD	DELTA AMERICA N	Y	Active		1972.41	9/14/2023	Q4
PCARD	AIRLINES EMBASSY SUITES	N			222.2	9/13/2023	Q4
PCARD	DWNTWN	N			242.7	9/13/2023	Q4
PCARD		N			297.18	9/7/2023	Q4

PCARD	TOTAL OFFICE PRODUCTS	LSZ49701 022025	Y	Active	226.44	9/8/2023	Q4
PCARD	TOTAL OFFICE PRODUCTS	LSZ49701 022025	Y	Active	218.12	9/8/2023	Q4
PCARD	TOTAL OFFICE PRODUCTS	LSZ49701 022025	Y	Active	385.33	9/8/2023	Q4
PCARD	TOTAL OFFICE PRODUCTS	LSZ49701 022025	Y	Active	117.62	9/8/2023	Q4
PCARD	AWWAOR G		N		65	9/6/2023	Q4
PCARD	COMCAST		N		644.11	9/4/2023	Q4
PCARD	PAYPAL		N		3000	9/4/2023	Q4
PCARD	PAYPAL		N		730	9/4/2023	Q4
PCARD	MARRIOTT PHILAD DTOWN		N		636.53	7/3/2023	Q4
PCARD	SHERATO N PHILADEL PHIA		N		799.46	9/4/2023	Q4
PCARD	AMTRAK TEL24		N		252	8/31/2023	Q4
PCARD	AWWAOR G		N		940	8/30/2023	Q4
PCARD	EUCI		N		1195	8/30/2023	Q4
PCARD	EUCI		N		1195	8/30/2023	Q4
PCARD	THE HAMILTON GROUP	LSDZRE1 401410202 4	Y	Active	136.25	8/22/2023	Q4
PCARD	SQ ALIMAYU DESIGN		N		730	8/22/2023	Q4
PCARD	EIG		N		127.2	8/22/2023	Q4
PCARD	PAYPAL		N		98.68	8/14/2023	Q4
PCARD	MSU PAYMENT S		N		715.5	8/10/2023	Q4
PCARD	MSU PAYMENT S		N		715.5	8/10/2023	Q4
PCARD	MSU PAYMENT S		N		715.5	8/10/2023	Q4

PCARD	MSU PAYMENT S		N		715.5	8/10/2023	Q4
PCARD	MSU PAYMENT S		N		715.5	8/10/2023	Q4
PCARD	MSU PAYMENT S		N		715.5	8/10/2023	Q4
PCARD	MSU PAYMENT S		N		715.5	8/10/2023	Q4
PCARD	MSU PAYMENT S		N		715.5	8/10/2023	Q4
PCARD	MSU PAYMENT S		N		795	8/8/2023	Q4
PCARD	MSU PAYMENT S		N		996	8/8/2023	Q4
PCARD	CROWN AWARDS INC		N		196.98	8/7/2023	Q4
PCARD	CROWN AWARDS INC		N		24.36	8/7/2023	Q4
PCARD	CINTAS CORP		N		900.16	8/2/2023	Q4
PCARD	PAYPAL		N		3000	8/3/2023	Q4
PCARD	THE HAMILTON GROUP	LSDZRE1 401410202 4	Y	Active	2499.21	7/31/2023	Q4
PCARD	IN THE WASHINGTON INF		N		1500	7/27/2023	Q4
PCARD	AFRO AMERICAN NEWSPAPER		N		1156.25	7/26/2023	Q4
PCARD	DC BAR		N		481.75	7/24/2023	Q4
PCARD	JW MARRIOTT AUSTIN		N		1405.5	7/24/2023	Q4
PCARD	SENODA INC	LS968330 52025	Y	Active	1753	7/24/2023	Q4
PCARD	JW MARRIOTT AUSTIN		N		843.3	7/21/2023	Q4

	JW							
	MARRIOTT							Q4
PCARD	AUSTIN	N		1124.4	7/21/2023			
	SOLAR							
	ENERGY							Q4
	TRADE							
PCARD	SHO	N		765	7/21/2023			
PCARD	PAYPAL	N		3000	7/20/2023			Q4
PCARD	EIG	N		127.2	7/19/2023			Q4
	THE							
	DISTRICT							
	OF							Q4
PCARD	COLUMB	N		430.5	7/3/2023			
PCARD	9729967900	N		975.55	5/4/2023			Q3
PCARD	2028982200	N		550	5/31/2023			Q3
	LNKDINBI							
PCARD	LL	N		513.59	5/30/2023			Q3
	FORT							
PCARD	WORTH	N		527.2	5/25/2023			Q3
PCARD	8004359792	N		350.98	5/26/2023			Q3
PCARD	8552295506	N		111.3	5/19/2023			Q3
	LNKDINBI							
PCARD	LL	N		532.81	5/19/2023			Q3
	800COMCA							
PCARD	ST	N		1615.54	5/15/2023			Q3
PCARD	7032564200	N		1650	5/10/2023			Q3
PCARD	4029357733	N		386.5	5/11/2023			Q3
	SLANGTOT LSZ49701							
PCARD	ALOF 022025	Y	Active	2481.94	5/4/2023			Q3
	SAN							
PCARD	MATEO	N		1260	6/12/2023			Q3
	SLANGTOT LSZ49701							
PCARD	ALOF 022025	Y	Active	2751	6/29/2023			Q3
	LSDZRE1							
	401410202							Q3
PCARD	2026894304 4	Y	Active	2461.35	6/15/2023			
	LSDZRE1							
	401410202							Q3
PCARD	2026894304 4	Y	Active	2387.47	6/26/2023			
PCARD	3134336743	N		2187.5	6/2/2023			Q3
PCARD	7034168500	N		1880	6/19/2023			Q3
	LSDZRE1							
	401410202							Q3
PCARD	2026894304 4	Y	Active	1864.3	6/26/2023			
PCARD	TAMPA	N		1757.52	6/29/2023			Q3
PCARD	4029357733	N		1500	6/2/2023			Q3
PCARD	7757211140	N		1380.8	6/12/2023			Q3
PCARD	8009322732	N		-574.5	6/5/2023			Q3
	SLANGTOT LSZ49701							
PCARD	ALOF 022025	Y	Active	1254.6	6/6/2023			Q3

PCARD	CHICAGO	N		1050.45	6/5/2023	Q3
	SAN					
PCARD	DIEGO	N		1047.83	6/13/2023	Q3
	TYSONS					
PCARD	CORNER	N		825	6/14/2023	Q3
	TYSONS					
PCARD	CORNER	N		825	6/1/2023	Q3
PCARD	CHICAGO	N		731.8	6/26/2023	Q3
PCARD	2028982200	N		650	6/22/2023	Q3
PCARD	ATLANTA	N		602.4	6/22/2023	Q3
PCARD	CHICAGO	N		574.5	6/2/2023	Q3
PCARD	2025302210	N		500	6/2/2023	Q3
	SILVER					
PCARD	SPRING	N		475	6/22/2023	Q3
	SILVER					
PCARD	SPRING	N		475	6/22/2023	Q3
	SLANGTOT LSZ49701					
PCARD	ALOF 022025	Y	Active	423	6/6/2023	Q3
PCARD	2027374700	N		339.28	6/29/2023	Q3
PCARD	2027374700	N		339.28	6/28/2023	Q3
PCARD	2027374700	N		339.28	6/28/2023	Q3
PCARD	2027374700	N		339.28	6/28/2023	Q3
PCARD	2027374700	N		339.28	6/2/2023	Q3
PCARD	2027374700	N		339.28	6/2/2023	Q3
PCARD	2027374700	N		339.28	6/2/2023	Q3
PCARD	2027374700	N		339.28	6/2/2023	Q3
PCARD	2027374700	N		339.28	6/2/2023	Q3
PCARD	7757211140	N		291	6/12/2023	Q3
	LNKDINBI					
PCARD	LL	N		276.92	6/7/2023	Q3
	WASHING					
PCARD	TON	N		264	6/19/2023	Q3
PCARD	CHICAGO	N		169	6/2/2023	Q3
PCARD	CHICAGO	N		149	6/2/2023	Q3
PCARD	8552295506	N		111.3	6/19/2023	Q3
	AMZNCOM					
PCARD	BILL	N		41.5	6/15/2023	Q3
PCARD	8009322732	N		-139	6/29/2023	Q3
PCARD	8009322732	N		-149	6/5/2023	Q3
PCARD	8009322732	N		-169	6/5/2023	Q3
PCARD	8552295506	N		222.6	4/25/2023	Q3
PCARD	4029357733	N		2600	4/25/2023	Q3
	LNKDINBI					
PCARD	LL	N		381.52	4/26/2023	Q3
	THE					
	METROPO					
	LITAN SQ					Q3
OCFO	ASSC LLC	N		102064.42	4/19/2023	

OCFO		THE METROPO LITAN SQ ASSC LLC	N			102101.23	6/28/2023	Q3
OCFO		THE METROPO LITAN SQ ASSC LLC	N			102099.22	6/2/2023	Q3
OCFO		THE METROPO LITAN SQ ASSC LLC	N			102099.2	6/2/2023	Q3
OCFO	PO682912	PUBLIC PERFORM ANCE MANAGEM ENT	Y	Active	LSDRE57 224112026	77000	4/25/2023	Q3
OCFO	PO677150	SPIEGEL MCDIARMI D LLP	N			64178.75	4/26/2023	Q3
OCFO	PO679104	JUST ONE TECHNOLOGY LLC	N			63000	6/28/2023	Q3
OCFO	PO677150	SPIEGEL MCDIARMI D LLP	N			38625.88	5/10/2023	Q3
OCFO	PO676945	MW CONSULTING LLC	Y	Active	LSZR6058 9072025	36047	5/9/2023	Q3
OCFO	PO677150	SPIEGEL MCDIARMI D LLP	N			28305	6/28/2023	Q3
OCFO	PO678492	Reingold LINK LLC dba LINK Strategic	Y	Active	LSZR7916 6122024	26000	4/25/2023	Q3
OCFO	PO677314	LSDZXRE 332560420 MVS INC	Y	Active	24	20295	4/25/2023	Q3
OCFO	PO685597	CARAHSOFT TECHNOLOGY CORP	N			20409.99	5/9/2023	Q3
OCFO		Cherry Marsha Belle	N			20055.84	6/29/2023	Q3
OCFO		BION C OSTRAND ER	N			18870	5/19/2023	Q3

OCFO	PO677151	ACADIAN CONSULTI NG GROUP		N		15467.5	6/28/2023	Q3
OCFO		DUNCAN WEINBERG GENZER PEMBROK E PC		N		15210	4/13/2023	Q3
OCFO		MCCARTE R ENGLISH LLP		N		14516	5/31/2023	Q3
OCFO		MCCARTE R ENGLISH LLP		N		13470.95	5/20/2023	Q3
OCFO	PO687383	MINDFIND ERS INC	LSDX6901 8022025	Y	Active	13492.33	5/23/2023	Q3
OCFO		ACADIAN CONSULTI NG GROUP		N		11451.25	6/18/2023	Q3
OCFO	PO683884	ASPEN OF DC ADC MANAGEM EN	LSDZRE9 056904202 5	Y	Active	10596.32	4/25/2023	Q3
OCFO		ACADIAN CONSULTI NG GROUP		N		10202.85	6/28/2023	Q3
OCFO		MCCARTE R ENGLISH LLP		N		10125.5	5/20/2023	Q3
OCFO	PO678492	Reingold LINK LLC dba LINK Strategic	LSZR7916 6122024	Y	Active	10156.25	4/25/2023	Q3
OCFO	PO683884	ASPEN OF DC ADC MANAGEM EN	LSDZRE9 056904202 5	Y	Active	9862.3	5/31/2023	Q3
OCFO		GDS ASSOCIAT ES INC		N		9632.5	4/26/2023	Q3
OCFO	PO677316	MVS INC	LSDZXRE 332560420 24	Y	Active	9500	4/25/2023	Q3
OCFO		MCCARTE R ENGLISH LLP		N		9388	5/20/2023	Q3
OCFO	PO677313	MVS INC	LSDZXRE 332560420 24	Y	Active	9050	4/25/2023	Q3

OCFO		GDS ASSOCIAT ES INC		N		8952.5	6/18/2023	Q3
OCFO	PO677150	SPIEGEL MCDIARMI D LLP		N		8629.09	6/28/2023	Q3
OCFO		ROD WALKER AND ASSOCIAT ES		N		8350	6/18/2023	Q3
OCFO	PO688122	BB FLOOR SRVS DBA BB	LSDZ3541					Q3
OCFO		SOLUTIO ASPEN OF DC ADC	8062024	Y	Active	8145	6/27/2023	
OCFO	PO683884	MANAGEM EN	LSDZRE9 056904202	Y	Active	7545.6	5/31/2023	Q3
OCFO	PO678639	DUNCAN ALLEN		N		6108	5/10/2023	Q3
OCFO		MCCARTE R ENGLISH LLP		N		5958	5/20/2023	Q3
OCFO		MCCARTE R ENGLISH LLP		N		5794.5	5/31/2023	Q3
OCFO	PO687383	MINDFIND ERS INC	LSDX6901 8022025	Y	Active	5705	6/27/2023	Q3
OCFO	PO687389	TOTAL OFFICE PRODUCTS INC	LSZ49701 022025	Y	Active	5715	6/28/2023	Q3
OCFO	PO678639	DUNCAN ALLEN		N		4590	4/26/2023	Q3
OCFO	PO684288	STRATEGI C EDUCATIO N CONSULTI NG	LSDRE57 203122026	Y	Active	4600	6/27/2023	Q3
OCFO		GDS ASSOCIAT ES INC		N		4575	6/18/2023	Q3
OCFO		ACADIAN CONSULTI NG GROUP		N		4451.25	5/19/2023	Q3
OCFO	PO683884	ASPEN OF DC ADC MANAGEM EN	LSDZRE9 056904202	Y	Active	4340	5/31/2023	Q3

OCFO	PO683872	The DNA Group LLC	LSDZRE3 000506202 3	Y	Active	3805	5/3/2023	Q3
OCFO	PO683872	The DNA Group LLC	LSDZRE3 000506202 3	Y	Active	3805	6/27/2023	Q3
OCFO	PO683872	The DNA Group LLC	LSDZRE3 000506202 3	Y	Active	3805	5/9/2023	Q3
OCFO	PO678615	RIVENDEL L INTERNAT IONAL	LSXR6030 1042024	Y	Active	3283	5/14/2023	Q3
OCFO	PO683883	HARRISON MALDONA DO ASSOCIAT ES		N		3189.77	6/27/2023	Q3
OCFO		GDS ASSOCIAT ES INC		N		3195	6/4/2023	Q3
OCFO	PO679585	SAGE MANAGEM ENT CONSULT ANTS		N		3187.5	6/1/2023	Q3
OCFO	PO678990	GOLDBLA TT MARTIN POZEN LLP	LSZR6258 3052024	Y	Active	2977.5	4/26/2023	Q3
OCFO		APPLIED ECONOMI CS CLINIC INC		N		2741.25	4/26/2023	Q3
OCFO		Cherry Marsha Belle		N		2630.75	5/30/2023	Q3
OCFO		JP MORGAN CHASE BANK NA		N		2600	5/10/2023	Q3
OCFO		Cherry Marsha Belle		N		2600	6/28/2023	Q3
OCFO		Cherry Marsha Belle		N		2600	6/28/2023	Q3
OCFO		Cherry Marsha Belle		N		2600	5/30/2023	Q3

OCFO		Cherry Marsha Belle		N		2600	6/28/2023	Q3
OCFO		Cherry Marsha Belle		N		2600	6/28/2023	Q3
OCFO	PO677321	RELX INC		N		2571	6/1/2023	Q3
OCFO	PO677321	RELX INC		N		2571	6/27/2023	Q3
OCFO	PO677321	RELX INC		N		2571	5/9/2023	Q3
OCFO	PO677321	RELX INC		N		2571	4/26/2023	Q3
OCFO		Cherry Marsha Belle		N		2500	6/28/2023	Q3
OCFO		Cherry Marsha Belle		N		2500	6/28/2023	Q3
OCFO		JP MORGAN CHASE BANK NA		N		2499.85	4/13/2023	Q3
OCFO		Cherry Marsha Belle		N		2499.85	5/30/2023	Q3
OCFO		JP MORGAN CHASE BANK NA		N		2481.94	6/10/2023	Q3
OCFO		Cherry Marsha Belle		N		2448.5	6/29/2023	Q3
OCFO	PO678492	Reingold LINK LLC dba LINK Strategic	LSZR7916 6122024	Y	Active	2451	6/27/2023	Q3
OCFO		Cherry Marsha Belle		N		2448.5	6/29/2023	Q3
OCFO		JP MORGAN CHASE BANK NA		N		2415.5	4/13/2023	Q3
OCFO		Cherry Marsha Belle		N		2415.5	5/30/2023	Q3
OCFO		MCCARTE R ENGLISH LLP		N		2370.5	6/4/2023	Q3
OCFO		Cherry Marsha Belle		N		2375	5/30/2023	Q3

		RIVENDEL							
		L							Q3
OCFO	PO678615	INTERNAT	LSXR6030	Y	Active	2305.5	4/26/2023		
		Cherry							
		Marsha							Q3
OCFO		Belle		N		2000	5/30/2023		
		GDS							
		ASSOCIAT							Q3
OCFO		ES INC		N		1982.5	5/19/2023		
		GDS							
		ASSOCIAT							Q3
OCFO	PO678673	ES INC		N		1982.5	5/10/2023		
		Cherry							
		Marsha							Q3
OCFO		Belle		N		1934.15	6/28/2023		
		Cherry							
		Marsha							Q3
OCFO		Belle		N		1934.15	6/28/2023		
		JP							
		MORGAN							Q3
		CHASE							
OCFO		BANK NA		N		1920	4/13/2023		
		Cherry							
		Marsha							Q3
OCFO		Belle		N		1920	5/30/2023		
			LSDZXRE						
			332560420						Q3
OCFO	PO684048	MVS INC	24	Y	Active	1698	4/4/2023		
		GOLDBLA							
		TT							Q3
		MARTIN	LSZR6258						
OCFO	PO678990	POZEN LLP	3052024	Y	Active	1700	5/24/2023		
		Cherry							
		Marsha							Q3
OCFO		Belle		N		1653.76	6/29/2023		
		Cherry							
		Marsha							Q3
OCFO		Belle		N		1653.76	6/29/2023		
		JP							
		MORGAN							Q3
		CHASE							
OCFO		BANK NA		N		1650	6/10/2023		
		Cherry							
		Marsha							Q3
OCFO		Belle		N		1640	6/29/2023		
		Cherry							
		Marsha							Q3
OCFO		Belle		N		1640	6/29/2023		

		JP MORGAN CHASE BANK NA ACADIAN CONSULTING GROUP							Q3
OCFO			N			1615.54	6/10/2023		
OCFO			N			1591.2	4/26/2023		Q3
OCFO	PO677151	ACADIAN CONSULTING GROUP	N			1552.5	5/14/2023		Q3
OCFO		Cherry Marsha Belle	N			1500	6/29/2023		Q3
OCFO		Cherry Marsha Belle	N			1500	6/29/2023		Q3
OCFO	PO682908	PUBLIC PERFORMANCE MANAGEMENT ENT 224112026	Y	Active		1455.88	4/25/2023		Q3
OCFO		Cherry Marsha Belle	N			1447.41	6/29/2023		Q3
OCFO		Cherry Marsha Belle	N			1447.41	6/29/2023		Q3
OCFO	PO678673	GDS ASSOCIATES INC	N			1372.5	4/26/2023		Q3
OCFO		CELLCO PARTNERSHIP	N			1358.13	4/7/2023		Q3
OCFO		CELLCO PARTNERSHIP	N			1358.13	6/17/2023		Q3
OCFO	PO678674	WILSON ENERGY ECONOMICS	N			1334	4/26/2023		Q3
OCFO		Cherry Marsha Belle	N			1322.88	6/29/2023		Q3
OCFO		Cherry Marsha Belle	N			1322.88	6/29/2023		Q3
OCFO	PO681188	XEROX FINANCIAL SERVICES LLC	N			1208.52	4/26/2023		Q3

OCFO		Cherry Marsha Belle	N	1175.95	6/29/2023	Q3
OCFO		Cherry Marsha Belle	N	1175.95	6/29/2023	Q3
OCFO		Cherry Marsha Belle	N	1095	6/29/2023	Q3
OCFO		Cherry Marsha Belle	N	1095	6/29/2023	Q3
OCFO		Cherry Marsha Belle	N	1018.98	6/29/2023	Q3
OCFO		Cherry Marsha Belle	N	1018.98	6/29/2023	Q3
OCFO		Cherry Marsha Belle	N	1000	6/28/2023	Q3
OCFO		Cherry Marsha Belle	N	1000	6/28/2023	Q3
OCFO	PO678674	WILSON ENERGY ECONOMI CS	N	986	6/1/2023	Q3
OCFO		JP MORGAN CHASE BANK NA	N	975.55	6/10/2023	Q3
OCFO		Cherry Marsha Belle	N	932.33	5/30/2023	Q3
OCFO		Cherry Marsha Belle	N	850	6/28/2023	Q3
OCFO		Cherry Marsha Belle	N	850	6/28/2023	Q3
OCFO		Cherry Marsha Belle	N	850	6/28/2023	Q3
OCFO		Cherry Marsha Belle	N	850	6/28/2023	Q3

		HARRISON MALDONA DO				Q3
OCFO	PO683883	ASSOCIAT ES	N	832.8	4/25/2023	
		JP MORGAN CHASE				Q3
OCFO		BANK NA	N	830.53	4/13/2023	
		Cherry Marsha Belle				Q3
OCFO			N	830.53	6/29/2023	
		Cherry Marsha Belle				Q3
OCFO			N	830.53	6/29/2023	
		Cherry Marsha Belle				Q3
OCFO			N	830.53	6/29/2023	
		Cherry Marsha Belle				Q3
OCFO			N	830.53	6/29/2023	
		JP MORGAN CHASE				Q3
OCFO		BANK NA	N	830.53	4/13/2023	
		WASH METRO AREA TRANSIT				Q3
OCFO	PO676947	AUTH	N	824.15	4/29/2023	
		HARRISON MALDONA DO				Q3
OCFO	PO683883	ASSOCIAT ES	N	802.07	4/25/2023	
		WILSON ENERGY ECONOMI				Q3
OCFO	PO678674	CS	N	783	5/10/2023	
		Cherry Marsha Belle				Q3
OCFO			N	780.01	5/30/2023	
		JP MORGAN CHASE				Q3
OCFO		BANK NA	N	775.41	4/13/2023	
		Cherry Marsha Belle				Q3
OCFO			N	775.41	6/29/2023	

OCFO	Cherry Marsha Belle	N	775.41	6/29/2023	Q3
OCFO	ACADIAN CONSULTI NG GROUP	N	755	5/16/2023	Q3
OCFO	Cherry Marsha Belle	N	650	6/28/2023	Q3
OCFO	Cherry Marsha Belle	N	650	6/28/2023	Q3
OCFO	Cherry Marsha Belle	N	647.8	6/29/2023	Q3
OCFO	Cherry Marsha Belle	N	647.8	6/29/2023	Q3
OCFO	Cherry Marsha Belle	N	647.8	6/29/2023	Q3
OCFO	Cherry Marsha Belle	N	647.8	6/29/2023	Q3
OCFO	Cherry Marsha Belle	N	647.8	6/29/2023	Q3
OCFO	Cherry Marsha Belle	N	647.8	6/29/2023	Q3
OCFO	Cherry Marsha Belle	N	647.8	6/29/2023	Q3
OCFO	Cherry Marsha Belle	N	644.88	5/30/2023	Q3
OCFO	GDS ASSOCIAT ES INC	N	607.5	6/17/2023	Q3
OCFO	Cherry Marsha Belle	N	595	5/30/2023	Q3
OCFO	Cherry Marsha Belle	N	595	5/30/2023	Q3
OCFO	Cherry Marsha Belle	N	578.97	5/30/2023	Q3
OCFO	Cherry Marsha Belle	N	575	6/29/2023	Q3
OCFO	Cherry Marsha Belle	N	575	6/29/2023	Q3

OCFO	Cherry Marsha Belle	N	575	6/29/2023	Q3
OCFO	Cherry Marsha Belle	N	575	6/29/2023	Q3
OCFO	Cherry Marsha Belle	N	575	6/29/2023	Q3
OCFO	Cherry Marsha Belle	N	575	6/29/2023	Q3
OCFO	Cherry Marsha Belle	N	566.19	5/30/2023	Q3
OCFO	Cherry Marsha Belle	N	561.2	5/30/2023	Q3
OCFO	Elizabeth Allis Beltran	N	559.02	4/29/2023	Q3
OCFO	JP MORGAN CHASE BANK NA	N	550	6/10/2023	Q3
OCFO	JP MORGAN CHASE BANK NA	N	532.81	6/10/2023	Q3
OCFO	JP MORGAN CHASE BANK NA	N	527.2	6/10/2023	Q3
OCFO	Laurence Christopher Daniels	N	523.71	4/28/2023	Q3
OCFO	JP MORGAN CHASE BANK NA	N	518.48	4/13/2023	Q3
OCFO	Cherry Marsha Belle	N	518.48	5/30/2023	Q3
OCFO	Cherry Marsha Belle	N	517.9	6/28/2023	Q3
OCFO	Cherry Marsha Belle	N	517.9	6/28/2023	Q3

OCFO		JP MORGAN CHASE BANK NA	N	513.59	6/10/2023	Q3
OCFO		Cherry Marsha Belle	N	511.33	6/28/2023	Q3
OCFO		Cherry Marsha Belle	N	511.33	6/28/2023	Q3
OCFO		Cherry Marsha Belle	N	495.97	5/30/2023	Q3
OCFO		Cherry Marsha Belle	N	475	5/30/2023	Q3
OCFO		Cherry Marsha Belle	N	475	5/30/2023	Q3
OCFO		Cherry Marsha Belle	N	470.81	6/28/2023	Q3
OCFO		Cherry Marsha Belle	N	470.81	6/28/2023	Q3
OCFO		Cherry Marsha Belle	N	468.12	5/30/2023	Q3
OCFO		Cherry Marsha Belle	N	463.5	5/30/2023	Q3
OCFO	PO676947	WASH METRO AREA TRANSIT AUTH	N	461.85	4/25/2023	Q3
OCFO	PO681066	SAXTON AND STUMP LLC	N	450	4/26/2023	Q3
OCFO	PO676947	WASH METRO AREA TRANSIT AUTH	N	448.5	5/23/2023	Q3
OCFO		APPLIED ECONOMI CS CLINIC INC	N	437.5	4/14/2023	Q3

OCFO	JP MORGAN CHASE BANK NA	N	386.25	4/13/2023	Q3
OCFO	JP MORGAN CHASE BANK NA	N	386.5	6/10/2023	Q3
OCFO	Cherry Marsha Belle	N	386.25	5/30/2023	Q3
OCFO	IMPREST FUND DJIF85	N	385	5/19/2023	Q3
OCFO	JP MORGAN CHASE BANK NA	N	381.52	5/10/2023	Q3
OCFO	Cherry Marsha Belle	N	381.52	6/28/2023	Q3
OCFO	Cherry Marsha Belle	N	381.52	6/28/2023	Q3
OCFO	Cherry Marsha Belle	N	380	5/30/2023	Q3
OCFO	Cherry Marsha Belle	N	375	6/28/2023	Q3
OCFO	Cherry Marsha Belle	N	375	6/28/2023	Q3
OCFO	JP MORGAN CHASE BANK NA	N	350.98	6/10/2023	Q3
OCFO	JP MORGAN CHASE BANK NA	N	350	4/13/2023	Q3
OCFO	Cherry Marsha Belle	N	350	5/30/2023	Q3
OCFO	MCCARTE R ENGLISH LLP	N	334.5	6/4/2023	Q3
OCFO	Cherry Marsha Belle	N	332.08	5/30/2023	Q3

OCFO	PO678673	GDS ASSOCIAT ES INC	N	305	6/1/2023	Q3
OCFO		Cherry Marsha Belle	N	303.6	5/30/2023	Q3
OCFO		Cherry Marsha Belle	N	281.25	6/28/2023	Q3
OCFO		Cherry Marsha Belle	N	281.25	6/28/2023	Q3
OCFO		GDS ASSOCIAT ES INC	N	270	6/17/2023	Q3
OCFO		JP MORGAN CHASE BANK NA	N	270.44	4/26/2023	Q3
OCFO		GDS ASSOCIAT ES INC	N	270	4/14/2023	Q3
OCFO		Thaddeus Jerome Johnson	N	259	4/22/2023	Q3
OCFO		JP MORGAN CHASE BANK NA	N	250	4/13/2023	Q3
OCFO		Cherry Marsha Belle	N	250	5/30/2023	Q3
OCFO		VERIZON FEDERAL INC	N	241.49	4/4/2023	Q3
OCFO		VERIZON FEDERAL INC	N	241.49	5/20/2023	Q3
OCFO		Cherry Marsha Belle	N	239.6	5/30/2023	Q3
OCFO		Cherry Marsha Belle	N	234.6	5/30/2023	Q3
OCFO	PO683883	HARRISON MALDONA DO ASSOCIAT ES	N	227.61	5/23/2023	Q3

		ROD WALKER AND ASSOCIAT				Q3
OCFO		ES	N	225	4/26/2023	
		JP MORGAN CHASE				Q3
OCFO		BANK NA	N	222.6	5/10/2023	
		Cherry Marsha Belle				Q3
OCFO		Cherry Marsha Belle	N	222.6	6/28/2023	
		HARRISON MALDONA DO				Q3
OCFO	PO683883	ASSOCIAT ES	N	220.79	4/25/2023	
		APPLIED ECONOMI CS CLINIC INC				Q3
OCFO		MCCARTE R ENGLISH LLP	N	218.75	4/14/2023	
		Cherry Marsha Belle				Q3
OCFO		HARRISON MALDONA DO	N	194.96	5/30/2023	
		ASSOCIAT ES				Q3
OCFO	PO683883	Cherry Marsha Belle	N	190.22	4/25/2023	
		Cherry Marsha Belle				Q3
OCFO		Cherry Marsha Belle	N	185.9	6/29/2023	
		Cherry Marsha Belle				Q3
OCFO		Cherry Marsha Belle	N	170.77	6/29/2023	
		Cherry Marsha Belle				Q3
OCFO		Cherry Marsha Belle	N	170.77	6/29/2023	
		Cherry Marsha Belle				Q3
OCFO		Cherry Marsha Belle	N	164.53	6/29/2023	

OCFO		Cherry Marsha Belle	N	164.53	6/29/2023	Q3
OCFO	PO677150	SPIEGEL MCDIARMI D LLP	N	158.23	4/26/2023	Q3
OCFO		Thaddeus Jerome Johnson	N	136.17	4/22/2023	Q3
OCFO		APPLIED ECONOMI CS CLINIC INC	N	131.25	5/19/2023	Q3
OCFO		ACADIAN CONSULTI NG GROUP	N	130	5/19/2023	Q3
OCFO		JP MORGAN CHASE BANK NA	N	111.3	6/10/2023	Q3
OCFO		Cherry Marsha Belle	N	111.3	6/29/2023	Q3
OCFO		Cherry Marsha Belle	N	111.3	6/29/2023	Q3
OCFO		Cherry Marsha Belle	N	91.99	5/30/2023	Q3
OCFO		APPLIED ECONOMI CS CLINIC INC	N	87.5	5/19/2023	Q3
OCFO		Cherry Marsha Belle	N	80	5/30/2023	Q3
OCFO		Cherry Marsha Belle	N	79	5/30/2023	Q3
OCFO		Cherry Marsha Belle	N	79	5/30/2023	Q3
OCFO		JP MORGAN CHASE BANK NA	N	75	4/13/2023	Q3
OCFO		Cherry Marsha Belle	N	75	5/30/2023	Q3

OCFO	JP MORGAN CHASE BANK NA	N	66.44	4/13/2023	Q3
OCFO	Cherry Marsha Belle	N	66.44	5/30/2023	Q3
OCFO	Thaddeus Jerome Johnson	N	64.67	4/22/2023	Q3
OCFO	Cherry Marsha Belle	N	42	5/30/2023	Q3
OCFO	Cherry Marsha Belle	N	27.74	6/28/2023	Q3
OCFO	Cherry Marsha Belle	N	27.74	6/28/2023	Q3
OCFO	JP MORGAN CHASE BANK NA	N	25.98	4/13/2023	Q3
OCFO	Cherry Marsha Belle	N	25.98	5/30/2023	Q3
OCFO	Cherry Marsha Belle	N	15.99	6/29/2023	Q3
OCFO	Cherry Marsha Belle	N	15.99	6/29/2023	Q3
OCFO	Cherry Marsha Belle	N	4.06	5/30/2023	Q3
OCFO	Cherry Marsha Belle	N	-4.06	5/30/2023	Q3
OCFO	Cherry Marsha Belle	N	-15.99	6/29/2023	Q3
OCFO	Cherry Marsha Belle	N	-27.74	6/28/2023	Q3
OCFO	Cherry Marsha Belle	N	-111.3	6/29/2023	Q3
OCFO	Cherry Marsha Belle	N	-164.53	6/29/2023	Q3

OCFO	Cherry Marsha Belle	N	-170.77	6/29/2023	Q3
OCFO	Cherry Marsha Belle	N	-166.04	5/30/2023	Q3
OCFO	Cherry Marsha Belle	N	-185.9	6/29/2023	Q3
OCFO	Cherry Marsha Belle	N	-222.6	6/28/2023	Q3
OCFO	Cherry Marsha Belle	N	-239.6	5/30/2023	Q3
OCFO	Cherry Marsha Belle	N	-234.6	5/30/2023	Q3
OCFO	Cherry Marsha Belle	N	-281.25	6/28/2023	Q3
OCFO	Cherry Marsha Belle	N	-381.52	6/28/2023	Q3
OCFO	Cherry Marsha Belle	N	-375	6/28/2023	Q3
OCFO	Cherry Marsha Belle	N	-470.81	6/28/2023	Q3
OCFO	Cherry Marsha Belle	N	-511.33	6/28/2023	Q3
OCFO	Cherry Marsha Belle	N	-517.9	6/28/2023	Q3
OCFO	Cherry Marsha Belle	N	-575	6/29/2023	Q3
OCFO	Cherry Marsha Belle	N	-575	6/29/2023	Q3
OCFO	Cherry Marsha Belle	N	-575	6/29/2023	Q3
OCFO	Cherry Marsha Belle	N	-647.8	6/29/2023	Q3
OCFO	Cherry Marsha Belle	N	-647.8	6/29/2023	Q3

OCFO	Cherry Marsha Belle	N	-647.8	6/29/2023	Q3
OCFO	Cherry Marsha Belle	N	-650	6/28/2023	Q3
OCFO	Cherry Marsha Belle	N	-775.41	6/29/2023	Q3
OCFO	ACADIAN CONSULTI NG GROUP	N	-755	5/16/2023	Q3
OCFO	Cherry Marsha Belle	N	-850	6/28/2023	Q3
OCFO	Cherry Marsha Belle	N	-830.53	6/29/2023	Q3
OCFO	Cherry Marsha Belle	N	-830.53	6/29/2023	Q3
OCFO	Cherry Marsha Belle	N	-850	6/28/2023	Q3
OCFO	Cherry Marsha Belle	N	-1000	6/28/2023	Q3
OCFO	Cherry Marsha Belle	N	-1018.98	6/29/2023	Q3
OCFO	Cherry Marsha Belle	N	-1095	6/29/2023	Q3
OCFO	Cherry Marsha Belle	N	-1175.95	6/29/2023	Q3
OCFO	Cherry Marsha Belle	N	-1322.88	6/29/2023	Q3
OCFO	Cherry Marsha Belle	N	-1500	6/29/2023	Q3
OCFO	Cherry Marsha Belle	N	-1447.41	6/29/2023	Q3
OCFO	Cherry Marsha Belle	N	-1653.76	6/29/2023	Q3
OCFO	Cherry Marsha Belle	N	-1640	6/29/2023	Q3

OCFO	Cherry Marsha Belle	N	-1934.15	6/28/2023	Q3
OCFO	Cherry Marsha Belle	N	-2448.5	6/29/2023	Q3
OCFO	Cherry Marsha Belle	N	-2600	6/28/2023	Q3
OCFO	Cherry Marsha Belle	N	-2500	6/28/2023	Q3
OCFO	Cherry Marsha Belle	N	-2600	6/28/2023	Q3
OCFO	Cherry Marsha Belle	N	-3204.12	6/28/2023	Q3
OCFO	Cherry Marsha Belle	N	-5211.01	5/30/2023	Q3
OCFO	Cherry Marsha Belle	N	-6921.65	5/30/2023	Q3
OCFO	Cherry Marsha Belle	N	-6520.85	5/30/2023	Q3
OCFO	Cherry Marsha Belle	N	-8507.5	5/30/2023	Q3
OCFO	Cherry Marsha Belle	N	-12568.18	6/28/2023	Q3
OCFO	Cherry Marsha Belle	N	-20055.84	6/29/2023	Q3
OCFO	Cherry Marsha Belle	N	-20055.84	6/29/2023	Q3
OCFO	THE METROPO LITAN SQ ASSC LLC MARRIOTT NEW	N	-102099.2	6/2/2023	Q3
PCARD	ORLEANS	N	830.53	3/1/2023	Q2
PCARD	THE HAMILTO N GROUP	N	2415.5	3/10/2023	Q2
PCARD	DOCUSIGN	N	1920	3/8/2023	Q2
PCARD	LINKEDIN	N	518.48	3/6/2023	Q2

PCARD	AMZN MKTP US	N		25.98	3/6/2023	Q2
PCARD	SQ ALIMAYU DESIGN	N		250	3/6/2023	Q2
PCARD	PAYPAL	N		386.25	3/6/2023	Q2
PCARD	SQ ALIMAYU DESIGN	N		350	3/6/2023	Q2
PCARD	THE HAMILTO N GROUP	N		2499.85	3/6/2023	Q2
PCARD	AUDUBON NATURALI ST SOC	N		75	3/2/2023	Q2
PCARD	AMAZONC OMH55RQ9 AV0	N		66.44	3/2/2023	Q2
PCARD	LAZ PKG 570405	N		775.41	3/1/2023	Q2
PCARD	CLOVER MARRIOTT NEW	N		830.53	3/1/2023	Q2
PCARD	ORLEANS NATL ASSN REG	N		850	2/1/2023	Q2
PCARD	UTIL COM HOTEL RESERVAT ION LOH	N		1447.41	2/28/2023	Q2
PCARD	TOTAL OFFICE					Q2
PCARD	LSZ49701 PRODUCTS 022025	Y	Active	1653.76	2/28/2023	
PCARD	AESP	N		575	2/27/2023	Q2
PCARD	HOTELBO OKINGSER	N		15.99	2/27/2023	Q2
PCARD	VFEE	N		575	2/27/2023	Q2
PCARD	AESP	N		575	2/27/2023	Q2
PCARD	AESP	N		575	2/27/2023	Q2
PCARD	IN MASTV EL	N		1640	2/24/2023	Q2
PCARD	PLANETA IN THE WASHING	N		1500	2/24/2023	Q2
PCARD	TON INF	N		111.3	2/20/2023	Q2
PCARD	EIG THE HAMILTO N GROUP	N		2448.5	2/20/2023	Q2

PCARD	CROWN AWARDS INC	N			164.53	2/15/2023	Q2
PCARD	LINKEDIN7 93	N			170.77	2/9/2023	Q2
PCARD	TOTAL OFFICE PRODUCTS B B SOLUTION S	Y	Active	LSZ49701 022025	1018.98	2/8/2023	Q2
PCARD	SOLUTION S	Y	Active	LSDZ3541 8062024	1322.88	2/7/2023	Q2
PCARD	CROWN CITY INN NATL	N			185.9	2/6/2023	Q2
PCARD	ASSN REG UTIL COM SOUTHWE	N			1095	2/3/2023	Q2
PCARD	ST NATL	N			1175.95	2/3/2023	Q2
PCARD	ASSN REG UTIL COM	N			850	2/1/2023	Q2
PCARD	FACEBK X6XEZHBX 32	N			13.97	1/2/2023	Q2
PCARD	NATL ASSN REG UTIL COM	N			650	1/31/2023	Q2
PCARD	PAYPAL	N			2600	1/30/2023	Q2
PCARD	PAYPAL	N			2500	1/24/2023	Q2
PCARD	LINKEDIN7 86	N			517.9	1/23/2023	Q2
PCARD	SQ ALIMAYU DESIGN	N			375	1/18/2023	Q2
PCARD	CAREERB UILDER	N			470.81	1/19/2023	Q2
PCARD	LINKEDIN7 82	N			511.33	1/11/2023	Q2
PCARD	THE HAMILTON GROUP	N			281.25	1/9/2023	Q2
PCARD	CINTAS CORP	N			27.74	1/9/2023	Q2
PCARD	THE HAMILTON GROUP	N			1934.15	1/9/2023	Q2
PCARD	UNITED PLANNING ORGANI	N			1000	1/6/2023	Q2

OCFO		THE METROPO LITAN SQ ASSC LLC		N		408040.98	3/3/2023	Q2
OCFO		THE METROPO LITAN SQ ASSC LLC		N		102221.83	3/30/2023	Q2
OCFO		DUNCAN WEINBERG GENZER PEMBROK E PC		N		76572.5	3/8/2023	Q2
OCFO		DUNCAN WEINBERG GENZER PEMBROK E PC		N		73868.5	3/8/2023	Q2
OCFO		SQUIRE PATTON BOGGS US		N		60000	1/29/2023	Q2
OCFO		PT78 LLC		N		41669.4	2/2/2023	Q2
OCFO		SPIEGEL MCDIARMI D LLP		N		28465	1/29/2023	Q2
OCFO	PO681201	MVS INC	LSDZXRE 332560420 24	Y	Active	24990	2/14/2023	Q2
OCFO		DUNCAN WEINBERG GENZER PEMBROK E PC		N		21490.5	3/8/2023	Q2
OCFO		ACADIAN CONSULTI NG GROUP		N		17080	1/29/2023	Q2
OCFO		ROD WALKER AND ASSOCIAT ES		N		16150	2/2/2023	Q2
OCFO	PO678492	Reingold LINK LLC dba LINK Strategic	LSZR7916 6122024	Y	Active	14166.66	1/14/2023	Q2
OCFO	PO678492	Reingold LINK LLC dba LINK Strategic	LSZR7916 6122024	Y	Active	14166.66	2/14/2023	Q2

		SPIEGEL MCDIARMI							Q2
OCFO	PO677150	D LLP	N			12357.5	3/8/2023		
OCFO		PT78 LLC	N			12389.03	2/2/2023	Q2	
		NATL ASSOC OF STATE							Q2
OCFO		UTILITY	N			12280	2/2/2023		
		VERITAS CONSULTI NG GROUP			LZ964071				Q2
OCFO		LLC 12025	N	Active		12138	1/28/2023		
		APPLIED ECONOMI CS CLINIC							Q2
OCFO		INC	N			12150	1/29/2023		
		ASPEN OF DC ADC			LSDZRE9 056904202				Q2
OCFO	PO677302	MANAGEM EN 5	Y	Active		6384	3/17/2023		
		ASPEN OF DC ADC			LSDZRE9 056904202				Q2
OCFO	PO683882	MANAGEM EN 5	Y	Active		6330.75	3/17/2023		
		SAGE MANAGEM ENT							Q2
OCFO	PO679585	CONSULT ANTS	N			6250	2/19/2023		
		ASPEN OF DC ADC			LSDZRE9 056904202				Q2
OCFO	PO677302	MANAGEM EN 5	Y	Active		5964	3/25/2023		
		ASPEN OF DC ADC			LSDZRE9 056904202				Q2
OCFO	PO683882	MANAGEM EN 5	Y	Active		5951.25	3/17/2023		
		SPIEGEL MCDIARMI							Q2
OCFO	PO677150	D LLP	N			5521.25	3/8/2023		
		ACADIAN CONSULTI NG GROUP				5150	2/2/2023		Q2
OCFO	PO678639	DUNCAN ALLEN	N			5175	3/5/2023	Q2	
		ASPEN OF DC ADC			LSDZRE9 056904202				Q2
OCFO	PO683882	MANAGEM EN 5	Y	Active		5131.88	3/7/2023		

		NOVA ENERGY CONSULT ANTS INC		N		4993.75	2/3/2023	Q2
OCFO		NOVA ENERGY CONSULT ANTS INC		N		4993.75	2/3/2023	Q2
OCFO	PO679690	MVS INC GDS ASSOCIAT ES INC	LSDZXRE 332560420 24	Y	Active	4767	1/14/2023	Q2
OCFO	PO678673	RIVENDEL L INTERNAT IONAL	LSXR6030 1042024	N		4293.75	2/24/2023	Q2
OCFO	PO678615	MVS INC GDS ASSOCIAT ES INC	LSDZXRE 332560420 24	Y	Active	3888.5	3/5/2023	Q2
OCFO	PO682910	ASPEN OF DC ADC MANAGEM EN	LSDZRE9 056904202 5	Y	Active	3853.7	3/7/2023	Q2
OCFO	PO683882	The DNA Group LLC	LSDZRE3 000506202 3	Y	Active	3855.38	3/14/2023	Q2
OCFO	PO683872	The DNA Group LLC	LSDZRE3 000506202 3	Y	Active	3805	3/28/2023	Q2
OCFO		ACADIAN CONSULTI NG GROUP		N		3203.75	3/5/2023	Q2
OCFO		ACADIAN CONSULTI NG GROUP BRUBAKE R		N		3142.5	1/29/2023	Q2
OCFO		ASSOCIAT ES INC		N		2850	1/29/2023	Q2
OCFO	PO678674	WILSON ENERGY ECONOMI CS		N		2784	2/15/2023	Q2
OCFO		JP MORGAN CHASE BANK NA		N		2630.75	1/11/2023	Q2

		SAXTON AND STUMP						Q2
OCFO	PO681066	LLC		N		2610	3/5/2023	
		JP MORGAN CHASE						Q2
OCFO		BANK NA		N		2600	2/17/2023	
OCFO	PO677321	RELX INC		N		2571	1/17/2023	Q2
OCFO	PO677321	RELX INC		N		2571	2/14/2023	Q2
OCFO	PO677321	RELX INC		N		2571	1/17/2023	Q2
OCFO	PO677321	RELX INC		N		2571	1/17/2023	Q2
		JP MORGAN CHASE						Q2
OCFO		BANK NA		N		2500	2/17/2023	
		JP MORGAN CHASE						Q2
OCFO		BANK NA		N		2448.5	3/14/2023	
		APPLIED ECONOMI CS CLINIC INC						Q2
OCFO		RIVENDEL L		N		2218.75	1/29/2023	
		INTERNAT	LSXR6030					Q2
OCFO	PO678615	IONAL	1042024	Y	Active	2178	3/15/2023	
		GOLDBLA TT						Q2
OCFO	PO678990	MARTIN	LSZR6258	Y	Active	2180	3/8/2023	
		POZEN LLP	3052024					Q2
		JP MORGAN CHASE						Q2
OCFO		BANK NA		N		2000	1/11/2023	
		JP MORGAN CHASE						Q2
OCFO		BANK NA		N		1934.15	2/17/2023	
		MCCARTE R ENGLISH LLP						Q2
OCFO		WILSON ENERGY ECONOMI CS		N		1889	1/29/2023	
								Q2
OCFO	PO678674			N		1711	2/15/2023	
			LSDZXRE 332560420					Q2
OCFO	PO679442	MVS INC	24	Y	Active	1651.1	1/10/2023	

		JP MORGAN CHASE BANK NA	N			1653.76	3/14/2023	Q2
OCFO		JP MORGAN CHASE BANK NA	N			1640	3/14/2023	Q2
OCFO		JP MORGAN CHASE BANK NA	N			1500	3/14/2023	Q2
OCFO		PUBLIC PERFORM ANCE MANAGEM						Q2
OCFO	PO682908	ENT 224112026	Y	Active	LSDRE57	1455.88	2/14/2023	
OCFO		JP MORGAN CHASE BANK NA	N			1447.41	3/14/2023	Q2
OCFO		CELLCO PARTNERS HIP	N			1399.9	1/31/2023	Q2
OCFO		CELLCO PARTNERS HIP	N			1399.9	1/31/2023	Q2
OCFO		GDS ASSOCIAT ES INC	N			1380	3/22/2023	Q2
OCFO		CELLCO PARTNERS HIP	N			1356.27	3/2/2023	Q2
OCFO		JP MORGAN CHASE BANK NA	N			1322.88	3/14/2023	Q2
OCFO		GDS ASSOCIAT ES INC	N			1214.75	2/9/2023	Q2
OCFO		JP MORGAN CHASE BANK NA	N			1175.95	3/14/2023	Q2
OCFO		JP MORGAN CHASE BANK NA	N			1095	3/14/2023	Q2

		XEROX FINANCIA L SERVICES				Q2
OCFO	PO681188	LLC	N	1082.82	3/5/2023	
		XEROX FINANCIA L SERVICES				Q2
OCFO	PO681188	LLC	N	1083.32	3/19/2023	
		WILSON ENERGY ECONOMI				Q2
OCFO	PO678674	CS	N	1044	2/15/2023	
		JP MORGAN CHASE BANK NA				Q2
OCFO		JP	N	1018.98	3/14/2023	
		MORGAN CHASE BANK NA				Q2
OCFO		GDS	N	1000	2/17/2023	
		ASSOCIAT ES INC				Q2
OCFO		JP	N	945	2/17/2023	
		MORGAN CHASE BANK NA				Q2
OCFO		SPIEGEL	N	932.33	1/11/2023	
		MCDIARMI				Q2
OCFO	PO677150	D LLP	N	883.75	1/15/2023	
		WILSON ENERGY ECONOMI				Q2
OCFO	PO678674	CS	N	870	2/15/2023	
		XEROX FINANCIA L SERVICES				Q2
OCFO	PO681188	LLC	N	872.29	3/12/2023	
		JP MORGAN CHASE BANK NA				Q2
OCFO		JP	N	850	3/14/2023	
		MORGAN CHASE BANK NA				Q2
OCFO		GDS	N	850	3/14/2023	
		ASSOCIAT ES INC				Q2
OCFO		JP	N	840	1/29/2023	

	JP MORGAN CHASE				Q2
OCFO	BANK NA	N	780.01	1/11/2023	
	JP MORGAN CHASE				Q2
OCFO	BANK NA	N	650	2/17/2023	
	JP MORGAN CHASE				Q2
OCFO	BANK NA	N	647.8	3/14/2023	
	JP MORGAN CHASE				Q2
OCFO	BANK NA	N	647.8	3/14/2023	
	JP MORGAN CHASE				Q2
OCFO	BANK NA	N	647.8	3/14/2023	
	JP MORGAN CHASE				Q2
OCFO	BANK NA	N	575	3/14/2023	
	JP MORGAN CHASE				Q2
OCFO	BANK NA	N	575	3/14/2023	
	JP MORGAN CHASE				Q2
OCFO	BANK NA	N	575	3/14/2023	
	JP MORGAN CHASE				Q2
OCFO	BANK NA	N	517.9	2/17/2023	
	JP MORGAN CHASE				Q2
OCFO	BANK NA	N	511.33	2/17/2023	
	ACADIAN CONSULTI NG GROUP				Q2
OCFO		N	507.5	1/29/2023	
	JP MORGAN CHASE				Q2
OCFO	BANK NA	N	470.81	2/17/2023	

		WASH METRO AREA TRANSIT					Q2
OCFO	PO676947	AUTH	N		458.6	3/4/2023	
		APPLIED ECONOMI CS CLINIC INC					Q2
OCFO			N		437.5	2/9/2023	
		ASPEN OF DC ADC MANAGEM		LSDZRE9 056904202			Q2
OCFO	PO677302	EN	Y	Active	438.48	3/25/2023	
		JP MORGAN CHASE BANK NA					Q2
OCFO			N		375	2/17/2023	
		JP MORGAN CHASE BANK NA					Q2
OCFO			N		303.6	1/11/2023	
		JP MORGAN CHASE BANK NA					Q2
OCFO			N		281.25	2/17/2023	
		GDS ASSOCIAT ES INC					Q2
OCFO			N		270	2/17/2023	
		GDS ASSOCIAT ES INC					Q2
OCFO			N		270	2/17/2023	
		VERIZON FEDERAL INC					Q2
OCFO			N		241.49	3/10/2023	
		VERIZON FEDERAL INC					Q2
OCFO			N		241.49	3/16/2023	
		VERIZON FEDERAL INC					Q2
OCFO			N		241.11	1/11/2023	
		VERIZON FEDERAL INC					Q2
OCFO			N		241.11	2/4/2023	
		VERIZON FEDERAL INC					Q2
OCFO			N		241.11	1/25/2023	
		JP MORGAN CHASE BANK NA					Q2
OCFO			N		194.96	1/11/2023	

OCFO		JP MORGAN CHASE BANK NA	N	185.9	3/14/2023	Q2
OCFO		COMCAST BUSINESS COMMUNI CATION	N	174.35	2/3/2023	Q2
OCFO		COMCAST BUSINESS COMMUNI CATION	N	174.36	2/3/2023	Q2
OCFO		COMCAST BUSINESS COMMUNI CATION	N	174.34	2/3/2023	Q2
OCFO		COMCAST BUSINESS COMMUNI CATION	N	173.33	2/3/2023	Q2
OCFO		JP MORGAN CHASE BANK NA	N	170.77	3/14/2023	Q2
OCFO		JP MORGAN CHASE BANK NA	N	164.53	3/14/2023	Q2
OCFO	PO676947	WASH METRO AREA TRANSIT AUTH	N	138.75	1/24/2023	Q2
OCFO		JP MORGAN CHASE BANK NA	N	111.3	3/14/2023	Q2
OCFO		JP MORGAN CHASE BANK NA	N	80	1/11/2023	Q2
OCFO		GDS ASSOCIAT ES INC	N	43.75	1/29/2023	Q2
OCFO		APPLIED ECONOMI CS CLINIC INC	N	43.75	2/9/2023	Q2
OCFO		ZAYO GROUP LLC	N	32.21	1/28/2023	Q2

	JP MORGAN CHASE BANK NA						Q2
OCFO		N		27.74	2/17/2023		
	ZAYO GROUP LLC						Q2
OCFO		N		24.61	1/28/2023		
	ZAYO GROUP LLC						Q2
OCFO		N		17.21	2/4/2023		
	ZAYO GROUP LLC						Q2
OCFO		N		17.21	2/23/2023		
	JP MORGAN CHASE BANK NA						Q2
OCFO		N		15.99	3/14/2023		
	JP MORGAN CHASE BANK NA						Q2
OCFO		N		13.97	2/17/2023		
	GENERAL SERVICE ADMINIST RATION						Q2
OCFO		N		0.04	1/29/2023		
	VERIZON FEDERAL INC						Q2
OCFO		N		-241.49	3/10/2023		
	VERIZON FEDERAL INC						Q2
OCFO		N		-241.11	1/11/2023		
	TOTAL OFFICE PRODUCTS		LSZ49701				Q1
PCARD		Y	022025	932.33	12/29/2022		
PCARD	STEM4US	N		2000	12/15/2022		Q1
	THE HAMILTO N GROUP						Q1
PCARD		N		2630.75	12/26/2022		
	THE HAMILTO N GROUP						Q1
PCARD		N		303.6	12/26/2022		
	THE HAMILTO N GROUP						Q1
PCARD		N		80	12/26/2022		
	METROPO LIS						Q1
PCARD		N		780.01	12/23/2022		
	AMZN MKTP US						Q1
PCARD		N		194.96	12/21/2022		

PCARD	DOUBLET REE HOTELS	N		184.76	11/14/2022	Q1
PCARD	DOUBLET REE HOTELS	N		674.17	11/15/2022	Q1
PCARD	DOUBLET REE HOTELS	N		560.28	11/15/2022	Q1
PCARD	DOUBLET REE HOTELS	N		560.28	11/15/2022	Q1
PCARD	DOUBLET REE HOTELS	N		747.04	11/15/2022	Q1
PCARD	DOUBLET REE HOTELS	N		560.28	11/15/2022	Q1
PCARD	DOUBLET REE HOTELS	N		560.28	11/15/2022	Q1
PCARD	DRURY PLAZA ST LOUIS	N		-166.04	11/3/2022	Q1
PCARD	PITNEY BOWES PI METROPO	N		840	11/9/2022	Q1
PCARD	LIS	N		1560	11/9/2022	Q1
PCARD	THE HAMILTO N GROUP	N		3664	11/9/2022	Q1
PCARD	NATL ASSN REG UTIL COM	N		750	11/8/2022	Q1
PCARD	NASUCA	N		520	11/8/2022	Q1
PCARD	DELTA	N		616.2	11/7/2022	Q1
PCARD	PUBLIC PERFORM ANCE MAN	Y	Active	1150	11/4/2022	Q1
PCARD	LSDRE57 224112026 DELTA	N		553.2	11/7/2022	Q1
PCARD	THE HAMILTO N GROUP	N		2312	11/3/2022	Q1
PCARD	UNITED AIRLINES	N		79	11/2/2022	Q1
PCARD	UNITED AIRLINES	N		561.2	11/2/2022	Q1
PCARD	UNITED AIRLINES	N		79	11/2/2022	Q1

PCARD	THE UPS STORE 740	N	270.44	10/7/2022	Q1
PCARD	FACEBK 9WJX2HP W32	N	10	10/31/2022	Q1
PCARD	NATL ASSN REG UTIL COM	N	595	10/31/2022	Q1
PCARD	FACEBK XFJBYGP W32	N	25	10/28/2022	Q1
PCARD	AMERICA N AIRLINES	N	566.19	10/31/2022	Q1
PCARD	PAYPAL	N	463.5	10/28/2022	Q1
PCARD	CINTAS CORP	N	644.88	10/27/2022	Q1
PCARD	EVENT AMERICA N BAR AS	N	380	10/26/2022	Q1
PCARD	CISCO SYSTEMS INC	N	468.12	10/26/2022	Q1
PCARD	NASUCA	N	475	10/26/2022	Q1
PCARD	SOUTHWE ST	N	91.99	10/27/2022	Q1
PCARD	SOUTHWE ST	N	578.97	10/27/2022	Q1
PCARD	NASUCA	N	2375	10/26/2022	Q1
PCARD	EXPEDIA 7241482117 5408	N	-4.06	10/25/2022	Q1
PCARD	PAYPAL	N	2600	10/25/2022	Q1
PCARD	DROPBOX6 QFBR&CSB S4W	N	127.07	10/25/2022	Q1
PCARD	DRURY PLAZA ST LOUIS	N	332.08	10/24/2022	Q1
PCARD	AMERICA N AIRLINES	N	-239.6	10/26/2022	Q1
PCARD	DELTA	N	234.6	10/24/2022	Q1
PCARD	DELTA	N	-234.6	10/26/2022	Q1
PCARD	EXPEDIA 7241482117 5408	N	4.06	10/24/2022	Q1
PCARD	AMERICA N AIRLINES	N	239.6	10/24/2022	Q1

PCARD		THE UPS STORE 740		N		42	10/20/2022	Q1
PCARD		THE HAMILTO N GROUP		N		258.75	10/3/2022	Q1
PCARD		SOUTHWE ST NATL		N		495.97	10/6/2022	Q1
PCARD		ASSN REG UTIL COM		N		595	10/5/2022	Q1
PCARD		NASUCA		N		475	10/5/2022	Q1
PCARD		FACEBK 8SZ2SFFW3 2		N		14	10/3/2022	Q1
OCFO	PO677596	BB FLOOR SRVS DBA BB	LSDZ3541 8062024	Y	Active	98900	12/14/2022	Q1
OCFO	PO677150	SOLUTIO SPIEGEL MCDIARMI D LLP		N		17225.4	12/14/2022	Q1
OCFO	PO677302	ASPEN OF DC ADC MANAGEM EN	LSDZRE9 056904202 5	Y	Active	6617.52	12/27/2022	Q1
OCFO	PO677148	ASPEN OF DC ADC MANAGEM EN	LSDZRE9 056904202 5	Y	Active	5367.5	12/22/2022	Q1
OCFO	PO678615	RIVENDEL L INTERNAT IONAL	LSXR6030 1042024	Y	Active	4441	12/24/2022	Q1
OCFO	PO677311	ASPEN OF DC ADC MANAGEM EN	LSDZRE9 056904202 5	Y	Active	3783	12/22/2022	Q1
OCFO		JP MORGAN CHASE BANK NA		N		3664	12/22/2022	Q1
OCFO	PO677150	SPIEGEL MCDIARMI D LLP		N		3597.37	12/14/2022	Q1
OCFO		JP MORGAN CHASE BANK NA		N		2600	11/23/2022	Q1
OCFO	PO677315		LSDZXRE 332560420 MVS INC 24	Y	Active	2579.4	12/14/2022	Q1

OCFO		JP MORGAN CHASE BANK NA	N			2375	11/23/2022	Q1		
OCFO		JP MORGAN CHASE BANK NA	N			2312	12/22/2022	Q1		
OCFO		JP MORGAN CHASE BANK NA	N			1560	12/22/2022	Q1		
OCFO		JP MORGAN CHASE BANK NA	N			1316.45	12/22/2022	Q1		
OCFO		JP MORGAN CHASE BANK NA	N			1150	12/22/2022	Q1		
OCFO		JP MORGAN CHASE BANK NA	N			1053.16	12/22/2022	Q1		
OCFO	PO677311	ASPEN OF DC ADC MANAGEM	LSDZRE9 056904202	EN	5	Y	Active	864.5	12/27/2022	Q1
OCFO		JP MORGAN CHASE BANK NA	N			840	12/22/2022	Q1		
OCFO		JP MORGAN CHASE BANK NA	N			747.04	12/22/2022	Q1		
OCFO		JP MORGAN CHASE BANK NA	N			750	12/22/2022	Q1		
OCFO		JP MORGAN CHASE BANK NA	N			674.17	12/22/2022	Q1		
OCFO		JP MORGAN CHASE BANK NA	N			644.88	11/23/2022	Q1		

	JP					
	MORGAN					Q1
	CHASE					
OCFO	BANK NA	N	624.2	12/22/2022		
	JP					
	MORGAN					Q1
	CHASE					
OCFO	BANK NA	N	616.2	12/22/2022		
	JP					
	MORGAN					Q1
	CHASE					
OCFO	BANK NA	N	597.21	12/22/2022		
	JP					
	MORGAN					Q1
	CHASE					
OCFO	BANK NA	N	595	11/23/2022		
	JP					
	MORGAN					Q1
	CHASE					
OCFO	BANK NA	N	595	11/23/2022		
	JP					
	MORGAN					Q1
	CHASE					
OCFO	BANK NA	N	578.97	11/23/2022		
	JP					
	MORGAN					Q1
	CHASE					
OCFO	BANK NA	N	566.19	11/23/2022		
	JP					
	MORGAN					Q1
	CHASE					
OCFO	BANK NA	N	560.28	12/22/2022		
	JP					
	MORGAN					Q1
	CHASE					
OCFO	BANK NA	N	561.2	12/22/2022		
	JP					
	MORGAN					Q1
	CHASE					
OCFO	BANK NA	N	560.28	12/22/2022		
	JP					
	MORGAN					Q1
	CHASE					
OCFO	BANK NA	N	560.28	12/22/2022		
	JP					
	MORGAN					Q1
	CHASE					
OCFO	BANK NA	N	560.28	12/22/2022		

		JP MORGAN CHASE				Q1
OCFO		BANK NA	N	553.2	12/22/2022	
		WASH METRO AREA				Q1
OCFO	PO676947	TRANSIT AUTH	N	545.05	12/4/2022	
		JP MORGAN CHASE				Q1
OCFO		BANK NA	N	520	12/22/2022	
		JP MORGAN CHASE				Q1
OCFO		BANK NA	N	495.97	11/23/2022	
		JP MORGAN CHASE				Q1
OCFO		BANK NA	N	475	11/23/2022	
		JP MORGAN CHASE				Q1
OCFO		BANK NA	N	475	11/23/2022	
		JP MORGAN CHASE				Q1
OCFO		BANK NA	N	468.12	11/23/2022	
		JP MORGAN CHASE				Q1
OCFO		BANK NA	N	463.5	11/23/2022	
		JP MORGAN CHASE				Q1
OCFO		BANK NA	N	380	11/23/2022	
		JP MORGAN CHASE				Q1
OCFO		BANK NA	N	332.08	11/23/2022	
		WASH METRO AREA				Q1
OCFO	PO676947	TRANSIT AUTH	N	327.75	12/4/2022	
		JP MORGAN CHASE				Q1
OCFO		BANK NA	N	258.75	11/23/2022	

	JP						
	MORGAN						Q1
	CHASE						
OCFO	BANK NA	N		239.6	11/23/2022		
	JP						
	MORGAN						Q1
	CHASE						
OCFO	BANK NA	N		234.6	11/23/2022		
	JP						
	MORGAN						Q1
	CHASE						
OCFO	BANK NA	N		184.76	12/22/2022		
	JP						
	MORGAN						Q1
	CHASE						
OCFO	BANK NA	N		127.07	11/23/2022		
	JP						
	MORGAN						Q1
	CHASE						
OCFO	BANK NA	N		110	12/22/2022		
	JP						
	MORGAN						Q1
	CHASE						
OCFO	BANK NA	N		91.99	11/23/2022		
	JP						
	MORGAN						Q1
	CHASE						
OCFO	BANK NA	N		79	12/22/2022		
	JP						
	MORGAN						Q1
	CHASE						
OCFO	BANK NA	N		79	12/22/2022		
	JP						
	MORGAN						Q1
	CHASE						
OCFO	BANK NA	N		42	11/23/2022		
	JP						
	MORGAN						Q1
	CHASE						
OCFO	BANK NA	N		25	11/23/2022		
	JP						
	MORGAN						Q1
	CHASE						
OCFO	BANK NA	N		14	11/23/2022		
	JP						
	MORGAN						Q1
	CHASE						
OCFO	BANK NA	N		10	11/23/2022		

	JP					
	MORGAN					Q1
	CHASE					
OCFO	BANK NA	N		4.06	11/23/2022	
	JP					
	MORGAN					Q1
	CHASE					
OCFO	BANK NA	N		-4.06	11/23/2022	
	JP					
	MORGAN					Q1
	CHASE					
OCFO	BANK NA	N		-166.04	12/22/2022	
	JP					
	MORGAN					Q1
	CHASE					
OCFO	BANK NA	N		-239.6	11/23/2022	
	JP					
	MORGAN					Q1
	CHASE					
OCFO	BANK NA	N		-234.6	11/23/2022	

Attachment 50 (i) (FY22 SBE Expenditures)

Type of Expenditure	Purchase Order Number	Business Name	CBE Number	Is SBE?	CBE Status	Expenditure Amount	Payment Date	Fiscal Quarter
OCFO	VOL27993	MVS INC	LSDZXRE3	Y	Active	2748.8	9/7/2022	Q4
OCFO	JNTJ22R1			N		16.79	9/30/2022	Q4
OCFO	JNTJ22R1			N		10401.73	9/30/2022	Q4
OCFO	VOL53557	MVS INC	LSDZXRE3	Y	Active	8245	9/30/2022	Q4
OCFO	VOL45539	MVS INC	LSDZXRE3	Y	Active	5874	9/30/2022	Q4
OCFO	VOL45521	MVS INC	LSDZXRE3	Y	Active	9500	9/30/2022	Q4
OCFO	VOL45498	MVS INC	LSDZXRE3	Y	Active	5519.4	9/30/2022	Q4
OCFO	VOL45495	MVS INC	LSDZXRE3	Y	Active	1429.9	9/30/2022	Q4
OCFO	VOL37633	RELX INC		N		2403	9/22/2022	Q4
OCFO	VOL32349	RELX INC		N		2403	9/9/2022	Q4
OCFO	VOL31037	MVS INC	LSDZXRE3	Y	Active	5949.9	9/8/2022	Q4
OCFO	VOL31000	MVS INC	LSDZXRE3	Y	Active	3526.9	9/8/2022	Q4
OCFO	VOL19453	RELX INC DBALEXISNE		N		2403	8/15/2022	Q4
OCFO	VOL07244	RELX INC		N		2403	7/14/2022	Q4
OCFO	IEEP5495			N		895	9/21/2022	Q4
OCFO	VOL53546	MVS INC	LSDZXRE3	Y	Active	6576.4	9/30/2022	Q4
OCFO	VOL30991	MVS INC	LSDZXRE3	Y	Active	8548.64	9/8/2022	Q4
OCFO	VOL51279	XEROX FINANCIAL SEI		N		43500	9/30/2022	Q4
OCFO	VOL47668	XEROX FINANCIAL SEI		N		133.49	9/30/2022	Q4
OCFO	VOL47660	XEROX FINANCIAL SEI		N		1069.7	9/30/2022	Q4
OCFO	VOL31873	XEROX FINANCIAL SEI		N		872.94	9/8/2022	Q4
OCFO	VOL31858	XEROX FINANCIAL SEI		N		972.93	9/9/2022	Q4
OCFO	VOL31857	XEROX FINANCIAL SEI		N		896.45	9/8/2022	Q4
OCFO	VOL31849	XEROX FINANCIAL SEI		N		941.36	9/8/2022	Q4
OCFO	VOL31843	XEROX FINANCIAL SEI		N		916.47	9/8/2022	Q4
OCFO	JNTJ22R1			N		-10418.52	9/30/2022	Q4
OCFO	VOL56927	GOLDBLAT LSZR6258		Y	Active	3690	9/30/2022	Q4
OCFO	VOL53150	JUST ONE TECHNOLO		N		24000	9/30/2022	Q4
OCFO	VOL50519	BANDB FL(LSDZ3541		Y	Active	37596	9/30/2022	Q4
OCFO	VOL50141	SPIEGEL MCDIARMID		N		9585	9/30/2022	Q4
OCFO	VOL49159	ASPEN OF LSDZRE90		Y	Active	5343.75	9/30/2022	Q4
OCFO	VOL45546	MVS INC	LSDZXRE3	Y	Active	25293.5	9/30/2022	Q4
OCFO	VOL45537	MVS INC	LSDZXRE3	Y	Active	1247.5	9/30/2022	Q4
OCFO	VOL45317	HARRISON MALDONA		N		307.72	9/30/2022	Q4
OCFO	VOL44153	HARRISON MALDONA		N		1393.72	9/30/2022	Q4
OCFO	VOL43915	THE HAMILTON GROU		N		23584.5	9/30/2022	Q4
OCFO	VOL43277	BANDB FL(LSDZ3541		Y	Active	45378	9/30/2022	Q4
OCFO	VOL41290	GOLDBLAT LSZR6258		Y	Active	7602.5	9/30/2022	Q4
OCFO	VOL40744	STRATEGEN CONSULT		N		9253	9/29/2022	Q4
OCFO	VOL40735	STRATEGEN CONSULT		N		9838	9/29/2022	Q4
OCFO	VOL40021	VERITAS CI LZ9640711		N	Active	6069	9/22/2022	Q4
OCFO	VOL39269	HARRISON MALDONA		N		13.55	9/22/2022	Q4
OCFO	VOL39259	HARRISON MALDONA		N		16.46	9/22/2022	Q4

OCFO	VOL35037 BANDB FL(LSDZ35418	Y	Active	11610	9/22/2022	Q4
OCFO	VOL33102 ASPEN OF LSDZRE905	Y	Active	7148.75	9/21/2022	Q4
OCFO	VOL31047 MVS INC LSDZXRE3:	Y	Active	20621.2	9/8/2022	Q4
OCFO	VOL30973 MVS INC LSDZXRE3:	Y	Active	15430.8	9/8/2022	Q4
OCFO	VOL30967 MVS INC LSDZXRE3:	Y	Active	3319.98	9/8/2022	Q4
OCFO	VOL28048 RIVENDELI LSXR60301	Y	Active	54495	9/7/2022	Q4
OCFO	VOL44526 WILSON ENERGY ECO	N		1508	9/30/2022	Q4
OCFO	VOL27416 VERITAS CLZ9640711	N	Active	42483	9/12/2022	Q4
OCFO	VOL26615 COLONIAL LX483561:	N	Active	10576.32	8/30/2022	Q4
OCFO	VOL26320 ASPEN OF LSDZRE905	Y	Active	6721.25	9/7/2022	Q4
OCFO	VOL25244 BION C OSTRANDER	N		10000	8/30/2022	Q4
OCFO	VOL04587 ASPEN OF LSDZRE905	Y	Active	7457.5	7/14/2022	Q4
OCFO	IIEP5495	N		3496.32	9/21/2022	Q4
OCFO	IIEP5460	N		1500	8/2/2022	Q4
OCFO	IESA5567	N		482.79	9/30/2022	Q4
OCFO	IEMDJ001	N		12150	9/6/2022	Q4
OCFO	IIEP5460	N		664.2	8/2/2022	Q4
OCFO	IIEP5497	N		-650	9/1/2022	Q4
OCFO	IIEP5486	N		-650	8/18/2022	Q4
OCFO	IIEP5460	N		8785	8/2/2022	Q4
OCFO	VOL58209 PITNEY BOWES	N		1000	9/30/2022	Q4
OCFO	IESA5539	N		1932.95	9/30/2022	Q4
OCFO	IIEP5497	N		499	9/1/2022	Q4
OCFO	IIEP5495	N		2352.05	9/21/2022	Q4
OCFO	IIEP5486	N		499	8/18/2022	Q4
OCFO	IIEP5460	N		1320	8/2/2022	Q4
OCFO	DD000761 IMPREST FUND DJIF8:	N		22.04	7/7/2022	Q4
OCFO	VOL34802 BANDB FL(LSDZ35418	Y	Active	4212	9/16/2022	Q4
OCFO	VOL25180 QUENCH USA INC	N		113.3	8/25/2022	Q4
OCFO	VOL12295 QUENCH USA INC	N		113.3	7/29/2022	Q4
OCFO	VOL12288 QUENCH USA INC	N		113.3	7/29/2022	Q4
OCFO	IESA5539	N		-9926.97	9/30/2022	Q4
OCFO	IIEP5497	N		-16985	9/1/2022	Q4
OCFO	IIEP5495	N		-10250.66	9/21/2022	Q4
OCFO	IIEP5486	N		-16985	8/18/2022	Q4
OCFO	IIEP5460	N		-25953.75	8/2/2022	Q4
OCFO	IEDJO055	N		272.75	9/30/2022	Q4
OCFO	IEDJO054	N		9926.97	9/30/2022	Q4
OCFO	IEDJO053	N		10250.66	9/13/2022	Q4
OCFO	IEDJO052	N		16985	8/10/2022	Q4
OCFO	IEDJO051	N		25953.75	7/20/2022	Q4
OCFO	DE668197 JEAN GROSS BETHEL	N		260	9/30/2022	Q4
OCFO	DE668196 ALYA SOLOMON	N		130	9/30/2022	Q4
OCFO	DE668192 GERALDINE FEATHER:	N		130	9/30/2022	Q4
OCFO	DE668191 KNIA TANNER	N		130	9/30/2022	Q4
OCFO	DE668187 PAMELA NELSON	N		260	9/30/2022	Q4
OCFO	DE668184 DOXIE MCCOY	N		130	9/30/2022	Q4

OCFO	DE668183 THADDEUS JOHNSON	N		130	9/30/2022	Q4
OCFO	DE668182 ARRELLE ANDERSON	N		130	9/30/2022	Q4
OCFO	VOL58167 SPIEGEL MCDIARMID	N		5946.47	9/30/2022	Q4
OCFO	VOL53150 JUST ONE TECHNOLO	N		1110	9/30/2022	Q4
OCFO	VOL49156 ASPEN OF LSDZRE90!	Y	Active	3198	9/30/2022	Q4
OCFO	VOL49074 GDS ASSOCIATES INC	N		2550	9/30/2022	Q4
OCFO	VOL48900 APPLIED ECONOMICS	N		4683.75	9/30/2022	Q4
OCFO	VOL46061 BION C OSTRANDER	N		10000	9/30/2022	Q4
OCFO	VOL45496 GDS ASSOCIATES INC	N		915	9/30/2022	Q4
OCFO	DD000843 IMPREST FUND DJIF8!	N		202.9	9/30/2022	Q4
OCFO	VOL44019 DUNCAN ALLEN	N		5207	9/30/2022	Q4
OCFO	VOL40735 STRATEGEN CONSULT	N		3415.5	9/29/2022	Q4
OCFO	VOL40524 GRID STRATEGIES LLC	N		10000	9/29/2022	Q4
OCFO	VOL38354 PT78 LLC	N		28719.4	9/22/2022	Q4
OCFO	VOL35397 MCCARTER ENGLISH I	N		1402	9/16/2022	Q4
OCFO	VOL35388 MCCARTER ENGLISH I	N		8598	9/16/2022	Q4
OCFO	VOL33896 PT78 LLC	N		26237.74	9/21/2022	Q4
OCFO	VOL33885 PT78 LLC	N		27711.28	9/22/2022	Q4
OCFO	VOL33878 PT78 LLC	N		28889.7	9/22/2022	Q4
OCFO	VOL33106 ASPEN OF LSDZRE90!	Y	Active	3432	9/21/2022	Q4
OCFO	VOL32626 APPLIED ECONOMICS	N		687.5	9/22/2022	Q4
OCFO	VOL31447 ACADIAN CONSULTIN	N		755	9/8/2022	Q4
OCFO	VOL31438 ACADIAN CONSULTIN	N		15665	9/8/2022	Q4
OCFO	VOL28609 BRUBAKER AND ASSC	N		2850	9/7/2022	Q4
OCFO	VOL28593 WILSON ENERGY ECO	N		1653	9/7/2022	Q4
OCFO	VOL27522 DUNCAN ALLEN	N		1558	9/7/2022	Q4
OCFO	VOL27427 GDS ASSOCIATES INC	N		1080	9/7/2022	Q4
OCFO	VOL27399 GDS ASSOCIATES INC	N		540	9/8/2022	Q4
OCFO	VOL27151 SPIEGEL MCDIARMID	N		9461.25	9/7/2022	Q4
OCFO	VOL26752 NOVA ENERGY CONSI	N		3583.75	8/30/2022	Q4
OCFO	VOL22590 ASPEN OF LSDZRE90!	Y	Active	3146	8/25/2022	Q4
OCFO	VOL18246 DUNCANWEINBERGG	N		25000	8/15/2022	Q4
OCFO	VOL16884 APPLIED ECONOMICS	N		1262.5	8/15/2022	Q4
OCFO	VOL14410 WILSON ENERGY ECO	N		2204	8/15/2022	Q4
OCFO	VOL13742 JUST ONE TECHNOLO	N		7830	8/1/2022	Q4
OCFO	VOL13407 GDS ASSOCIATES INC	N		1525	8/15/2022	Q4
OCFO	VOL13397 GDS ASSOCIATES INC	N		290	8/1/2022	Q4
OCFO	VOL12837 BRUBAKER AND ASSC	N		3420	8/1/2022	Q4
OCFO	VOL06141 PT78 LLC	N		37891.44	7/21/2022	Q4
OCFO	VOL06132 PT78 LLC	N		36156.1	7/21/2022	Q4
OCFO	VOL05737 ACADIAN CONSULTIN	N		4081.25	7/18/2022	Q4
OCFO	VOL05724 ACADIAN CONSULTIN	N		13296.25	7/18/2022	Q4
OCFO	VOL04794 APPLIED ECONOMICS	N		3415	7/18/2022	Q4
OCFO	VOL04586 ASPEN OF LSDZRE90!	Y	Active	3679	7/29/2022	Q4
OCFO	VOL04186 SPIEGEL MCDIARMID	N		4985.63	7/18/2022	Q4
OCFO	VOL03299 ROD WALKER AND AS	N		1650	7/8/2022	Q4
OCFO	VOL03011 COMCAST CABLE CON	N		174.34	7/1/2022	Q4

OCFO	VOL03010 COMCAST CABLE COM	N		174.34	7/1/2022	Q4
OCFO	VOL03009 COMCAST CABLE COM	N		174.34	7/1/2022	Q4
OCFO	VOL02816 WILSON ENERGY ECO	N		1798	7/6/2022	Q4
OCFO	VOL02298 ROD WALKER AND AS	N		13350	7/12/2022	Q4
OCFO	VOL01723 GDS ASSOCIATES INC	N		600	7/6/2022	Q4
OCFO	VOL01485 JUST ONE TECHNOLO	N		10530	7/6/2022	Q4
OCFO	IESA5539	N		4587.62	9/30/2022	Q4
OCFO	IEEP5497	N		5044.91	9/1/2022	Q4
OCFO	IEEP5486	N		5044.91	8/18/2022	Q4
OCFO	DE668202 ALLIED TELECOM GRC	N		6000	9/30/2022	Q4
OCFO	DE668201 BLUEPRIN LSDZ9147;	Y	Active	1312	9/30/2022	Q4
OCFO	DE668199 BLUEPRIN LSDZ9147;	Y	Active	2553	9/30/2022	Q4
OCFO	IE5DJ006	N		1197.91	7/20/2022	Q4
OCFO	DD000761 IMPREST FUND DJIF8!	N		100	7/7/2022	Q4
OCFO	VOL28104 PUBLIC PEI LSDRE572;	Y	Active	1910.76	9/7/2022	Q4
OCFO	VOL04094 PUBLIC PEI LSDRE572;	Y	Active	1910.76	7/12/2022	Q4
OCFO	IEGB0906	N		125	7/1/2022	Q4
OCFO	IEFT0651	N		651.97	9/30/2022	Q4
OCFO	IEFT0641	N		585	9/1/2022	Q4
OCFO	IEFT0621	N		90	8/1/2022	Q4
OCFO	IEEP5497	N		5122.92	9/1/2022	Q4
OCFO	IEEP5497	N		5122.92	9/1/2022	Q4
OCFO	IEEP5495	N		608.87	9/21/2022	Q4
OCFO	IEEP5486	N		5122.92	8/18/2022	Q4
OCFO	IEEP5486	N		5122.92	8/18/2022	Q4
OCFO	IEEP5460	N		2500	8/2/2022	Q4
OCFO	IEEP5460	N		10029.05	8/2/2022	Q4
OCFO	IEEP5460	N		1000	8/2/2022	Q4
OCFO	DE668255 YOHANNES MARIAM	N		1773	9/30/2022	Q4
OCFO	DE667237 JASON CUMBERBATC	N		423.44	9/30/2022	Q4
OCFO	DE667236 THADDEUS J JOHNSO	N		329.99	9/30/2022	Q4
OCFO	DE667223 LAURENCE DANIELS	N		327.43	9/30/2022	Q4
OCFO	DE667189 NAUNIHAL GUMER	N		433.12	9/30/2022	Q4
OCFO	DE667182 NAUNIHAL GUMER	N		496.12	9/30/2022	Q4
OCFO	DE666358 LINDA JEFFERSON	N		464.5	9/30/2022	Q4
OCFO	DE665792 JEAN GROSSBETHEL	N		469.5	9/21/2022	Q4
OCFO	DE665697 DIONNE JOHNSON CA	N		73.5	9/20/2022	Q4
OCFO	DE665146 SANDRA MATTAVOU	N		589	9/30/2022	Q4
OCFO	DE664932 TAMIKA DODSON	N		411.38	9/6/2022	Q4
OCFO	DE662773 ARRELLE ANDERSON	N		507.6	8/1/2022	Q4
OCFO	DE662767 ARRELLE ANDERSON	N		90.25	8/1/2022	Q4
OCFO	DE662684 STEPHEN MARENCIC	N		470.53	7/28/2022	Q4
OCFO	DE662682 RUSHEEDA BOYD	N		594.84	8/1/2022	Q4
OCFO	DE662240 DOXIE MCCOY	N		585.5	7/22/2022	Q4
OCFO	DE661632 ELIZABETH BELTRAN	N		91.99	7/11/2022	Q4
OCFO	DE661628 KNIA TANNER	N		215	7/11/2022	Q4
OCFO	VOL50004 WASH METRO AREA 1	N		44.85	9/30/2022	Q4

OCFO	VOL09869 WASH METRO AREA 1	N	112.9	7/29/2022	Q4
OCFO	DD000843 IMPREST FUND DJIF8!	N	71.04	9/30/2022	Q4
OCFO	DD000824 IMPREST FUND DJIF8!	N	151	9/19/2022	Q4
OCFO	DD000761 IMPREST FUND DJIF8!	N	184.89	7/7/2022	Q4
OCFO	IEDJQ048	N	42095.03	9/30/2022	Q4
OCFO	IEDJQ047	N	80901.77	9/26/2022	Q4
OCFO	IEDJQ046	N	80901.77	8/31/2022	Q4
OCFO	IEDJQ045	N	80901.77	7/31/2022	Q4
OCFO	IETDJ003	N	136.97	9/30/2022	Q4
OCFO	IETDJ002	N	114.15	9/30/2022	Q4
OCFO	IETDJ001	N	216.88	9/6/2022	Q4
OCFO	IESA5567	N	25.97	9/30/2022	Q4
OCFO	IEAS0001	N	3342.75	9/30/2022	Q4
OCFO	IE5DJ008	N	1199.31	9/13/2022	Q4
OCFO	IE5DJ007	N	1197.91	8/24/2022	Q4
OCFO	VOL46984 SAXTON AND STUMP	N	11781	9/30/2022	Q4
OCFO	IE4DJ013	N	0.17	9/30/2022	Q4
OCFO	IE4DJ012	N	293.6	9/16/2022	Q4
OCFO	IE4DJ011	N	525.5	8/24/2022	Q4
OCFO	IE1DJ010	N	4137.48	9/26/2022	Q4
OCFO	IE1DJ009	N	4470.28	7/29/2022	Q4
OCFO	IE1DJ008	N	4470.28	7/20/2022	Q4
OCFO	IEKJ0347	N	0.06	9/30/2022	Q4
OCFO	IEKJ0346	N	0.99	9/30/2022	Q4
OCFO	IEKJ0345	N	0.56	9/30/2022	Q4
OCFO	IEKJ0344	N	0.67	9/30/2022	Q4
OCFO	IEKJ0343	N	0.54	9/26/2022	Q4
OCFO	IEKJ0342	N	0.33	8/31/2022	Q4
OCFO	IEKJ0341	N	0.37	7/31/2022	Q4
OCFO	IESA5539	N	3406.4	9/30/2022	Q4
OCFO	IEEP5497	N	1845.25	9/1/2022	Q4
OCFO	IEEP5495	N	2898.42	9/21/2022	Q4
OCFO	IEEP5486	N	1845.25	8/18/2022	Q4
OCFO	IEEP5460	N	155.5	8/2/2022	Q4
OCFO	DD000761 IMPREST FUND DJIF8!	N	42.35	7/7/2022	Q4
OCFO	VOL46984 SAXTON AND STUMP	N	4284	9/30/2022	Q4
PCARD	YOURMEMBERCAREE	N	499	7/20/2022	Q4
PCARD	UNITED AIRLINES	N	1020.2	7/7/2022	Q4
PCARD	UNITED AIRLINES	N	1117.2	7/11/2022	Q4
PCARD	UNITED AIRLINES	N	144	7/7/2022	Q4
PCARD	UNITED AIRLINES	N	144	7/7/2022	Q4
PCARD	THE DISTRICT OF COL	N	229	8/12/2022	Q4
PCARD	SURVEYMONK T 4282	N	1260	7/5/2022	Q4
PCARD	SPRINGHILL SUITES CI	N	1320.76	7/4/2022	Q4
PCARD	SQ ALIMAYU DESIGN	N	325	8/3/2022	Q4
PCARD	SQ ALIMAYU DESIGN	N	450	9/23/2022	Q4
PCARD	SOUTHWEST	N	1515.96	7/4/2022	Q4

PCARD	SOUTHWEST	N		-1515.96	7/18/2022	Q4
PCARD	SHERATON	N		235.86	7/11/2022	Q4
PCARD	SHERATON	N		943.43	7/15/2022	Q4
PCARD	SHERATON	N		943.43	7/15/2022	Q4
PCARD	SHERATON	N		1415.14	7/15/2022	Q4
PCARD	SHERATON	N		943.43	7/15/2022	Q4
PCARD	PLANET DEPOS LLC	N		1236	7/11/2022	Q4
PCARD	PLANET DEPOS LLC	N		-158.05	7/25/2022	Q4
PCARD	PAYPAL	N		2700	7/13/2022	Q4
PCARD	PAYPAL	N		1500	8/19/2022	Q4
PCARD	PAYPAL	N		2800	9/28/2022	Q4
PCARD	NATL ASSN REG UTIL	N		-650	7/18/2022	Q4
PCARD	NAUTICON OFFICE SC	N		150	9/27/2022	Q4
PCARD	MICROTEL INC	N		895	8/1/2022	Q4
PCARD	MARRIOTT NEW ORLI	N		-87.71	8/2/2022	Q4
PCARD	MARRIOTT NEW ORLI	N		87.71	7/4/2022	Q4
PCARD	LINKEDIN815	N		517.05	8/18/2022	Q4
PCARD	LINKEDIN825	N		282.95	9/19/2022	Q4
PCARD	LAS AMERICAS NEWS	N		1650	9/22/2022	Q4
PCARD	KAHOOT ASA	N		234	9/5/2022	Q4
PCARD	HILTON SAN DIEGO A	N		1177.7	7/11/2022	Q4
PCARD	HILTON SAN DIEGO A	N		-1177.7	7/18/2022	Q4
PCARD	EIG	N		534.24	8/19/2022	Q4
PCARD	DISPUTE CREDIT	N		-87.71	7/13/2022	Q4
PCARD	DISPUTE REBILL	N		87.71	8/12/2022	Q4
PCARD	CROWN AWARDS INC	N		279.04	8/16/2022	Q4
PCARD	CROWN AWARDS INC	N		12.32	8/18/2022	Q4
PCARD	CROWN AWARDS INC	N		8.99	8/17/2022	Q4
PCARD	CISCO SYSTEMS INC	N		8.76	8/17/2022	Q4
PCARD	CISCO SYSTEMS INC	N		6.96	7/15/2022	Q4
PCARD	CINTAS CORP	N		660.5	8/9/2022	Q4
PCARD	CINTAS CORP	N		263.47	8/30/2022	Q4
PCARD	CAESARS HOTEL CASII	N		608.87	8/5/2022	Q4
PCARD	ASANACOM	N		953.62	9/26/2022	Q4
PCARD	AMERICAN AIRLINES	N		885.19	7/8/2022	Q4
PCARD	AMERICAN AIRLINES	N		1133.2	7/15/2022	Q4
PCARD	AFRO AMERICAN NEV	N		1510	8/10/2022	Q4
PCARD	TOTAL OFF Lsz49701C	Y	Active	79.99	8/9/2022	Q4
PCARD	TOTAL OFF Lsz49701C	Y	Active	636.48	8/17/2022	Q4
PCARD	TOTAL OFF Lsz49701C	Y	Active	441.95	8/9/2022	Q4
PCARD	THE HAMII LSDZRE14C	Y	Active	1127	7/28/2022	Q4
PCARD	TOTAL OFF Lsz49701C	Y	Active	1324	9/8/2022	Q4
PCARD	THE HAMII LSDZRE14C	Y	Active	43.5	9/19/2022	Q4
PCARD	THE HAMII LSDZRE14C	Y	Active	186.7	7/28/2022	Q4
PCARD	THE HAMII LSDZRE14C	Y	Active	531.55	7/28/2022	Q4
PCARD	THE HAMII LSDZRE14C	Y	Active	1740	8/1/2022	Q4
PCARD	THE HAMII LSDZRE14C	Y	Active	574	9/30/2022	Q4

PCARD		THE HAMII LSDZRE140	Y	Active	122.7	9/23/2022	Q4
PCARD		THE HAMII LSDZRE140	Y	Active	309.2	9/19/2022	Q4
PCARD		B B SOLUT LSDZ35418	Y	Active	1033	9/26/2022	Q4
OCFO	ZEK74292	IRON MOUNTAIN INF	N		602.18	4/25/2022	Q3
OCFO	ZEK94054	MVS INC LSDZXRE30	Y	Active	4035.4	6/27/2022	Q3
OCFO	ZEK92508	RELX INC	N		2403	6/28/2022	Q3
OCFO	ZEK84604	MVS INC LSDZXRE30	Y	Active	14639.5	5/23/2022	Q3
OCFO	ZEK80627	MVS INC LSDZXRE30	Y	Active	15995	5/12/2022	Q3
OCFO	ZEK76921	RELX INC DBALEXISNE	N		2403	5/2/2022	Q3
OCFO	ZEK69737	RELX INC	N		2403	4/14/2022	Q3
OCFO	ZEK68378	PT78 LLC	N		25315.1	4/12/2022	Q3
OCFO	ZEDJ0001	PT78 LLC	N		25315.1	6/1/2022	Q3
OCFO	CN093139	PT78 LLC	N		-25315.1	5/18/2022	Q3
OCFO	ZEK86113	MVS INC LSDZXRE30	Y	Active	10471.65	5/31/2022	Q3
OCFO	ZEK97661	HARRISON MALDONA	N		250.55	6/29/2022	Q3
OCFO	ZEK97147	IRON MOUNTAIN INF	N		602.18	6/30/2022	Q3
OCFO	ZEK95753	ASPEN OF LSDZRE905	Y	Active	7267.5	6/27/2022	Q3
OCFO	ZEK89718	JUST ONE TECHNOLO	N		7490	6/14/2022	Q3
OCFO	ZEK89638	HARRISON MALDONA	N		61.65	6/13/2022	Q3
OCFO	ZEK85759	IRON MOUNTAIN INF	N		602.18	5/27/2022	Q3
OCFO	ZEK84676	ASPEN OF LSDZRE905	Y	Active	6958.75	5/23/2022	Q3
OCFO	ZEK80662	HARRISON MALDONA	N		14.94	5/9/2022	Q3
OCFO	ZEK78544	JUST ONE TECHNOLO	N		8910	5/10/2022	Q3
OCFO	ZEK76788	RIVENDELI LSXR60301	Y	Active	13250	5/3/2022	Q3
OCFO	ZEK76223	LEIDOS DIGITAL SOLU	N		92.29	4/28/2022	Q3
OCFO	IIEP5354		N		4883.77	4/21/2022	Q3
OCFO	ZEK72696	ASPEN OF LSDZRE905	Y	Active	4370	4/22/2022	Q3
OCFO	ZEK71407	HARRISON MALDONA	N		115.19	4/13/2022	Q3
OCFO	ZEK70760	IRON MOUNTAIN INF	N		602.18	4/14/2022	Q3
OCFO	ZEK70173	DATAWATCH SYSTEM	N		3288.82	4/14/2022	Q3
OCFO	ZEK67280	IRON MOUNTAIN INF	N		602.18	4/7/2022	Q3
OCFO	ZEK67269	IRON MOUNTAIN INF	N		602.18	4/7/2022	Q3
OCFO	ZEK67267	IRON MOUNTAIN INF	N		602.18	4/7/2022	Q3
OCFO	ZEK67264	IRON MOUNTAIN INF	N		602.18	4/5/2022	Q3
OCFO	ZEK67260	IRON MOUNTAIN INF	N		602.18	4/7/2022	Q3
OCFO	ZEK67218	LEIDOS DIGITAL SOLU	N		854.12	4/6/2022	Q3
OCFO	ZEK65810	JUST ONE TECHNOLO	N		12150	4/7/2022	Q3
OCFO	ZE657310	NATL ASSOC OF STAT	N		11197	4/25/2022	Q3
OCFO	IIEP5425		N		2656.8	6/23/2022	Q3
OCFO	IIEP5354		N		4000	4/21/2022	Q3
OCFO	IIEP5425		N		3797	6/23/2022	Q3
OCFO	IIEP5397		N		1155.94	6/1/2022	Q3
OCFO	IIEP5354		N		2589	4/21/2022	Q3
OCFO	IIEP5425		N		9.49	6/23/2022	Q3
OCFO	IIEP5397		N		3388.51	6/1/2022	Q3
OCFO	ZEK98190	QUENCH USA INC	N		113.3	6/30/2022	Q3
OCFO	ZEK97432	BANDB FL(LSDZ35418	Y	Active	10800	6/29/2022	Q3

OCFO	IEEP5425	N		-16245.04	6/23/2022	Q3
OCFO	IEEP5397	N		-6531.27	6/1/2022	Q3
OCFO	IEEP5354	N		-16077.47	4/21/2022	Q3
OCFO	IEDJO050	N		16245.04	6/22/2022	Q3
OCFO	IEDJO049	N		6531.27	5/10/2022	Q3
OCFO	IEDJO048	N		16077.47	4/12/2022	Q3
OCFO	ZEK94810 APPLIED ECONOMICS	N		4951.25	6/29/2022	Q3
OCFO	ZEK94092 ASPEN OF LSDZRE909	Y	Active	4036.5	6/27/2022	Q3
OCFO	ZEK92942 WILSON ENERGY ECO	N		812	6/28/2022	Q3
OCFO	ZEK92451 GDS ASSOCIATES INC	N		3803.75	6/28/2022	Q3
OCFO	ZEK91265 BRUBAKER AND ASSC	N		3562.5	6/24/2022	Q3
OCFO	ZEK90639 SPIEGEL MCDIARMID	N		118.13	6/15/2022	Q3
OCFO	ZEK89718 JUST ONE TECHNOLO	N		1960	6/14/2022	Q3
OCFO	ZEK88029 DUNCAN ALLEN	N		205	6/1/2022	Q3
OCFO	ZEK87162 CONTEXT (LSZ96788C	Y	Active	1151.55	5/31/2022	Q3
OCFO	ZEK84683 ASPEN OF LSDZRE909	Y	Active	2892.5	6/6/2022	Q3
OCFO	ZEK82633 ACADIAN CONSULTIN	N		1710	5/16/2022	Q3
OCFO	ZEK81918 WILSON ENERGY ECO	N		1334	5/16/2022	Q3
OCFO	ZEK81308 SPIEGEL MCDIARMID	N		2877.82	5/16/2022	Q3
OCFO	ZEK80271 GDS ASSOCIATES INC	N		12577.5	5/13/2022	Q3
OCFO	ZEK80270 GDS ASSOCIATES INC	N		23485	5/16/2022	Q3
OCFO	ZEK79960 SPIEGEL MCDIARMID	N		3843.05	5/17/2022	Q3
OCFO	ZEK79456 BRUBAKER AND ASSC	N		5462.49	5/17/2022	Q3
OCFO	ZEK74486 THOMPSON COBURN	N		2730	4/29/2022	Q3
OCFO	ZEK69156 GDS ASSOCIATES INC	N		2325	4/14/2022	Q3
OCFO	ZEK69123 BRUBAKER AND ASSC	N		7776.99	4/19/2022	Q3
OCFO	IEEP5425	N		461.73	6/23/2022	Q3
OCFO	IEEP5397	N		471.8	6/1/2022	Q3
OCFO	ZEK70609 SAGE MANAGEMENT	N		9687.5	4/19/2022	Q3
OCFO	ZEK93447 PUBLIC PEI LSDRE572	Y	Active	1910.76	6/27/2022	Q3
OCFO	IEGB0806	N		729.06	6/1/2022	Q3
OCFO	IEGB0706	N		90	5/1/2022	Q3
OCFO	IEGB0701	N		1198.53	4/1/2022	Q3
OCFO	ZE658184 ARRELLE ANDERSON	N		448.5	5/5/2022	Q3
OCFO	ZE657154 KNIA TANNER	N		407	4/22/2022	Q3
OCFO	ZE657152 ELIZABETH BELTRAN	N		407	4/22/2022	Q3
OCFO	ZE657148 AARON WARD	N		288	4/22/2022	Q3
OCFO	IEEP5425	N		9005.26	6/23/2022	Q3
OCFO	IEEP5397	N		1195.47	6/1/2022	Q3
OCFO	IEEP5354	N		1851.91	4/21/2022	Q3
OCFO	ZEK98264 WASH METRO AREA 1	N		464.15	6/29/2022	Q3
OCFO	ZEK86584 WASH METRO AREA 1	N		449.8	5/26/2022	Q3
OCFO	ZEK76410 WASH METRO AREA 1	N		164	4/28/2022	Q3
OCFO	IEDJQ044	N		80901.77	6/27/2022	Q3
OCFO	IEDJQ043	N		80901.77	5/31/2022	Q3
OCFO	IEDJQ042	N		80901.77	4/29/2022	Q3
OCFO	IE5DJ005	N		1197.91	6/17/2022	Q3

OCFO	IE5DJ004	N	1198.05	5/17/2022	Q3	
OCFO	IE4DJ010	N	60.73	6/30/2022	Q3	
OCFO	IE4DJ009	N	283.67	6/17/2022	Q3	
OCFO	IE4DJ008	N	17.57	5/31/2022	Q3	
OCFO	IE4DJ007	N	585.5	5/17/2022	Q3	
OCFO	IE4DJ006	N	17.57	4/27/2022	Q3	
OCFO	IE1DJ007	N	4470.28	5/31/2022	Q3	
OCFO	IE1DJ006	N	4470.28	5/17/2022	Q3	
OCFO	IE1DJ005	N	4470.28	4/27/2022	Q3	
OCFO	IEKJ0340	N	0.17	6/27/2022	Q3	
OCFO	IEKJ0339	N	1.42	6/17/2022	Q3	
OCFO	IEKJ0338	N	0.14	5/31/2022	Q3	
OCFO	IEKJ0337	N	0.04	5/11/2022	Q3	
OCFO	IEKJ0336	N	0.02	4/29/2022	Q3	
OCFO	IEKJ0335	N	1.61	4/25/2022	Q3	
OCFO	IEEP5425	N	314.76	6/23/2022	Q3	
OCFO	IEEP5397	N	319.55	6/1/2022	Q3	
OCFO	IEEP5354	N	2752.79	4/21/2022	Q3	
OCFO	ZEK95767	SAXTON AND STUMP	N	6975	6/30/2022	Q3
OCFO	ZEK92643	SAGE MANAGEMENT	N	4500	6/28/2022	Q3
OCFO	ZEK83683	SAXTON AND STUMP	N	6075	5/24/2022	Q3
OCFO	ZEK82907	SAXTON AND STUMP	N	5850	5/20/2022	Q3
OCFO	ZEK80689	SAGE MANAGEMENT	N	20375	5/16/2022	Q3
PCARD		MARRIOTT NEW ORLI	N	667.85	6/30/2022	Q3
PCARD		EVENT MEETING SOLI	N	600	6/6/2022	Q3
PCARD		MARRIOTT NEW ORLI	N	667.85	6/30/2022	Q3
PCARD		MARRIOTT NEW ORLI	N	-927.17	6/29/2022	Q3
PCARD		NATL ASSN REG UTIL	N	650	6/24/2022	Q3
PCARD		SOUTHWEST	N	784.96	6/27/2022	Q3
PCARD		NATL ASSN REG UTIL	N	650	6/24/2022	Q3
PCARD		NATL ASSN REG UTIL	N	650	6/23/2022	Q3
PCARD		SQ ACE S AWARDS AN	N	155.5	6/20/2022	Q3
PCARD		SOUTHWEST	N	918.96	6/20/2022	Q3
PCARD		EVENT MEETING SOLI	N	650	6/16/2022	Q3
PCARD		PAYPAL	N	1020	6/16/2022	Q3
PCARD		AMERICAN AIRLINES	N	1051.7	6/10/2022	Q3
PCARD		EUCI	N	895	6/9/2022	Q3
PCARD		CONRAD HOTEL INDA	N	628.29	6/10/2022	Q3
PCARD		NATL ASSN REG UTIL	N	795	6/9/2022	Q3
PCARD		NATL ASSN REG UTIL	N	795	6/9/2022	Q3
PCARD		DC BAR	N	332.1	6/8/2022	Q3
PCARD		NASUCA	N	475	6/6/2022	Q3
PCARD		SOUTHWEST	N	838.95	6/6/2022	Q3
PCARD		NASUCA	N	475	6/6/2022	Q3
PCARD		PAYPAL	N	300	6/1/2022	Q3
PCARD		EVENT MEETING SOLI	N	750	6/6/2022	Q3
PCARD		AMERICAN AIRLINES	N	667.2	6/6/2022	Q3

PCARD	SOUTHWEST	N		428.96	6/6/2022	Q3
PCARD	CONRAD HOTEL INDA	N		628.29	6/7/2022	Q3
PCARD	EVENT MEETING SOLI	N		750	6/6/2022	Q3
PCARD	AMERICAN AIRLINES	N		881.2	6/6/2022	Q3
PCARD	MARRIOTT NEW ORLI	N		927.17	6/6/2022	Q3
PCARD	MARRIOTT NEW ORLI	N		927.17	6/6/2022	Q3
PCARD	DC BAR	N		332.1	6/3/2022	Q3
PCARD	MARRIOTT NEW ORLI	N		927.17	6/6/2022	Q3
PCARD	SOUTHWEST	N		838.95	6/6/2022	Q3
PCARD	MARRIOTT NEW ORLI	N		927.17	6/6/2022	Q3
PCARD	AMERICAN AIRLINES	N		817.21	6/3/2022	Q3
PCARD	MARRIOTT NEW ORLI	N		927.17	6/6/2022	Q3
PCARD	EVENT MEETING SOLI	N		650	6/2/2022	Q3
PCARD	PAYPAL	N		1500	6/2/2022	Q3
PCARD	SHERATON ABQ UPTC	N		1264.01	5/18/2022	Q3
PCARD	THE HAMII LSDZRE14C	Y	Active	84.5	5/30/2022	Q3
PCARD	EXPEDIA 7231212839	N		1347.31	5/30/2022	Q3
PCARD	EXPEDIA 7231211547	N		1347.31	5/30/2022	Q3
PCARD	RIVER NETWORK	N		899	5/30/2022	Q3
PCARD	RIVER NETWORK	N		899	5/30/2022	Q3
PCARD	SP SMART ENERGY CC	N		250	5/23/2022	Q3
PCARD	AMERICAN AIRLINES	N		1495.21	5/23/2022	Q3
PCARD	EXPEDIA 7230741665	N		334.25	5/23/2022	Q3
PCARD	GRADUATE SCHOOL L	N		1099	5/23/2022	Q3
PCARD	TOTAL OFF LSZ49701C	Y	Active	230.26	5/20/2022	Q3
PCARD	SOUTHWEST	N		665.97	5/20/2022	Q3
PCARD	EVENT MEETING SOLI	N		650	5/19/2022	Q3
PCARD	DC BAR	N		332.1	5/19/2022	Q3
PCARD	MARRIOTT CORONAC	N		1275.2	5/2/2022	Q3
PCARD	CINTAS CORP	N		478.49	5/18/2022	Q3
PCARD	CISCO SYSTEMS INC	N		12.84	5/16/2022	Q3
PCARD	DC BAR	N		332.1	5/9/2022	Q3
PCARD	DC BAR	N		332.1	5/9/2022	Q3
PCARD	DC BAR	N		332.1	5/6/2022	Q3
PCARD	DC BAR	N		332.1	5/6/2022	Q3
PCARD	DC BAR	N		332.1	5/6/2022	Q3
PCARD	DC BAR	N		332.1	5/6/2022	Q3
PCARD	DC BAR	N		332.1	5/6/2022	Q3
PCARD	DOCUSIGN	N		-28.8	5/3/2022	Q3
PCARD	FACEBK RTB5HBKW3:	N		9.49	5/2/2022	Q3
PCARD	MARRIOTT CORONAC	N		1275.2	5/2/2022	Q3
PCARD	FACEBK CZZV8BFW32	N		10.51	4/4/2022	Q3
PCARD	SQ F M FIRE PROTECT	N		365	4/29/2022	Q3
PCARD	LAS AMERICAS NEWS	N		1650	4/26/2022	Q3
PCARD	IN THE WASHINGTON	N		900	4/19/2022	Q3
PCARD	THE HAMII LSDZRE14C	Y	Active	280.5	4/18/2022	Q3
PCARD	THE HAMII LSDZRE14C	Y	Active	39.05	4/18/2022	Q3

PCARD		CISCO SYSTEMS INC	N		16.8	4/15/2022	Q3
PCARD		PAYPAL	N		90	4/13/2022	Q3
PCARD		YOURMEMBERCAREE	N		179	4/12/2022	Q3
PCARD		YOURMEMBERCAREE	N		649	4/12/2022	Q3
PCARD		NEW MEXICO STATE I	N		1155.94	4/11/2022	Q3
PCARD		SOUTHWEST	N		1195.47	4/11/2022	Q3
OCFO	ZEK48995	DUNCAN ALLEN	N		164	2/15/2022	Q2
OCFO	ZEK54489	RELX INC DBALEXISNE	N		2403	3/2/2022	Q2
OCFO	ZEK50708	PT78 LLC	N		28257.7	2/16/2022	Q2
OCFO	ZEK50703	PT78 LLC	N		5811.5	2/16/2022	Q2
OCFO	ZEK50697	PT78 LLC	N		5275.26	2/15/2022	Q2
OCFO	ZEK44495	RELX INC DBALEXISNE	N		2403	1/27/2022	Q2
OCFO	ZEK43371	ALLIED TELECOM GRC	N		6000	1/28/2022	Q2
OCFO	ZEK61303	ASPEN OF LSDZRE905	Y	Active	1316	3/17/2022	Q2
OCFO	ZEK61260	DATA NET LSD825130	Y	Active	3050	3/17/2022	Q2
OCFO	ZEK61257	DATA NET LSD825130	Y	Active	11762.44	3/17/2022	Q2
OCFO	ZEK58064	LEIDOS DIGITAL SOLU	N		976.16	3/9/2022	Q2
OCFO	ZEK53791	HARRISON MALDONA	N		121.99	2/28/2022	Q2
OCFO	ZEK52108	JUST ONE TECHNOLO	N		12420	2/18/2022	Q2
OCFO	ZEK52105	JUST ONE TECHNOLO	N		12420	2/18/2022	Q2
OCFO	ZEK51131	GOLDBLAT LSZR62583	Y	Active	1603.75	2/15/2022	Q2
OCFO	ZEK50989	ASPEN OF LSDZRE905	Y	Active	4144	2/14/2022	Q2
OCFO	ZEK49516	THE HAMILTON GROU	N		11029.5	2/15/2022	Q2
OCFO	ZEK48394	HARRISON MALDONA	N		97.38	2/7/2022	Q2
OCFO	ZEK45802	RIVENDELI LSXR60301	Y	Active	15500	2/8/2022	Q2
OCFO	ZEK44316	HARRISON MALDONA	N		116.26	1/27/2022	Q2
OCFO	ZEK44310	HARRISON MALDONA	N		58.09	1/27/2022	Q2
OCFO	ZEK44299	HARRISON MALDONA	N		87.98	1/27/2022	Q2
OCFO	ZEK42388	ASPEN OF LSDZRE905	Y	Active	4452	1/27/2022	Q2
OCFO	ZEK41874	GOLDBLAT LSZR62583	Y	Active	456.25	1/25/2022	Q2
OCFO	ZEK41611	JUST ONE TECHNOLO	N		11610	1/25/2022	Q2
OCFO	IIEP5327		N		3380	3/30/2022	Q2
OCFO	IIEP5291		N		250	2/17/2022	Q2
OCFO	IIEP5327		N		7588	3/30/2022	Q2
OCFO	IIEP5291		N		1245	2/17/2022	Q2
OCFO	IIEP5327		N		1000	3/30/2022	Q2
OCFO	ZEK64175	SENODA IN LS9683305	Y	Active	3438	3/28/2022	Q2
OCFO	IIEP5327		N		245.7	3/30/2022	Q2
OCFO	ZEK48468	BANDB FL(LSDZ35418	Y	Active	12636	2/7/2022	Q2
OCFO	IIEP5327		N		-15894.84	3/30/2022	Q2
OCFO	IIEP5291		N		-5600.31	2/17/2022	Q2
OCFO	IEDJO047		N		15894.84	3/14/2022	Q2
OCFO	IEDJO046		N		5600.31	2/10/2022	Q2
OCFO	IEDJO045		N		7657.77	1/14/2022	Q2
OCFO	ZEK61791	STRATEGEN CONSULT	N		12162.5	3/28/2022	Q2
OCFO	ZEK58754	GDS ASSOCIATES INC	N		900	3/15/2022	Q2
OCFO	ZEK58235	WILSON ENERGY ECO	N		1566	3/15/2022	Q2

OCFO	ZEK56150	COMCAST CABLE COM	N		174.34	2/28/2022	Q2
OCFO	ZEK56149	COMCAST CABLE COM	N		169.07	2/28/2022	Q2
OCFO	ZEK55432	SPIEGEL MCDIARMID	N		246.25	3/3/2022	Q2
OCFO	ZEK54637	STRATEGEN CONSULT	N		10370.5	3/3/2022	Q2
OCFO	ZEK53407	ACADIAN CONSULTIN	N		4781.25	3/3/2022	Q2
OCFO	ZEK53404	ACADIAN CONSULTIN	N		3081.25	3/3/2022	Q2
OCFO	ZEK50463	APPLIED ECONOMICS	N		1587.5	2/15/2022	Q2
OCFO	ZEK49108	GRID STRATEGIES LLC	N		20000	2/15/2022	Q2
OCFO	IEEP5291		N		4096.79	2/17/2022	Q2
OCFO	ZEK48180	GDS ASSOCIATES INC	N		2850	2/15/2022	Q2
OCFO	ZEK48005	WILSON ENERGY ECO	N		580	2/8/2022	Q2
OCFO	ZEK45680	SPIEGEL MCDIARMID	N		2377.5	2/15/2022	Q2
OCFO	ZEK45669	SPIEGEL MCDIARMID	N		2366.27	2/8/2022	Q2
OCFO	ZEK44918	COMCAST CABLE COM	N		171.1	1/26/2022	Q2
OCFO	ZEK44894	COMCAST CABLE COM	N		171.1	1/26/2022	Q2
OCFO	ZEK44893	COMCAST CABLE COM	N		171.1	1/26/2022	Q2
OCFO	ZEK41980	STRATEGEN CONSULT	N		6930	1/25/2022	Q2
OCFO	ZEK38949	WILSON ENERGY ECO	N		1508	1/12/2022	Q2
OCFO	ZEK36725	SPIEGEL MCDIARMID	N		2328.3	1/12/2022	Q2
OCFO	ZEK36719	SPIEGEL MCDIARMID	N		3533.38	1/12/2022	Q2
OCFO	ZEK36716	SPIEGEL MCDIARMID	N		4685	1/12/2022	Q2
OCFO	IEEP5327		N		2498.26	3/30/2022	Q2
OCFO	IEEP5291		N		8.52	2/17/2022	Q2
OCFO	ZEK39521	PUBLIC PEILSDRE572:	Y	Active	1910.76	1/11/2022	Q2
OCFO	IEGB0101		N		90	2/1/2022	Q2
OCFO	IEFT0271		N		90	2/28/2022	Q2
OCFO	ZE653675	JASON CUMBERBATC	N		462.86	2/10/2022	Q2
OCFO	ZE653529	DENISE BLACKSON	N		373.69	2/9/2022	Q2
OCFO	ZE653528	ERICA JONES	N		442.95	2/9/2022	Q2
OCFO	ZE653527	CHARQUIA BARRINGT	N		367.99	2/9/2022	Q2
OCFO	ZEK64512	WASH METRO AREA 1	N		147.85	3/25/2022	Q2
OCFO	ZEK53882	WASH METRO AREA 1	N		32.2	2/28/2022	Q2
OCFO	ZEK44360	WASH METRO AREA 1	N		139.15	1/27/2022	Q2
OCFO	IEDJQ041		N		80901.77	3/15/2022	Q2
OCFO	IEDJQ040		N		80901.77	2/28/2022	Q2
OCFO	IEDJQ039		N		320259.17	1/31/2022	Q2
OCFO	IE5DJ003		N		1198.05	3/29/2022	Q2
OCFO	IE5DJ002		N		3530.35	3/14/2022	Q2
OCFO	IE4DJ005		N		241.1	3/29/2022	Q2
OCFO	IE4DJ004		N		241.1	3/17/2022	Q2
OCFO	IE4DJ003		N		314	3/14/2022	Q2
OCFO	IE4DJ002		N		81.99	2/18/2022	Q2
OCFO	IE4DJ001		N		290.89	1/5/2022	Q2
OCFO	IE1DJ004		N		4470.28	3/14/2022	Q2
OCFO	IE1DJ003		N		4470.28	2/18/2022	Q2
OCFO	IE1DJ002		N		4470.28	1/11/2022	Q2
OCFO	IEKJ0334		N		0.37	3/30/2022	Q2

OCFO	IEKJ0333		N		0.22	3/17/2022	Q2
OCFO	IEKJ0332		N		0.09	3/11/2022	Q2
OCFO	IEKJ0331		N		0.84	2/28/2022	Q2
OCFO	IEKJ0330		N		4.08	1/31/2022	Q2
OCFO	IEEP5327		N		1182.88	3/30/2022	Q2
PCARD	SQ ALIMAYU DESIGN		N		225	3/2/2022	Q2
PCARD	B B SOLUT LSDZ35418	Y		Active	665.29	3/31/2022	Q2
PCARD	PUBLIC UTILITIES		N		181	3/28/2022	Q2
PCARD	THE HAMII LSDZRE140	Y		Active	265.65	3/28/2022	Q2
PCARD	PAYPAL		N		-8.99	3/28/2022	Q2
PCARD	PAYPAL		N		158.89	3/25/2022	Q2
PCARD	FEDEX		N		-2.48	3/24/2022	Q2
PCARD	AMAZONCOM1N8BEI		N		557.03	3/21/2022	Q2
PCARD	AUDUBON NATURALI		N		75	3/21/2022	Q2
PCARD	AUDUBON NATURALI		N		99	3/18/2022	Q2
PCARD	NRRI		N		225	3/17/2022	Q2
PCARD	PAYPAL		N		1500	3/16/2022	Q2
PCARD	AMERICAN AIRLINES		N		327.6	3/17/2022	Q2
PCARD	DELTA		N		519.61	3/17/2022	Q2
PCARD	AMERICAN AIRLINES		N		326.1	3/16/2022	Q2
PCARD	PAYPAL		N		2500	3/15/2022	Q2
PCARD	UNITED AIRLINES		N		678.6	3/16/2022	Q2
PCARD	CISCO SYSTEMS INC		N		8.4	3/15/2022	Q2
PCARD	NATL ASSN REG UTIL		N		1095	3/15/2022	Q2
PCARD	NATL ASSN REG UTIL		N		1095	3/15/2022	Q2
PCARD	DOCUSIGN		N		390.37	3/14/2022	Q2
PCARD	LAWPROSE		N		38.08	3/11/2022	Q2
PCARD	PAYPAL		N		2252.5	3/9/2022	Q2
PCARD	DATAWATCH SYSTEM		N		295.6	3/9/2022	Q2
PCARD	DOCUSIGN		N		508.8	3/9/2022	Q2
PCARD	DOCUSIGN		N		1017.6	3/8/2022	Q2
PCARD	THE HAMII LSDZRE140	Y		Active	1083.82	3/4/2022	Q2
PCARD	WWWSIMPLIVCOM		N		149	2/1/2022	Q2
PCARD	IWP NEWSLETTERS		N		1880	2/25/2022	Q2
PCARD	CINTAS CORP		N		560.36	2/24/2022	Q2
PCARD	THE HAMII LSDZRE140	Y		Active	507.25	2/23/2022	Q2
PCARD	FEDEX		N		41.06	2/21/2022	Q2
PCARD	FEDEX		N		204.64	2/21/2022	Q2
PCARD	CISCO SYSTEMS INC		N		14.76	2/16/2022	Q2
PCARD	PAYPAL		N		1388.9	2/16/2022	Q2
PCARD	EIG		N		534.24	2/14/2022	Q2
PCARD	NATL ASSN REG UTIL		N		750	2/14/2022	Q2
PCARD	NATL ASSN REG UTIL		N		750	2/14/2022	Q2
PCARD	NATL ASSN REG UTIL		N		750	2/14/2022	Q2
PCARD	NATL ASSN REG UTIL		N		750	2/14/2022	Q2
PCARD	NATL ASSN REG UTIL		N		750	2/14/2022	Q2
PCARD	NATL ASSN REG UTIL		N		750	2/11/2022	Q2

PCARD	NATL ASSN REG UTIL	N		995	2/11/2022	Q2
PCARD	NATL ASSN REG UTIL	N		995	2/11/2022	Q2
PCARD	NATL ASSN REG UTIL	N		750	2/11/2022	Q2
PCARD	WWWSIMPLIVCOM	N		199	2/9/2022	Q2
PCARD	AMAZONCOMWP1SM	N		277.63	2/8/2022	Q2
PCARD	AMAZONCOMG35UI6	N		398	2/3/2022	Q2
PCARD	IN THE WA LSDZRE694	Y	Active	1000	2/2/2022	Q2
PCARD	CHIEF OPERATING OF	N		1500	2/1/2022	Q2
PCARD	THE HAMII LSDZRE140	Y	Active	25.5	1/10/2022	Q2
PCARD	AMZN MKTP US	N		46.24	1/10/2022	Q2
PCARD	TOTAL OFF LSZ497010	Y	Active	3499.2	1/13/2022	Q2
PCARD	CISCO SYSTEMS INC	N		8.52	1/17/2022	Q2
PCARD	NATL ASSN REG UTIL	N		550	1/17/2022	Q2
PCARD	MSU PAYMENTS	N		695	1/17/2022	Q2
PCARD	AMZN MKTP US	N		56.57	1/18/2022	Q2
PCARD	AMAZONCOM5F0158	N		122.28	1/18/2022	Q2
PCARD	THE HAMII LSDZRE140	Y	Active	66.35	1/24/2022	Q2
PCARD	AMAZONCOM8Z3HK5	N		280.65	1/27/2022	Q2
PCARD	ASSOCIATION FOR ST	N		250	1/31/2022	Q2
PCARD	FACEBK GC5AY77X32	N		5	12/1/2021	Q1
PCARD	THE HAMII LSDZRE140	Y	Active	25.65	12/30/2021	Q1
PCARD	AMAZONCOM8264Y8	N		420.1	12/24/2021	Q1
PCARD	THE HAMII LSDZRE140	Y	Active	33.25	12/22/2021	Q1
PCARD	THE HAMII LSDZRE140	Y	Active	80.85	12/22/2021	Q1
PCARD	CISCO SYSTEMS INC	N		3	12/16/2021	Q1
PCARD	AMZN MKTP US	N		127.49	12/15/2021	Q1
PCARD	CISCO SYSTEMS INC	N		477.36	12/15/2021	Q1
PCARD	DISPUTE REBILL	N		30	12/13/2021	Q1
PCARD	DISPUTE REBILL	N		5	12/13/2021	Q1
PCARD	THE HAMII LSDZRE140	Y	Active	52.05	12/8/2021	Q1
PCARD	APPLECOMUS	N		-2.94	12/6/2021	Q1
PCARD	MARRIOTT INTERNAT	N		-5	12/6/2021	Q1
PCARD	DISPUTE CREDIT	N		-5	12/3/2021	Q1
PCARD	DISPUTE CREDIT	N		-30	12/3/2021	Q1
PCARD	PAYPAL	N		160	12/6/2021	Q1
PCARD	METROPO LSDZRE545	Y	Active	239.99	12/6/2021	Q1
PCARD	IN NEXTALK INC	N		3570.97	12/3/2021	Q1
PCARD	MARRIOTT INTERNAT	N		-30	12/3/2021	Q1
PCARD	PAYPAL	N		2500	12/2/2021	Q1
PCARD	MARRIOTT LOUISVILL	N		30	11/12/2021	Q1
PCARD	PP4004CODE	N		-1.95	11/30/2021	Q1
PCARD	APPLECOMUS	N		51.94	11/22/2021	Q1
PCARD	SPECTRIO	N		1521.36	11/18/2021	Q1
PCARD	DELTA	N		29.99	11/15/2021	Q1
PCARD	DELTA	N		29.99	11/15/2021	Q1
PCARD	PP4004CODE	N		1.95	11/1/2021	Q1
PCARD	MARRIOTT LOUISVILL	N		5	11/12/2021	Q1

PCARD	DELTA	N		19.99	11/12/2021	Q1
PCARD	DELTA	N		29.99	11/12/2021	Q1
PCARD	DELTA	N		19.99	11/12/2021	Q1
PCARD	MARRIOTT LOUISVILL	N		1091.08	11/11/2021	Q1
PCARD	MARRIOTT LOUISVILL	N		1091.08	11/11/2021	Q1
PCARD	THE HAMILTON GROU	N		2499.85	11/10/2021	Q1
PCARD	MARRIOTT LOUISVILL	N		1363.85	11/10/2021	Q1
PCARD	FACEBK PNJP67XW32	N		25	11/10/2021	Q1
PCARD	MARRIOTT LOUISVILL	N		818.31	11/10/2021	Q1
PCARD	MARRIOTT LOUISVILL	N		1363.85	11/10/2021	Q1
PCARD	MARRIOTT LOUISVILL	N		1091.06	11/8/2021	Q1
PCARD	THE HAMILTON GROU	N		121.4	11/8/2021	Q1
PCARD	DELTA	N		-63	11/8/2021	Q1
PCARD	DELTA	N		359.4	11/8/2021	Q1
PCARD	DELTA	N		348.4	11/8/2021	Q1
PCARD	THE HAMILTON GROU	N		591	11/5/2021	Q1
PCARD	DELTA	N		348.4	11/8/2021	Q1
PCARD	PRICELNTVL PROTECT	N		20.45	11/5/2021	Q1
PCARD	NASUCA	N		490	11/5/2021	Q1
PCARD	AMERICAN AIRLINES	N		177.7	11/5/2021	Q1
PCARD	UNITED AIRLINES	N		163.2	11/5/2021	Q1
PCARD	NASUCA	N		295	11/3/2021	Q1
PCARD	AMERICAN AIRLINES	N		629.89	11/4/2021	Q1
PCARD	THE HAMILTON GROU	N		70.7	11/3/2021	Q1
PCARD	DELTA	N		447.4	11/4/2021	Q1
PCARD	AMERICAN AIRLINES	N		37.49	11/4/2021	Q1
PCARD	DELTA	N		347.4	11/4/2021	Q1
PCARD	NASUCA	N		2635	11/2/2021	Q1
PCARD	NASUCA	N		295	11/2/2021	Q1
PCARD	NATL ASSN REG UTIL	N		750	11/2/2021	Q1
PCARD	WWWPLGROCOM	N		1595	11/2/2021	Q1
PCARD	GOOGLE GSUITEOPCI	N		344.5	11/2/2021	Q1
PCARD	AMZN MKTP US	N		13.98	11/1/2021	Q1
PCARD	PAYPAL	N		935	11/1/2021	Q1
PCARD	GOOGLE GSUITEOPCI	N		333.01	10/1/2021	Q1
PCARD	AMZN MKTP US	N		49.37	10/29/2021	Q1
PCARD	APPLE STORE R516	N		678	10/27/2021	Q1
PCARD	CISCO SYSTEMS INC	N		468.12	10/26/2021	Q1
PCARD	DROPBOX85RS8L9HF	N		127.07	10/25/2021	Q1
PCARD	TOTAL OFF LSZ49701C	Y	Active	751.46	10/25/2021	Q1
PCARD	TOTAL OFF LSZ49701C	Y	Active	1705.57	10/25/2021	Q1
PCARD	THE HAMII LSDZRE14C	Y	Active	516.61	10/22/2021	Q1
PCARD	METROPO LSDZRE545	Y	Active	1178.78	10/22/2021	Q1
PCARD	PITNEY BOWES PI	N		1978.99	10/19/2021	Q1
PCARD	USPS PO 1049170238	N		11.6	10/18/2021	Q1
PCARD	CISCO SYSTEMS INC	N		15.36	10/15/2021	Q1
PCARD	USPS PO 1049170238	N		1.74	10/14/2021	Q1

PCARD		MICROTEL INC	N		895	10/11/2021	Q1
PCARD		PY NATL ENERGY UTIL	N		514.5	10/8/2021	Q1
PCARD		CINTAS CORP	N		1045.37	10/7/2021	Q1
PCARD		PAYPAL	N		140	10/7/2021	Q1
PCARD		GOOGLE SVCSOPCDC	N		9.14	10/4/2021	Q1
PCARD		GOOGLE SUITE OPCE	N		11.49	10/4/2021	Q1
PCARD		GOOGLE SVCSOPCDC	N		312.9	10/1/2021	Q1
OCFO	IE1DJ001		N		4470.28	12/15/2021	Q1
OCFO	IE5DJ001		N		1158.01	12/30/2021	Q1
OCFO	ZE000701	IMPREST FUND DJIF8!	N		65.32	12/23/2021	Q1
OCFO	ZEK21057	WASH METRO AREA 1	N		48.05	10/27/2021	Q1
OCFO	ZEK26943	WASH METRO AREA 1	N		768.35	12/7/2021	Q1
OCFO	ZEK35739	WASH METRO AREA 1	N		420.1	12/22/2021	Q1
OCFO	IEFT0226		N		264.14	12/1/2021	Q1
OCFO	IEFT0231		N		90	12/17/2021	Q1
OCFO	IEFT0241		N		90	12/31/2021	Q1
OCFO	ZE000701	IMPREST FUND DJIF8!	N		100	12/23/2021	Q1
OCFO	ZEK23041	WILSON ENERGY ECO	N		928	11/16/2021	Q1
OCFO	ZEK24982	STRATEGEN CONSULT	N		5298.5	11/23/2021	Q1
OCFO	ZEK28595	SPIEGEL MCDIARMID	N		400	12/13/2021	Q1
OCFO	ZEK28598	SPIEGEL MCDIARMID	N		632.19	12/13/2021	Q1
OCFO	ZEK30608	WILSON ENERGY ECO	N		696	12/14/2021	Q1
OCFO	ZEK31214	DUNCAN ALLEN	N		287	12/21/2021	Q1
OCFO	ZEK31508	GDS ASSOCIATES INC	N		1800	12/23/2021	Q1
OCFO	ZEK32065	MCCARTER ENGLISH I	N		3523	12/21/2021	Q1
OCFO	ZEK33540	STRATEGEN CONSULT	N		6823	12/21/2021	Q1
OCFO	ZEK33731	GDS ASSOCIATES INC	N		427.5	12/21/2021	Q1
OCFO	IEDJ0043		N		10098.17	12/15/2021	Q1
OCFO	IEDJ0044		N		22035.64	12/30/2021	Q1
OCFO	ZEK27634	CAMPBELL LSZ70278C	Y	Active	23648.6	12/8/2021	Q1
OCFO	ZEK30802	PITNEY BOWES	N		1000	12/13/2021	Q1
OCFO	ZEK15497	CAPITAL B LSDZRE18:	Y	Active	2525	10/14/2021	Q1
OCFO	ZEK19332	CAPITAL B LSDZRE18:	Y	Active	2525	10/19/2021	Q1
OCFO	ZEK20204	CAPITAL B LSDZRE18:	Y	Active	2525	10/21/2021	Q1
OCFO	ZEK22437	CAPITAL B LSDZRE18:	Y	Active	2525	11/5/2021	Q1
OCFO	ZEK22809	CAPITAL B LSDZRE18:	Y	Active	2525	11/5/2021	Q1
OCFO	ZEK28475	CAPITAL B LSDZRE18:	Y	Active	12710.6	12/9/2021	Q1
OCFO	ZEK28482	CAPITAL B LSDZRE18:	Y	Active	3099.4	12/9/2021	Q1
OCFO	ZEK31006	TECKNOM LSD58093:	Y	Active	4400	12/13/2021	Q1
OCFO	ZEK34583	CAPITAL B LSDZRE18:	Y	Active	2316.18	12/22/2021	Q1
OCFO	ZEK26159	CAMPBELL LSZ70278C	Y	Active	6737	11/23/2021	Q1
OCFO	ZEK26160	CAMPBELL LSZ70278C	Y	Active	27724.62	12/8/2021	Q1
OCFO	ZEK26311	ASPEN OF LSDZRE905	Y	Active	4256	12/7/2021	Q1
OCFO	ZEK28000	RIVENDELI LSXR60301	Y	Active	1445	12/8/2021	Q1
OCFO	ZEK31547	BANDB FL(LSDZ35418	Y	Active	2200	12/20/2021	Q1
OCFO	ZEK31611	BANDB FL(LSDZ35418	Y	Active	2550	12/20/2021	Q1
OCFO	ZEK33413	GOLDBLAT LSZR62583	Y	Active	1513.75	12/21/2021	Q1

OCFO	ZEK34287	HARRISON LS4981511	Y	Expired	127.66	12/20/2021	Q1
OCFO	ZEK34330	HARRISON LS4981511	Y	Expired	109.93	12/20/2021	Q1
OCFO	ZEK34626	ASPEN OF LSDZRE909	Y	Active	3500	12/21/2021	Q1
OCFO	ZEK19763	XEROX FINANCIAL SEI	N		987.08	10/22/2021	Q1
OCFO	ZEK28392	XEROX FINANCIAL SEI	N		980.52	12/10/2021	Q1
OCFO	ZEK34571	XEROX FINANCIAL SEI	N		1179.35	12/22/2021	Q1
OCFO	ZEK34193	PT78 LLC	N		18912.83	12/22/2021	Q1
OCFO	ZEK34436	RELX INC DBALEXISNE	N		2403	12/20/2021	Q1
OCFO	ZEK34444	RELX INC DBALEXISNE	N		2403	12/20/2021	Q1

51. Please provide OPC's SBE goals for Fiscal Year 2022, Fiscal Year 2023, and Fiscal Year 2024.

<i>OPC F22 SBE Expenditures</i>	
<i>DSLBD APPROVED SBE GOAL</i>	<i>\$583,529.94</i>
<i>GRAND TOTAL SBE EXPENDITURE</i>	<i>\$711,520.55</i>
<i>SBE EXPENDITURE AS A % OF SBE GOAL</i>	<i>121.93%</i>
<i>OPC F23 SBE Expenditures</i>	
<i>DSLBD APPROVED SBE GOAL</i>	<i>\$1,084,560.44</i>
<i>GRAND TOTAL SBE EXPENDITURE</i>	<i>\$1,285,378.94 *</i>
<i>SBE EXPENDITURE AS A % OF SBE GOAL</i>	<i>118.52%</i>
<i>*This number is not definitive until after the Annual Financial Report</i>	
<i>OPC F24 SBE Expenditures</i>	
<i>DSLBD APPROVED SBE GOAL</i>	<i>\$1,021,989.02</i>
<i>GRAND TOTAL SBE EXPENDITURE</i>	<i>TBD</i>
<i>SBE EXPENDITURE AS A % OF SBE GOAL</i>	<i>DSLBD has not released 1st Quarter Expenditures</i>

52. Please provide a list of SBE contracts awarded to minority and women owned businesses during Fiscal Year 2022, Fiscal Year 2023, and Fiscal Year 2024, to date.

DSLBD has stated that the SBE program is a race and gender-neutral program and the requested information is not captured; business can select these optional criteria within their certification application, but it is not verified. As a result, the information OPC is providing to this response is not verified.

<i>Fiscal Year</i>	<i>Minority Owned</i>	<i>Woman Owned</i>
<i>FY22</i>	<i>11</i>	<i>3</i>
<i>FY23</i>	<i>10</i>	<i>2</i>
<i>FY24</i>	<i>TBD</i>	<i>TBD</i>

Agency Operations

53. Please describe any initiatives that OPC implemented in Fiscal Year 2023 and Fiscal Year 2024, to date, to improve internal operations of the Office or the Office's interaction with outside parties. Please describe the results, or expected results, of each initiative.

OPC initiated a partnership with the Mayor's Summer Youth Program to work with the students to attend OPC's Climate Summit Youth Conference. The purpose of the Summit with the Mayor's Summer youth was to partner with the schools to educate students on energy efficiency measures, allowing the students to assist in educating their parents in the climate change effort.

OPC had a Community Discussion with the residents in Ward 5, regarding Verizon Copper Wire migration to Fiber Optic in January 2023 and will be holding another Community Discussion with Ward 7 residents on January 18, 2024. The purpose of the outreach meetings is to educate residents on Verizon's transition from copper wire to Fiber optics and to assist with scheduling appointments to prevent suspension of landline services.

54. Please describe OPC's top five priorities and explain how the Office plans to address these priorities in Fiscal Year 2024. Provide an update on how OPC addressed the top priorities listed in response to this question last year?

1. Ratemaking -- OPC will continue to litigate the Pepco rate case, Formal Case No. 1176, that is, examining whether Pepco will be authorized to adopt a multi-year rate plan. OPC will also review DC Water's rate adjustment application scheduled to be filed in March 2024.

2. Climate Change Advocacy – OPC will continue to advocate before the Public Service Commission, DC Council, and federal agencies for climate change plans, initiatives, and programs that support the District's ambitious climate change goals in a just and cost-effective manner and that address environmental injustice and advances racial equity.

3. Interconnection Petitions -- OPC will participate in the two proceedings examining interconnection in the electric infrastructure. The first is the CREF petition. This proceeding will ensure Pepco is following all of the Commission's rules regarding community solar and will determine whether all participants are receiving the proper credits for using solar. In its initial ruling, the Commission found that Pepco was not complying with the interconnection rules and that consumers were due a refund. The exact amount of the refund will be made soon. The second interconnection proceeding will examine whether Pepco is charging the proper amount to consumers who choose to work with a vendor to install solar arrays on their homes.

4. Lead Line Replacement – OPC will actively engage with federal regulators, community stakeholders, and DC Water to ensure the effective implementation of lead line replacement programs, particularly in vulnerable and historically underserved areas. OPC will advocate for updated Lead and Copper Rules under the Safe Drinking Water Act before the U.S. EPA to ensure transparent reporting and expedited action in lead line remediation.

5. Consumer Financial Assistance Education Campaign -- OPC will conduct an outreach campaign to educate utility consumers on available financial assistance programs and options to prevent disconnections. OPC will host informational sessions in Wards 1, 4, 5, 7, and 8; where disconnections and consumer complaints are the highest.

OPC's update on how it addressed the top priorities listed in its response to this question last year.

1. Citywide Climate Change Conference:

Consistent with its statutory mandate to “consider the effects on global climate change and the District’s public climate commitments, OPC developed and held a citywide climate change conference entitled “Our Planet, Our Future: An OPC Summit to Empower Youth & DC Communities,” on Saturday, April 29 at the Catholic University of America. The conference educated over 200 DC youth on the issues of climate change and empowered them to become active in the climate change movement. Community stakeholders, industry experts, academia, congressional and local officials, the business community, and media influencers participated in the conference. Conference sessions included “Climate Change 101 and Be the Go-Go for Change in D.C. - How to effectively advocate for just climate solutions,” and consisted of a networking session with 14 exhibitors. The youth signed up for internships and job opportunities and were granted community service hours.

2. Environmental Justice Community Education Program:

Recognizing the importance of OPC outreach staff being able to comfortably educate the public on the basic components of environmental justice, its impact on communities, and the community’s rights and tools to prevent and/or remedy environmental injustice, OPC developed an educational program for agency outreach staff that has consisted of two training events to date. The first training event was held in October 2023, and entailed a day of basic education on climate change and environmental justice conducted by George Mason University’s Center for Climate Change Communication. The second environmental training event was held on January 5, 2024, at the Smithsonian’s Anacostia Community Museum, hosted by the museum’s Center for Environmental Justice, where OPC staff toured the environmental justice exhibition, titled “To Live and Breathe: Women and Environmental Justice in Washington, D.C.” This second event also included an expert discussion on environmental justice with panelists from the Anacostia Community Museum’s Center for Environmental Justice, the Maryland Institute of Applied Environmental Health- University of Maryland’s, and a DC Public Service Commissioner.

3. Litigation of Washington Gas Rate Case:

The Office fully litigated the WGL rate case in 2023. The Office was successful in having WGL’s climate surcharge denied. Additionally, OPC effectively raised the issue of WGL’s noncompliance with reducing natural gas leaks. The Public Service Commission granted WGL \$24.6 million rate increase and noted that WGL would be fined for its noncompliance with reducing leaks in a future order.

4. Litigation of Pepco Rate Case:

OPC has closely examined Pepco’s application seeking to implement a multi-year rate plan and began developing testimony. OPC’s testimony focuses on three primary arguments 1) denying the multi-year rate plan as the pilot multi-year rate plan has not been vetted as the

Commission required, 2) establishing an affordability measuring tool, and 3) decreasing Pepco's request to raise rates by \$108 million over the next three years.

5. Preventing Disconnections

CSD has continued to educate individuals about the programs that are in place through the government, non-profits, and utilities for to apply that can assist consumers in applying. CSD has been educating consumers about energy efficiency measures. Also, encourage consumers to pay their bills with some consistency. The WSD division is conducting bi-weekly meetings with DC Water's general counsel for the office of legal affairs to discuss different options and solutions on how to better educate and assist our consumers with their outstanding water bills, payment plans, disconnections, and pending disconnections. Our goal is to continue working with DC Water and the different financial assistance programs to address consumer's outstanding bills and disconnections promptly to prevent anyone from going without water services for an extended period.

55. Please list each new program implemented by OPC during Fiscal Year 2023 and Fiscal Year 2024, to date. For each initiative, please provide: a. A description of the initiative, including whether it is related to the COVID-19 Pandemic or recovery efforts; b. The funding required to implement to the initiative and the source of such funding; and c. Any documented results of the initiative.

OPC is planning a citywide climate change conference for the Fall of 2024 to educate DC residents on climate change and environmental justice and empower and encourage them to actively engage in efforts to solve the climate change crisis, including the pursuit of green jobs and related professions.

OPC is currently conducting an environmental justice education program for agency staff to enable them to effectively educate and communicate with DC residents about environmental justice issues in their communities.

OPC is proposing the establishment of an affordability index within the Pepco rate. The affordability index will be an up-to-date report that shows the financial impact of utility rate increases and will also provide a profile of which consumers have the highest energy burden. Stakeholders can use the index to amend existing programs or develop new programs to assist consumers pay for utility services.

56. Describe how OPC measures programmatic success and discuss any changes to outcomes measurement in Fiscal Year 2023 and Fiscal Year 2024, to date.

Programmatic success is measured in the Consumer Services Division and the Water Services Division through the number of consumer complaints as well as the number of consumer education and outreach events. In FY2023 and FY2024 to December 31, 2023, OPC received over 4,920 consumer complaints. For FY2023, the complaints have increased dramatically. In FY2022 there were 2,493 CSD complaints and in FY2023 there were 2,961. This is a 19% increase in CSD consumer complaints. In FY2022 WSD had 824 complaints and in FY2023 there were 1,172. This is a 42% increase in WSD complaints.

In FY2023, CSD and WSD hosted or joined 221 community outreach events; and participated in 22 outreach events in FY2023. Our team will continue to monitor the increase in complaints and add temporary staff when needed to assist with the influx of case management. Additionally, we are being strategic with our approach to community outreach through the remainder of the fiscal year.

57. Describe the top metrics regularly used by the Office to evaluate its operations. Please be specific about which data points are monitored by the Office.

OPC converted from the IQ platform to Service Now (CMS) case management system in FY2022. In FY2023, the Office made improvements and upgrades to the CMS-consumer complaints template and fields by creating canned reports with specific data points, an outreach workflow calendar, and access to other staff. The upgrades allow staff to input complaint information more quickly and accurately and include DEI information. By improving the template and field, staff can create new and improved consumer reports from the CMS complaint date.

The improvements with CMS allow CSD and WSD to track meetings attended by staff members, outreach event topics, community concerns, and questions asked during educational and outreach meetings.

58. Please list any task forces and organizations of which the Office is a member.

- *Pilot Project Governance Board*
- *Deep Energy Retrofit Task Force*
- *Solar for All Task Force*
- *National Association of State Utility Consumer Advocates (NASUCA)*
- *NASUCA Consumer Protection Committee*
- *NASUCA Distributed Energy Resources (DER) Committee*
- *NASUCA Gas Committee*
- *NASUCA Telecommunications Committee*
- *NASUCA Water Committee*
- *National Association of Regulatory Utility Commissioners*
- *D.C. Sustainable Energy Utility Board*
- *American Association of Blacks in Energy*
- *Smart Energy Consumer Collaborative*
- *Energy Efficiency and Energy Conservation Task Force*
- *Association of International Energy Negotiators*
- *Clean Energy States Alliance's 100% clean energy collaboratives*
- *DC Flood Task Force*
- *DOE/LBNL's Interruption Cost Estimate Calculator project*
- *Association of Climate Change Officers*

59. Please explain the impact on OPC of any legislation passed at the federal level during Fiscal Year 2023 and Fiscal Year 2024, to date, which significantly affected OPC operations.

There is no federal legislation passed in FY 2023 and FY 2024 that will affect OPC's operations. OPC will continue to monitor federal legislation for the remainder of 2024.

60. Please describe any steps OPC took in Fiscal Year 2023 and Fiscal Year 2024, to date, to Improve the transparency of OPC operations.

OPC's Communications Division has worked to improve the transparency of OPC's operations by expanding its deployment of traditional and social media. The division has increased posts on LinkedIn and increased video posts of activities and statements by the People's Counsel and staff, particularly on Instagram and Facebook stories. Videos have been sent to the Office of Cable Television for airing. The Constant Contact subscriber list has grown by more than 100 subscribers, to 3,118, during FY 2023 and 2024. The monthly OPC Connection Newsletter has been published consistently since 2016. Relationships with environmental reporters have been nurtured to increase coverage in the Washington Informer and on WAMU.

61. Please identify all electronic databases maintained by the Office, including the following:

a. A detailed description of the information tracked within each system;

The Consumer Information Database is used for logging, tracking, and compiling District utility consumers' inquiries and complaints about the District's utility service providers. Inquiries and complaints are received by telephone, email, facsimile, in person at the office, at community meetings, and by referral from DC Council offices and other district government agencies. The CID also allows the Consumer Services Division to track by ward education and outreach meetings attended, the subject matter or purpose, and community concerns and questions raised during meetings. The CID tracks consumer complaints in various languages (per the DC Language Access Law). OPC staff use the information to develop a chronology of how OPC staff resolve individual consumer complaints. The information in the CID includes the individual consumer's name, address, telephone number(s), gender, account number, type(s) of complaints, the applicable utility, and results of the staff interaction with the complainant and utility company representatives. For reporting purposes, consumer complaints data can be retrieved daily, monthly, quarterly, and yearly.

b. The age of the system and any discussion of substantial upgrades that have been made or are planned to the system; and

OPC's Consumer Information Database has been utilized for 24 years. The CID was created in 1998 to be the repository of confidential information provided by consumers regarding disputes with utility companies. The Office has upgraded the CID to ServiceNow. ServiceNow enables OPC to be more responsive to internal and external customers on a timelier basis. ServiceNow also provides the ability to manage information, track processes, and measure performance more effectively. ServiceNow will log, track, and compile District utility consumers' inquiries and complaints about utility service providers. ServiceNow also allows staff to track ward education and outreach meetings attended, the subject matter and purpose, and community concerns and questions raised during meetings. ServiceNow will track consumer complaints in various languages (per the DC Language Access Law). OPC staff use the information to develop a chronology of how they resolve individual consumer complaints. The information contained within ServiceNow includes the individual consumer's name, address, telephone number(s), gender, account number, type(s) of complaints, the applicable utility, and results of the staff interaction with the complainant and utility company representatives. For reporting purposes, consumer complaints data can be retrieved daily, monthly, quarterly, and yearly.

c. Whether the public can access all or part of each system.

The public cannot have access to the database.

62. Please provide a detailed description of any new technology acquired in Fiscal Year 2023 and Fiscal Year 2024, to date, including the cost, where it is used, and what it does. Please explain whether there have there been any issues with implementation.

The Office purchased 68 new Dell laptops with accessories. The new laptops were given to every OPC staff member. The cost of the laptops was \$1,09,443.20. There were no issues with the installation. The Office upgraded the desk phones. The price was \$20,578.85. There were no issues with the installation.

63. How many in-person training programs took place in Fiscal Year 2023 and Fiscal Year 2024, to date?

In FY23 OPC held two (2) in-person training courses in FY 23. The first was a "Climate Communication Training" presented by George Mason University's Center for Climate Change Communication and Burness Group. The second training was a Mandatory MSS Performance Management/ Performance Management FY24 Timeline and Introduction training. This training was conducted by DCHR Performance Management Specialist Philip Mancini on October 31, 2023. OPC anticipates scheduling in-house trainings on Ethics and CPR.

64. What training deficiencies, if any, did OPC identify during Fiscal Year 2023 and Fiscal Year 2024, to date?

OPC has not experienced any training deficiencies in FY23 and in FY24 to date. The agency actively monitors all training options to ensure staff remains informed and up to date on critical utility issues and has access to appropriate professional development opportunities.

Legislative and Regulatory Requirements

65. Please identify any legislative requirements that OPC lacks sufficient resources to properly implement.

There are no legislative requirements at this time for which OPC lacks resources to implement.

66. Please list all regulations for which OPC is responsible for oversight or implementation. Please list by chapter and subject heading, including the date of the most recent revision.

OPC does not have direct oversight or implementation authority for any rules and regulations. However, as the advocate for utility consumers, OPC vigorously seeks to protect ratepayers' rights by using, among other things, the rules contained in Title 15 of the District of Columbia Municipal Regulations (the rules of the District of Public Service Commission), Title 21 of the District of Columbia Municipal Regulations (the rules of the District of Columbia Water and Sewer Authority), and Title 18 of the Code of Federal Regulations (the rules of the Federal Energy Regulatory Commission).

67. Please identify any legislation and regulations OPC plans to introduce during the remainder of Fiscal Year 2024.

OPC has no plans to introduce legislation or regulations at this time.

Consumer Issues

68. To the extent permissible, please provide an explanation of the role the OPC is playing in the following:

a. Formal cases before the Public Service Commission;

As the statutory advocate for District ratepayers, OPC is a party of right and an active participant in every formal case before the Commission. This includes rate cases (e.g., Formal Case No. 1156, Pepco's rate case), utility capital investment and program applications (e.g., Formal Case No. 1160, utility Energy Efficiency programs), merger compliance (e.g., Formal Case No. 1119, Pepco-Exelon Merger, and Formal Case No. 1142, WGL-AltaGas Merger), as well as other investigations and working groups (Formal Case No. 1167, regarding the implementation of electric and natural gas climate change proposals).

In each of these cases, OPC thoroughly investigates any proposal submitted by the utility, the Commission, or stakeholders, to ensure that the results will be in the best interest of District ratepayers. OPC's mission is to ensure that the proposals before the Commission will assist with providing safe and reliable utility service, will advance the District's climate and environmental policy goals, will positively benefit the economy, and will provide equitable access and opportunities to ratepayers in all eight wards. Moreover, any resulting impact must be just and reasonable. OPC often takes a leadership role in cases, and several of its staff members have been selected to chair or provide an executive role in working groups.

In addition to litigation, negotiation, and participating in working groups before the Commission, OPC also plays a role in educating the public about the issues that are being addressed in formal cases before the Commission. Such education includes explanations of both the benefits and the impacts of the proposals on ratepayers. OPC has provided briefings and fact sheets to Council staff, ANC Commissions, and various public organizations.

b. Ensuring District utility consumers benefit from the District's solar programs.

OPC continues to monitor the implementation and effectiveness of the "Solar for All".

c. Ensuring District utility consumers benefit from the District's solar programs.

OPC recognizes the importance of solar deployment. As noted in the response about OPC's priorities, we will continue litigating the CREF proceeding before the Commission to ensure Pepco is following the rules for community solar and that consumers are receiving the correct credit. OPC will also actively participate in the other interconnection proceedings where the Commission will determine if Pepco is charging the correct amount to residents who install solar arrays on their homes.

69. Please provide a detailed narrative of how OPC handles consumer complaints.

By District law, OPC is the advocate for District residents who use natural gas, electricity, water, and local telephone services. One element of OPC's role as utility consumer advocate is to resolve individual consumer complaints against utility companies. Consumers' complaints require negotiations between OPC staff and utility company representatives to resolve disputes. OPC receives complaints by phone, fax, in person, through the opc-dc.gov website, from other District government agencies, DC Council offices, and social services agencies. OPC staff interviews the consumer to get details about their complaint. The staff explains OPC's informal complaints resolution process with the complainant, including a timeframe when staff will provide the complainant with the investigation findings. OPC staff then initiates an investigation of the complaint through the utility company. The company's findings are reviewed with the consumer.

Depending on the utility company's response, OPC may then find it necessary to ask utility company representatives additional follow-up questions. OPC's intervention can usually resolve a dispute in the informal complaint resolution phase. However, if the consumer is not satisfied with the results of the informal complaints resolution findings, staff will inform the complainant that they can request the Public Service Commission to open an investigation. The PSC's findings may result in scheduling a prehearing conference. The PSC prehearing conference is a mediation between the consumer and the utility company. OPC staff can attend the pre-hearing conference but do not represent the consumer. The PSC staff person will render a decision on the complaint. If dissatisfied with the decision, the consumer can request a formal hearing. At the consumer's request, an OPC attorney may review the case. Based on the merits of the case, OPC may represent the consumer at the formal hearing.

DC Water is not under the jurisdiction of the PSC. Thus, the process is different if the consumer is not satisfied with the results of the informal complaint resolution. The consumer, with the assistance of OPC's staff, will file a petition for an administrative hearing. The consumer has 15 days from the issuance of the bill investigation report to file a petition for an administrative hearing. At the consumer's request, an OPC attorney may review the case. Based on the merits of the case, OPC may represent the consumer at the administrative hearing.

d. How many consumer complaints did OPC receive during Fiscal Year 2023 and Fiscal Year 2024, to date?

OPC received a total of 4,920 consumer complaints for FY 22 and FY 23 through 12/31/23. They include 1,417 water complaints and 3,501 energy complaints.

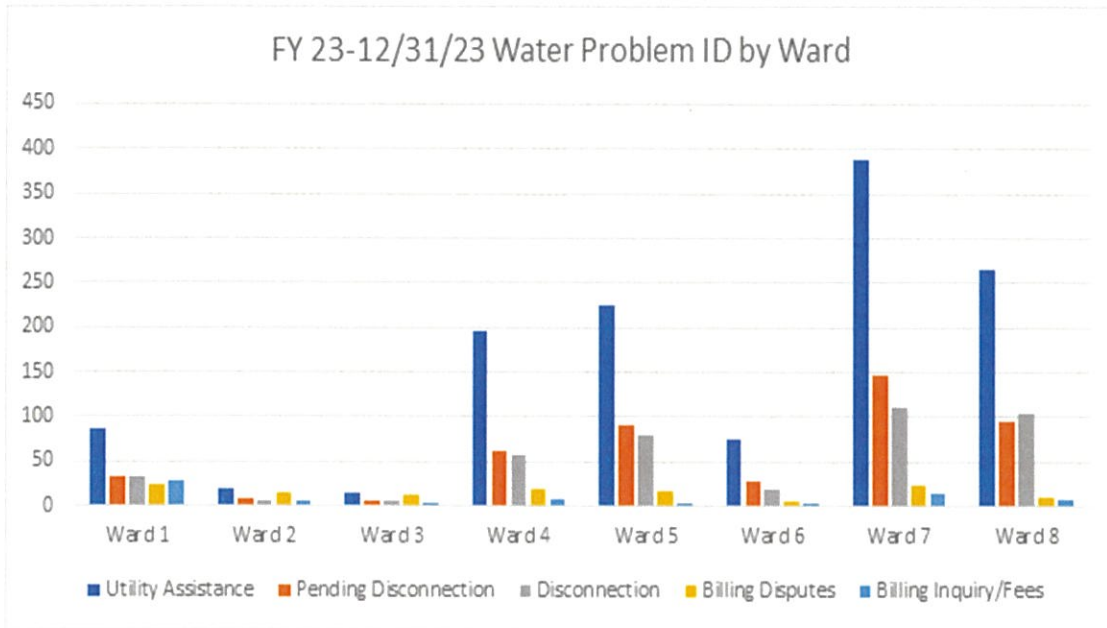
e. Has OPC identified any trends in complaints? If so, please explain.

For FY 23, the complaints continued their increase dramatically. In FY23 there were a total of 4133 cases and in FY22 there were 3263. This represents an increase of 27% in consumer complaints over the prior year. From October 1, 2023, to December 31, 2023, OPC already has 786 cases. From FY 23 to December 31, 2023, OPC received 7130 consumer complaints on utility assistance, pending disconnections, and disconnections. This is a 34% increase over the previous year. Many consumers need assistance to pay their bills, prevent disconnection, and restore services. OPC expects this trend to continue through FY 24 and the following fiscal years

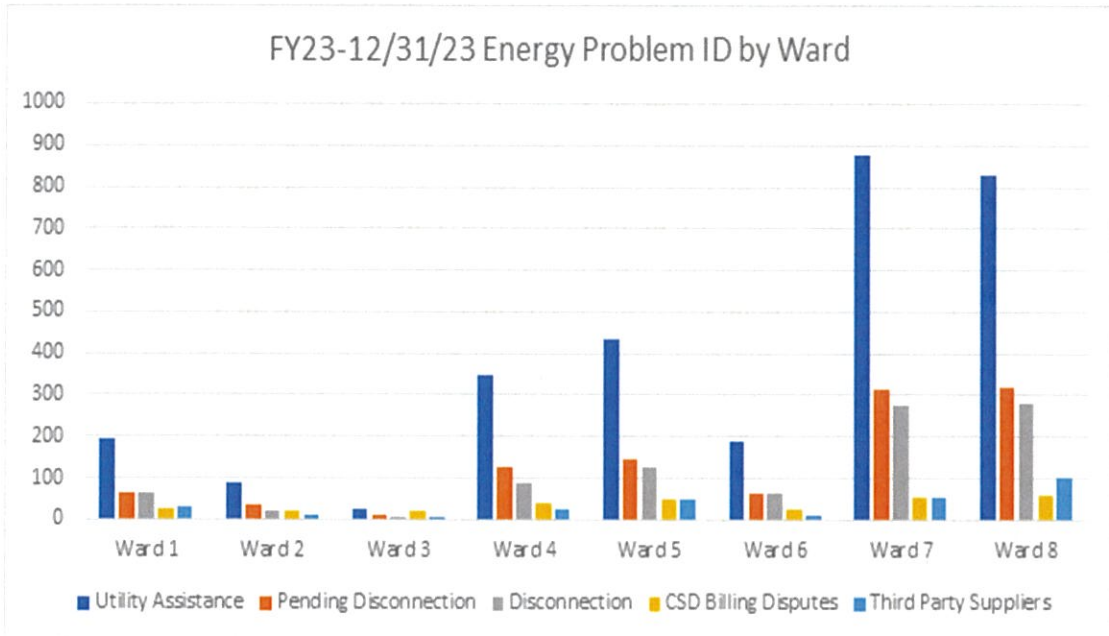
70. Please provide a list of consumer complaints OPC advocated for on behalf of District residents In Fiscal Year 2023 and Fiscal Year 2024, to date. Please provide a detailed explanation of the outcome of those complaints.

a. Please provide a Ward breakdown of consumer complaints.

With OPC's new software system, we were able to provide a breakdown of the consumer complaints by wards for FY 23. The below graph shows the top five water consumer complaints by ward.



The graph shows that utility assistance, pending disconnections, and disconnections are the highest complaints. Wards 7 and 8 have the highest consumer complaints for those three categories. The second graph shows the top five energy consumer complaints by ward.



Like water consumer complaints, the energy consumer complaints graph shows that payment assistance, pending disconnections, and disconnections make up the highest number of complaints. Wards 7 and 8 have the most complaints for those three categories. OPC will continue to focus outreach efforts in Ward 7, Ward 8, and across the District to ensure consumers are aware of ways to prevent disconnections or restore their services

71. What impacts has OPC observed following the June 2023 rate increase for Pepco's Standard Offer Service?

OPC has observed increased complaints concerning billing, inability to pay utility bills, and disconnections since June 2023, however, OPC notes that many factors such as inflation and the local economy, in addition to the rate increase, could be the cause of OPC's observations.

72. Please explain how OPC helps monitor the presence of competitive energy suppliers in the District marketplace. Has OPC received complaints related to competitive energy suppliers? If so, describe the nature of those complaints.

OPC received a total of 286 Third Party Suppliers (TPS) complaints for FY23-12/31/23. TPS complaints are nearly tied for the fourth most common complaint type (Billing Disputes 287, TPS 286). TPS complaints are more numerous in Wards 4, 5, 7 and 8. Overall, TPS complaints account for about 5% of total complaints.

OPC monitors Third Party Suppliers' (TPS) marketing and sales activities in the District in several ways. Through its consumer complaints intake process and consumer education program, CSD staff can identify, and track practices and trends associated with the various TPS companies. The Office's CMS database is a repository for consumer inquiries and complaints. CSD staff regularly generate reports that define consumers' inquiries and complaints based on the specific TPS company, type of inquiry or complaint (e.g., deceptive marketing practices or failure to provide contract terms and conditions), frequency of complaints, and the complainant's ward. CSD staff can track TPS marketing and sales practices, particularly their "bad business practices," utilizing this information.

Trends are identified, and information shared with the Office's attorneys to determine if legal intervention is necessary. As part of OPC's consumer education and outreach program, CSD staff participate in numerous events in all eight wards. It is through community meetings and outreach events that the Office gathers "real time" information from consumers affected by TPS marketing and sales practices. Staff also subscribe to neighborhood email listservs and message platforms such as Nextdoor to explore any unusual marketing tactics. OPC staff also monitor trade publications and company social media accounts for industry trends. Additionally, staff also have set Google News alerts to inform OPC of any mention of TPS activity in the District of Columbia.

Additionally, the Office created a TPS team, comprised of Litigation and Consumer Services Division staff members, to monitor TPS activity and provide consumers with the information necessary to make an informed choice about their energy supplier. The TPS team has taken the initiative to reach out to representatives of all TPS licensed to provide residential energy to District consumers. The TPS team initiated a series of meetings and conference calls with company representatives to inform them about consumer complaint trends and educate energy suppliers on the Consumer Bill of Rights regulations that regulate their business practices. The Office regularly monitors the PSC website to identify which TPS are actively marketing energy services to residential consumers. The TPS Team maps TPS complaints to overlap marketing activity and types of complaints by ward. The team is in the process of preparing the Office's comprehensive TPS Strategic Plan.

OPC created a "Consumer's Guide to Third Party Suppliers" to present tips for considering a TPS, consumer rights and responsibilities, and understanding energy bill charges. The guide is distributed at consumer education and outreach meetings and events and is on OPC's website.

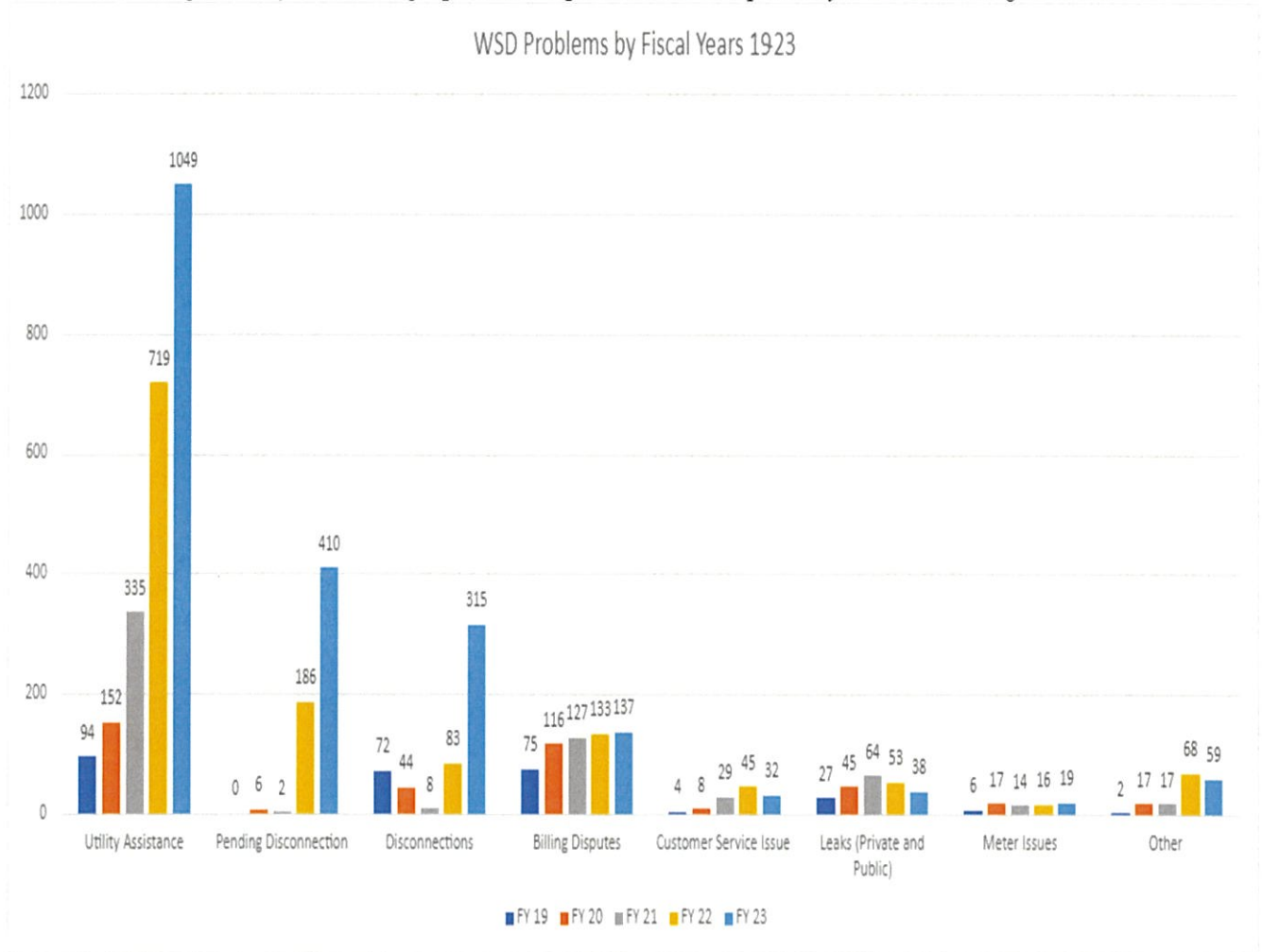
OPC's Communications Division produced a segment on TPS issues on the OPC Radio Connect Podcast, which has been playing on DCradio.gov, DC Radio 93.3 HD4, opc-dc.gov, YouTube, and on podcast apps. OPC's Communication Division disseminated alerts notifying consumers about questionable, deceptive, and aggressive marketing practices and scams by some third-party suppliers.

OPC closely monitored TPS marketing practices during the COVID-19 pandemic as some used the crisis as an opportunity to take advantage of consumers. OPC also supported a door-to-door marketing ban during the beginning of the crisis to prevent transmission of the virus.

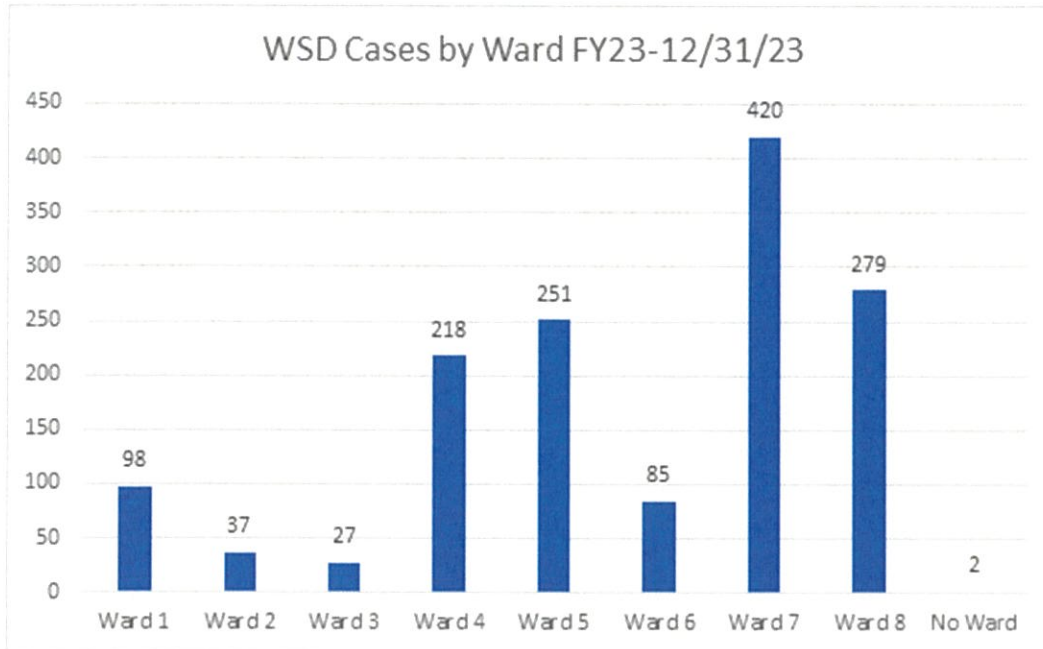
Through membership in the National Association of State Utility Consumer Advocates (NASUCA), the Office monitors TPS best practices in other jurisdictions.

73. Please describe and provide data on the capacity and effectiveness of OPC at addressing complaints related to DC-Water activities

For FY 23, WSD received the most consumer complaints in its four years of existence. WSD received 1172 consumer complaints, which was a 42% increase on FY 22's 824 complaints. To see the growth of WSD, we graphed the top consumer complaints for FY 19 through FY 23.



Consumers complain about high bills, payment problems, disconnections, and inability to pay their bills. Our advocacy has halted disconnections and led to billing adjustments and restoration of water services. Our goal is to resolve consumer complaints as quickly as possible. From FY 23 to December 31, 2023, WSD received 1,417 complaints. The complaint numbers show that water consumers need a voice in their water complaints, especially in preventing disconnections and restoring services.



The chart shows that Wards 7 and 8 provide 49% of the water complaints. OPC's WSD will continue to target outreach events in Wards 7 and 8 to ensure consumers are educated and informed about their water utility rights.

In FY 2023, OPC's WSD had a limited presence onsite in the community because of the need to handle the high influx of cases in-house. WSD attended 56 events. Even with the influx of cases overwhelming the division, WSD participated in numerous virtual events. WSD staff joined ANC meetings, and nonprofit organization events, and partnered with government and non-governmental agencies, including the Department of Energy and Environment and the Office of the Tenant Advocate on consumer education initiatives. In FY 2022, WSD participated in a national campaign, "Imagine Living a Day Without Water," by interviewing consumers on the street about how they would live without water. And publicly presented four factors (lack of finances to pay for plumbing issues, climate change, access to clean water, and cost of water) contributing to DC residents living a day without water.

The Water Services Division continues to build a strong brand and provide essential services to consumers. WSD participated in monthly and quarterly meetings with DC Water and DOEE. Consumers have access to the Water Consumer Bill of Rights and DC Municipal Regulations on opc-dc.gov. WSD continues to explore this new frontier of water advocacy and identify ways to assist water consumers. We look forward to increasing our community outreach, resolving complaints more efficiently, and continuing to build upon OPC's history of consumer advocacy, protection, and education.

Additional Questions

74. What has the agency done in the past year to make the activities of the agency more transparent to the public? Please identify ways in which the activities of the agency and information retained by the agency could be made more transparent.

OPC's Communications Division has worked to improve the transparency of OPC's operations by expanding its deployment of traditional and social media messages that feature information and visuals provided by other divisions. Communications increased posts on LinkedIn and increased video posts of activities and statements by the People's Counsel and staff, particularly on Instagram and Facebook stories. The Constant Contact subscriber list has grown by more than 100 subscribers, to 3,118, during FY 2023 and 2024. The monthly OPC Connection Newsletter has been published consistently since 2016 and will continue monthly distributions. The resumption of production of the OPC Radio Connect Podcast could increase transparency as OPC's work is broadcast on DC Radio 96.3 HD 4, DC Radio and OPC websites, and YouTube channels.

75. How does the agency solicit feedback from customers?

OPC primarily solicits feedback from consumers through its consumer complaints resolution process. Complaint information provides feedback on the quality of consumers' experiences with the district's utility companies. Because of consumers' feedback, OPC hosted a public meeting that focused on Verizon's replacement of copper lines with fiber optics for landline telephones. Feedback is also solicited by staff attending ANC, civic and citizens associations, and faith-based organization meetings. Consumers also provide OPC staff with feedback at education and outreach events, by phone, fax, email, and through social media. Traditionally, OPC provided surveys to consumers attending our forums and outreach events. We also send out virtual surveys on our website and our monthly newsletter.

76. Has the agency changed any practices or procedures as a result of such feedback?

Feedback from consumers is an essential element in developing OPC's comprehensive education and outreach program procedures. That feedback provides staff with insights into complaint trends. For example, consumer feedback helped initiate OPC's petition to the PSC for investigation of third-party supplier's deceptive business practices. Consumer feedback, along with complaints data, was a basis for OPC initiating regular information exchange meetings with nonprofit organizations and utility service providers. Also, consumers' feedback motivated OPC to host a community meeting that educated consumers on Verizon's replacement of copper lines with fiber optics on landline phones.

Consumer feedback and complaints trends are being used as a basis for OPC's advocacy and education policies and practices. OPC continues to build social media presence, therefore, prompting more consumers to seek help via Twitter and Facebook. OPC has maintained an open-door policy during FY 2023 and FY 20204. When most agencies were not accepting consumers, OPC put in place an appointment schedule for consumers who needed assistance with their utilities and other resources. Communications staff monitoring social media will subsequently refer the consumers to contact the office for assistance.

77. Please describe the personnel and funding required to continue the statutorily required activities of the DC Water Services Division.

In FY2025 OPC submitted three enhancements for the Water Services Division which total \$254,231. The three enhancements are as follows:

- 1. One additional FTE position – Community Outreach Specialist to assist with the increase in consumer complaints. In FY2023, WSD has taken on a historic number of cases, totaling 1,172 water cases. In FY2022, there were a total of 824 water cases, in FY2021 this number represented 486. From FY2022 to FY2023 this represents a 42% increase in water cases. This position will work with the existing WSD staff to close cases timelier and to assist with locating available resources to assist consumers with billing issues. This enhancement will provide WSD with the ability to assist District residents more efficiently.*
- 2. Salary increases for five employees, all Community Outreach Specialists. The purpose of this enhancement is to bring the Water Services Division (WSD) staff salaries more in line with the salaries of the Consumer Services Division (CSD). Both divisions perform the same functions, however, the salaries of the CSD staff for the same positions are substantially higher than the WSD staff. This enhancement will correct this disparity of the five WSD positions.*
- 3. A request for an additional \$75,000 in NPS funding is requested for outside law firms and technical consultants. OPC has one in-house attorney position in the WSD. Outside counsel and technical consultant support will enhance the in-house attorney's representation towards the fulfillment of OPC's mission to protect the interests of DC Water's customers and comply with the District of Columbia Water and Sewer Authority Omnibus Amendment Act of 2020 to ensure delivery of intended consumer benefits and protections.*

For FY2025, the gross WSD budget totals \$974,272 and 8 FTE positions. If all FY2025 were approved/fully funded, the WSD budget would total \$1,228,503.

Committee Recommendations

- 1. The Committee recommends that OPC review its Key Performance Indicators for alignment with its primary objectives in serving District residents.**

OPC has updated its Key Performance Indicators to include two new metrics that more accurately represent the work of the Consumer and Water Services Divisions. First, OPC has replaced the cases closed annually and replaced it with “Percentage of cases closed that were open 90 days or less.” This will give a better representation of how long it takes to close a case from beginning to finish. Second, OPC has added the metric “Number of outreach events or communications based on consumer complaint data.” This metric will illustrate how OPC uses key complaint information in targeting outreach events and communications in a more direct way to consumers. Targeting efforts in this way will help allocate limited resources in a more efficient way to better serve District residents.

- 2. The Committee recommends that OPC continue to engage in outreach to District residents about the Office’s consumer resources.**

OPC continues its robust outreach program. From FY 22 to December 31, 2023, OPC hosted or joined 243 outreach events. OPC has focused on educating consumers through numerous virtual and in-person presentations, social media posts, neighborhood listserv messages, as well as monthly newsletters, and consumer alerts to more than 3,000 Constant Contact email subscribers. OPC continues to work with consumers affected by the pandemic by negotiating with the utilities to help get them on payment plans, apply for financial assistance, learn about their rights as utility consumers, and we strongly encourage residents to be proactive and act now to prevent future disconnections. OPC closely monitors listserv, social media, and other consumer feedback on third-party supplier issues proactively informs consumers about TPS practices, as well as provides tips for them to consider when considering switching to a TPS company. OPC’s Communications Division has teamed up with public information and public affairs officers in the DMOI Cluster to share information and best communications practices to support outreach staff who engage with consumers on myriad utility concerns.