

Attachment # 1: EOM Schedule A

Fund Name	Program	CostCenter	Cost Center Description	Position Number	Title	Name	Hire Date	Vacant Status	Salary	Fringe	Residency Status	Reg/Temp/Term
LOCAL FUNDS	500320	50001	Executive Office of the Mayor	13877	MAVOR	BOWSER,MURIEL E	5/15/2007	F	\$250,000.00	\$52,000.00	DC	Reg
LOCAL FUNDS	500320	50001	Executive Office of the Mayor	19738	Associate Director	Mojica,Pedro Pablo	10/3/2022	F	\$98,821.00	\$20,554.77	DC	Reg
LOCAL FUNDS	500320	50001	Executive Office of the Mayor	42507	Staff Assistant	Jones,Dymond La Shay	8/14/2023	F	\$83,698.89	\$17,409.37	DC	Reg
LOCAL FUNDS	500320	50001	Executive Office of the Mayor	42731	CHIEF OF STAFF	Talamante,Tomas Arturo	1/2/2015	F	\$246,930.00	\$51,361.44	DC	Reg
LOCAL FUNDS	500320	50001	Executive Office of the Mayor	45819	Special Assistant	Muhammad,Sedrick	10/25/2021	F	\$91,035.00	\$18,935.28	DC	Reg
LOCAL FUNDS	500320	50001	Executive Office of the Mayor	71743	Deputy Chief of Staff	Walker,Steven Lee	1/2/2015	F	\$200,342.47	\$41,671.23	DC	Reg
LOCAL FUNDS	500320	50001	Executive Office of the Mayor	88665	Special Assistant	Scott,Renee	11/18/2024	F	\$97,763.38	\$20,334.78	DC	Reg
LOCAL FUNDS	500320	50001	Executive Office of the Mayor	91522	Special Assistant	Bassett,James Thomas	12/12/2022	F	\$97,763.38	\$20,334.78	DC	Reg
LOCAL FUNDS	500320	50001	Executive Office of the Mayor	99796	Director of Operations	Poindexter,Tonya Neshelle	2/13/2012	F	\$151,061.90	\$31,420.88	DC	Reg
LOCAL FUNDS	500320	50001	Executive Office of the Mayor	113291	Staff Assistant	Green,Kayla Chanel	9/8/2025	F	\$75,775.00	\$15,761.20	DC	Reg
LOCAL FUNDS	500320	50001	Executive Office of the Mayor	113297	Associate Director	Simmons Jr.,Vernon Nathaniel	12/15/2025	F	\$85,500.00	\$17,784.00	DC	Reg
LOCAL FUNDS	500012	50002	Mayor's Office of Scheduling and Advance	21258	Associate Director	Lyles,Alexus U.	5/8/2023	F	\$85,791.36	\$17,844.60	DC	Reg
LOCAL FUNDS	500012	50002	Mayor's Office of Scheduling and Advance	39832	Associate Director	Blair,Craig J	5/19/2025	F	\$79,186.17	\$16,470.72	DC	Reg
LOCAL FUNDS	500012	50002	Mayor's Office of Scheduling and Advance	39943	Senior Associate Director	Coilton,Jasmine	1/18/2022	F	\$120,821.00	\$25,130.77	DC	Reg
LOCAL FUNDS	500012	50002	Mayor's Office of Scheduling and Advance	40610	SPECIAL ASST	Smith,Anthony Jackson	4/29/2019	F	\$80,784.00	\$16,803.07	DC	Reg
LOCAL FUNDS	500012	50002	Mayor's Office of Scheduling and Advance	42761	Director of Scheduling	Rosenberg,Alex M	3/13/2023	F	\$146,088.41	\$30,386.39	DC	Reg
LOCAL FUNDS	500012	50002	Mayor's Office of Scheduling and Advance	87409	Associate Director	Bray,Alana R	9/9/2024	F	\$79,186.17	\$16,470.72	DC	Reg
LOCAL FUNDS	500322	50003	Mayor's Office of Communications	34604	Special Assistant	Naji-Allah,Khalid	4/21/2014	F	\$120,051.61	\$24,970.73	DC	Reg
LOCAL FUNDS	500322	50003	Mayor's Office of Communications	42736	Associate Director	Kanbergs,David	10/23/2023	F	\$85,791.36	\$17,844.60	DC	Reg
LOCAL FUNDS	500322	50003	Mayor's Office of Communications	42807	Digital Director	Buckley,Jocelyn	1/31/2022	F	\$146,088.41	\$30,386.39	DC	Reg
LOCAL FUNDS	500322	50003	Mayor's Office of Communications	42867	Associate Director			V	\$94,850.00	\$19,728.80		
LOCAL FUNDS	500322	50003	Mayor's Office of Communications	45566	Senior Graphic Designer	Kelliebrew,Kia J	1/23/2023	F	\$146,088.41	\$30,386.39	DC	Reg
LOCAL FUNDS	500322	50003	Mayor's Office of Communications	46850	Press Assistant	Manley,Isis A	7/14/2025	F	\$72,586.32	\$15,097.95	DC	Reg
LOCAL FUNDS	500322	50003	Mayor's Office of Communications	47837	Director of Communications	Castillo Arias,Susana P	10/22/2015	F	\$191,000.00	\$39,728.00	DC	Reg
LOCAL FUNDS	500322	50003	Mayor's Office of Communications	73532	Associate Director of Commuica	Cannon,Bradley M	5/5/2025	F	\$132,000.00	\$27,456.00	DC	Reg
LOCAL FUNDS	500322	50003	Mayor's Office of Communications	91928	Press Assistant	Pokela,Anders D	12/15/2025	F	\$85,791.36	\$17,844.60	DC	Reg
LOCAL FUNDS	500322	50003	Mayor's Office of Communications	91929	Messaging Director	Black,Stephanie M.	8/15/2016	F	\$161,074.00	\$33,503.39	DC	Reg
LOCAL FUNDS	500322	50003	Mayor's Office of Communications	91930	Associate Director	Benzing-Plourde,Aubrey	4/22/2024	F	\$85,791.36	\$17,844.60	DC	Reg
LOCAL FUNDS	500322	50003	Mayor's Office of Communications	95342	Graphic Designer	Sagna,Alexandre B	8/8/2022	F	\$75,775.00	\$15,761.20	DC	Reg
LOCAL FUNDS	500322	50003	Mayor's Office of Communications	97780	Associate Director	Schultz,Ally	6/3/2024	F	\$90,080.93	\$18,736.83	DC	Reg
LOCAL FUNDS	500322	50003	Mayor's Office of Communications	110161	Graphic Designer	Seeny,Alexis H	7/31/2023	F	\$73,675.99	\$15,324.61	DC	Reg
LOCAL FUNDS	500322	50003	Mayor's Office of Communications	112496	Press Secretary	Gleick,Daniel D	12/4/2023	F	\$146,088.41	\$30,386.39	DC	Reg
LOCAL FUNDS	500323	50004	Mayor's Office of Support Services	15437	Support Services Specialist	Johnson,John	10/26/1983	F	\$98,322.00	\$20,450.98	DC	Reg
LOCAL FUNDS	500323	50004	Mayor's Office of Support Services	22535	Support Services Specialist	Burch,Rosa M	2/13/1987	F	\$127,615.00	\$26,543.92	MD	Reg
LOCAL FUNDS	500323	50004	Mayor's Office of Support Services	35023	Support Services Manager	Fitzgerald,Alfonza L	6/22/1978	F	\$177,839.60	\$36,990.64	VA	Reg
LOCAL FUNDS	500323	50004	Mayor's Office of Support Services	40750	Support Services Specialist	Henderson,Matthew L	8/1/2022	F	\$61,110.00	\$12,710.88	MD	Reg
LOCAL FUNDS	500323	50004	Mayor's Office of Support Services	41448	Support Services Specialist	Minor,Keith Antoni	9/12/2005	F	\$95,816.00	\$19,929.73	MD	Reg
LOCAL FUNDS	500323	50004	Mayor's Office of Support Services	48195	Support Services Specialist	Aikens Jr.,Mark R.	9/4/2007	F	\$80,784.00	\$16,803.07	MD	Reg
LOCAL FUNDS	500010	50005	Mayor's Correspondence Unit	46071	Correspondence Mgmt. Spec.	Sobel,Jacob R	2/24/2025	F	\$75,775.00	\$15,761.20	DC	Reg
LOCAL FUNDS	500010	50005	Mayor's Correspondence Unit	46122	Correspondence Officer	Slattery,James A	2/17/2009	F	\$146,088.41	\$30,386.39	DC	Reg
LOCAL FUNDS	500010	50005	Mayor's Correspondence Unit	47801	Correspondence Management Spec	Edge,Janelle A	9/23/2024	F	\$75,775.00	\$15,761.20	DC	Reg
LOCAL FUNDS	500010	50005	Mayor's Correspondence Unit	48029	Correspondence Mgmt. Special.	Jackson,Jasmine Ruth	2/14/2022	F	\$91,035.00	\$18,935.28	DC	Reg
LOCAL FUNDS	500324	50006	Mayor's Office of General Counsel	42708	Deputy General Counsel	Porcello-Miller,Michael Milfo	1/3/2023	F	\$160,191.29	\$33,319.79	DC	Reg
LOCAL FUNDS	500324	50006	Mayor's Office of General Counsel	42764	Deputy General Counsel	Satterlee,Erika Danielle	8/15/2016	F	\$160,191.29	\$33,319.79	DC	Reg
LOCAL FUNDS	500324	50006	Mayor's Office of General Counsel	42849	General Counsel	Cavendish,Elizabeth Ann	1/2/2015	F	\$226,595.00	\$47,131.76	DC	Reg
LOCAL FUNDS	500324	50006	Mayor's Office of General Counsel	43420	Executive Assistant	Brannock,Lisa M	7/16/2018	F	\$80,774.16	\$16,801.03	DC	Reg
LOCAL FUNDS	500324	50006	Mayor's Office of General Counsel	91404	Freedom of Information Act Off	Johnson,Henry McClure	9/25/2023	F	\$96,416.33	\$20,054.60	DC	Reg
LOCAL FUNDS	500324	50006	Mayor's Office of General Counsel	109375	Associate General Counsel	Tabacoff,Kimberly Grace	9/25/2023	F	\$100,309.13	\$20,864.30	DC	Reg
LOCAL FUNDS	500321	50008	Mayor's Office of Talent and Appointment	36621	Deputy Director	Rangel,Alexis Vida	3/27/2023	F	\$108,199.00	\$22,505.39	DC	Reg
LOCAL FUNDS	500321	50008	Mayor's Office of Talent and Appointment	36749	Senior Associate Director	Jackson,Harlie R	10/6/2025	F	\$91,035.00	\$18,935.28	DC	Reg
LOCAL FUNDS	500321	50008	Mayor's Office of Talent and Appointment	40865	Director Office of Talent and			V	\$138,184.00	\$28,742.27		
LOCAL FUNDS	500321	50008	Mayor's Office of Talent and Appointment	42810	Associate Director	Jackson,Scott R	4/21/2025	F	\$83,698.89	\$17,409.37	DC	Reg
LOCAL FUNDS	500321	50008	Mayor's Office of Talent and Appointment	48030	Associate Director	Giangtran,Kimberly	7/14/2025	F	\$83,698.00	\$17,409.18	DC	Reg
LOCAL FUNDS	500321	50008	Mayor's Office of Talent and Appointment	65449	Program Support Specialist	Boucree,Catherine M	2/18/2015	F	\$77,873.00	\$16,197.58	DC	Reg
LOCAL FUNDS	500321	50008	Mayor's Office of Talent and Appointment	99773	Associate Director	Gebretsadik,Merry A	6/16/2025	F	\$83,698.00	\$17,409.18	DC	Reg
LOCAL FUNDS	500333	50398	Mayor's Office of Community Affairs	42740	Director Community Affairs	Carey,Lamont	10/15/2019	F	\$150,803.74	\$31,367.18	DC	Reg
LOCAL FUNDS	500333	50398	Mayor's Office of Community Affairs	42837	Communications Director	Vincent,Gabrielle	2/27/2023	F	\$95,896.01	\$19,946.37	DC	Reg
LOCAL FUNDS	500333	50398	Mayor's Office of Community Affairs	46675	Staff Assistant	Person,Sierra A	9/8/2025	F	\$75,775.00	\$15,761.20	MD	Reg
LOCAL FUNDS	500333	50398	Mayor's Office of Community Affairs	46725	Director of Operations	Reyes,Nicolas	7/29/2024	F	\$99,363.00	\$20,667.50	DC	Reg
LOCAL FUNDS	500333	50398	Mayor's Office of Community Affairs	51163	Special Assistant	Carpenter,Astin	10/3/2016	F	\$85,791.36	\$17,844.60	DC	Reg

Fund Name	Program	CostCenter	Cost Cebter Description	Position Number	Title	Name	Hire Date	Vacant Status	Salary	Fringe	Residency Status	Reg/Temp/Term
LOCAL FUNDS	500333	50398	Mayor's Office of Community Affairs	91908	Grants Management Specialist	Hancock,Marian	4/24/2023	F	\$93,068.97	\$19,358.35	DC	Reg
LOCAL FUNDS	500334	50399	Mayor's Office of Community Relations	3120	Community Outreach Manager	Glenn,Wendy A	3/11/2019	F	\$108,199.00	\$22,505.39	DC	Reg
LOCAL FUNDS	500334	50399	Mayor's Office of Community Relations	11598	Deputy Director	Black,Anthony Ryan	2/13/2023	F	\$120,824.00	\$25,131.39	DC	Reg
LOCAL FUNDS	500334	50399	Mayor's Office of Community Relations	14590	Outreach and Services Speciali	Wright,Amber	6/21/2021	F	\$85,500.00	\$17,784.00	DC	Reg
LOCAL FUNDS	500334	50399	Mayor's Office of Community Relations	23663	Outreach & Service Specialist	Bracey,Sylvester C.	12/15/2025	F	\$85,500.00	\$17,784.00	DC	Reg
LOCAL FUNDS	500334	50399	Mayor's Office of Community Relations	30991	Outreach and Service Assistant	Shillow,Aalyhia	10/6/2025	F	\$71,578.63	\$14,888.36	DC	Reg
LOCAL FUNDS	500334	50399	Mayor's Office of Community Relations	32341	Director of Operations	Schley,Megan	6/3/2024	F	\$97,763.38	\$20,334.78	DC	Reg
LOCAL FUNDS	500334	50399	Mayor's Office of Community Relations	35256	Outreach & Service Specialist	Cox,William O	11/4/2024	F	\$85,500.00	\$17,784.00	DC	Reg
LOCAL FUNDS	500334	50399	Mayor's Office of Community Relations	41210	Community Outreach Specialist	Glasgow,Noah B	9/9/2024	F	\$108,199.00	\$22,505.39	DC	Reg
LOCAL FUNDS	500334	50399	Mayor's Office of Community Relations	42742	Director of Community Relation	Thomas,William P.	8/8/2022	F	\$150,803.74	\$31,367.18	DC	Reg
LOCAL FUNDS	500334	50399	Mayor's Office of Community Relations	42760	Community Outreach Manager	Robertson,Anthony J	6/17/2024	F	\$108,199.00	\$22,505.39	DC	Reg
LOCAL FUNDS	500334	50399	Mayor's Office of Community Relations	42808	Community Outreach Manager	Gold,Ludi A	3/31/2008	F	\$94,850.00	\$19,728.80	DC	Reg
LOCAL FUNDS	500334	50399	Mayor's Office of Community Relations	42856	Program Support Specialist	Terry,Julius	1/6/2019	F	\$98,322.00	\$20,450.98	DC	Reg
LOCAL FUNDS	500334	50399	Mayor's Office of Community Relations	44592	Deputy Director	Gibson,Kendall C	9/25/2023	F	\$120,824.00	\$25,131.39	DC	Reg
LOCAL FUNDS	500334	50399	Mayor's Office of Community Relations	44838	Outreach & Service Specialist	Shapiro,Jeffery A	12/15/2025	F	\$85,500.00	\$17,784.00	DC	Reg
LOCAL FUNDS	500334	50399	Mayor's Office of Community Relations	85595	Outreach & Service Specialist	Advincola,Stephanie P	11/18/2024	F	\$85,500.00	\$17,784.00	DC	Reg
LOCAL FUNDS	500334	50399	Mayor's Office of Community Relations	85932	Outreach & Service Specialist	Davis,Lacy	2/24/2025	F	\$85,500.00	\$17,784.00	DC	Reg
LOCAL FUNDS	500334	50399	Mayor's Office of Community Relations	85932	Outreach & Service Specialist	Williams,Jimika	3/10/2025	F	\$85,500.00	\$17,784.00	DC	Reg
LOCAL FUNDS	500334	50399	Mayor's Office of Community Relations	88382	Outreach & Service Specialist	Acosta,Leticia	1/18/2022	F	\$85,500.00	\$17,784.00	DC	Reg
LOCAL FUNDS	500334	50399	Mayor's Office of Community Relations	92112	Community Outreach Specialist	Starghill,Christian	7/11/2022	F	\$108,199.00	\$22,505.39	DC	Reg
LOCAL FUNDS	500334	50399	Mayor's Office of Community Relations	94400	Community Outreach Assistant	Lewis,Zoey Y	10/6/2025	F	\$71,578.63	\$14,888.36	DC	Reg
LOCAL FUNDS	500334	50399	Mayor's Office of Community Relations	97020	Community Outreach Specialist	Abilla,Tadai	6/17/2024	F	\$108,199.00	\$22,505.39	DC	Reg
LOCAL FUNDS	500334	50399	Mayor's Office of Community Relations	97020	Community Outreach Specialist	Wimenta,Tiffany D	1/12/2026	F	\$85,500.00	\$17,784.00	DC	Reg
LOCAL FUNDS	500334	50399	Mayor's Office of Community Relations	97021	Community Outreach Manager	Escobar,Yamileth	12/7/2020	F	\$108,199.00	\$22,505.39	DC	Reg
LOCAL FUNDS	500334	50399	Mayor's Office of Community Relations	99777	Outreach & Service Specialist	Milner,Quentin J	6/16/2025	F	\$85,500.00	\$17,784.00	DC	Reg
LOCAL FUNDS	500333	50401	Mayor's Office of African Affairs	13030	Community Outreach Specialist	Ndiaye,Ndeye Aminata	8/8/2022	F	\$75,775.00	\$15,761.20	DC	Reg
LOCAL FUNDS	500333	50401	Mayor's Office of African Affairs	41431	Director of African Affairs	Kaba,Aly	10/11/2016	F	\$124,368.15	\$25,868.58	DC	Reg
LOCAL FUNDS	500333	50401	Mayor's Office of African Affairs	47433	Director of Operations	Poku-Yeboah,Harrison	12/16/2024	F	\$91,865.97	\$19,108.12	DC	Reg
LOCAL FUNDS	500333	50401	Mayor's Office of African Affairs	94133	Community Outreach Specialist	Roba,Gada Beshir	12/16/2024	F	\$75,775.00	\$15,761.20	DC	Reg
LOCAL FUNDS	500333	50401	Mayor's Office of African Affairs	97478	Language Access Monitor (Bilin	Mengistu,Yared G	3/4/2019	F	\$75,775.00	\$15,761.20	DC	Reg
LOCAL FUNDS	500333	50402	Mayor's Office of African American Affairs	21185	Deputy Director	Roary Jr.,Booker R.	8/21/2012	F	\$116,933.00	\$24,322.06	DC	Reg
LOCAL FUNDS	500333	50402	Mayor's Office of African American Affairs	43593	Deputy Director	Manning,Marcus	1/3/2023	F	\$120,824.00	\$25,131.39	DC	Reg
LOCAL FUNDS	500333	50402	Mayor's Office of African American Affairs	87572	Community Outreach Specialist	Beam,Charity N	10/6/2025	F	\$85,500.00	\$17,784.00	DC	Reg
LOCAL FUNDS	500333	50403	Mayor's Office of Caribbean Affairs	105078	Executive Director	Snider,Natalee	8/31/2020	F	\$124,368.15	\$25,868.58	DC	Reg
LOCAL FUNDS	500333	50403	Mayor's Office of Caribbean Affairs	105079	Associate Director	Shanklin,Kai A	3/27/2023	F	\$83,698.00	\$17,409.18	DC	Reg
LOCAL FUNDS	500333	50404	Mayor's Office of Asian and Pacific Islander Affairs	38191	Director	DeGuzman,Benjamin Conrad J.	3/5/2018	F	\$124,368.15	\$25,868.58	DC	Reg
LOCAL FUNDS	500333	50404	Mayor's Office of Asian and Pacific Islander Affairs	38349	Grants Management Specialist	Nguyen,Lap	4/19/2021	F	\$93,068.97	\$19,358.35	MD	Reg
LOCAL FUNDS	500333	50404	Mayor's Office of Asian and Pacific Islander Affairs	40096	Community Outreach Specialist	Guo,Chen	12/16/2024	F	\$67,383.00	\$14,015.66	MD	Reg
LOCAL FUNDS	500333	50404	Mayor's Office of Asian and Pacific Islander Affairs	44867	Director of Operations	Harada,Akina C	2/12/2024	F	\$91,035.00	\$18,935.28	DC	Reg
LOCAL FUNDS	500333	50404	Mayor's Office of Asian and Pacific Islander Affairs	46574	Public Affairs Specialist	Kim,SoYoung	8/11/2025	F	\$73,677.00	\$15,324.82	DC	Reg
LOCAL FUNDS	500333	50404	Mayor's Office of Asian and Pacific Islander Affairs	47624	Staff Assistant	Rost,Nhat N	9/23/2024	F	\$67,383.00	\$14,015.66	MD	Reg
LOCAL FUNDS	500333	50404	Mayor's Office of Asian and Pacific Islander Affairs	82628	Community Outreach Specialist			V	\$65,285.00	\$13,579.28		
LOCAL FUNDS	500333	50404	Mayor's Office of Asian and Pacific Islander Affairs	82630	Community Outreach Specialist	Xu,Qing	6/17/2024	F	\$67,383.00	\$14,015.66	MD	Reg
LOCAL FUNDS	500333	50404	Mayor's Office of Asian and Pacific Islander Affairs	83170	Community Outreach Specialist	Edullantes,Hoang	7/1/2024	F	\$73,677.00	\$15,324.82	MD	Reg
LOCAL FUNDS	500333	50404	Mayor's Office of Asian and Pacific Islander Affairs	88522	Program Coordinator	Kim,Soo-Hyun	3/14/2022	F	\$71,579.00	\$14,888.43	VA	Reg
LOCAL FUNDS	500333	50404	Mayor's Office of Asian and Pacific Islander Affairs	95049	Community Outreach Specialist	Kim,Taeri	2/24/2025	F	\$65,285.00	\$13,579.28	DC	Reg
LOCAL FUNDS	500333	50405	Mayor's Office of LGBTQ Affairs	44051	Associate Director	Joseph,Sonya Tameka	9/25/2023	F	\$90,000.00	\$18,720.00	DC	Reg
LOCAL FUNDS	500333	50405	Mayor's Office of LGBTQ Affairs	45858	Director	Bowles,Joseph Japer	10/12/2021	F	\$124,368.15	\$25,868.58	DC	Reg
LOCAL FUNDS	500333	50405	Mayor's Office of LGBTQ Affairs	86300	Director of Operations	Gilliam,Jay R	12/1/2025	F	\$99,363.00	\$20,667.50	DC	Reg
LOCAL FUNDS	500333	50405	Mayor's Office of LGBTQ Affairs	109583	Associate Director	Rupert,Gina	12/19/2022	F	\$83,698.89	\$17,409.37	DC	Reg
LOCAL FUNDS	500333	50405	Mayor's Office of LGBTQ Affairs	112597	Associate Director	Dyson,Rayshawn N	3/10/2025	F	\$83,698.89	\$17,409.37	DC	Reg
LOCAL FUNDS	500333	50406	Mayor's Office of Latino Affairs	8217	Language Access Monitor (Bilin			V	\$83,200.50	\$17,305.70		
LOCAL FUNDS	500333	50406	Mayor's Office of Latino Affairs	37334	Community Outreach Spec. (Bil	Benavidez Trejo,Angel	7/28/2025	F	\$65,285.00	\$13,579.28	DC	Reg
LOCAL FUNDS	500333	50406	Mayor's Office of Latino Affairs	38175	STAFF ASSISTANT	Melgar De Chacon,Carmen A	9/23/2024	F	\$63,258.00	\$13,157.66	MD	Reg
LOCAL FUNDS	500333	50406	Mayor's Office of Latino Affairs	39864	Community Outreach Spec. (Bil	Lasky,Malka R	12/1/2025	F	\$65,285.00	\$13,579.28	DC	Reg
LOCAL FUNDS	500333	50406	Mayor's Office of Latino Affairs	40774	Director of Operations	Salgado-Nunez,Cristian	8/16/2021	F	\$91,865.97	\$19,108.12	DC	Reg
LOCAL FUNDS	500333	50406	Mayor's Office of Latino Affairs	40906	Director of Latino Affairs	Perdomo,Eduardo R	4/18/2016	F	\$124,368.15	\$25,868.58	DC	Reg
LOCAL FUNDS	500333	50406	Mayor's Office of Latino Affairs	44395	Community Outreach Specialist	Crespo,Maria F	10/7/2024	F	\$67,383.00	\$14,015.66	DC	Reg
LOCAL FUNDS	500333	50406	Mayor's Office of Latino Affairs	47796	Public Affairs Specialist			V	\$83,200.50	\$17,305.70		
LOCAL FUNDS	500335	50411	Mayor's Office of Women's Policy and Initiatives	43278	Associate Director			V	\$83,200.50	\$17,305.70		
LOCAL FUNDS	500335	50411	Mayor's Office of Women's Policy and Initiatives	43495	Executive Director	Dupepe,Natasha T'Mika	6/13/2022	F	\$124,368.15	\$25,868.58	DC	Reg
LOCAL FUNDS	500335	50411	Mayor's Office of Women's Policy and Initiatives	113289	Associate Director for Health	Leonard,Karrie S	1/22/2019	F	\$83,698.89	\$17,409.37	DC	Reg
LOCAL FUNDS	500335	50412	Mayor's Office of Returning Citizens Affairs	75344	Outreach & Service Specialist			V	\$83,200.50	\$17,305.70		

Fund Name	Program	CostCenter	Cost Cebter Description	Position Number	Title	Name	Hire Date	Vacant Status	Salary	Fringe	Residency Status	Reg/Temp/Term
LOCAL FUNDS	500335	50412	Mayor's Office of Returning Citizens Affairs	91374	Administrative Specialist	Scott,Sharon R	1/13/2025	F	\$71,579.00	\$14,888.43	DC	Reg
LOCAL FUNDS	500335	50412	Mayor's Office of Returning Citizens Affairs	91375	Director	Shakir,Talib	12/27/2022	F	\$136,019.00	\$28,291.95	DC	Reg
LOCAL FUNDS	500335	50412	Mayor's Office of Returning Citizens Affairs	91376	Workforce Development Speciali	Bradley,Kemiko	7/14/2025	F	\$73,677.00	\$15,324.82	DC	Reg
LOCAL FUNDS	500335	50412	Mayor's Office of Returning Citizens Affairs	91377	Workforce Development Speciali	Lopez,Enrique	8/26/2024	F	\$73,677.00	\$15,324.82	DC	Reg
LOCAL FUNDS	500335	50412	Mayor's Office of Returning Citizens Affairs	94127	Case Manager	Huff,LaRoya	2/2/2018	F	\$77,873.00	\$16,197.58	DC	Reg
LOCAL FUNDS	500335	50412	Mayor's Office of Returning Citizens Affairs	94128	Case Manager			V	\$65,285.00	\$13,579.28		
LOCAL FUNDS	500335	50412	Mayor's Office of Returning Citizens Affairs	97019	Outreach & Service Specialist	Harris,Bobby P	4/22/2019	F	\$71,578.63	\$14,888.36	DC	Reg
LOCAL FUNDS	500335	50412	Mayor's Office of Returning Citizens Affairs	99774	Director of Operations	Seide,Jordyn P	11/12/2019	F	\$100,309.13	\$20,864.30	DC	Reg
LOCAL FUNDS	500335	50412	Mayor's Office of Returning Citizens Affairs	99775	Case Manager	Ford,Mark A	2/24/2025	F	\$75,775.00	\$15,761.20	DC	Reg
LOCAL FUNDS	500335	50412	Mayor's Office of Returning Citizens Affairs	99778	Program Support Specialist	Green,Takiera	1/27/2025	F	\$77,873.00	\$16,197.58	DC	Reg
LOCAL FUNDS	500335	50412	Mayor's Office of Returning Citizens Affairs	99986	Supervisory Case Manager	Davis,Marcia R	6/17/2024	F	\$91,035.00	\$18,935.28	DC	Reg
LOCAL FUNDS	500335	50412	Mayor's Office of Returning Citizens Affairs	102642	Supervisory Case Manager	Maunga,Sylvie Mbanga	6/6/2022	F	\$91,035.00	\$18,935.28	DC	Reg
LOCAL FUNDS	500335	50412	Mayor's Office of Returning Citizens Affairs	105525	Community Outreach Specialist	Lewis,Rashawd T	2/24/2025	F	\$73,677.00	\$15,324.82	DC	Reg
LOCAL FUNDS	500335	50412	Mayor's Office of Returning Citizens Affairs	105526	Community Outreach Specialist	Brantley,Kendra	10/6/2025	F	\$62,751.00	\$13,052.21	DC	Reg
LOCAL FUNDS	500335	50412	Mayor's Office of Returning Citizens Affairs	105527	Community Outreach Specialist			V	\$74,882.00	\$15,575.46		
LOCAL FUNDS	500335	50412	Mayor's Office of Returning Citizens Affairs	105528	Administrative Specialist (Int	Allen,Darshica D	1/12/2026	F	\$71,578.63	\$14,888.36	DC	Reg
LOCAL FUNDS	500335	50412	Mayor's Office of Returning Citizens Affairs	105529	Community Outreach Specialist	Lawson,William T.	11/15/2021	F	\$73,677.00	\$15,324.82	DC	Term
LOCAL FUNDS	500335	50412	Mayor's Office of Returning Citizens Affairs	105621	Supervisory Case Manager	Hurley,Julian W	1/13/2025	F	\$91,035.00	\$18,935.28	DC	Reg
LOCAL FUNDS	500335	50413	Mayor's Office of Veterans Affairs	13486	Director	Purdy,Julian A	11/10/2025	F	\$124,368.15	\$25,868.58	DC	Reg
LOCAL FUNDS	500335	50413	Mayor's Office of Veterans Affairs	16269	Outreach & Service Specialist	Williams,Fallon	11/22/2021	F	\$79,186.17	\$16,470.72	DC	Reg
LOCAL FUNDS	500335	50413	Mayor's Office of Veterans Affairs	21223	Veterans Benefits Prog. Spec.	Waters,Monica	3/11/2019	F	\$77,873.00	\$16,197.58	DC	Reg
LOCAL FUNDS	500335	50413	Mayor's Office of Veterans Affairs	77958	Director of Operations	Harrison,Nicholas A	10/6/2025	F	\$91,865.97	\$19,108.12	DC	Reg
LOCAL FUNDS	500335	50413	Mayor's Office of Veterans Affairs	97116	Outreach and Services Speciali	Weeks,Ariel	4/22/2024	F	\$79,186.00	\$16,470.69	DC	Reg
LOCAL FUNDS	500335	50413	Mayor's Office of Veterans Affairs	105530	Public Affairs Specialist			V	\$83,200.50	\$17,305.70		
LOCAL FUNDS	500335	50413	Mayor's Office of Veterans Affairs	105531	Outreach and Services Speciali	Baitinger,Pip	6/3/2024	F	\$76,377.00	\$15,886.42	DC	Reg
LOCAL FUNDS	500334	50414	Mayor's Business Liasion	43766	Outreach and Services Speciali	Coilton,Mariah Ann	9/23/2024	F	\$85,500.00	\$17,784.00	DC	Reg
LOCAL FUNDS	500334	50414	Mayor's Business Liasion	97296	Associate Director	Khalid,Salima	5/31/2022	F	\$91,865.97	\$19,108.12	DC	Reg
LOCAL FUNDS	500334	50415	Mayor's Faith Liasion	42712	Community Outreach Specialist	Arrendell,Ryan Lindsay	10/6/2025	F	\$85,500.00	\$17,784.00	DC	Reg
LOCAL FUNDS	500325	50416	Mayor's Office of Volunterism and Partnerships	15624	Public Information Officer	Martin,Kendall D	7/15/2024	F	\$91,035.00	\$18,935.28	DC	Reg
LOCAL FUNDS	500325	50416	Mayor's Office of Volunterism and Partnerships	20041	Director of Operations			V	\$83,200.50	\$17,305.70		
LOCAL FUNDS	500325	50416	Mayor's Office of Volunterism and Partnerships	33691	Community Outreach Specialist	Anderson,Tomika L.	12/30/2024	F	\$79,186.00	\$16,470.69	DC	Reg
LOCAL FUNDS	500325	50416	Mayor's Office of Volunterism and Partnerships	42738	National Service Officer	Sacco,Peter E	2/26/2024	F	\$98,288.69	\$20,444.05	DC	Reg
FEDERAL GRANTS	500325	50416	Mayor's Office of Volunterism and Partnerships	42738	National Service Officer	Sacco,Peter E	2/26/2024	F	\$98,288.69	\$20,444.05	DC	Reg
FEDERAL GRANTS	500325	50416	Mayor's Office of Volunterism and Partnerships	42815	Director	Scott,Dominique A	11/18/2024	F	\$136,019.00	\$28,291.95	DC	Temp
LOCAL FUNDS	500325	50416	Mayor's Office of Volunterism and Partnerships	42815	Director	Scott,Dominique A	11/18/2024	F	\$136,019.00	\$28,291.95	DC	Temp
LOCAL FUNDS	500325	50416	Mayor's Office of Volunterism and Partnerships	46803	Community Outreach Specialist	Reid,Sheika N	1/23/2023	F	\$93,068.97	\$19,358.35	DC	Reg
FEDERAL GRANTS	500325	50416	Mayor's Office of Volunterism and Partnerships	46803	Community Outreach Specialist	Reid,Sheika N	1/23/2023	F	\$93,068.97	\$19,358.35	DC	Reg
LOCAL FUNDS	500325	50416	Mayor's Office of Volunterism and Partnerships	51063	Grants Management Specialist	Williams,Justin	3/28/2022	F	\$71,578.83	\$14,888.40	DC	Reg
FEDERAL GRANTS	500325	50416	Mayor's Office of Volunterism and Partnerships	51063	Grants Management Specialist	Williams,Justin	3/28/2022	F	\$71,578.83	\$14,888.40	DC	Reg
LOCAL FUNDS	500325	50416	Mayor's Office of Volunterism and Partnerships	74663	Deputy Director for Grants and	Garcia,George	2/27/2023	F	\$108,199.00	\$22,505.39	DC	Reg
FEDERAL GRANTS	500325	50416	Mayor's Office of Volunterism and Partnerships	74663	Deputy Director for Grants and	Garcia,George	2/27/2023	F	\$108,199.00	\$22,505.39	DC	Reg
LOCAL FUNDS	500325	50416	Mayor's Office of Volunterism and Partnerships	94141	Grants Management Specialist			V	\$83,200.50	\$17,305.70	DC	
FEDERAL GRANTS	500325	50416	Mayor's Office of Volunterism and Partnerships	94141	Grants Management Specialist			V	\$83,200.50	\$17,305.70	DC	
FEDERAL GRANTS	500325	50417	Mayor's Office of Volunterism and Partnerships	42738	National Service Officer	Sacco,Peter E	2/26/2024	F	\$98,288.69	\$20,444.05	DC	Reg
FEDERAL GRANTS	500325	50417	Mayor's Office of Volunterism and Partnerships	47201	Grants Management Specialist	Abruzzo,Caterina F	5/5/2025	F	\$88,720.82	\$18,453.93	DC	Reg
LOCAL FUNDS	500014	50418	Mayor's Office of Volunterism and Partnerships	15624	Public Information Officer	Martin,Kendall D	7/15/2024	F	\$91,035.00	\$18,935.28	DC	Reg
LOCAL FUNDS	500014	50418	Mayor's Office of Volunterism and Partnerships	20041	Director of Operations			V	\$83,200.50	\$17,305.70		
LOCAL FUNDS	500014	50418	Mayor's Office of Volunterism and Partnerships	44811	Neighborhood Corps Specialist	Kinney,Travaughn D.	1/2/2018	F	\$93,068.97	\$19,358.35	MD	Term
LOCAL FUNDS	500014	50418	Mayor's Office of Volunterism and Partnerships	46803	Community Outreach Specialist	Reid,Sheika N	1/23/2023	F	\$93,068.97	\$19,358.35	DC	Reg
LOCAL FUNDS	500014	50418	Mayor's Office of Volunterism and Partnerships	47201	Grants Management Specialist	Abruzzo,Caterina F	5/5/2025	F	\$88,720.82	\$18,453.93	DC	Reg
LOCAL FUNDS	500014	50418	Mayor's Office of Volunterism and Partnerships	72949	Community Emergency Response S	Whalen,Frances E	8/5/2019	F	\$82,189.63	\$17,095.44	DC	Reg
LOCAL FUNDS	500014	50418	Mayor's Office of Volunterism and Partnerships	94141	Grants Management Specialist			V	\$83,200.50	\$17,305.70		
LOCAL FUNDS	500015	50419	Mayor's Office of Volunterism and Partnerships	15624	Public Information Officer	Martin,Kendall D	7/15/2024	F	\$91,035.00	\$18,935.28	DC	Reg
LOCAL FUNDS	500015	50419	Mayor's Office of Volunterism and Partnerships	33691	Community Outreach Specialist	Anderson,Tomika L.	12/30/2024	F	\$79,186.00	\$16,470.69	DC	Reg
LOCAL FUNDS	500015	50419	Mayor's Office of Volunterism and Partnerships	37316	Grants Monitor (Bilingual)	Perdomo,Diana M	11/18/2024	F	\$82,069.00	\$17,070.35	DC	Reg
LOCAL FUNDS	500015	50419	Mayor's Office of Volunterism and Partnerships	40280	Grants Management Specialist (Espitia Arevalo,Ricardo E	2/26/2024	F	\$82,069.00	\$17,070.35	DC	Reg
LOCAL FUNDS	500015	50419	Mayor's Office of Volunterism and Partnerships	42815	Director	Scott,Dominique A	11/18/2024	F	\$136,019.00	\$28,291.95	DC	Reg
LOCAL FUNDS	500015	50419	Mayor's Office of Volunterism and Partnerships	46803	Community Outreach Specialist	Reid,Sheika N	1/23/2023	F	\$93,068.97	\$19,358.35	DC	Reg
LOCAL FUNDS	500015	50419	Mayor's Office of Volunterism and Partnerships	47965	Staff Assistant	McLaurin,Jaheem	12/1/2025	F	\$75,775.00	\$15,761.20	DC	Reg
LOCAL FUNDS	500015	50419	Mayor's Office of Volunterism and Partnerships	51063	Grants Management Specialist	Williams,Justin	3/28/2022	F	\$71,578.83	\$14,888.40	DC	Reg
LOCAL FUNDS	500015	50419	Mayor's Office of Volunterism and Partnerships	74663	Deputy Director for Grants and	Garcia,George	2/27/2023	F	\$108,199.00	\$22,505.39	DC	Reg
LOCAL FUNDS	500015	50419	Mayor's Office of Volunterism and Partnerships	109584	Grants Management Specialist	Reed,Riley E	1/13/2025	F	\$82,069.00	\$17,070.35	DC	Reg
LOCAL FUNDS	500015	50419	Mayor's Office of Volunterism and Partnerships	109988	Grants Management Specialist	Some,Raissa Inir	12/19/2022	F	\$88,720.82	\$18,453.93	DC	Reg

Fund Name	Program	CostCenter	Cost Cebter Description	Position Number	Title	Name	Hire Date	Vacant Status	Salary	Fringe	Residency Status	Reg/Temp/Term
LOCAL FUNDS	500315	50420	Mayor's Office of Policy and Legislative Affairs	44561	POLICY ANALYST	George,Deborah A	1/24/2011	F	\$100,827.00	\$20,972.02	DC	Reg
LOCAL FUNDS	500315	50420	Mayor's Office of Policy and Legislative Affairs	46520	Deputy Director	Harrington,Richard Kevin	8/27/2018	F	\$146,088.41	\$30,386.39	DC	Reg
LOCAL FUNDS	500315	50420	Mayor's Office of Policy and Legislative Affairs	46831	Associate Director of Legislat	Sayama,Aaron	9/26/2022	F	\$112,750.00	\$23,452.00	DC	Reg
LOCAL FUNDS	500315	50420	Mayor's Office of Policy and Legislative Affairs	47250	Administrative Support Special	Alston,Alexis P	3/4/2013	F	\$90,000.00	\$18,720.00	DC	Reg
LOCAL FUNDS	500315	50420	Mayor's Office of Policy and Legislative Affairs	73530	Associate Director of Legislat	Williams,Nadia T	9/11/2023	F	\$100,309.13	\$20,864.30	DC	Reg
LOCAL FUNDS	500315	50420	Mayor's Office of Policy and Legislative Affairs	88334	Deputy Director	Parnes,Naomi E	9/11/2023	F	\$132,057.34	\$27,467.93	DC	Reg
LOCAL FUNDS	500315	50420	Mayor's Office of Policy and Legislative Affairs	94543	Associate Director	Cekuta,Stephen	12/1/2025	F	\$103,309.13	\$21,488.30	DC	Reg
LOCAL FUNDS	500315	50420	Mayor's Office of Policy and Legislative Affairs	97451	Associate Director of Legislat	Arhu,Ebenezer N.	1/30/2023	F	\$100,309.13	\$20,864.30	DC	Reg
LOCAL FUNDS	500315	50420	Mayor's Office of Policy and Legislative Affairs	97452	Special Assistant	Jones-Bey,Myassa	8/29/2022	F	\$88,720.82	\$18,453.93	DC	Reg
LOCAL FUNDS	500315	50420	Mayor's Office of Policy and Legislative Affairs	113251	Associate Director	Stolzenberg,Jake Aaron	12/27/2022	F	\$100,254.49	\$20,852.93	DC	Reg
LOCAL FUNDS	500334	50421	Mayor's Office of Federal and Regional Affairs	42864	Associate Director	Brompton,Christopher	4/22/2024	F	\$112,750.00	\$23,452.00	DC	Reg
LOCAL FUNDS	500334	50421	Mayor's Office of Federal and Regional Affairs	48620	Deputy Director	Kirk,Kody D	5/20/2024	F	\$132,057.34	\$27,467.93	DC	Reg
LOCAL FUNDS	500334	50421	Mayor's Office of Federal and Regional Affairs	71737	Associate Director	Jama,Shukri M	6/20/2023	F	\$97,763.38	\$20,334.78	DC	Reg
LOCAL FUNDS	500334	50421	Mayor's Office of Federal and Regional Affairs	73366	Special Assistant	Parks,Brittini Najanec	6/13/2022	F	\$97,763.38	\$20,334.78	DC	Reg
LOCAL FUNDS	500334	50421	Mayor's Office of Federal and Regional Affairs	73609	Associate Director	Usmayo Macedonio,Adriana	12/16/2024	F	\$94,430.00	\$19,641.44	DC	Reg
LOCAL FUNDS	500334	50421	Mayor's Office of Federal and Regional Affairs	85927	Associate Director	Kiridena,Dasarath Ashan	1/2/2024	F	\$94,430.00	\$19,641.44	DC	Reg

Attachment #2: EOM FY25 Device List

Agency Code	Fiscal Year	First Name	Last Name	Vendor	Service Type	FY Total	FY One Time Charge	Monthly cost	Note
AA	2025	SARA	LAPLANTE	VerizonWL	Cellular	\$350.22	\$ -	\$ -	
AA	2025	CHARITY	BEAM	AT&T	Cellular	\$499.48	\$ -	\$30.84	
AA	2025	DARSHICA	ALLEN	AT&T	Cellular	\$218.92	\$ -	\$0.01	
AA	2025	LINDSEY	PARKER	FirstNet	Cellular	\$542.02	\$ -	\$43.55	
AA	2025	Alex	Rosenberg	FirstNet, Vendor Change: (From 2024-10 To 2024-11 Billed By AT&T) --> (From 2024-11 To 2024-12 Billed By FirstNet)	Cellular	\$856.29	\$ -	\$41.51	
AA	2025	JAY	GILLIAMS	FirstNet	Cellular	\$499.13	\$0.99	\$41.51	
AA	2025	MEGAN	SCHLEY	AT&T	Cellular	\$521.08	\$ -	\$44.03	
AA	2025	PEDRO	MOJICA	VerizonWL	Cellular	\$462.81	\$ -	\$36.55	
AA	2025	AUBREY	PLOURDE	AT&T	Cellular	\$510.63	\$ -	\$41.99	
AA	2025	SYRUS	SCOFIELD	AT&T	Cellular	\$507.89	\$ -	\$44.03	
AA	2025	SPARE	SPARE	VerizonWL	Cellular	\$438.38	\$ -	\$36.55	
AA	2025	LACY	DAVIS	AT&T	Cellular	\$510.63	\$ -	\$41.99	
AA	2025	KARRIE	LEONARD	AT&T	Cellular	\$510.63	\$ -	\$41.99	
AA	2025	ROSA	BURCH	Vendor Change: (From 2025-07 To 2025-07 Billed By VerizonWL) --> (From 2025-07 To 2025-09 Billed By FirstNet), VerizonWL	Cellular	\$440.03	\$ -	\$41.51	
AA	2025	ZOEY	LEWIS	AT&T	Cellular	\$499.48	\$ -	\$30.84	
AA	2025	CHASE	BRISCOE	AT&T	Cellular	\$521.08	\$ -	\$44.03	
AA	2025	ALFONZA	FITZGERALD	FirstNet	Cellular	\$498.15	\$ -	\$41.51	
AA	2025	FRANCES	WHALEN	VerizonWL	Cellular	\$438.38	\$ -	\$36.55	
AA	2025	RAISSA	SOME	AT&T	Cellular	\$510.63	\$ -	\$41.99	
AA	2025	STEVEN	WALKER	FirstNet	Cellular	\$498.15	\$ -	\$41.51	
AA	2025	CARRIE	KOHNS	AT&T	Cellular	\$510.63	\$ -	\$41.99	
AA	2025	KHALID	NAJI-ALLAH	FirstNet	Air-Card/ MiFi	\$434.76	\$ -	\$36.23	
AA	2025	MARIA	BARRY	AT&T	Cellular	\$494.55	\$ -	\$44.03	
AA	2025	KAREN	QUINONES	FirstNet	Cellular	\$498.15	\$ -	\$41.51	
AA	2025	SCOTT	JACKSON	AT&T	Cellular	\$482.04	\$ -	\$41.99	
AA	2025	DARIENNE	FERES-MERCHANT	AT&T	Cellular	\$429.66	\$ -	\$44.03	
AA	2025	GADA	ROBA	AT&T	Cellular	\$510.63	\$ -	\$41.99	
AA	2025	ALEXUS	LYLES	FirstNet, Vendor Change: (From 2024-10 To 2024-11 Billed By AT&T) --> (From 2024-11 To 2024-12 Billed By FirstNet)	Cellular	\$508.97	\$ -	\$41.51	
AA	2025	SPARE	SPARE	FirstNet	Cellular	\$498.15	\$ -	\$41.51	
AA	2025	GABY	VINCENT	VerizonWL	Cellular	\$438.38	\$ -	\$36.55	
AA	2025	RENEE	SCOTT	AT&T	Cellular	\$447.45	\$ -	\$41.99	
AA	2025	MARK	AIKENS	VerizonWL	Cellular	\$438.38	\$ -	\$36.55	
AA	2025	SPARE	SPARE	VerizonWL	Cellular	\$457.64	\$ -	\$39.55	
AA	2025	LEI-SEA	SKY	AT&T	Cellular	\$36.26	\$ -	\$ -	
AA	2025	SHEIKA	REID	VerizonWL	Cellular	\$438.38	\$ -	\$36.55	
AA	2025	ERIKA	SATTERLEE	AT&T	Cellular	\$510.63	\$ -	\$41.99	
AA	2025	SPARE	SPARE	FirstNet	Cellular	\$57.79	\$ -	\$0.01	
AA	2025	SPARE	SPARE	FirstNet	Air-Card/ MiFi	\$173.58	\$ -	\$0.01	
AA	2025	ADAM	LATTIMORE	VerizonWL	Cellular	\$438.38	\$ -	\$36.55	
AA	2025	TIFFANY	WIMENTA	AT&T	Cellular	\$521.08	\$ -	\$44.03	
AA	2025	SPARE	SPARE	FirstNet	Air-Card/ MiFi	\$173.58	\$ -	\$0.01	
AA	2025	KIA	KELLIEBREW	VerizonWL	Cellular	\$438.38	\$ -	\$36.55	
AA	2025	SARE	SPARE	VerizonWL	Cellular	\$269.29	\$ -	\$30.01	
AA	2025	TALIB	SHAKIR	AT&T	Cellular	\$510.63	\$ -	\$41.99	
AA	2025	KENNETH	DOWNING	AT&T	Cellular	\$510.63	\$ -	\$41.99	
AA	2025	YAMILETH	ESCOBAR	VerizonWL	Air-Card/ MiFi	\$268.09	\$ -	\$ -	
AA	2025	SUSANA	CASTILLO	FirstNet, Vendor Change: (From 2024-10 To 2024-11 Billed By AT&T) --> (From 2024-11 To 2024-12 Billed By FirstNet)	Cellular	\$508.97	\$ -	\$41.51	
AA	2025	SPARE	SPARE	VerizonWL	Cellular	\$139.24	\$ -	\$ -	Disconnected
AA	2025	SPARE	SPARE	VerizonWL	Cellular	\$438.38	\$ -	\$36.55	
AA	2025	SPARE	SPARE	FirstNet	Air-Card/ MiFi	\$0.12	\$ -	\$0.01	
AA	2025	KHALID	TEMP	FirstNet	Air-Card/ MiFi	\$384.25	\$ -	\$36.23	
AA	2025	SEDRICK	MUHAMMAD	VerizonWL	Cellular	\$438.38	\$ -	\$36.55	
AA	2025	SPARE	SPARE	VerizonWL	Cellular	\$114.24	\$ -	\$ -	Disconnected
AA	2025	JOCELYN	BUCKLEY	VerizonWL	Tablet with wireless service	\$360.12	\$ -	\$30.01	
AA	2025	LATISHA	ATKINS	VerizonWL	Air-Card/ MiFi	\$268.09	\$ -	\$ -	
AA	2025	HARLIE	JACKSON	AT&T	Cellular	\$385.91	\$ -	\$0.01	
AA	2025	MIA	FOREMAN	VerizonWL	Cellular	\$252.05	\$ -	\$ -	
AA	2025	WILLIAM	COX	AT&T	Cellular	\$532.50	\$ -	\$44.03	
AA	2025	WENDY	GLENN	VerizonWL	Cellular	\$457.64	\$ -	\$39.55	

Agency Code	Fiscal Year	First Name	Last Name	Vendor	Service Type	FY Total	FY One Time Charge	Monthly cost	Note
AA	2025	TONYA	POINDEXTER	FirstNet, Vendor Change: (From 2024-10 To 2024-11 Billed By VerizonWL) --> (From 2024-11 To 2024-12 Billed By FirstNet)	Cellular	\$455.68	\$ -	\$41.51	
AA	2025	PHIL	THOMAS	FirstNet, Vendor Change: (From 2024-10 To 2024-11 Billed By AT&T) --> (From 2024-11 To 2024-12 Billed By FirstNet)	Cellular	\$538.55	\$0.99	\$58.65	
AA	2025	HENRY	JOHNSON	VerizonWL	Cellular	\$438.38	\$ -	\$36.55	
AA	2025	MARIAN	HANCOCK	AT&T	Cellular	\$510.63	\$ -	\$41.99	
AA	2025	NOAH	GLASGOW	VerizonWL	Cellular	\$457.64	\$ -	\$39.55	
AA	2025	MONICA	WATERS	VerizonWL	Cellular	\$171.22	\$ -	\$ -	Disconnected
AA	2025	SPARE	SPARE	AT&T	Cellular	\$521.08	\$ -	\$44.03	
AA	2025	ALVIN	PRINGLE	AT&T	Cellular	\$422.42	\$ -	\$41.99	
AA	2025	JIM	SLATTERY	AT&T	Cellular	\$555.52	\$ -	\$44.03	
AA	2025	TOMAS	TALAMANTE	VerizonWL	Tablet with wireless service	\$152.00	\$ -	\$ -	Disconnected
AA	2025	ISIS	MANLEY	AT&T	Cellular	\$317.86	\$ -	\$44.03	
AA	2025	DANIEL	GLEICK	AT&T, Vendor Change: (From 2025-01 To 2025-02 Billed By AT&T) --> (From 2025-02 To 2025-03 Billed By FirstNet)	Cellular	\$541.44	\$0.99	\$41.51	
AA	2025	SPARE	SPARE	AT&T	Tablet with wireless service	\$270.08	\$0.99	\$36.23	
AA	2025	SPARE	SPARE	FirstNet, Vendor Change: (From 2024-10 To 2024-11 Billed By AT&T) --> (From 2024-11 To 2024-12 Billed By FirstNet)	Cellular	\$508.95	\$ -	\$41.51	
AA	2025	DOMINIQUE	SCOTT	FirstNet	Cellular	\$464.92	\$ -	\$43.55	
AA	2025	AMBER	WRIGHT	AT&T	Cellular	\$555.52	\$ -	\$44.03	
AA	2025	TONYA	POINDEXTER	VerizonWL	Tablet with wireless service	\$360.12	\$ -	\$30.01	
AA	2025	SPARE	SPARE	FirstNet	Cellular	\$222.50	\$ -	\$0.01	
AA	2025	HARRISON	POKU-YEBOAH	FirstNet	Cellular	\$441.91	\$ -	\$43.55	
AA	2025	DESTINY	BROWN	FirstNet	Cellular	\$542.02	\$ -	\$43.55	
AA	2025	JALIA	JOHNSON	FirstNet	Cellular	\$542.02	\$ -	\$43.55	
AA	2025	LONNISHA	COATES	AT&T	Cellular	\$510.63	\$ -	\$41.99	
AA	2025	CHRISTIAN	STARGHILL	AT&T	Cellular	\$521.08	\$ -	\$44.03	
AA	2025	JINWOO	PARK	FirstNet	Cellular	\$2.77	\$ -	\$ -	
AA	2025	PRISCILLA	THOMAS	FirstNet	Cellular	\$292.06	\$ -	\$ -	
AA	2025	SPARE	SPARE	FirstNet	Cellular	\$542.02	\$ -	\$43.55	
AA	2025	RAE	DYSON	FirstNet	Cellular	\$512.04	\$ -	\$43.55	
AA	2025	SONYA	JOSEPH	FirstNet	Cellular	\$542.02	\$ -	\$43.55	
AA	2025	SPARE	SPARE	FirstNet	Cellular	\$0.12	\$ -	\$0.01	
AA	2025	INDYA	WRIGHT	FirstNet	Cellular	\$542.02	\$ -	\$43.55	
AA	2025	SPARE	SPARE	FirstNet	Cellular	\$144.02	\$ -	\$0.01	
AA	2025	NATALEE	SNIDER	VerizonWL	Cellular	\$476.78	\$ -	\$39.55	
AA	2025	KARI	COOKE	VerizonWL	Cellular	\$438.38	\$ -	\$36.55	
AA	2025	JADE	SMITH	FirstNet	Cellular	\$542.02	\$ -	\$43.55	
AA	2025	MARISA	GOLDSTEIN	FirstNet	Cellular	\$542.02	\$ -	\$43.55	
AA	2025	DIAMONIQUE	PARKS	FirstNet	Cellular	\$0.12	\$ -	\$0.01	
AA	2025	SPARE	SPARE	FirstNet	Cellular	\$100.22	\$ -	\$0.01	
AA	2025	SPARE	SPARE	AT&T	Tablet with wireless service	\$369.37	\$0.99	\$23.24	
AA	2025	PETER	SACCO	AT&T	Cellular	\$555.52	\$ -	\$44.03	
AA	2025	SPARE	SPARE	VerizonWL	Tablet with wireless service	\$114.24	\$ -	\$ -	Disconnected
AA	2025	ASTIN	CARPENTER	AT&T	Cellular	\$510.63	\$ -	\$41.99	
AA	2025	KAI	SHANKLIN	AT&T	Cellular	\$510.63	\$ -	\$41.99	
AA	2025	WILLIAM	COX	FirstNet	Tablet with wireless service	\$303.39	\$0.99	\$23.24	
AA	2025	YAMILETH	ESCOBAR	AT&T	Cellular	\$521.08	\$ -	\$44.03	
AA	2025	BEN	DEGUZMAN	FirstNet	Tablet with wireless service	\$368.19	\$0.99	\$23.24	
AA	2025	EOM	ATC	FirstNet	Tablet with wireless service	\$368.19	\$0.99	\$23.24	
AA	2025	MATTHEW	BARCLAY	FirstNet	Tablet with wireless service	\$303.39	\$0.99	\$23.24	
AA	2025	SPARE	SPARE	FirstNet	Tablet with wireless service	\$368.19	\$0.99	\$23.24	
AA	2025	ALY	KABA	FirstNet	Tablet with wireless service	\$368.19	\$0.99	\$23.24	
AA	2025	THEODORE	WREN	FirstNet	Tablet with wireless service	\$368.19	\$0.99	\$23.24	
AA	2025	EOM	HUB	FirstNet	Tablet with wireless service	\$368.19	\$0.99	\$23.24	
AA	2025	MOTA		FirstNet	Tablet with wireless service	\$368.19	\$0.99	\$23.24	
AA	2025	GEORGE	GARCIA	FirstNet	Tablet with wireless service	\$174.56	\$0.99	\$0.01	
AA	2025	NATALEE	SNIDER	FirstNet	Tablet with wireless service	\$368.19	\$0.99	\$23.24	
AA	2025	EOM	HUB	FirstNet	Tablet with wireless service	\$368.19	\$0.99	\$23.24	
AA	2025	EOM	HUB	FirstNet	Tablet with wireless service	\$368.19	\$0.99	\$23.24	
AA	2025	STEPHANIE	ADVINCULA	FirstNet	Tablet with wireless service	\$303.39	\$0.99	\$23.24	
AA	2025	AMBER	WRIGHT	FirstNet	Tablet with wireless service	\$368.19	\$0.99	\$23.24	
AA	2025	JACKIE	REYES	FirstNet	Tablet with wireless service	\$368.19	\$0.99	\$23.24	
AA	2025	ARPA	IPADS	FirstNet	Tablet with wireless service	\$368.19	\$0.99	\$23.24	
AA	2025	ARPA	IPADS	FirstNet	Tablet with wireless service	\$368.19	\$0.99	\$23.24	
AA	2025	ARPA	IPADS	FirstNet	Tablet with wireless service	\$368.19	\$0.99	\$23.24	

Agency Code	Fiscal Year	First Name	Last Name	Vendor	Service Type	FY Total	FY One Time Charge	Monthly cost	Note
AA	2025	JACQUELINE	TING	FirstNet	Tablet with wireless service	\$368.19	\$0.99	\$23.24	
AA	2025	ARPA	IPADS	FirstNet	Tablet with wireless service	\$368.19	\$0.99	\$23.24	
AA	2025	EOM	HUB	FirstNet	Tablet with wireless service	\$368.19	\$0.99	\$23.24	
AA	2025	ARPA	IPADS	FirstNet	Tablet with wireless service	\$368.19	\$0.99	\$23.24	
AA	2025	ARPA	IPADS	FirstNet	Tablet with wireless service	\$368.19	\$0.99	\$23.24	
AA	2025	ARPA	IPADS	FirstNet	Tablet with wireless service	\$368.19	\$0.99	\$23.24	
AA	2025	ARPA	IPADS	FirstNet	Tablet with wireless service	\$368.19	\$0.99	\$23.24	
AA	2025	SAEED	ABDI	FirstNet	Tablet with wireless service	\$368.19	\$0.99	\$23.24	
AA	2025	KISHA	GORE	FirstNet	Tablet with wireless service	\$368.19	\$0.99	\$23.24	
AA	2025	KAREN	QUINONES	FirstNet	Tablet with wireless service	\$368.19	\$0.99	\$23.24	
AA	2025	ADRIANA	MACEDONIO	FirstNet	Tablet with wireless service	\$368.19	\$0.99	\$23.24	
AA	2025	CHRISTOPHER	INGRAM	FirstNet	Tablet with wireless service	\$368.19	\$0.99	\$23.24	
AA	2025	SPARE	SPARE	FirstNet	Tablet with wireless service	\$368.19	\$0.99	\$23.24	
AA	2025	MARIAH	COILTON	FirstNet	Tablet with wireless service	\$368.19	\$0.99	\$23.24	
AA	2025	ALFONZA	FITZGERALD	FirstNet	Tablet with wireless service	\$368.19	\$0.99	\$23.24	
AA	2025	PORCHIA	FOREMAN	FirstNet	Tablet with wireless service	\$368.19	\$0.99	\$23.24	
AA	2025	SPARE	SPARE	FirstNet	Tablet with wireless service	\$368.19	\$0.99	\$23.24	
AA	2025	CHRISTOPHER	POWELL	FirstNet	Tablet with wireless service	\$368.19	\$0.99	\$23.24	
AA	2025	JAPER	BOWLES	FirstNet	Tablet with wireless service	\$368.19	\$0.99	\$23.24	
AA	2025	SPARE	SPARE	FirstNet	Tablet with wireless service	\$368.19	\$0.99	\$23.24	
AA	2025	MOTA		FirstNet	Tablet with wireless service	\$368.19	\$0.99	\$23.24	
AA	2025	EOM	HUB	FirstNet	Tablet with wireless service	\$303.39	\$0.99	\$23.24	
AA	2025	ALEXIS	SQUIRE	FirstNet	Tablet with wireless service	\$368.19	\$0.99	\$23.24	
AA	2025	ARPA	IPADS	FirstNet	Tablet with wireless service	\$368.19	\$0.99	\$23.24	
AA	2025	ARPA	IPADS	FirstNet	Tablet with wireless service	\$368.19	\$0.99	\$23.24	
AA	2025	ARPA	IPADS	FirstNet	Tablet with wireless service	\$368.19	\$0.99	\$23.24	
AA	2025	EOM	HUB	FirstNet	Tablet with wireless service	\$368.19	\$0.99	\$23.24	
AA	2025	CHARLEE	BELL	FirstNet	Tablet with wireless service	\$368.19	\$0.99	\$23.24	
AA	2025	LETICIA	ACOSTA	FirstNet	Tablet with wireless service	\$368.19	\$0.99	\$23.24	
AA	2025	KENDALL	IBSON	FirstNet	Tablet with wireless service	\$368.19	\$0.99	\$23.24	
AA	2025	JAKE	STOLZENBERG	FirstNet	Tablet with wireless service	\$368.19	\$0.99	\$23.24	
AA	2025	SPARE	SPARE	FirstNet	Tablet with wireless service	\$303.39	\$0.99	\$23.24	
AA	2025	CHRISTIAN	STARGHILL	FirstNet	Tablet with wireless service	\$368.19	\$0.99	\$23.24	
AA	2025	TALIB	SHAKIR	FirstNet	Tablet with wireless service	\$368.19	\$0.99	\$23.24	
AA	2025	BRITTTNI	PARKS	FirstNet	Tablet with wireless service	\$368.19	\$0.99	\$23.24	
AA	2025	MARCUS	MANNING	FirstNet	Tablet with wireless service	\$368.19	\$0.99	\$23.24	
AA	2025	ARPA	IPADS	FirstNet	Tablet with wireless service	\$368.19	\$0.99	\$23.24	
AA	2025	YAMILETH	ESCOBAR	FirstNet	Tablet with wireless service	\$368.19	\$0.99	\$23.24	
AA	2025	MOTA		FirstNet	Tablet with wireless service	\$368.19	\$0.99	\$23.24	
AA	2025	MOTA		FirstNet	Tablet with wireless service	\$368.19	\$0.99	\$23.24	
AA	2025	MOTA		FirstNet	Tablet with wireless service	\$368.19	\$0.99	\$23.24	
AA	2025	TONYA	POINDEXTER	FirstNet	Tablet with wireless service	\$368.19	\$0.99	\$23.24	
AA	2025	MOTA		FirstNet	Tablet with wireless service	\$368.19	\$0.99	\$23.24	
AA	2025	VIDA	RANGEL	FirstNet	Tablet with wireless service	\$368.19	\$0.99	\$23.24	
AA	2025	MOTA		FirstNet	Tablet with wireless service	\$368.19	\$0.99	\$23.24	
AA	2025	MOTA		FirstNet	Tablet with wireless service	\$368.19	\$0.99	\$23.24	
AA	2025	MOTA		FirstNet	Tablet with wireless service	\$368.19	\$0.99	\$23.24	
AA	2025	SPARE	SPARE	VerizonWL	Cellular	\$357.45	\$ -	\$36.55	
AA	2025	JULIUS	TERRY	VerizonWL	Cellular	\$474.38	\$ -	\$39.55	
AA	2025	LAWRENCE	DAVIN	VerizonWL	Air-Card/ Mifi	\$268.09	\$ -	\$ -	
AA	2025	WILLIAM	COX	VerizonWL	Air-Card/ Mifi	\$268.09	\$ -	\$ -	
AA	2025	MOTA		FirstNet	Tablet with wireless service	\$368.19	\$0.99	\$23.24	
AA	2025	RICHARD	LIVINGSTONE	FirstNet	Tablet with wireless service	\$368.19	\$0.99	\$23.24	
AA	2025	ARPA	IPADS	FirstNet	Tablet with wireless service	\$109.76	\$0.99	\$0.01	
AA	2025	ARPA	IPADS	FirstNet	Tablet with wireless service	\$368.19	\$0.99	\$23.24	
AA	2025	SUSPENDED	SUSPENDED	FirstNet	Tablet with wireless service	\$372.91	\$0.99	\$23.24	
AA	2025	NOAH	GLASGOW	FirstNet	Tablet with wireless service	\$303.39	\$0.99	\$23.24	
AA	2025	WPI	WOMEN	FirstNet	Tablet with wireless service	\$368.19	\$0.99	\$23.24	
AA	2025	MOWPI	IPAD	FirstNet	Tablet with wireless service	\$368.19	\$0.99	\$23.24	
AA	2025	ASFAW	ASFAW	FirstNet	Tablet with wireless service	\$368.19	\$0.99	\$23.24	
AA	2025	JASMINE	COILTON	FirstNet	Tablet with wireless service	\$372.91	\$0.99	\$23.24	
AA	2025	ALFONZA	FITZGERALD	FirstNet	Tablet with wireless service	\$368.19	\$0.99	\$23.24	

Agency Code	Fiscal Year	First Name	Last Name	Vendor	Service Type	FY Total	FY One Time Charge	Monthly cost	Note	
AA	2025	ALEX	ROSENBERG	FirstNet	Tablet with wireless service	\$368.19	\$0.99	\$23.24		
AA	2025	ARPA	IPADS	FirstNet	Tablet with wireless service	\$368.19	\$0.99	\$23.24		
AA	2025	EOM	HUB	FirstNet	Tablet with wireless service	\$303.39	\$0.99	\$23.24		
AA	2025	LEI-SEA	SKY	FirstNet	Tablet with wireless service	\$368.19	\$0.99	\$23.24		
AA	2025	KARI	COOKE	FirstNet	Tablet with wireless service	\$368.19	\$0.99	\$23.24		
AA	2025	MODDHH	EOM	FirstNet	Tablet with wireless service	\$368.19	\$0.99	\$23.24		
AA	2025	ANIKA	HOLMES	AT&T	Cellular	\$140.51	\$ -	\$41.99		
AA	2025	KERIE	SCURRY-BURNS	AT&T	Cellular	\$419.11	\$ -	\$44.03		
AA	2025	MERRY	GEBRETSADIK	AT&T	Cellular	\$383.66	\$ -	\$41.99		
AA	2025	SPARES	SPARE	AT&T	Cellular	\$510.63	\$ -	\$41.99		
AA	2025	THOMAS	BOWEN	VerizonWL	Air-Card/ MiFi	\$180.99	\$ -	\$ -	Disconnected	
AA	2025	ADRIANA	MACEDONIO	VerizonWL	Air-Card/ MiFi	\$198.07	\$ -	\$ -	Disconnected	
AA	2025	MURIEL	BOWSER	FirstNet	Cellular	\$542.02	\$ -	\$43.55		
AA	2025	KENNY	JOHNSON	VerizonWL	Cellular	\$438.38	\$ -	\$36.55		
AA	2025	SPARE	SPARE	VerizonWL	Cellular	\$326.41	\$ -	\$ -		
AA	2025	ALFONZA	FITZGERALD	VerizonWL	Tablet with wireless service	\$360.12	\$ -	\$30.01		
AA	2025	ROSA	BURCH	VerizonWL	Tablet with wireless service	\$152.00	\$ -	\$ -	Disconnected	
AA	2025	DONTE	MINTZ	VerizonWL	Air-Card/ MiFi	\$360.23	\$ -	\$30.01		
AA	2025	SPARE	SPARE	AT&T	Cellular	\$140.51	\$ -	\$41.99		
AA	2025	JONATHAN	WILLIAMS	VerizonWL	Cellular	\$360.12	\$ -	\$30.01		
AA	2025	KENDALL	GIBSON	VerizonWL	Air-Card/ MiFi	\$268.09	\$ -	\$ -		
AA	2025	NOAH	GLASGOW	VerizonWL	Air-Card/ MiFi	\$268.09	\$ -	\$ -		
AA	2025	GINA	RUPERT	FirstNet	Cellular	\$498.15	\$ -	\$41.51		
AA	2025	KHALID	NAJI-ALLAH	FirstNet, VerizonWL	Cellular	\$334.14	\$ -	\$41.51		
AA	2025	CATHERINE	BOUCREE	AT&T	Cellular	\$510.63	\$ -	\$41.99		
AA	2025	SPARE	SPARE	FirstNet	Cellular	\$498.15	\$ -	\$41.51		
AA	2025	TRE	BRACEY	AT&T	Cellular	\$555.52	\$ -	\$44.03		
AA	2025	BRITTON	PARKS	AT&T	Cellular	\$510.63	\$ -	\$41.99		
AA	2025	IAN	SYBLIS	AT&T	Cellular	\$421.42	\$ -	\$41.99		
AA	2025	TIERRA	CARTER	AT&T	Cellular	\$510.63	\$ -	\$41.99		
AA	2025	QUENTIN	MILNER	AT&T	Cellular	\$521.08	\$ -	\$44.03		
AA	2025	ALY	KABA	AT&T	Cellular	\$510.63	\$ -	\$41.99		
AA	2025	BETSY	CAVENDISH	FirstNet, Vendor Change: (From 2024-10 To 2024-11 Billed By AT&T) --> (From 2024-11 To 2024-12 Billed By FirstNet)		Cellular	\$508.96	\$ -	\$41.51	
AA	2025	LISA	BRANNOCK	AT&T	Cellular	\$555.52	\$ -	\$44.03		
AA	2025	STEPHANIE	ADVINCULA	AT&T	Cellular	\$521.08	\$ -	\$44.03		
AA	2025	SPARE	SPARE	FirstNet	Cellular	\$229.55	\$ -	\$0.01		
AA	2025	DAVID	KANBERGS	AT&T	Cellular	\$198.17	\$ -	\$44.03		
AA	2025	SPARE	SPARE	VerizonWL	Cellular	\$438.38	\$ -	\$36.55		
AA	2025	PAUL	SAMBERG	FirstNet	Cellular	\$498.15	\$ -	\$41.51		
AA	2025	TALIB	SHAKIR	VerizonWL	Air-Card/ MiFi	\$360.12	\$ -	\$30.01		
AA	2025	SUSANA	CASTILLO	VerizonWL	Tablet with wireless service	\$152.00	\$ -	\$ -	Disconnected	
AA	2025	WORKU	MENGESHA	VerizonWL	Tablet with wireless service	\$360.12	\$ -	\$30.01		
AA	2025	SPARE	SPARE	VerizonWL	Tablet with wireless service	\$114.24	\$ -	\$ -	Disconnected	
AA	2025	SPARE	SPARE	VerizonWL	Cellular	\$313.38	\$ -	\$ -		
AA	2025	ANTHONY	ROBERTSON	VerizonWL	Air-Card/ MiFi	\$268.09	\$ -	\$ -		
AA	2025	ALFONZA	FITZGERALD	VerizonWL	Cellular	\$152.00	\$ -	\$ -	Disconnected	
AA	2025	STEPHANIE	BLACK	VerizonWL	Air-Card/ MiFi	\$360.12	\$ -	\$30.01		
AA	2025	ALEXIS	SEENEY	AT&T	Cellular	\$510.63	\$ -	\$41.99		
AA	2025	ANTHONY	BLACK	VerizonWL	Air-Card/ MiFi	\$360.12	\$ -	\$30.01		
AA	2025	TALIB	SHAKIR	VerizonWL	Air-Card/ MiFi	\$268.09	\$ -	\$ -		
AA	2025	BAILEY	MARYFIELD	VerizonWL	Cellular	\$195.52	\$ -	\$ -		
AA	2025	SPARE	SPARE	VerizonWL	Cellular	\$327.83	\$ -	\$36.55		
AA	2025	JULIUS	TERRY	VerizonWL	Air-Card/ MiFi	\$268.09	\$ -	\$ -		
AA	2025	SPAREATC	SPARE	VerizonWL	Cellular	\$327.83	\$ -	\$36.55		
AA	2025	SPARE	SPARE	VerizonWL	Cellular	\$354.75	\$ -	\$39.55		
AA	2025	JASMINE	COILTON	FirstNet, Vendor Change: (From 2024-10 To 2024-11 Billed By VerizonWL) --> (From 2024-11 To 2024-12 Billed By FirstNet)		Cellular	\$455.68	\$ -	\$41.51	
AA	2025	JACOB	SOBEL	VerizonWL	Cellular	\$436.09	\$ -	\$36.55		
AA	2025	KIMBERLY	ULAN	VerizonWL	Cellular	\$438.38	\$ -	\$36.55		
AA	2025	SPARE	SPARE	AT&T	Cellular	\$487.82	\$ -	\$41.99		
AA	2025	LETICIA	ACOSTA	VerizonWL	Cellular	\$438.38	\$ -	\$36.55		
AA	2025	SUSANA	CASTILLO	VerizonWL	Air-Card/ MiFi	\$360.12	\$ -	\$30.01		
AA	2025	CHRISTIAN	STARGHILL	VerizonWL	Air-Card/ MiFi	\$198.07	\$ -	\$ -	Disconnected	

Agency Code	Fiscal Year	First Name	Last Name	Vendor	Service Type	FY Total	FY One Time Charge	Monthly cost	Note
AA	2025	SPARE	SPARE	VerizonWL	Cellular	\$438.38	\$ -	\$36.55	
AA	2025	DANAE	HARRISON	VerizonWL	Cellular	\$438.38	\$ -	\$36.55	
AA	2025	RASHEED	GIBBS	VerizonWL	Air-Card/ MiFi	\$360.12	\$ -	\$30.01	
AA	2025	SPARE	SPARE	VerizonWL	Cellular	\$327.83	\$ -	\$36.55	
AA	2025	LETICIA	ACOSTA	VerizonWL	Air-Card/ MiFi	\$268.09	\$ -	\$ -	
AA	2025	TOMÁS	TALAMANTE	FirstNet	Cellular	\$845.82	\$ -	\$56.61	
AA	2025	EOM	ATC	FirstNet	Cellular	\$499.13	\$0.99	\$41.51	
AA	2025	ROSA	BURCH	VerizonWL	Tablet with wireless service	\$360.12	\$ -	\$30.01	
AA	2025	MARIAH	COILTON	VerizonWL	Cellular	\$457.64	\$ -	\$39.55	
AA	2025	ERIC	MULLINS	VerizonWL	Tablet with wireless service	\$297.08	\$ -	\$ -	
AA	2025	CHRISTOPHER	INGRAM	VerizonWL	Air-Card/ MiFi	\$198.07	\$ -	\$ -	Disconnected
AA	2025	TRAVAUGHN	KINNEY	VerizonWL	Cellular	\$438.38	\$ -	\$36.55	
AA	2025	AUBREY	PLOURDE	VerizonWL	Air-Card/ MiFi	\$351.09	\$ -	\$30.01	
AA	2025	PERISHA	DIXON	VerizonWL	Cellular	\$438.38	\$ -	\$36.55	
AA	2025	SPARE	SPARE	VerizonWL	Cellular	\$327.83	\$ -	\$36.55	
AA	2025	SPARE	SPARE	AT&T	Cellular	\$510.63	\$ -	\$41.99	
AA	2025	JAPER	BOWLES	FirstNet	Cellular	\$498.15	\$ -	\$41.51	
AA	2025	TIA	MINOR	AT&T	Cellular	\$510.63	\$ -	\$41.99	
AA	2025	RYAN	ARRENDELL	AT&T	Cellular	\$431.38	\$ -	\$0.01	
AA	2025	SPARE	SPARE	VerizonWL	Cellular	\$474.38	\$ -	\$39.55	
AA	2025	SPARE	SPARE	FirstNet	Cellular	\$222.50	\$ -	\$0.01	
AA	2025	KENDALL	MARTIN	AT&T	Cellular	\$555.52	\$ -	\$44.03	
AA	2025	NAOMI	PARNES	AT&T	Cellular	\$148.92	\$ -	\$44.03	
AA	2025	JAHEEM	MCLAURIN	VerizonWL	Cellular	\$438.38	\$ -	\$36.55	
AA	2025	STEPHANIE	BLACK	AT&T, Vendor Change: (From 2025-01 To 2025-02 Billed By AT&T) --> (From 2025-02 To 2025-03 Billed By FirstNet)	Cellular	\$536.88	\$0.99	\$41.51	
AA	2025	ANTHONY	BLACK	AT&T	Cellular	\$510.63	\$ -	\$41.99	
AA	2025	BRADLEY	CANNON	AT&T	Cellular	\$409.10	\$ -	\$41.99	
AA	2025	AALYHIA	SHILLOW	AT&T	Cellular	\$0.12	\$ -	\$0.01	
AA	2025	GABRIELLA	POLLAN	AT&T	Cellular	\$369.37	\$0.99	\$23.24	
AA	2025	KENDALL	GIBSON	AT&T	Cellular	\$91.18	\$0.99	\$0.01	
AA	2025	SALAH	CZAPARY	AT&T	Cellular	\$510.63	\$ -	\$41.99	
AA	2025	VERNON	SIMMONS	AT&T	Cellular	\$276.92	\$0.99	\$41.99	
AA	2025	KENDALL	MARTIN	VerizonWL	Air-Card/ MiFi	\$360.12	\$ -	\$30.01	
AA	2025	NATASHA	DUPEE	FirstNet	Cellular	\$498.15	\$ -	\$41.51	
AA	2025	JOHN	FALCICCHIO	FirstNet	Cellular	\$542.02	\$ -	\$43.55	
AA	2025	SPARE	SPARE	VerizonWL	Cellular	\$354.75	\$ -	\$39.55	
AA	2025	SPARE	SPARE	AT&T	Tablet with wireless service	\$276.04	\$0.99	\$23.24	
AA	2025	SPARE	SPARE	AT&T	Tablet with wireless service	\$210.02	\$ -	\$0.01	
AA	2025	MARCUS	MANNING	AT&T	Cellular	\$276.04	\$0.99	\$23.24	
AA	2025	MURIEL	BOWSER	AT&T	Tablet with wireless service	\$366.78	\$ -	\$23.24	
AA	2025	ALLY	SCHULTZ	VerizonWL	Cellular	\$474.38	\$ -	\$39.55	
AA	2025	JASMINE	JACKSON	VerizonWL	Cellular	\$438.38	\$ -	\$36.55	
AA	2025	ERICA	JONES	VerizonWL	Cellular	\$438.38	\$ -	\$36.55	
AA	2025	JOCELYN	BUCKLEY	FirstNet, VerizonWL	Cellular	\$242.87	\$0.99	\$41.51	
AA	2025	VIDA	RANGEL	VerizonWL	Cellular	\$438.38	\$ -	\$36.55	
AA	2025	JOHN	FALCICCHIO	AT&T	Tablet with wireless service	\$366.78	\$ -	\$23.24	
AA	2025	JERMAINE	DILLON	AT&T	Cellular	\$250.59	\$ -	\$0.01	
AA	2025	WILLIAM	LAWSON	AT&T	Cellular	\$510.63	\$ -	\$41.99	
AA	2025	CATERINA	ABRUZZO	AT&T	Cellular	\$407.88	\$ -	\$41.99	
AA	2025	NICOLAS	REYES	AT&T	Cellular	\$510.63	\$ -	\$41.99	
AA	2025	SIERRA	PERSON	AT&T	Cellular	\$20.63	\$ -	\$20.52	
AA	2025	NDEYE	NDIAYE	AT&T	Cellular	\$510.63	\$ -	\$41.99	
AA	2025	TYRON	JACKSON	AT&T	Cellular	\$558.00	\$ -	\$44.03	
AA	2025	SPARE	SPARE	FirstNet	Cellular	\$543.00	\$0.99	\$43.55	
AA	2025	WADE	WALLACE	AT&T	Cellular	\$222.57	\$ -	\$ -	
AA	2025	ANDREW	SHAPIRO	VerizonWL	Cellular	\$327.83	\$ -	\$36.55	
AA	2025	CHARMAINE	ECCLES	VerizonWL	Cellular	\$438.38	\$ -	\$36.55	
AA	2025	JAMES	BASSETT	FirstNet, Vendor Change: (From 2024-10 To 2024-11 Billed By AT&T) --> (From 2024-11 To 2024-12 Billed By FirstNet)	Cellular	\$508.97	\$ -	\$41.51	
AA	2025	ALEXANDRE	SAGNA	AT&T	Cellular	\$510.63	\$ -	\$41.99	
AA	2025	JOHN	FALCICCHIO	AT&T	Cellular	\$245.16	\$ -	\$0.01	
AA	2025	VIVIANA	NAPIER	VerizonWL	Cellular	\$327.64	\$ -	\$36.55	
AA	2025	MICHAEL	PORCELLO	VerizonWL	Cellular	\$474.38	\$ -	\$39.55	

Agency Code	Fiscal Year	First Name	Last Name	Vendor	Service Type	FY Total	FY One Time Charge	Monthly cost	Note
AA	2025	CARMEN	MELGAR	VerizonWL	Cellular	\$438.38	\$ -	\$36.55	
AA	2025	CHRISTIAN	STARGHILL	VerizonWL	Air-Card/ MiFi	\$360.12	\$ -	\$30.01	
AA	2025	WHITNEY	SWEETWINE	VerizonWL	Air-Card/ MiFi	\$360.12	\$ -	\$30.01	
AA	2025	SPARE	SPARE	VerizonWL	Tablet with wireless service	\$101.66	\$ -	\$ -	
AA	2025	SHARNELLE	ANTHONY	AT&T	Cellular	\$555.52	\$ -	\$44.03	
AA	2025	SPARE	SPARE	AT&T	Cellular	\$0.12	\$ -	\$0.01	
AA	2025	ANDERS	POKELA	AT&T	Cellular	\$149.04	\$0.99	\$0.01	
AA	2025	MYASSA	JONES-BEY	AT&T	Cellular	\$510.63	\$ -	\$41.99	
AA	2025	COREY	BOWEN	AT&T	Cellular	\$555.52	\$ -	\$44.03	
AA	2025	ALFONZA	FITZGERALD	VerizonWL	Tablet with wireless service	\$360.12	\$ -	\$30.01	
AA	2025	CHARLEE	BELL	VerizonWL	Air-Card/ MiFi	\$158.78	\$ -	\$ -	Disconnected
AA	2025	WENDY	GLENN	VerizonWL	Air-Card/ MiFi	\$179.73	\$ -	\$ -	Disconnected
AA	2025	STEPHANIE	ADVINCULA	VerizonWL	Tablet with wireless service	\$268.09	\$ -	\$ -	
AA	2025	VERNON	SIMMONS	VerizonWL	Cellular	\$327.83	\$ -	\$36.55	
AA	2025	SPARE	SPARE	FirstNet	Cellular	\$0.12	\$ -	\$0.01	
AA	2025	SPARE	SPARE	VerizonWL	Cellular	\$474.38	\$ -	\$39.55	
AA	2025	TOMIKA	ANDERSON	VerizonWL	Cellular	\$474.38	\$ -	\$39.55	
AA	2025	ROBERT	RHOADS	VerizonWL	Cellular	\$438.38	\$ -	\$36.55	
AA	2025	JIMIKA	WILLIAMS	AT&T	Cellular	\$521.08	\$ -	\$44.03	
AA	2025	DYMOND	JONES	AT&T	Cellular	\$510.63	\$ -	\$41.99	
AA	2025	GEORGE	GARCIA	AT&T	Cellular	\$510.63	\$ -	\$41.99	
AA	2025	KAYLA	GREEN	AT&T	Cellular	\$312.78	\$ -	\$41.99	
AA	2025	MARCUS	MANNING	VerizonWL	Air-Card/ MiFi	\$158.78	\$ -	\$ -	Disconnected
AA	2025	DEREK	JOHNSON	VerizonWL	Air-Card/ MiFi	\$158.78	\$ -	\$ -	Disconnected
AA	2025	MATTHEW	HENDERSON1	VerizonWL	Cellular	\$438.38	\$ -	\$36.55	
AA	2025	DIGITAL	TEAM	VerizonWL	Air-Card/ MiFi	\$360.12	\$ -	\$30.01	
AA	2025	LAUREN	CARPENTER	AT&T	Cellular	\$0.12	\$ -	\$0.01	
AA	2025	SPARE	SPARE	VerizonWL	Cellular	\$455.12	\$ -	\$36.55	
AA	2025	JANELLE	EDGE	VerizonWL	Cellular	\$438.38	\$ -	\$36.55	
AA	2025	JACQUELINE	TING	AT&T	Cellular	\$510.63	\$ -	\$41.99	
AA	2025	CRAIG	BLAIR	AT&T	Cellular	\$209.31	\$ -	\$44.03	
AA	2025	JULIUS	TERRY	AT&T	Cellular	\$521.08	\$ -	\$44.03	
AA	2025	SPARE	SPARE	VerizonWL	Cellular	\$441.50	\$ -	\$36.55	
AA	2025	ALANA	BRAY	VerizonWL	Cellular	\$438.38	\$ -	\$36.55	
AA	2025	KEITH	MINOR	VerizonWL	Cellular	\$438.38	\$ -	\$36.55	
AA	2025	SPARES	SPARE	FirstNet	Cellular	\$478.55	\$ -	\$21.91	
AA	2025	TADAI	ABILLA	VerizonWL	Air-Card/ MiFi	\$268.09	\$ -	\$ -	
AA	2025	JULIE	NORRIS	VerizonWL	Air-Card/ MiFi	\$158.78	\$ -	\$ -	Disconnected
AA	2025	ROBERT	TOPENIO	VerizonWL	Air-Card/ MiFi	\$158.78	\$ -	\$ -	Disconnected
AA	2025	EUGENE	KINLOW	VerizonWL	Air-Card/ MiFi	\$179.48	\$ -	\$ -	Disconnected
AA	2025	CALEB	CAMARA	VerizonWL	Air-Card/ MiFi	\$360.12	\$ -	\$30.01	
AA	2025	ANTHONY	SMITH	FirstNet, Vendor Change: (From 2024-10 To 2024-11 Billed By VerizonWL) --> (From 2024-11 To 2024-12 Billed By FirstNet)	Cellular	\$455.68	\$ -	\$41.51	
AA	2025	Payments	Account Level		Account Level	(\$2,166.62)	\$ -	\$0.00	
AP	2025	SOYOUNG	KIM	AT&T	Cellular	\$509.63	\$ -	\$41.99	
AP	2025	TAERI	KIM	AT&T	Cellular	\$413.49	\$ -	\$41.99	
AP	2025	SPARE	SPARE	AT&T	Cellular	\$219.19	\$ -	\$0.01	
AP	2025	SPARE	SPARE	AT&T	Cellular	\$62.34	\$ -	\$47.37	
AP	2025	YOONG	TRINH	AT&T	Cellular	\$510.63	\$ -	\$41.99	
AP	2025	QING	XU	VerizonWL	Cellular	\$438.38	\$ -	\$36.55	
AP	2025	AKINA	HARADA	AT&T	Cellular	\$508.09	\$ -	\$41.99	
AP	2025	SOO-HYUN	KIM	AT&T	Cellular	\$510.63	\$ -	\$41.99	
AP	2025	NHAT	ROST	VerizonWL	Cellular	\$438.38	\$ -	\$36.55	
AP	2025	KRISTEN	HE	AT&T	Cellular	\$510.63	\$ -	\$41.99	
AP	2025	LAP	NGUYEN	AT&T	Cellular	\$510.63	\$ -	\$41.99	
AP	2025	BEN	DEGUZMAN	AT&T	Cellular	\$510.63	\$ -	\$41.99	
AP	2025	JOHN	CHEEK	AT&T	Air-Card/ MiFi	\$191.22	\$ -	\$ -	Disconnected
AP	2025	DISCONNECT	DISCONNECT	VerizonWL	Air-Card/ MiFi	\$115.20	\$ -	\$ -	Disconnected
AP	2025	SPARE	SPARE	VerizonWL	Air-Card/ MiFi	\$360.12	\$ -	\$30.01	
AP	2025	DISCONNECT	DISCONNECT	VerizonWL	Air-Card/ MiFi	\$151.04	\$ -	\$ -	Disconnected
AP	2025	YUHSUAN	HUANG	AT&T	Cellular	\$510.63	\$ -	\$41.99	
AP	2025	SARA	PARK	AT&T	Cellular	\$510.63	\$ -	\$41.99	
AP	2025	SPARE	SPARE	VerizonWL	Air-Card/ MiFi	\$412.04	\$ -	\$36.55	

Agency Code	Fiscal Year	First Name	Last Name	Vendor	Service Type	FY Total	FY One Time Charge	Monthly cost	Note
AP	2025	CELINE	ERB	VerizonWL	Cellular	\$438.38	\$ -	\$36.55	
AP	2025	CHEN	GUO	VerizonWL	Cellular	\$438.38	\$ -	\$36.55	
AP	2025	HOANG	EDULLANTES	VerizonWL	Cellular	\$438.38	\$ -	\$36.55	
AP	2025	Payments	Account Level		Account Level	(\$207.45)	\$ -	\$ -	
RC	2025	SHARON	SCOTT	AT&T	Cellular	\$441.94	\$ -	\$44.03	
RC	2025	BOBBY	HARRIS	AT&T	Cellular	\$510.63	\$ -	\$41.99	
RC	2025	LAMONT	CAREY	AT&T	Cellular	\$555.52	\$ -	\$44.03	
RC	2025	JULIAN	HURLEY	AT&T	Cellular	\$530.38	\$ -	\$41.99	
RC	2025	KENDRA	BRANTLEY	AT&T	Cellular	\$323.46	\$0.99	\$41.99	
RC	2025	SYLVIE	MAUNGA	VerizonWL	Cellular	\$438.38	\$ -	\$36.55	
RC	2025	RICHARD	REED	AT&T	Cellular	\$510.63	\$ -	\$41.99	
RC	2025	TAKIERA	GREEN	VerizonWL	Cellular	\$438.38	\$ -	\$36.55	
RC	2025	MARK	FORD	AT&T	Cellular	\$333.46	\$0.99	\$44.03	
RC	2025	CAMRON	BASS	AT&T	Cellular	\$77.24	\$ -	\$ -	
RC	2025	LAROYA	HUFF	AT&T	Tablet with wireless service	\$369.38	\$ -	\$23.24	
RC	2025	MARCUS	DANTLEY	AT&T	Cellular	\$349.96	\$ -	\$41.99	
RC	2025	SPARE	SPARE	AT&T	Cellular	\$510.63	\$ -	\$41.99	
RC	2025	LAROYA	HUFF	AT&T	Cellular	\$510.63	\$ -	\$41.99	
RC	2025	SPARE	SPARE	AT&T	Tablet with wireless service	\$363.47	\$ -	\$17.33	
RC	2025	SPARE	SPARE	AT&T	Tablet with wireless service	\$369.38	\$ -	\$23.24	
RC	2025	SPARE	SPARE	AT&T	Cellular	\$0.12	\$ -	\$0.01	
RC	2025	RASHAWD	LEWIS	AT&T	Cellular	\$333.46	\$0.99	\$44.03	
RC	2025	RILEY	REED	AT&T	Cellular	\$510.63	\$ -	\$41.99	
RC	2025	KEMIKO	BRADLEY	AT&T	Cellular	\$555.52	\$ -	\$44.03	
RC	2025	JORDYN	SEIDE	AT&T	Cellular	\$555.51	\$0.99	\$44.03	
RC	2025	ALICIAD.	JACKSON	AT&T	Cellular	\$510.63	\$ -	\$41.99	
RC	2025	JORDYN	SEIDE	AT&T	Tablet with wireless service	\$369.38	\$ -	\$23.24	
RC	2025	SPARE	SPARE	AT&T	Tablet with wireless service	\$290.34	\$ -	\$23.24	
RC	2025	CAMRON	BASS	AT&T	Tablet with wireless service	\$369.38	\$ -	\$23.24	
RC	2025	WILLIAM	LAWSON	AT&T	Tablet with wireless service	\$369.38	\$ -	\$23.24	
RC	2025	ENRIQUE	LOPEZ	AT&T	Tablet with wireless service	\$369.38	\$ -	\$23.24	
RC	2025	LAMONT	CAREY	AT&T	Tablet with wireless service	\$369.38	\$ -	\$23.24	
RC	2025	MARCQUIS	TAPP-FORD	AT&T	Tablet with wireless service	\$369.38	\$ -	\$23.24	
RC	2025	SPARE	SPARE	AT&T	Tablet with wireless service	\$369.38	\$ -	\$23.24	
RC	2025	PHILLIP	KELLEY	AT&T	Tablet with wireless service	\$369.38	\$ -	\$23.24	
RC	2025	INTAKE	ONE	AT&T	Tablet with wireless service	\$369.38	\$ -	\$23.24	
RC	2025	MICHAEL	JACKSON	AT&T	Tablet with wireless service	\$369.38	\$ -	\$23.24	
RC	2025	CIARA	TAYLOR	AT&T	Tablet with wireless service	\$369.38	\$ -	\$23.24	
RC	2025	LAMONT	CAREY	AT&T	Tablet with wireless service	\$369.38	\$ -	\$23.24	
RC	2025	SYLVIE	MAUNGA	AT&T	Tablet with wireless service	\$369.38	\$ -	\$23.24	
RC	2025	GLORIA	MARTINEZ	AT&T	Tablet with wireless service	\$369.38	\$ -	\$23.24	
RC	2025	EOM	ATC	AT&T	Tablet with wireless service	\$369.38	\$ -	\$23.24	
RC	2025	ENRIQUE	LOPEZ	AT&T	Cellular	\$509.38	\$ -	\$41.99	
RC	2025	LACY	DAVIS	VerizonWL	Cellular	\$438.38	\$ -	\$36.55	
RC	2025	Payments	Account Level		Account Level	\$1,324.69	\$ -	\$ -	
BZ	2025	ANA	A-FERGUSON	AT&T	Cellular	\$273.33	\$ -	\$0.01	
BZ	2025	SPARE	SPARE	AT&T	Tablet with wireless service	\$316.63	\$0.99	\$41.99	
BZ	2025	SPARE	SPARE	AT&T	Tablet with wireless service	\$482.33	\$0.99	\$41.99	
BZ	2025	ANGEL	TREJO	AT&T	Tablet with wireless service	\$263.49	\$0.99	\$41.99	
BZ	2025	EDUARDO	PERDOMO	AT&T	Cellular	\$510.64	\$ -	\$41.99	
BZ	2025	MALKA	LASKY	AT&T	Cellular	\$245.03	\$0.99	\$0.01	
BZ	2025	NICOLE	CASTANEDA	AT&T	Cellular	\$489.08	\$ -	\$41.99	
BZ	2025	MARIA	CRESPO	AT&T	Cellular	\$489.09	\$ -	\$41.99	
BZ	2025	INGRID	GUTIERREZ	AT&T	Cellular	\$273.33	\$ -	\$0.01	
BZ	2025	SPARE	SPARE	AT&T	Cellular	\$510.64	\$ -	\$41.99	
BZ	2025	DIANA	PERDOMO	AT&T	Cellular	\$508.09	\$ -	\$41.99	
BZ	2025	RICARDO	ESPITIA	AT&T	Cellular	\$510.63	\$ -	\$41.99	
BZ	2025	CRISTIAN	SALGADO	VerizonWL	Cellular	\$438.38	\$ -	\$36.55	
BZ	2025	SPARE	SPARE	VerizonWL	Cellular	\$438.38	\$ -	\$36.55	
BZ	2025	Payments	Account Level		Account Level	\$287.45	\$ -	\$ -	
VA	2025	LAURA	ABUBEKR	AT&T	Cellular	\$501.86	\$0.99	\$41.99	
VA	2025	JULIAN	PURDY	AT&T, VerizonWL	Cellular	\$119.28	\$ -	\$5.88	

Agency Code	Fiscal Year	First Name	Last Name	Vendor	Service Type	FY Total	FY One Time Charge	Monthly cost	Note
VA	2025	MONICA	WATERS	AT&T	Cellular	(\$50.98)	\$0.99	\$5.88	
VA	2025	SPARE	SPARE	AT&T	Cellular	\$141.50	\$ -	\$0.01	
VA	2025	ELLIOT	TOMMINGO	AT&T	Tablet with wireless service	\$141.50	\$ -	\$0.01	
VA	2025	SPARE	SPARE	AT&T	Cellular	\$124.16	\$ -	\$0.01	
VA	2025	PIP	BAITINGER	AT&T	Cellular	\$501.86	\$0.99	\$41.99	
VA	2025	CHARLETTE	WOODARD	AT&T	Cellular	\$501.86	\$0.99	\$41.99	
VA	2025	SPARE	SPARE	AT&T	Cellular	\$241.40	\$0.99	\$ -	Disconnected
VA	2025	ARIEL	WEEKS	AT&T, VerizonWL	Cellular	\$214.70	\$ -	\$5.88	
VA	2025	NICK	HARRISON	AT&T, VerizonWL	Cellular	\$209.47	\$ -	\$ -	
VA	2025	SPARE	SPARE	AT&T, VerizonWL	Cellular	\$171.94	\$ -	\$5.88	
VA	2025	FALLON	WILLIAMS	AT&T	Cellular	\$500.87	\$ -	\$41.99	
VA	2025	SPARE	SPARE	AT&T	Cellular	\$240.40	\$0.99	\$ -	
VA	2025			AT&T		\$3.96	\$ -	\$ -	
VA	2025	Payments	Account Level		Account Level	(\$87.10)	\$ -	\$0.00	
AQ	2025			FirstNet	Cellular	\$22.68	\$ -	\$3.24	#REF!

Attachment #2: EOM FY26 Device List

Agency Code	Fiscal Year	First Name	Last Name	Vendor	Service Type	FY Total	FY One Time Charge	OCT	NOV	DEC	Note
AA	2026	ANA	A-FERGUSON	AT&T	Cellular	\$0.02	\$ -	\$0.01	\$0.01	\$ -	Merged to AA
AA	2026	LAURA	ABUBEKR	AT&T	Cellular	\$61.87	\$ -	\$19.82	\$42.05	\$ -	
AA	2026	LAURA	ABUBEKR	AT&T	Cellular	\$22.22	\$ -	\$22.22	\$ -	\$ -	Merged to AA
AA	2026	CHARITY	BEAM	AT&T	Cellular	\$63.14	\$ -	\$21.09	\$42.05	\$ -	
AA	2026	DARSHICA	ALLEN	AT&T	Cellular	\$63.14	\$ -	\$21.09	\$42.05	\$ -	
AA	2026	LINDSEY	PARKER	FirstNet	Cellular	\$87.20	\$ -	\$43.60	\$43.60	\$ -	
AA	2026	SOYOUNG	KIM	AT&T	Cellular	\$61.87	\$ -	\$19.82	\$42.05	\$ -	
AA	2026	SOYOUNG	KIM	AT&T	Cellular	\$22.22	\$ -	\$22.22	\$ -	\$ -	Merged to AA
AA	2026	TAERI	KIM	AT&T	Cellular	\$61.87	\$ -	\$19.82	\$42.05	\$ -	
AA	2026	TAERI	KIM	AT&T	Cellular	\$22.22	\$ -	\$22.22	\$ -	\$ -	Merged to AA
AA	2026		ALEXROSENBERG	FirstNet	Cellular	\$83.12	\$ -	\$41.56	\$41.56	\$ -	
AA	2026	JAY	GILLIAMS	FirstNet	Cellular	\$83.12	\$ -	\$41.56	\$41.56	\$ -	
AA	2026	MEGAN	SCHLEY	AT&T	Cellular	\$88.22	\$ -	\$44.11	\$44.11	\$ -	
AA	2026	PEDRO	MOJICA	VerizonWL	Cellular	\$73.14	\$ -	\$36.57	\$36.57	\$ -	
AA	2026	SPARE	SPARE	AT&T	Cellular	\$63.13	\$ -	\$21.08	\$42.05	\$ -	
AA	2026	SPARE	SPARE	AT&T	Cellular	\$0.01	\$ -	\$0.01	\$ -	\$ -	Merged to AA
AA	2026	AUBREY	PLOURDE	AT&T	Cellular	\$84.10	\$ -	\$42.05	\$42.05	\$ -	
AA	2026	SYRUS	SCOFIELD	AT&T	Cellular	\$88.22	\$ -	\$44.11	\$44.11	\$ -	
AA	2026	SPARE	SPARE	VerizonWL	Cellular	\$73.14	\$ -	\$36.57	\$36.57	\$ -	
AA	2026	LACY	DAVIS	AT&T	Cellular	\$84.10	\$ -	\$42.05	\$42.05	\$ -	
AA	2026	KARRIE	LEONARD	AT&T	Cellular	\$84.10	\$ -	\$42.05	\$42.05	\$ -	
AA	2026		ROSABURCH	FirstNet	Cellular	\$83.12	\$ -	\$41.56	\$41.56	\$ -	
AA	2026	ZOEY	LEWIS	AT&T	Cellular	\$63.14	\$ -	\$21.09	\$42.05	\$ -	
AA	2026	CHASE	BRISCOE	AT&T	Cellular	\$88.22	\$ -	\$44.11	\$44.11	\$ -	
AA	2026		ALFONZAFITZGERALD	FirstNet	Cellular	\$83.12	\$ -	\$41.56	\$41.56	\$ -	
AA	2026	FRANCES	WHALEN	VerizonWL	Cellular	\$73.14	\$ -	\$36.57	\$36.57	\$ -	
AA	2026	RAISSA	SOME	AT&T	Cellular	\$84.10	\$ -	\$42.05	\$42.05	\$ -	
AA	2026	STEVEN	WALKER	FirstNet	Cellular	\$83.12	\$ -	\$41.56	\$41.56	\$ -	
AA	2026	CARRIE	KOHNS	AT&T	Cellular	\$84.10	\$ -	\$42.05	\$42.05	\$ -	
AA	2026	KHALID	NAJI-ALLAH	FirstNet	Air-Card/ MiFi	\$72.46	\$ -	\$36.23	\$36.23	\$ -	
AA	2026	SPARE	SPARE	AT&T	Cellular	\$61.87	\$ -	\$19.82	\$42.05	\$ -	
AA	2026	SPARE	SPARE	AT&T	Cellular	\$23.22	\$ -	\$23.22	\$ -	\$ -	Merged to AA
AA	2026	MARIA	BARRY	AT&T	Cellular	\$88.22	\$ -	\$44.11	\$44.11	\$ -	
AA	2026	KAREN	QUINONES	FirstNet	Cellular	\$83.12	\$ -	\$41.56	\$41.56	\$ -	
AA	2026	SCOTT	JACKSON	AT&T	Cellular	\$84.10	\$ -	\$42.05	\$42.05	\$ -	
AA	2026	DARIENNE	FERES-MERCHANT	AT&T	Cellular	\$88.22	\$ -	\$44.11	\$44.11	\$ -	
AA	2026	GADA	ROBA	AT&T	Cellular	\$84.10	\$ -	\$42.05	\$42.05	\$ -	
AA	2026	ALEXUS	LYLES	FirstNet	Cellular	\$83.12	\$ -	\$41.56	\$41.56	\$ -	
AA	2026	SPARE	SPARE	FirstNet	Cellular	\$83.12	\$ -	\$41.56	\$41.56	\$ -	
AA	2026	GABY	VINCENT	VerizonWL	Cellular	\$73.14	\$ -	\$36.57	\$36.57	\$ -	
AA	2026	RENEE	SCOTT	AT&T	Cellular	\$84.10	\$ -	\$42.05	\$42.05	\$ -	
AA	2026	MARK	AIKENS	VerizonWL	Cellular	\$73.14	\$ -	\$36.57	\$36.57	\$ -	
AA	2026	SPARE	SPARE	VerizonWL	Cellular	\$79.14	\$ -	\$39.57	\$39.57	\$ -	
AA	2026	SHEIKA	REID	VerizonWL	Cellular	\$73.14	\$ -	\$36.57	\$36.57	\$ -	

Agency Code	Fiscal Year	First Name	Last Name	Vendor	Service Type	FY Total	FY One Time Charge	OCT	NOV	DEC	Note
AA	2026	SHARON	SCOTT	AT&T	Cellular	\$88.22	\$ -	\$44.11	\$44.11	\$ -	Merged to AA
AA	2026	ERIKA	SATTERLEE	AT&T	Cellular	\$84.10	\$ -	\$42.05	\$42.05	\$ -	
AA	2026	BOBBY	HARRIS	AT&T	Cellular	\$84.10	\$ -	\$42.05	\$42.05	\$ -	Merged to AA
AA	2026	SPARE	SPARE	FirstNet	Cellular	\$0.02	\$ -	\$0.01	\$0.01	\$ -	
AA	2026	SPARE	SPARE	FirstNet	Air-Card/ MiFi	\$0.02	\$ -	\$0.01	\$0.01	\$ -	
AA	2026	ADAM	LATTIMORE	VerizonWL	Cellular	\$73.14	\$ -	\$36.57	\$36.57	\$ -	
AA	2026	LAMONT	CAREY	AT&T	Cellular	\$88.22	\$ -	\$44.11	\$44.11	\$ -	Merged to AA
AA	2026	TIFFANY	WIMENTA	AT&T	Cellular	\$88.22	\$ -	\$44.11	\$44.11	\$ -	
AA	2026	SPARE	SPARE	FirstNet	Air-Card/ MiFi	\$0.02	\$ -	\$0.01	\$0.01	\$ -	
AA	2026	SPARE	SPARE	AT&T	Tablet with wireless service	\$84.10	\$ -	\$42.05	\$42.05	\$ -	Merged to AA
AA	2026	SPARE	SPARE	AT&T	Tablet with wireless service	\$84.10	\$ -	\$42.05	\$42.05	\$ -	Merged to AA
AA	2026	KIA	KELLIEBREW	VerizonWL	Cellular	\$73.14	\$ -	\$36.57	\$36.57	\$ -	
AA	2026	SARE	SPARE	VerizonWL	Air-Card/ MiFi	\$60.02	\$ -	\$30.01	\$30.01	\$ -	
AA	2026	TALIB	SHAKIR	AT&T	Cellular	\$84.10	\$ -	\$42.05	\$42.05	\$ -	
AA	2026	JULIAN	PURDY	AT&T	Cellular	\$42.13	\$ -	\$19.82	\$22.31	\$ -	
AA	2026	JULIAN	PURDY	AT&T	Cellular	\$12.34	\$ -	\$12.34	\$ -	\$ -	Merged to AA
AA	2026	KENNETH	DOWNING	AT&T	Cellular	\$84.10	\$ -	\$42.05	\$42.05	\$ -	
AA	2026	JULIAN	HURLEY	AT&T	Cellular	\$84.10	\$ -	\$42.05	\$42.05	\$ -	Merged to AA
AA	2026	YAMILETH	ESCOBAR	VerizonWL	Air-Card/ MiFi	\$64.02	\$ -	\$34.01	\$30.01	\$ -	
AA	2026	SUSANA	CASTILLO	FirstNet	Cellular	\$83.12	\$ -	\$41.56	\$41.56	\$ -	
AA	2026	SPARE	SPARE	VerizonWL	Cellular	\$73.14	\$ -	\$36.57	\$36.57	\$ -	
AA	2026	SPARE	SPARE	FirstNet	Air-Card/ MiFi	\$0.02	\$ -	\$0.01	\$0.01	\$ -	
AA	2026	KHALID	TEMP	FirstNet	Air-Card/ MiFi	\$72.46	\$ -	\$36.23	\$36.23	\$ -	
AA	2026	KENDRA	BRANTLEY	AT&T	Cellular	\$84.10	\$ -	\$42.05	\$42.05	\$ -	Merged to AA
AA	2026	SEDRICK	MUHAMMAD	VerizonWL	Cellular	\$73.14	\$ -	\$36.57	\$36.57	\$ -	
AA	2026	SYLVIE	MAUNGA	VerizonWL	Cellular	\$73.14	\$ -	\$36.57	\$36.57	\$ -	Merged to AA
AA	2026	JOCELYN	BUCKLEY	VerizonWL	Tablet with wireless service	\$60.02	\$ -	\$30.01	\$30.01	\$ -	
AA	2026	LATISHA	ATKINS	VerizonWL	Air-Card/ MiFi	\$64.02	\$ -	\$34.01	\$30.01	\$ -	
AA	2026	YOONG	TRINH	AT&T	Cellular	\$61.87	\$ -	\$19.82	\$42.05	\$ -	
AA	2026	YOONG	TRINH	AT&T	Cellular	\$22.22	\$ -	\$22.22	\$ -	\$ -	Merged to AA
AA	2026	HARLIE	JACKSON	AT&T	Cellular	\$58.16	\$ -	\$16.11	\$42.05	\$ -	
AA	2026	ANGEL	TREJO	AT&T	Tablet with wireless service	\$84.10	\$ -	\$42.05	\$42.05	\$ -	Merged to AA
AA	2026	EDUARDO	PERDOMO	AT&T	Cellular	\$84.10	\$ -	\$42.05	\$42.05	\$ -	Merged to AA
AA	2026	WILLIAM	COX	AT&T	Cellular	\$88.22	\$ -	\$44.11	\$44.11	\$ -	
AA	2026	MALKA	LASKY	AT&T	Cellular	\$0.02	\$ -	\$0.01	\$0.01	\$ -	Merged to AA
AA	2026	WENDY	GLENN	VerizonWL	Cellular	\$79.14	\$ -	\$39.57	\$39.57	\$ -	
AA	2026	TONYA	POINDEXTER	FirstNet	Cellular	\$83.12	\$ -	\$41.56	\$41.56	\$ -	
AA	2026	PHIL	THOMAS	FirstNet	Cellular	\$87.20	\$ -	\$43.60	\$43.60	\$ -	
AA	2026	HENRY	JOHNSON	VerizonWL	Cellular	\$73.14	\$ -	\$36.57	\$36.57	\$ -	
AA	2026	NICOLE	CASTANEDA	AT&T	Cellular	\$84.10	\$ -	\$42.05	\$42.05	\$ -	Merged to AA
AA	2026	MARIAN	HANCOCK	AT&T	Cellular	\$84.10	\$ -	\$42.05	\$42.05	\$ -	
AA	2026	NOAH	GLASGOW	VerizonWL	Cellular	\$79.14	\$ -	\$39.57	\$39.57	\$ -	
AA	2026	MONICA	WATERS	AT&T	Cellular	\$61.87	\$ -	\$19.82	\$42.05	\$ -	
AA	2026	MONICA	WATERS	AT&T	Cellular	\$22.22	\$ -	\$22.22	\$ -	\$ -	Merged to AA
AA	2026	Ward2	mocrs	AT&T	Cellular	\$88.22	\$ -	\$44.11	\$44.11	\$ -	
AA	2026	SPARE	SPARE	AT&T	Tablet with wireless service	\$0.01	\$ -	\$0.01	\$ -	\$ -	Merged to AA
AA	2026	ELLIOT	TOMMINGO	AT&T	Tablet with wireless service	\$0.01	\$ -	\$0.01	\$ -	\$ -	Merged to AA

Agency Code	Fiscal Year	First Name	Last Name	Vendor	Service Type	FY Total	FY One Time Charge	OCT	NOV	DEC	Note
AA	2026	SPARE	SPARE	AT&T	Tablet with wireless service	\$0.01	\$ -	\$0.01	\$ -	\$ -	Merged to AA
AA	2026	ALVIN	PRINGLE	AT&T	Cellular	\$35.80	\$ -	\$35.80	\$ -	\$ -	Disconnected
AA	2026	JIM	SLATTERY	AT&T	Cellular	\$88.22	\$ -	\$44.11	\$44.11	\$ -	
AA	2026	ISIS	MANLEY	AT&T	Cellular	\$88.22	\$ -	\$44.11	\$44.11	\$ -	
AA	2026	QING	XU	VerizonWL	Cellular	\$73.14	\$ -	\$36.57	\$36.57	\$ -	Merged to AA
AA	2026	AKINA	HARADA	AT&T	Cellular	\$61.87	\$ -	\$19.82	\$42.05	\$ -	
AA	2026	AKINA	HARADA	AT&T	Cellular	\$22.22	\$ -	\$22.22	\$ -	\$ -	Merged to AA
AA	2026	DANIEL	GLEICK	FirstNet	Cellular	\$83.12	\$ -	\$41.56	\$41.56	\$ -	
AA	2026	SPARE	SPARE	AT&T	Tablet with wireless service	\$72.46	\$ -	\$36.23	\$36.23	\$ -	
AA	2026	SPARE	SPARE	FirstNet	Cellular	\$83.12	\$ -	\$41.56	\$41.56	\$ -	
AA	2026	DOMINIQUE	SCOTT	FirstNet	Cellular	\$87.20	\$ -	\$43.60	\$43.60	\$ -	
AA	2026	AMBER	WRIGHT	AT&T	Cellular	\$88.22	\$ -	\$44.11	\$44.11	\$ -	
AA	2026	TONYA	POINDEXTER	VerizonWL	Tablet with wireless service	\$60.02	\$ -	\$30.01	\$30.01	\$ -	
AA	2026	SPARE	SPARE	FirstNet	Cellular	\$0.02	\$ -	\$0.01	\$0.01	\$ -	
AA	2026	HARRISON	POKU-YEBOAH	FirstNet	Cellular	\$87.20	\$ -	\$43.60	\$43.60	\$ -	
AA	2026	DESTINY	BROWN	FirstNet	Cellular	\$87.20	\$ -	\$43.60	\$43.60	\$ -	
AA	2026	JALIA	JOHNSON	FirstNet	Cellular	\$87.20	\$ -	\$43.60	\$43.60	\$ -	
AA	2026	LONNISHA	COATES	AT&T	Cellular	\$84.10	\$ -	\$42.05	\$42.05	\$ -	
AA	2026	RICHARD	REED	AT&T	Cellular	\$84.10	\$ -	\$42.05	\$42.05	\$ -	Merged to AA
AA	2026	CHRISTIAN	STARGHILL	AT&T	Cellular	\$88.22	\$ -	\$44.11	\$44.11	\$ -	
AA	2026	SPARE	SPARE	FirstNet	Cellular	\$87.20	\$ -	\$43.60	\$43.60	\$ -	
AA	2026	RAE	DYSON	FirstNet	Cellular	\$87.20	\$ -	\$43.60	\$43.60	\$ -	
AA	2026	SONYA	JOSEPH	FirstNet	Cellular	\$87.20	\$ -	\$43.60	\$43.60	\$ -	
AA	2026	SPARE	SPARE	FirstNet	Cellular	\$0.02	\$ -	\$0.01	\$0.01	\$ -	
AA	2026	INDYA	WRIGHT	FirstNet	Cellular	\$87.20	\$ -	\$43.60	\$43.60	\$ -	
AA	2026	SPARE	SPARE	FirstNet	Cellular	\$0.02	\$ -	\$0.01	\$0.01	\$ -	
AA	2026	NATALEE	SNIDER	VerizonWL	Cellular	\$79.14	\$ -	\$39.57	\$39.57	\$ -	
AA	2026	KARI	COOKE	VerizonWL	Cellular	\$73.14	\$ -	\$36.57	\$36.57	\$ -	
AA	2026	PIP	BAITINGER	AT&T	Cellular	\$61.87	\$ -	\$19.82	\$42.05	\$ -	
AA	2026	PIP	BAITINGER	AT&T	Cellular	\$22.22	\$ -	\$22.22	\$ -	\$ -	Merged to AA
AA	2026	CHARLETTE	WOODARD	AT&T	Cellular	\$61.87	\$ -	\$19.82	\$42.05	\$ -	
AA	2026	CHARLETTE	WOODARD	AT&T	Cellular	\$22.22	\$ -	\$22.22	\$ -	\$ -	Merged to AA
AA	2026	JADE	SMITH	FirstNet	Cellular	\$87.20	\$ -	\$43.60	\$43.60	\$ -	
AA	2026	MARISA	GOLDSTEIN	FirstNet	Cellular	\$87.20	\$ -	\$43.60	\$43.60	\$ -	
AA	2026	DIAMONIQUE	PARKS	FirstNet	Cellular	\$0.02	\$ -	\$0.01	\$0.01	\$ -	
AA	2026	SPARE	SPARE	FirstNet	Cellular	\$0.02	\$ -	\$0.01	\$0.01	\$ -	
AA	2026	SPARE	SPARE	AT&T	Tablet with wireless service	\$23.25	\$ -	\$23.24	\$0.01	\$ -	
AA	2026	PETER	SACCO	AT&T	Cellular	\$88.22	\$ -	\$44.11	\$44.11	\$ -	
AA	2026	ASTIN	CARPENTER	AT&T	Cellular	\$84.10	\$ -	\$42.05	\$42.05	\$ -	
AA	2026	KAI	SHANKLIN	AT&T	Cellular	\$84.10	\$ -	\$42.05	\$42.05	\$ -	
AA	2026	WILLIAM	COX	FirstNet	Tablet with wireless service	\$46.48	\$ -	\$23.24	\$23.24	\$ -	
AA	2026	YAMILETH	ESCOBAR	AT&T	Cellular	\$88.22	\$ -	\$44.11	\$44.11	\$ -	
AA	2026	BEN	DEGUZMAN	FirstNet	Tablet with wireless service	\$46.48	\$ -	\$23.24	\$23.24	\$ -	
AA	2026	SPARE	SPARE	FirstNet	Tablet with wireless service	\$46.48	\$ -	\$23.24	\$23.24	\$ -	
AA	2026	MATTHEW	BARCLAY	FirstNet	Tablet with wireless service	\$46.48	\$ -	\$23.24	\$23.24	\$ -	
AA	2026	SPARE	SPARE	FirstNet	Tablet with wireless service	\$46.48	\$ -	\$23.24	\$23.24	\$ -	
AA	2026	ALY	KABA	FirstNet	Tablet with wireless service	\$46.48	\$ -	\$23.24	\$23.24	\$ -	

Agency Code	Fiscal Year	First Name	Last Name	Vendor	Service Type	FY Total	FY One Time Charge	OCT	NOV	DEC	Note
AA	2026	THEODORE	WREN	FirstNet	Tablet with wireless service	\$46.48	\$ -	\$23.24	\$23.24	\$ -	
AA	2026	EOM	HUB	FirstNet	Tablet with wireless service	\$46.48	\$ -	\$23.24	\$23.24	\$ -	
AA	2026	MOTA		FirstNet	Tablet with wireless service	\$46.48	\$ -	\$23.24	\$23.24	\$ -	
AA	2026	GEORGE	GARCIA	FirstNet	Tablet with wireless service	\$0.02	\$ -	\$0.01	\$0.01	\$ -	
AA	2026	NATALEE	SNIDER	FirstNet	Tablet with wireless service	\$46.48	\$ -	\$23.24	\$23.24	\$ -	
AA	2026	EOM	HUB	FirstNet	Tablet with wireless service	\$46.48	\$ -	\$23.24	\$23.24	\$ -	
AA	2026	EOM	HUB	FirstNet	Tablet with wireless service	\$46.48	\$ -	\$23.24	\$23.24	\$ -	
AA	2026	STEPHANIE	ADVINCULA	FirstNet	Tablet with wireless service	\$46.48	\$ -	\$23.24	\$23.24	\$ -	
AA	2026	AMBER	WRIGHT	FirstNet	Tablet with wireless service	\$46.48	\$ -	\$23.24	\$23.24	\$ -	
AA	2026	JACKIE	REYES	FirstNet	Tablet with wireless service	\$46.48	\$ -	\$23.24	\$23.24	\$ -	
AA	2026	EOM	EVENT IPADS	FirstNet	Tablet with wireless service	\$46.48	\$ -	\$23.24	\$23.24	\$ -	
AA	2026	ARPA	IPADS	FirstNet	Tablet with wireless service	\$46.48	\$ -	\$23.24	\$23.24	\$ -	
AA	2026	EOM	EVENT IPADS	FirstNet	Tablet with wireless service	\$46.48	\$ -	\$23.24	\$23.24	\$ -	
AA	2026	JACQUELINE	TING	FirstNet	Tablet with wireless service	\$46.48	\$ -	\$23.24	\$23.24	\$ -	
AA	2026	EOM	EVENT IPADS	FirstNet	Tablet with wireless service	\$46.48	\$ -	\$23.24	\$23.24	\$ -	
AA	2026	EOM	HUB	FirstNet	Tablet with wireless service	\$46.48	\$ -	\$23.24	\$23.24	\$ -	
AA	2026	EOM	EVENT IPADS	FirstNet	Tablet with wireless service	\$46.48	\$ -	\$23.24	\$23.24	\$ -	
AA	2026	EOM	EVENT IPADS	FirstNet	Tablet with wireless service	\$46.48	\$ -	\$23.24	\$23.24	\$ -	
AA	2026	ARPA	IPADS	FirstNet	Tablet with wireless service	\$46.48	\$ -	\$23.24	\$23.24	\$ -	
AA	2026	EOM	EVENT IPADS	FirstNet	Tablet with wireless service	\$46.48	\$ -	\$23.24	\$23.24	\$ -	
AA	2026	SAEED	ABDI	FirstNet	Tablet with wireless service	\$46.48	\$ -	\$23.24	\$23.24	\$ -	
AA	2026	KISHA	GORE	FirstNet	Tablet with wireless service	\$46.48	\$ -	\$23.24	\$23.24	\$ -	
AA	2026	KAREN	QUINONES	FirstNet	Tablet with wireless service	\$46.48	\$ -	\$23.24	\$23.24	\$ -	
AA	2026	ADRIANA	MACEDONIO	FirstNet	Tablet with wireless service	\$46.48	\$ -	\$23.24	\$23.24	\$ -	
AA	2026	CHRISTOPHER	INGRAM	FirstNet	Tablet with wireless service	\$46.48	\$ -	\$23.24	\$23.24	\$ -	
AA	2026	EOM	EVENT IPADS	FirstNet	Tablet with wireless service	\$46.48	\$ -	\$23.24	\$23.24	\$ -	
AA	2026	MARIAH	COLTON	FirstNet	Tablet with wireless service	\$46.48	\$ -	\$23.24	\$23.24	\$ -	
AA	2026	ALFONZA	FITZGERALD	FirstNet	Tablet with wireless service	\$46.48	\$ -	\$23.24	\$23.24	\$ -	
AA	2026	PORCHIA	FOREMAN	FirstNet	Tablet with wireless service	\$46.48	\$ -	\$23.24	\$23.24	\$ -	
AA	2026	EOM	EVENT IPADS	FirstNet	Tablet with wireless service	\$46.48	\$ -	\$23.24	\$23.24	\$ -	
AA	2026	CHRISTOPHER	POWELL	FirstNet	Tablet with wireless service	\$46.48	\$ -	\$23.24	\$23.24	\$ -	
AA	2026	JAPER	BOWLES	FirstNet	Tablet with wireless service	\$46.48	\$ -	\$23.24	\$23.24	\$ -	
AA	2026	EOM	EVENT IPADS	FirstNet	Tablet with wireless service	\$46.48	\$ -	\$23.24	\$23.24	\$ -	
AA	2026	MOTA		FirstNet	Tablet with wireless service	\$46.48	\$ -	\$23.24	\$23.24	\$ -	
AA	2026	EOM	HUB	FirstNet	Tablet with wireless service	\$46.48	\$ -	\$23.24	\$23.24	\$ -	
AA	2026	ALEXIS	SQUIRE	FirstNet	Tablet with wireless service	\$46.48	\$ -	\$23.24	\$23.24	\$ -	
AA	2026	EOM	EVENT IPADS	FirstNet	Tablet with wireless service	\$46.48	\$ -	\$23.24	\$23.24	\$ -	
AA	2026	EOM	EVENT IPADS	FirstNet	Tablet with wireless service	\$46.48	\$ -	\$23.24	\$23.24	\$ -	
AA	2026	ARPA	IPADS	FirstNet	Tablet with wireless service	\$46.48	\$ -	\$23.24	\$23.24	\$ -	
AA	2026	EOM	HUB	FirstNet	Tablet with wireless service	\$46.48	\$ -	\$23.24	\$23.24	\$ -	
AA	2026	CHARLEE	BELL	FirstNet	Tablet with wireless service	\$46.48	\$ -	\$23.24	\$23.24	\$ -	
AA	2026	LETICIA	ACOSTA	FirstNet	Tablet with wireless service	\$46.48	\$ -	\$23.24	\$23.24	\$ -	
AA	2026	KENDALL	IBSON	FirstNet	Tablet with wireless service	\$46.48	\$ -	\$23.24	\$23.24	\$ -	
AA	2026	JAKE	STOLZENBERG	FirstNet	Tablet with wireless service	\$46.48	\$ -	\$23.24	\$23.24	\$ -	
AA	2026	SPARE	SPARE	FirstNet	Tablet with wireless service	\$46.48	\$ -	\$23.24	\$23.24	\$ -	
AA	2026	CHRISTIAN	STARGHILL	FirstNet	Tablet with wireless service	\$46.48	\$ -	\$23.24	\$23.24	\$ -	
AA	2026	TALIB	SHAKIR	FirstNet	Tablet with wireless service	\$46.48	\$ -	\$23.24	\$23.24	\$ -	

Agency Code	Fiscal Year	First Name	Last Name	Vendor	Service Type	FY Total	FY One Time Charge	OCT	NOV	DEC	Note
AA	2026	BRITNI	PARKS	FirstNet	Tablet with wireless service	\$46.48	\$ -	\$23.24	\$23.24	\$ -	
AA	2026	MARCUS	MANNING	FirstNet	Tablet with wireless service	\$46.48	\$ -	\$23.24	\$23.24	\$ -	
AA	2026	SPARE	SPARE	FirstNet	Tablet with wireless service	\$46.48	\$ -	\$23.24	\$23.24	\$ -	
AA	2026	YAMILETH	ESCOBAR	FirstNet	Tablet with wireless service	\$46.48	\$ -	\$23.24	\$23.24	\$ -	
AA	2026	MOTA		FirstNet	Tablet with wireless service	\$46.48	\$ -	\$23.24	\$23.24	\$ -	
AA	2026	MOTA		FirstNet	Tablet with wireless service	\$46.48	\$ -	\$23.24	\$23.24	\$ -	
AA	2026	MOTA		FirstNet	Tablet with wireless service	\$46.48	\$ -	\$23.24	\$23.24	\$ -	
AA	2026	TONYA	POINDEXTER	FirstNet	Tablet with wireless service	\$46.48	\$ -	\$23.24	\$23.24	\$ -	
AA	2026	MOTA		FirstNet	Tablet with wireless service	\$46.48	\$ -	\$23.24	\$23.24	\$ -	
AA	2026	VIDA	RANGEL	FirstNet	Tablet with wireless service	\$46.48	\$ -	\$23.24	\$23.24	\$ -	
AA	2026	MOTA		FirstNet	Tablet with wireless service	\$46.48	\$ -	\$23.24	\$23.24	\$ -	
AA	2026	MOTA		FirstNet	Tablet with wireless service	\$46.48	\$ -	\$23.24	\$23.24	\$ -	
AA	2026	MOTA		FirstNet	Tablet with wireless service	\$46.48	\$ -	\$23.24	\$23.24	\$ -	
AA	2026	SPARE	SPARE	VerizonWL	Cellular	\$73.14	\$ -	\$36.57	\$36.57	\$ -	
AA	2026	JULIUS	TERRY	VerizonWL	Cellular	\$79.14	\$ -	\$39.57	\$39.57	\$ -	
AA	2026	TAKIERA	GREEN	VerizonWL	Cellular	\$73.14	\$ -	\$36.57	\$36.57	\$ -	Merged to AA
AA	2026	LAWRENCE	DAVIN	VerizonWL	Air-Card/ MiFi	\$64.02	\$ -	\$34.01	\$30.01	\$ -	
AA	2026	WILLIAM	COX	VerizonWL	Air-Card/ MiFi	\$64.02	\$ -	\$34.01	\$30.01	\$ -	
AA	2026	MOTA		FirstNet	Tablet with wireless service	\$46.48	\$ -	\$23.24	\$23.24	\$ -	
AA	2026	RICHARD	LIVINGSTONE	FirstNet	Tablet with wireless service	\$46.48	\$ -	\$23.24	\$23.24	\$ -	
AA	2026	SPARE	SPARE	FirstNet	Tablet with wireless service	\$0.02	\$ -	\$0.01	\$0.01	\$ -	
AA	2026	SPARE	SPARE	FirstNet	Tablet with wireless service	\$46.48	\$ -	\$23.24	\$23.24	\$ -	
AA	2026	SUSPENDED	SUSPENDED	FirstNet	Tablet with wireless service	\$46.48	\$ -	\$23.24	\$23.24	\$ -	
AA	2026	NOAH	GLASGOW	FirstNet	Tablet with wireless service	\$46.48	\$ -	\$23.24	\$23.24	\$ -	
AA	2026	WPI	WOMEN	FirstNet	Tablet with wireless service	\$46.48	\$ -	\$23.24	\$23.24	\$ -	
AA	2026	MOWPI	IPAD	FirstNet	Tablet with wireless service	\$46.48	\$ -	\$23.24	\$23.24	\$ -	
AA	2026	ASFAW	ASFAW	FirstNet	Tablet with wireless service	\$46.48	\$ -	\$23.24	\$23.24	\$ -	
AA	2026	JASMINE	COILTON	FirstNet	Tablet with wireless service	\$46.48	\$ -	\$23.24	\$23.24	\$ -	
AA	2026	ALFONZA	FITZGERALD	FirstNet	Tablet with wireless service	\$46.48	\$ -	\$23.24	\$23.24	\$ -	
AA	2026	ALEX	ROSENBERG	FirstNet	Tablet with wireless service	\$46.48	\$ -	\$23.24	\$23.24	\$ -	
AA	2026	ARPA	IPADS	FirstNet	Tablet with wireless service	\$46.48	\$ -	\$23.24	\$23.24	\$ -	
AA	2026	EOM	HUB	FirstNet	Tablet with wireless service	\$46.48	\$ -	\$23.24	\$23.24	\$ -	
AA	2026	LEI-SEA	SKY	FirstNet	Tablet with wireless service	\$46.48	\$ -	\$23.24	\$23.24	\$ -	
AA	2026	KARI	COOKE	FirstNet	Tablet with wireless service	\$46.48	\$ -	\$23.24	\$23.24	\$ -	
AA	2026	MODDHH	EOM	FirstNet	Tablet with wireless service	\$46.48	\$ -	\$23.24	\$23.24	\$ -	
AA	2026	ANIKA	HOLMES	AT&T	Cellular	\$84.10	\$ -	\$42.05	\$42.05	\$ -	
AA	2026	MARK	FORD	AT&T	Cellular	\$88.22	\$ -	\$44.11	\$44.11	\$ -	Merged to AA
AA	2026	KERIE	SCURRY-BURNS	AT&T	Cellular	\$88.22	\$ -	\$44.11	\$44.11	\$ -	
AA	2026	MERRY	GEBRETSADIK	AT&T	Cellular	\$84.10	\$ -	\$42.05	\$42.05	\$ -	
AA	2026	SPARES	SPARE	AT&T	Cellular	\$84.10	\$ -	\$42.05	\$42.05	\$ -	
AA	2026	ADRIANA	MACEDONIO	VerizonWL	Air-Card/ MiFi	\$64.02	\$ -	\$34.01	\$30.01	\$ -	
AA	2026	MURIEL	BOWSER	FirstNet	Cellular	\$87.20	\$ -	\$43.60	\$43.60	\$ -	
AA	2026	SOO-HYUN	KIM	AT&T	Cellular	\$63.13	\$ -	\$21.08	\$42.05	\$ -	
AA	2026	SOO-HYUN	KIM	AT&T	Cellular	\$21.00	\$ -	\$21.00	\$ -	\$ -	Merged to AA
AA	2026	KENNY	JOHNSON	VerizonWL	Cellular	\$73.14	\$ -	\$36.57	\$36.57	\$ -	
AA	2026	SPARE	SPARE	VerizonWL	Cellular	\$77.88	\$ -	\$41.31	\$36.57	\$ -	
AA	2026	LAROYA	HUFF	AT&T	Tablet with wireless service	\$46.48	\$ -	\$23.24	\$23.24	\$ -	Merged to AA

Agency Code	Fiscal Year	First Name	Last Name	Vendor	Service Type	FY Total	FY One Time Charge	OCT	NOV	DEC	Note
AA	2026	ALFONZA	FITZGERALD	VerizonWL	Tablet with wireless service	\$60.02	\$ -	\$30.01	\$30.01	\$ -	
AA	2026	DONTE	MINTZ	VerizonWL	Air-Card/ MiFi	\$60.02	\$ -	\$30.01	\$30.01	\$ -	
AA	2026	SPARE	SPARE	AT&T	Cellular	\$84.10	\$ -	\$42.05	\$42.05	\$ -	
AA	2026	JONATHAN	WILLIAMS	VerizonWL	Cellular	\$60.02	\$ -	\$30.01	\$30.01	\$ -	
AA	2026	KENDALL	GIBSON	VerizonWL	Air-Card/ MiFi	\$64.02	\$ -	\$34.01	\$30.01	\$ -	
AA	2026	NOAH	GLASGOW	VerizonWL	Air-Card/ MiFi	\$64.02	\$ -	\$34.01	\$30.01	\$ -	
AA	2026	GINA	RUPERT	FirstNet	Cellular	\$83.12	\$ -	\$41.56	\$41.56	\$ -	
AA	2026	NHAT	ROST	VerizonWL	Cellular	\$73.14	\$ -	\$36.57	\$36.57	\$ -	Merged to AA
AA	2026	ARIEL	WEEKS	AT&T	Cellular	\$61.87	\$ -	\$19.82	\$42.05	\$ -	
AA	2026	ARIEL	WEEKS	AT&T	Cellular	\$22.22	\$ -	\$22.22	\$ -	\$ -	Merged to AA
AA	2026	KHALID	NAJI-ALLAH	FirstNet	Cellular	\$83.12	\$ -	\$41.56	\$41.56	\$ -	
AA	2026	NICK	HARRISON	AT&T	Cellular	\$19.82	\$ -	\$19.82	\$ -	\$ -	
AA	2026	SPARE	SPARE	AT&T	Cellular	\$19.83	\$ -	\$19.82	\$0.01	\$ -	
AA	2026	SPARE	SPARE	AT&T	Cellular	\$12.34	\$ -	\$12.34	\$ -	\$ -	Merged to AA
AA	2026	CATHERINE	BOUCREE	AT&T	Cellular	\$84.10	\$ -	\$42.05	\$42.05	\$ -	
AA	2026	SPARE	SPARE	FirstNet	Cellular	\$83.12	\$ -	\$41.56	\$41.56	\$ -	
AA	2026	TRE	BRACEY	AT&T	Cellular	\$88.22	\$ -	\$44.11	\$44.11	\$ -	
AA	2026	BRITTON	PARKS	AT&T	Cellular	\$84.10	\$ -	\$42.05	\$42.05	\$ -	
AA	2026	IAN	SYBLIS	AT&T	Cellular	\$35.80	\$ -	\$35.80	\$ -	\$ -	Disconnected
AA	2026	TIERRA	CARTER	AT&T	Cellular	\$84.10	\$ -	\$42.05	\$42.05	\$ -	
AA	2026	QUENTIN	MILNER	AT&T	Cellular	\$88.22	\$ -	\$44.11	\$44.11	\$ -	
AA	2026	ALY	KABA	AT&T	Cellular	\$88.70	\$ -	\$46.65	\$42.05	\$ -	
AA	2026	MARCUS	DANTLEY	AT&T	Cellular	\$84.10	\$ -	\$42.05	\$42.05	\$ -	Merged to AA
AA	2026	SPARE	SPARE	FirstNet	Cellular	\$6.48	\$ -	\$3.24	\$3.24	\$ -	Merged to AA
AA	2026	BETSY	CAVENDISH	FirstNet	Cellular	\$83.12	\$ -	\$41.56	\$41.56	\$ -	
AA	2026	LISA	BRANNOCK	AT&T	Cellular	\$88.22	\$ -	\$44.11	\$44.11	\$ -	
AA	2026	STEPHANIE	ADVINCULA	AT&T	Cellular	\$88.22	\$ -	\$44.11	\$44.11	\$ -	
AA	2026	SPARE	SPARE	FirstNet	Cellular	\$0.02	\$ -	\$0.01	\$0.01	\$ -	
AA	2026	DAVID	KANBERGS	AT&T	Cellular	\$88.22	\$ -	\$44.11	\$44.11	\$ -	
AA	2026	SPARE	SPARE	VerizonWL	Cellular	\$73.14	\$ -	\$36.57	\$36.57	\$ -	
AA	2026	PAUL	SAMBERG	FirstNet	Cellular	\$83.12	\$ -	\$41.56	\$41.56	\$ -	
AA	2026	TALIB	SHAKIR	VerizonWL	Air-Card/ MiFi	\$60.02	\$ -	\$30.01	\$30.01	\$ -	
AA	2026	WORKU	MENGESHA	VerizonWL	Tablet with wireless service	\$60.02	\$ -	\$30.01	\$30.01	\$ -	
AA	2026	SPARE	SPARE	VerizonWL	Cellular	\$90.91	\$ -	\$54.34	\$36.57	\$ -	
AA	2026	Jimika	Williams	AT&T	Cellular	\$84.10	\$ -	\$42.05	\$42.05	\$ -	Merged to AA
AA	2026	ANTHONY	ROBERTSON	VerizonWL	Air-Card/ MiFi	\$64.02	\$ -	\$34.01	\$30.01	\$ -	
AA	2026	STEPHANIE	BLACK	VerizonWL	Air-Card/ MiFi	\$60.02	\$ -	\$30.01	\$30.01	\$ -	
AA	2026	ALEXIS	SEENEY	AT&T	Cellular	\$84.10	\$ -	\$42.05	\$42.05	\$ -	
AA	2026	ANTHONY	BLACK	VerizonWL	Air-Card/ MiFi	\$60.02	\$ -	\$30.01	\$30.01	\$ -	
AA	2026	TALIB	SHAKIR	VerizonWL	Air-Card/ MiFi	\$64.02	\$ -	\$34.01	\$30.01	\$ -	
AA	2026	SPARE	SPARE	VerizonWL	Cellular	\$73.14	\$ -	\$36.57	\$36.57	\$ -	
AA	2026	Kristin	HE	AT&T	Cellular	\$61.87	\$ -	\$19.82	\$42.05	\$ -	
AA	2026	Kristin	HE	AT&T	Cellular	\$22.22	\$ -	\$22.22	\$ -	\$ -	Merged to AA
AA	2026	LAP	NGUYEN	AT&T	Cellular	\$61.86	\$0.99	\$19.82	\$42.04	\$ -	
AA	2026	LAP	NGUYEN	AT&T	Cellular	\$22.22	\$ -	\$22.22	\$ -	\$ -	Merged to AA
AA	2026	JULIUS	TERRY	VerizonWL	Air-Card/ MiFi	\$64.02	\$ -	\$34.01	\$30.01	\$ -	
AA	2026	BEN	DEGUZMAN	AT&T	Cellular	\$63.13	\$ -	\$21.08	\$42.05	\$ -	

Agency Code	Fiscal Year	First Name	Last Name	Vendor	Service Type	FY Total	FY One Time Charge	OCT	NOV	DEC	Note
AA	2026	BEN	DEGUZMAN	AT&T	Cellular	\$21.00	\$ -	\$21.00	\$ -	\$ -	Merged to AA
AA	2026	MARIA	CRESPO	AT&T	Cellular	\$84.10	\$ -	\$42.05	\$42.05	\$ -	Merged to AA
AA	2026	SPARE	SPARE	VerizonWL	Cellular	\$73.14	\$ -	\$36.57	\$36.57	\$ -	
AA	2026	SPARE	SPARE	VerizonWL	Cellular	\$79.14	\$ -	\$39.57	\$39.57	\$ -	
AA	2026	JASMINE	COILTON	FirstNet	Cellular	\$83.12	\$ -	\$41.56	\$41.56	\$ -	
AA	2026	JACOB	SOBEL	VerizonWL	Cellular	\$73.14	\$ -	\$36.57	\$36.57	\$ -	
AA	2026	KIMBERLY	ULAN	VerizonWL	Cellular	\$73.14	\$ -	\$36.57	\$36.57	\$ -	
AA	2026	SPARE	SPARE	AT&T	Cellular	\$42.06	\$ -	\$42.05	\$0.01	\$ -	
AA	2026	LETICIA	ACOSTA	VerizonWL	Cellular	\$73.14	\$ -	\$36.57	\$36.57	\$ -	
AA	2026	SUSANA	CASTILLO	VerizonWL	Air-Card/ MiFi	\$60.02	\$ -	\$30.01	\$30.01	\$ -	
AA	2026	CHRISTIAN	STARGHILL	VerizonWL	Air-Card/ MiFi	\$64.02	\$ -	\$34.01	\$30.01	\$ -	
AA	2026	SPARE	SPARE	VerizonWL	Cellular	\$73.14	\$ -	\$36.57	\$36.57	\$ -	
AA	2026	DANAE	HARRISON	VerizonWL	Cellular	\$73.14	\$ -	\$36.57	\$36.57	\$ -	
AA	2026	RASHEED	GIBBS	VerizonWL	Air-Card/ MiFi	\$60.02	\$ -	\$30.01	\$30.01	\$ -	
AA	2026	SPARE	SPARE	VerizonWL	Cellular	\$73.14	\$ -	\$36.57	\$36.57	\$ -	
AA	2026	LETICIA	ACOSTA	VerizonWL	Air-Card/ MiFi	\$64.02	\$ -	\$34.01	\$30.01	\$ -	
AA	2026	TOMÁS	TALAMANTE	FirstNet	Cellular	\$9.74	\$ -	\$9.74	\$ -	\$ -	
AA	2026	INGRID	GUTIERREZ	AT&T	Cellular	\$0.02	\$ -	\$0.01	\$0.01	\$ -	Merged to AA
AA	2026	FALLON	WILLIAMS	AT&T	Cellular	\$61.87	\$ -	\$19.82	\$42.05	\$ -	
AA	2026	FALLON	WILLIAMS	AT&T	Cellular	\$22.24	\$ -	\$22.24	\$ -	\$ -	Merged to AA
AA	2026	SPARE	SPARE	AT&T	Cellular	\$48.23	\$ -	\$42.05	\$6.18	\$ -	Merged to AA
AA	2026	DIANA	PERDOMO	AT&T	Cellular	\$84.10	\$ -	\$42.05	\$42.05	\$ -	Merged to AA
AA	2026	LAROYA	HUFF	AT&T	Cellular	\$84.10	\$ -	\$42.05	\$42.05	\$ -	Merged to AA
AA	2026	EOM	ATC	FirstNet	Cellular	\$83.12	\$ -	\$41.56	\$41.56	\$ -	
AA	2026	ROSA	BURCH	VerizonWL	Tablet with wireless service	\$60.02	\$ -	\$30.01	\$30.01	\$ -	
AA	2026	MARIAH	COILTON	VerizonWL	Cellular	\$79.14	\$ -	\$39.57	\$39.57	\$ -	
AA	2026	ERIC	MULLINS	VerizonWL	Tablet with wireless service	\$64.02	\$ -	\$34.01	\$30.01	\$ -	
AA	2026	SPARE	SPARE	AT&T	Tablet with wireless service	\$0.02	\$ -	\$0.01	\$0.01	\$ -	Merged to AA
AA	2026	CHRISTOPHER	INGRAM	VerizonWL	Air-Card/ MiFi	\$64.02	\$ -	\$34.01	\$30.01	\$ -	
AA	2026	TRAVAUHGN	KINNEY	VerizonWL	Cellular	\$73.14	\$ -	\$36.57	\$36.57	\$ -	
AA	2026	AUBREY	PLOURDE	VerizonWL	Air-Card/ MiFi	\$60.02	\$ -	\$30.01	\$30.01	\$ -	
AA	2026	PERISHA	DIXON	VerizonWL	Cellular	\$73.14	\$ -	\$36.57	\$36.57	\$ -	
AA	2026	SPARE	SPARE	AT&T	Tablet with wireless service	\$46.48	\$ -	\$23.24	\$23.24	\$ -	Merged to AA
AA	2026	SPARE	SPARE	VerizonWL	Air-Card/ MiFi	(\$9.00)	\$ -	(\$9.00)	\$ -	\$ -	Merged to AA
AA	2026	SPARE	SPARE	VerizonWL	Cellular	(\$10.66)	\$ -	(\$10.66)	\$ -	\$ -	Disconnected
AA	2026	SPARE	SPARE	AT&T	Cellular	\$84.10	\$ -	\$42.05	\$42.05	\$ -	
AA	2026	JAPER	BOWLES	FirstNet	Cellular	\$83.12	\$ -	\$41.56	\$41.56	\$ -	
AA	2026	TIA	MINOR	AT&T	Cellular	\$84.10	\$ -	\$42.05	\$42.05	\$ -	
AA	2026	RYAN	ARRENDELL	AT&T	Cellular	\$63.14	\$ -	\$21.09	\$42.05	\$ -	
AA	2026	SPARE	SPARE	VerizonWL	Cellular	\$79.14	\$ -	\$39.57	\$39.57	\$ -	
AA	2026	SPARE	SPARE	FirstNet	Cellular	\$0.02	\$ -	\$0.01	\$0.01	\$ -	
AA	2026	KENDALL	MARTIN	AT&T	Cellular	\$88.22	\$ -	\$44.11	\$44.11	\$ -	
AA	2026	NAOMI	PARNES	AT&T	Cellular	\$88.22	\$ -	\$44.11	\$44.11	\$ -	
AA	2026	JAHEEM	MCLAURIN	VerizonWL	Cellular	\$73.14	\$ -	\$36.57	\$36.57	\$ -	
AA	2026	SPARE	SPARE	AT&T	Cellular	\$0.02	\$ -	\$0.01	\$0.01	\$ -	Merged to AA
AA	2026	STEPHANIE	BLACK	FirstNet	Cellular	\$83.12	\$ -	\$41.56	\$41.56	\$ -	
AA	2026	ANTHONY	BLACK	AT&T	Cellular	\$84.10	\$ -	\$42.05	\$42.05	\$ -	

Agency Code	Fiscal Year	First Name	Last Name	Vendor	Service Type	FY Total	FY One Time Charge	OCT	NOV	DEC	Note
AA	2026	BRADLEY	CANNON	AT&T	Cellular	\$84.10	\$ -	\$42.05	\$42.05	\$ -	
AA	2026	AALYHIA	SHILLOW	AT&T	Cellular	\$66.46	\$ -	\$23.41	\$43.05	\$ -	
AA	2026	GABRIELLA	POLLAN	AT&T	Cellular	\$45.54	\$ -	\$23.24	\$22.30	\$ -	
AA	2026	KENDALL	GIBSON	AT&T	Cellular	\$0.02	\$ -	\$0.01	\$0.01	\$ -	
AA	2026	YUHSUAN	HUANG	AT&T	Cellular	\$61.87	\$ -	\$19.82	\$42.05	\$ -	
AA	2026	YUHSUAN	HUANG	AT&T	Cellular	\$22.22	\$ -	\$22.22	\$ -	\$ -	Merged to AA
AA	2026	SALAH	CZAPARY	AT&T	Cellular	\$84.10	\$ -	\$42.05	\$42.05	\$ -	
AA	2026	VERNON	SIMMONS	AT&T	Cellular	\$84.10	\$ -	\$42.05	\$42.05	\$ -	
AA	2026	KENDALL	MARTIN	VerizonWL	Air-Card/ MiFi	\$60.02	\$ -	\$30.01	\$30.01	\$ -	
AA	2026	NATASHA	DUPEE	FirstNet	Cellular	\$83.12	\$ -	\$41.56	\$41.56	\$ -	
AA	2026	SPARE	SPARE	FirstNet	Cellular	\$87.20	\$ -	\$43.60	\$43.60	\$ -	
AA	2026	SPARE	SPARE	VerizonWL	Cellular	\$79.14	\$ -	\$39.57	\$39.57	\$ -	
AA	2026	SPARE	SPARE	AT&T	Tablet with wireless service	\$23.25	\$ -	\$23.24	\$0.01	\$ -	
AA	2026	SPARE	SPARE	AT&T	Tablet with wireless service	\$0.02	\$ -	\$0.01	\$0.01	\$ -	
AA	2026	MARCUS	MANNING	AT&T	Cellular	\$23.25	\$ -	\$23.24	\$0.01	\$ -	
AA	2026	MURIEL	BOWSER	AT&T	Tablet with wireless service	\$46.48	\$ -	\$23.24	\$23.24	\$ -	
AA	2026	ALLY	SCHULTZ	VerizonWL	Cellular	\$79.14	\$ -	\$39.57	\$39.57	\$ -	
AA	2026	JASMINE	JACKSON	VerizonWL	Cellular	\$73.14	\$ -	\$36.57	\$36.57	\$ -	
AA	2026	ERICA	JONES	VerizonWL	Cellular	\$73.14	\$ -	\$36.57	\$36.57	\$ -	
AA	2026	JOCELYN	BUCKLEY	FirstNet	Cellular	\$83.12	\$ -	\$41.56	\$41.56	\$ -	
AA	2026	VIDA	RANGEL	VerizonWL	Cellular	\$73.14	\$ -	\$36.57	\$36.57	\$ -	
AA	2026	JOHN	FALCICCHIO	AT&T	Tablet with wireless service	\$46.48	\$ -	\$23.24	\$23.24	\$ -	
AA	2026	JERMAINE	DILLON	AT&T	Cellular	\$0.02	\$ -	\$0.01	\$0.01	\$ -	
AA	2026	WILLIAM	LAWSON	AT&T	Cellular	\$84.10	\$ -	\$42.05	\$42.05	\$ -	
AA	2026	CATERINA	ABRUZZO	AT&T	Cellular	\$84.10	\$ -	\$42.05	\$42.05	\$ -	
AA	2026	NICOLAS	REYES	AT&T	Cellular	\$84.10	\$ -	\$42.05	\$42.05	\$ -	
AA	2026	RICARDO	ESPITIA	AT&T	Cellular	\$84.10	\$ -	\$42.05	\$42.05	\$ -	Merged to AA
AA	2026	RASHAWD	LEWIS	AT&T	Cellular	\$88.22	\$ -	\$44.11	\$44.11	\$ -	Merged to AA
AA	2026	RILEY	REED	AT&T	Cellular	\$84.10	\$ -	\$42.05	\$42.05	\$ -	Merged to AA
AA	2026	SIERRA	PERSON	AT&T	Cellular	\$85.10	\$ -	\$43.05	\$42.05	\$ -	
AA	2026	NDEYE	NDIAYE	AT&T	Cellular	\$84.10	\$ -	\$42.05	\$42.05	\$ -	
AA	2026	TYRON	JACKSON	AT&T	Cellular	\$88.22	\$ -	\$44.11	\$44.11	\$ -	
AA	2026	SPARE	SPARE	FirstNet	Air-Card/ MiFi	\$87.20	\$ -	\$43.60	\$43.60	\$ -	
AA	2026	ANDREW	SHAPIRO	VerizonWL	Cellular	\$73.14	\$ -	\$36.57	\$36.57	\$ -	
AA	2026	CHARMAINE	ECCLES	VerizonWL	Cellular	\$73.14	\$ -	\$36.57	\$36.57	\$ -	
AA	2026	JAMES	BASSETT	FirstNet	Cellular	\$83.12	\$ -	\$41.56	\$41.56	\$ -	
AA	2026	ALEXANDRE	SAGNA	AT&T	Cellular	\$84.10	\$ -	\$42.05	\$42.05	\$ -	
AA	2026	SPARE	SPARE	AT&T	Cellular	\$0.02	\$ -	\$0.01	\$0.01	\$ -	
AA	2026	VIVIANA	NAPIER	VerizonWL	Cellular	\$73.14	\$ -	\$36.57	\$36.57	\$ -	
AA	2026	MICHAEL	PORCELLO	VerizonWL	Cellular	\$79.14	\$ -	\$39.57	\$39.57	\$ -	
AA	2026	CARMEN	MELGAR	VerizonWL	Cellular	\$73.14	\$ -	\$36.57	\$36.57	\$ -	
AA	2026	CHRISTIAN	STARGHILL	VerizonWL	Air-Card/ MiFi	\$60.02	\$ -	\$30.01	\$30.01	\$ -	
AA	2026	SPARE	SPARE	VerizonWL	Air-Card/ MiFi	\$60.02	\$ -	\$30.01	\$30.01	\$ -	
AA	2026	SHARNELLE	ANTHONY	AT&T	Cellular	\$88.22	\$ -	\$44.11	\$44.11	\$ -	
AA	2026	SPARE	SPARE	AT&T	Cellular	\$0.02	\$ -	\$0.01	\$0.01	\$ -	
AA	2026	ANDERS	POKELA	AT&T	Cellular	\$0.02	\$ -	\$0.01	\$0.01	\$ -	
AA	2026	MYASSA	JONES-BEY	AT&T	Cellular	\$84.10	\$ -	\$42.05	\$42.05	\$ -	

Agency Code	Fiscal Year	First Name	Last Name	Vendor	Service Type	FY Total	FY One Time Charge	OCT	NOV	DEC	Note
AA	2026	COREY	BOWEN	AT&T	Cellular	\$88.22	\$ -	\$44.11	\$44.11	\$ -	
AA	2026	ALFONZA	FITZGERALD	VerizonWL	Tablet with wireless service	\$60.02	\$ -	\$30.01	\$30.01	\$ -	
AA	2026	WENDY	GLENN	VerizonWL	Air-Card/ MiFi	\$64.02	\$ -	\$34.01	\$30.01	\$ -	
AA	2026	STEPHANIE	ADVINCULA	VerizonWL	Air-Card/ MiFi	\$64.02	\$ -	\$34.01	\$30.01	\$ -	
AA	2026	VERNON	SIMMONS	VerizonWL	Cellular	(\$10.66)	\$ -	(\$10.66)	\$ -	\$ -	
AA	2026	SARA	PARK	AT&T	Cellular	\$61.87	\$ -	\$19.82	\$42.05	\$ -	
AA	2026	SARA	PARK	AT&T	Cellular	\$22.22	\$ -	\$22.22	\$ -	\$ -	Merged to AA
AA	2026	SPARE	SPARE	FirstNet	Cellular	\$0.02	\$ -	\$0.01	\$0.01	\$ -	
AA	2026	KEMIKO	BRADLEY	AT&T	Cellular	\$88.22	\$ -	\$44.11	\$44.11	\$ -	Merged to AA
AA	2026	SPARE	SPARE	VerizonWL	Cellular	(\$11.56)	\$ -	(\$11.56)	\$ -	\$ -	Disconnected
AA	2026	TOMIKA	ANDERSON	VerizonWL	Cellular	\$79.14	\$ -	\$39.57	\$39.57	\$ -	
AA	2026	JORDYN	SEIDE	AT&T	Cellular	\$88.22	\$ -	\$44.11	\$44.11	\$ -	Merged to AA
AA	2026	ROBERT	RHOADS	VerizonWL	Cellular	\$73.14	\$ -	\$36.57	\$36.57	\$ -	
AA	2026	ALICIAD.	JACKSON	AT&T	Cellular	\$84.10	\$ -	\$42.05	\$42.05	\$ -	Merged to AA
AA	2026	JIMIKA	WILLIAMS	AT&T	Cellular	\$88.22	\$ -	\$44.11	\$44.11	\$ -	
AA	2026	JORDYN	SEIDE	AT&T	Tablet with wireless service	\$46.48	\$ -	\$23.24	\$23.24	\$ -	Merged to AA
AA	2026	SPARE	SPARE	AT&T	Tablet with wireless service	\$46.48	\$ -	\$23.24	\$23.24	\$ -	Merged to AA
AA	2026	CAMRON	BASS	AT&T	Tablet with wireless service	\$46.48	\$ -	\$23.24	\$23.24	\$ -	Merged to AA
AA	2026	WILLIAM	LAWSON	AT&T	Tablet with wireless service	\$46.48	\$ -	\$23.24	\$23.24	\$ -	Merged to AA
AA	2026	ENRIQUE	LOPEZ	AT&T	Tablet with wireless service	\$46.48	\$ -	\$23.24	\$23.24	\$ -	Merged to AA
AA	2026	DYMOND	JONES	AT&T	Cellular	\$84.10	\$ -	\$42.05	\$42.05	\$ -	
AA	2026	GEORGE	GARCIA	AT&T	Cellular	\$84.10	\$ -	\$42.05	\$42.05	\$ -	
AA	2026	LAMONT	CAREY	AT&T	Tablet with wireless service	\$46.48	\$ -	\$23.24	\$23.24	\$ -	Merged to AA
AA	2026	MARCQUIS	TAPP-FORD	AT&T	Tablet with wireless service	\$46.48	\$ -	\$23.24	\$23.24	\$ -	Merged to AA
AA	2026	SPARE	SPARE	AT&T	Tablet with wireless service	\$46.48	\$ -	\$23.24	\$23.24	\$ -	Merged to AA
AA	2026	PHILLIP	KELLEY	AT&T	Tablet with wireless service	\$46.48	\$ -	\$23.24	\$23.24	\$ -	Merged to AA
AA	2026	INTAKE	ONE	AT&T	Tablet with wireless service	\$46.48	\$ -	\$23.24	\$23.24	\$ -	Merged to AA
AA	2026	MICHAEL	JACKSON	AT&T	Tablet with wireless service	\$46.48	\$ -	\$23.24	\$23.24	\$ -	Merged to AA
AA	2026	CIARA	TAYLOR	AT&T	Tablet with wireless service	\$46.48	\$ -	\$23.24	\$23.24	\$ -	Merged to AA
AA	2026	LAMONT	CAREY	AT&T	Tablet with wireless service	\$46.48	\$ -	\$23.24	\$23.24	\$ -	Merged to AA
AA	2026	SYLVIE	MAUNGA	AT&T	Tablet with wireless service	\$46.48	\$ -	\$23.24	\$23.24	\$ -	Merged to AA
AA	2026	KAYLA	GREEN	AT&T	Cellular	\$84.10	\$ -	\$42.05	\$42.05	\$ -	
AA	2026	GLORIA	MARTINEZ	AT&T	Tablet with wireless service	\$46.48	\$ -	\$23.24	\$23.24	\$ -	Merged to AA
AA	2026	MATTHEW	HENDERSON1	VerizonWL	Cellular	\$73.14	\$ -	\$36.57	\$36.57	\$ -	
AA	2026	DIGITAL	TEAM	VerizonWL	Air-Card/ MiFi	\$60.02	\$ -	\$30.01	\$30.01	\$ -	
AA	2026	SPARE	SPARE	VerizonWL	Air-Card/ MiFi	(\$10.66)	\$ -	(\$10.66)	\$ -	\$ -	Merged to AA
AA	2026	SPARE	SPARE	AT&T	Tablet with wireless service	\$46.48	\$ -	\$23.24	\$23.24	\$ -	Merged to AA
AA	2026	LAUREN	CARPENTER	AT&T	Cellular	\$0.02	\$ -	\$0.01	\$0.01	\$ -	
AA	2026	SPARE	SPARE	VerizonWL	Cellular	(\$10.66)	\$ -	(\$10.66)	\$ -	\$ -	Disconnected
AA	2026	JANELLE	EDGE	VerizonWL	Cellular	\$73.14	\$ -	\$36.57	\$36.57	\$ -	
AA	2026	JACQUELINE	TING	AT&T	Cellular	\$84.10	\$ -	\$42.05	\$42.05	\$ -	
AA	2026	CRAIG	BLAIR	AT&T	Cellular	\$88.22	\$ -	\$44.11	\$44.11	\$ -	
AA	2026	JULIUS	TERRY	AT&T	Cellular	\$88.22	\$ -	\$44.11	\$44.11	\$ -	
AA	2026	ENRIQUE	LOPEZ	AT&T	Cellular	\$84.10	\$ -	\$42.05	\$42.05	\$ -	Merged to AA
AA	2026	CELINE	ERB	VerizonWL	Cellular	\$73.14	\$ -	\$36.57	\$36.57	\$ -	Merged to AA
AA	2026	SPARE	SPARE	VerizonWL	Cellular	(\$10.66)	\$ -	(\$10.66)	\$ -	\$ -	Disconnected
AA	2026	ALANA	BRAY	VerizonWL	Cellular	\$73.14	\$ -	\$36.57	\$36.57	\$ -	

Attachment #3: EOM FY25 and FY26 Travel Expenses

TRAVEL EXPENSES EOM FY25 and FY26				
Fiscal Year	Traveler	Trip Cost	Expense Date	Justification for Travel
2025	Lindsey Parker	3947.14	10/09/2024	Mexico City CityLab
2025	Tomas Talamante	302.48	10/29/2024	National League of Cities Tampa
2025	Tomas Talamante	303.48	10/29/2024	National League of Cities Tampa
2025	Lindsey Parker	570.91	10/31/2024	National League of Cities Tampa
2025	Tomas Talamante	319.48	11/06/2024	National League of Cities Tampa
2025	Tomas Talamante	140.48	11/06/2024	National League of Cities Tampa
2025	Tomas Talamante	1229.06	11/10/2024	National League of Cities Tampa
2025	Tomas Talamante	0.02	11/17/2024	National League of Cities Tampa
2025	MOTA	1277.46	12/06/2024	Personnel related travel
2025	MOTA	903.95	12/06/2024	Personnel related travel
2025	MOTA	262.00	12/09/2024	Personnel related travel
2026	Lindsey Parker	846.96	10/16/2025	Dallas site visit
2026	Mayor	1775.96	10/16/2025	Dallas site visit
2026	Lindsey Parker	775.97	11/06/2025	National League of Cities Tampa
2026	Lindsey Parker	559.26	11/10/2025	National League of Cities Tampa

Attachment #4: EOM FY25 Memorandum Of Understanding

Memorandum of Understanding - Executive Office of the Mayor FY2025							
Fiscal Year	Buyer Agency	Buyer Agency Code	Seller Agency	Seller Agency Code	Start Date	End Date	Amount
2025	Mayor's Office of Legal Counsel	AH0	Executive Office of the Mayor	AA0	10/1/2024	9/30/2025	\$8,000.00
2025	Office of the Senior Advisor	AI0	Executive Office of the Mayor	AA0	10/1/2024	9/30/2025	\$8,000.00
2025	Office of Labor Relations and Collective Bargaining	AK0	Executive Office of the Mayor	AA0	10/1/2024	9/30/2025	\$6,000.00
2025	Mayor's Asian and Pacific Islander Affairs	AP0	Executive Office of the Mayor	AA0	10/1/2024	9/30/2025	\$8,000.00
2025	Mayor's Office of LGBTQ Affairs	AQ0	Executive Office of the Mayor	AA0	10/1/2024	9/30/2025	\$8,000.00
2025	Office of Secretary	BA0	Executive Office of the Mayor	AA0	10/1/2024	9/30/2025	\$8,000.00
2025	Department of Human Resources	BE0	Executive Office of the Mayor	AA0	10/1/2024	9/30/2025	\$6,000.00
2025	Mayor's Office of Latino Affairs	BZ0	Executive Office of the Mayor	AA0	10/1/2024	9/30/2025	\$8,000.00
2025	Deputy Mayor for Planning and Economic Development	EB0	Executive Office of the Mayor	AA0	10/1/2024	9/30/2025	\$6,000.00
2025	Criminal Justice and Coordinating Council	FJ0	Executive Office of the Mayor	AA0	10/1/2024	9/30/2025	\$5,000.00
2025	Office of Victim Services and Justice Grants	FO0	Executive Office of the Mayor	AA0	10/1/2024	9/30/2025	\$6,000.00
2025	Deputy Mayor for Education	GW0	Executive Office of the Mayor	AA0	10/1/2024	9/30/2025	\$6,000.00
2025	Deputy Mayor for Health and Human Services	HG0	Executive Office of the Mayor	AA0	10/1/2024	9/30/2025	\$6,000.00
2025	Office of Disability Rights	JR0	Executive Office of the Mayor	AA0	10/1/2024	9/30/2025	\$6,000.00
2025	Office of the Deaf, Deafblind and Hard of Hearing	JS0	Executive Office of the Mayor	AA0	10/1/2024	9/30/2025	\$8,000.00
2025	Office of Risk Management	RK0	Executive Office of the Mayor	AA0	10/1/2024	9/30/2025	\$6,000.00
2025	Office of the City Administrator	AE0	Executive Office of the Mayor	AA0	10/1/2024	9/30/2025	\$50,000.00
2025	Mayor's Office of Veteran Affairs	VA0	Executive Office of the Mayor	AA0	10/1/2024	9/30/2025	\$8,000.00
2025	Executive Office of the Mayor	AA0	Department of General Services	BT0	10/1/2024	9/30/2025	\$309.00

Attachment #4: EOM FY26 Memorandum Of Understanding

Memorandum of Understanding - Executive Office of the Mayor -Second Quarter of FY2026

Fiscal Year	Buyer Agency	Buyer Agency Code	Seller Agency	Seller Agency Code	Start Date	End Date	Amount
2026	Mayor's Office of Legal Counsel	AH0	Executive Office of the Mayor	AA0	10/1/2025	9/30/2026	\$8,000.00
2026	Office of the Senior Advisor	AI0	Executive Office of the Mayor	AA0	10/1/2025	9/30/2026	\$8,000.00
2026	Office of Labor Relations and Collective Bargaining	AK0	Executive Office of the Mayor	AA0	10/1/2025	9/30/2026	\$6,000.00
2026	Office of Secretary	BA0	Executive Office of the Mayor	AA0	10/1/2025	9/30/2026	\$8,000.00
2026	Department of Human Resources	BE0	Executive Office of the Mayor	AA0	10/1/2025	9/30/2026	\$6,000.00
2026	Deputy Mayor for Planning and Economic Development	EB0	Executive Office of the Mayor	AA0	10/1/2025	9/30/2026	\$6,000.00
2026	Criminal Justice and Coordinating Council	FJ0	Executive Office of the Mayor	AA0	10/1/2025	9/30/2026	\$5,000.00
2026	Office of Victim Services and Justice Grants	FO0	Executive Office of the Mayor	AA0	10/1/2025	9/30/2026	\$6,000.00
2025	Deputy Mayor for Education	GW0	Executive Office of the Mayor	AA0	10/1/2025	9/30/2026	\$6,000.00
2026	Deputy Mayor for Health and Human Services	HG0	Executive Office of the Mayor	AA0	10/1/2025	9/30/2026	\$6,000.00
2026	Office of Disability Rights	JR0	Executive Office of the Mayor	AA0	10/1/2025	9/30/2026	\$6,000.00
2026	Office of Risk Management	RK0	Executive Office of the Mayor	AA0	10/1/2025	9/30/2026	\$6,000.00
2026	Office of the City Administrator	AE0	Executive Office of the Mayor	AA0	10/1/2025	9/30/2026	\$25,000.00
2026	Department of Employment Services	CF0	EOM- SERVE DC	AA0	10/1/2025	9/30/2026	\$60,000.00
2026	Department of Human Services	JA0	EOM- MOLGBTQ	AA0	10/1/2025	9/30/2026	\$165,000.00
2026	Executive Office of the Mayor	AA0	Department For-Hire Vehicles	TC0	10/1/2025	9/30/2026	\$268,000.00
2026	Executive Office of the Mayor- MOAPIA	AA0	DC Public Library	CE0	10/1/2025	9/30/2026	\$1,100.00
2026	Executive Office of the Mayor	AA0	Office of Cable Television, Film, Music and Entertainment	CI0	10/1/2025	9/30/2026	\$1,200.00
2026	Department of Human Services	JA0	Executive Office of the Mayor-MORCA	AA0	10/1/2025	9/30/2026	\$1,247,807.00
2026	Executive Office of the Mayor	AA0	Office of the Secretary	BA0	10/1/2025	9/30/2026	\$25,000.00
2026	Executive Office of the Mayor	AA0	Department of Employment Services-MORCA	CF0	10/1/2025	9/30/2026	\$497,000.00
2026	Executive Office of the Mayor	AA0	Department of General Services	AM0	10/1/2025	9/30/2026	\$5,000.00
2026	Office of the State Superintendent of Education	TF0	Executive Office of the Mayor- SERVE DC	AA0	10/1/2025	9/30/2026	\$85,000.00

Attachment #5: Board and Commissions

BOARD OR COMMISSION	Number of Members	First Name	Last Name	Confirmation	Term end	Residency
Advisory Board on Veterans Affairs for the District of Columbia	1	Curtis	Addleman			Ward 5
Advisory Board on Veterans Affairs for the District of Columbia	2	Alton	Cheaves			Ward 7
Advisory Board on Veterans Affairs for the District of Columbia	3	Lymar	Curry			Ward 5
Advisory Board on Veterans Affairs for the District of Columbia	4	Lillian Anita	Dixon			Ward 8
Advisory Board on Veterans Affairs for the District of Columbia	5	Darwain	Frost			Ward 1
Advisory Board on Veterans Affairs for the District of Columbia	6	Vanessa	Grant			Ward 8
Advisory Board on Veterans Affairs for the District of Columbia	7	Milton	Hardy			Ward 5
Advisory Board on Veterans Affairs for the District of Columbia	8	Andre	Jones			Ward 4
Advisory Board on Veterans Affairs for the District of Columbia	9	Dominic	Ju			Ward 4
Advisory Board on Veterans Affairs for the District of Columbia	10	Ahmad	Lampkin			Ward 5
Advisory Board on Veterans Affairs for the District of Columbia	11	Brandon	McClain			Ward 1
Advisory Board on Veterans Affairs for the District of Columbia	12	Nachee	Miller			Ward 5
Advisory Board on Veterans Affairs for the District of Columbia	13	Carrie	Mullins			Ward 8
Advisory Board on Veterans Affairs for the District of Columbia	14	Bria	Patterson			Ward 5
Advisory Board on Veterans Affairs for the District of Columbia	15	Eric	Rudberg			Ward 1
Advisory Board on Veterans Affairs for the District of Columbia	16	James	Sydnor			Ward 4
Advisory Board on Veterans Affairs for the District of Columbia	17	Tracey	Turner			Ward 5
Advisory Board on Veterans Affairs for the District of Columbia	18	Matthew	Wee			Ward 6
Advisory Board on Veterans Affairs for the District of Columbia	19	Richard	White			Ward 3
Advisory Board on Veterans Affairs for the District of Columbia	20	In Progress				
Advisory Board on Veterans Affairs for the District of Columbia	21	In Progress				
Advisory Committee on Black LGBTQIA+ History	1	Ernest	Hopkins			
Advisory Committee on Black LGBTQIA+ History	2	AJ	King			Ward 6
Advisory Committee on Black LGBTQIA+ History	3	Rayceen	Pendarvis			
Advisory Committee to the Office of Administrative Hearings	1	Ernest	Chrappah			Ward 4
Advisory Committee to the Office of Administrative Hearings	2	Jenn	Jenkins			Ward 7
Advisory Committee to the Office of Administrative Hearings	3	Vacant				
Advisory Committee to the Office of Lesbian, Gay, Bisexual, Transgender, and Questioning Affairs	1	Gerard	Burley		6/30/2027	Ward 1
Advisory Committee to the Office of Lesbian, Gay, Bisexual, Transgender, and Questioning Affairs	2	Kashon	Coleman		6/30/2028	Ward 5
Advisory Committee to the Office of Lesbian, Gay, Bisexual, Transgender, and Questioning Affairs	3	Lee	Levingston Perine		6/30/2027	Ward 6
Advisory Committee to the Office of Lesbian, Gay, Bisexual, Transgender, and Questioning Affairs	4	Jirair	Ratevosian		6/30/2027	Ward 2
Advisory Committee to the Office of Lesbian, Gay, Bisexual, Transgender, and Questioning Affairs	5	Stuart	West		6/30/2027	Ward 2
Advisory Committee to the Office of Lesbian, Gay, Bisexual, Transgender, and Questioning Affairs	6	In Progress				
Advisory Committee to the Office of Lesbian, Gay, Bisexual, Transgender, and Questioning Affairs	7	In Progress				
Advisory Committee to the Office of Lesbian, Gay, Bisexual, Transgender, and Questioning Affairs	8	In Progress				
Advisory Committee to the Office of Lesbian, Gay, Bisexual, Transgender, and Questioning Affairs	9	In Progress				
Advisory Committee to the Office of Lesbian, Gay, Bisexual, Transgender, and Questioning Affairs	10	In Progress				
Advisory Committee to the Office of Lesbian, Gay, Bisexual, Transgender, and Questioning Affairs	11	In Progress				
Advisory Committee to the Office on Caribbean Community Affairs	1	Vida	Ali		5/1/2027	Ward 4
Advisory Committee to the Office on Caribbean Community Affairs	2	Mark	Beckford		5/1/2027	Ward 7
Advisory Committee to the Office on Caribbean Community Affairs	3	Janelle	Andrew		5/1/2027	Ward 5
Advisory Committee to the Office on Caribbean Community Affairs	4	Jan	Baker		5/1/2028	Ward 6
Advisory Committee to the Office on Caribbean Community Affairs	5	Ismane	Fleurant		5/1/2028	Ward 8

BOARD OR COMMISSION	Number of Members	First Name	Last Name	Confirmation	Term end	Residency
Advisory Committee to the Office on Caribbean Community Affairs	6	Alecia	Haughton-Francis		5/1/2028	Ward 8
Advisory Committee to the Office on Caribbean Community Affairs	7	Ramana	Phillips		5/1/2027	Ward 3
Advisory Committee to the Office on Caribbean Community Affairs	8	Monica	Roache		5/1/2028	Ward 2
Advisory Committee to the Office on Caribbean Community Affairs	9	Roland	Roebuck		5/1/2027	Ward 4
Advisory Committee to the Office on Caribbean Community Affairs	10	Ashley	Smith		5/1/2027	Ward 7
Advisory Committee to the Office on Caribbean Community Affairs	11	Ann	Walters		5/1/2028	Ward 4
Advisory Committee to the Office on Caribbean Community Affairs	12	In Progress				
Clemency Board	1	Phylisa	Carter	12/17/2024	2/10/2029	Ward 7
Clemency Board	2	Indira	Henard	12/17/2024	2/10/2029	Ward 3
Clemency Board	3	Mark	Rollins	7/9/2024	2/10/2027	Ward 7
Clemency Board	4	Amber	Thornton	7/9/2024	2/10/2027	Ward 5
Clemency Board	5	Vacant				
Commission for National and Community Service (Serve DC)	1	Katrina	Mathis	7/31/2022	7/31/2028	Ward 2
Commission for National and Community Service (Serve DC)	2	Lindsey	Morton	8/1/2023	7/31/2029	Ward 7
Commission for National and Community Service (Serve DC)	3	Ayanna	Woodberry	7/31/2022	7/31/2029	Ward 3
Commission for National and Community Service (Serve DC)	4	In Progress				
Commission for National and Community Service (Serve DC)	5	In Progress				
Commission for National and Community Service (Serve DC)	6	In Progress				
Commission for National and Community Service (Serve DC)	7	In Progress				
Commission for National and Community Service (Serve DC)	8	In Progress				
Commission for National and Community Service (Serve DC)	9	In Progress				
Commission for National and Community Service (Serve DC)	10	In Progress				
Commission for National and Community Service (Serve DC)	11	In Progress				
Commission for National and Community Service (Serve DC)	12	In Progress				
Commission for Women	1	Gallane	Abraham		4/20/2027	Ward 1
Commission for Women	2	Madelyn	Adams		4/20/2027	Ward 3
Commission for Women	3	Jade	Agudosi		4/20/2028	Ward 1
Commission for Women	4	Tatiana	Ahlborn		4/20/2027	Ward 4
Commission for Women	5	Adjoa	Asamoah		4/20/2027	Ward 2
Commission for Women	6	Giovanteey	Bishop		4/20/2027	Ward 3
Commission for Women	7	Freddi	Brown		4/20/2027	Ward 8
Commission for Women	8	Sharah	Connor		4/20/2027	Ward 6
Commission for Women	9	Athena	Cross		4/20/2027	Ward 4
Commission for Women	10	Patricia	Hobson Wilson		4/20/2028	Ward 4
Commission for Women	11	Mia	Keeyes		4/20/2027	Ward 7
Commission for Women	12	Lilly	Liu Minkove		4/20/2027	Ward 3
Commission for Women	13	Chloe	Louvouezo		4/20/2027	Ward 5
Commission for Women	14	Nina	Robinson		4/20/2027	Ward 7
Commission for Women	15	Denise	Roper		4/20/2028	Ward 4
Commission for Women	16	Charice	Roper-Williams		4/20/2028	Ward 4
Commission for Women	17	Lanice	Williams		4/20/2027	Ward 5
Commission for Women	18	In Progress				
Commission for Women	19	In Progress				
Commission for Women	20	In Progress				
Commission for Women	21	In Progress				
Commission on African Affairs	1	Khaosara	Akapolawal	4/19/2025	10/27/2029	Ward 5
Commission on African Affairs	2	Ify	Bozimo	4/19/2025	10/27/2027	Ward 8

BOARD OR COMMISSION	Number of Members	First Name	Last Name	Confirmation	Term end	Residency
Commission on African Affairs	3	Sannido	De Poukn	4/19/2025	10/27/2026	Ward 5
Commission on African Affairs	4	Tiffany	Lancaster	4/19/2025	10/27/2027	Ward 7
Commission on African Affairs	5	Salimata	Sangare	4/19/2025	10/27/2027	Ward 7
Commission on African Affairs	6	Yodit	Shibru	4/19/2025	10/27/2027	Ward 1
Commission on African Affairs	7	In Progress				
Commission on African Affairs	8	In Progress				
Commission on African Affairs	9	In Progress				
Commission on African Affairs	10	In Progress				
Commission on African Affairs	11	In Progress				
Commission on African Affairs	12	In Progress				
Commission on African Affairs	13	In Progress				
Commission on African Affairs	14	Vacant				
Commission on African Affairs	15	Vacant				
Commission on African-American Affairs	1	Jalelah	Ahmed	1/12/2026	7/8/2028	Ward 4
Commission on African-American Affairs	2	LaKeitha	Anderson	1/12/2026	7/8/2028	Ward 4
Commission on African-American Affairs	3	Ben-James	Brown	1/12/2026	7/8/2028	Ward 4
Commission on African-American Affairs	4	Wanda	Henderson	1/12/2026	7/8/2028	Ward 1
Commission on African-American Affairs	5	Kristin	Shymoniak	1/12/2026	7/8/2028	Ward 7
Commission on African-American Affairs	6	Jacqueline	Stallworth	1/12/2026	7/8/2027	Ward 7
Commission on African-American Affairs	7	In Progress				
Commission on African-American Affairs	8	In Progress				
Commission on African-American Affairs	9	Vacant				
Commission on African-American Affairs	10	Vacant				
Commission on African-American Affairs	11	Vacant				
Commission on African-American Affairs	12	Vacant				
Commission on African-American Affairs	13	Vacant				
Commission on African-American Affairs	14	Vacant				
Commission on African-American Affairs	15	Vacant				
Commission on African-American Affairs	16	Vacant				
Commission on African-American Affairs	17	Vacant				
Commission on Asian and Pacific Islander Community Development	1	Niranjan	Adhikari	9/26/2024	4/17/2026	Ward 2
Commission on Asian and Pacific Islander Community Development	2	Jennifer	Anderson	9/26/2024	4/17/2026	Ward 5
Commission on Asian and Pacific Islander Community Development	3	Jennifer	Hara	9/26/2024	4/17/2026	Ward 4
Commission on Asian and Pacific Islander Community Development	4	Karen	Kwok	9/26/2024	4/17/2026	Ward 1
Commission on Asian and Pacific Islander Community Development	5	Jeffrey	Le	9/26/2024	4/17/2026	Ward 2
Commission on Asian and Pacific Islander Community Development	6	Mike	Park	9/26/2024	4/17/2027	Ward 4
Commission on Asian and Pacific Islander Community Development	7	Moh	Sharma	9/26/2024	4/17/2027	Ward 1
Commission on Asian and Pacific Islander Community Development	8	Sina	Uipi	9/26/2024	4/17/2025	Ward 3
Commission on Asian and Pacific Islander Community Development	9	Halaervalu	Vakalahi	9/26/2024	4/17/2025	Ward 2
Commission on Asian and Pacific Islander Community Development	10	Martha	Watanabe	9/26/2024	4/17/2027	Ward 7
Commission on Asian and Pacific Islander Community Development	11	Yilin	Zhang	9/26/2024	4/17/2027	Ward 2
Commission on Asian and Pacific Islander Community Development	12	In Progress				
Commission on Asian and Pacific Islander Community Development	13	In Progress				
Commission on Asian and Pacific Islander Community Development	14	In Progress				
Commission on Asian and Pacific Islander Community Development	15	Vacant				
Commission on Latino Community Development	1	Francis	Aponte		7/26/2028	Ward 5
Commission on Latino Community Development	2	Ronald	Chacon		7/26/2028	Ward 4

BOARD OR COMMISSION	Number of Members	First Name	Last Name	Confirmation	Term end	Residency
Commission on Latino Community Development	3	Mitzi	Graves		7/26/2028	Ward 4
Commission on Latino Community Development	4	Enoe	Jaramillo		7/26/2028	Ward 7
Commission on Latino Community Development	5	Pedro	Lima		7/26/2028	Ward 1
Commission on Latino Community Development	6	Maria	Llanos		7/26/2028	Ward 1
Commission on Latino Community Development	7	Grase	Oleaga Cala		7/26/2028	Ward 4
Commission on Latino Community Development	8	Ada	Vilageliu-Diaz		7/26/2028	Ward 7
Commission on Latino Community Development	9	Floriane	Yataco		7/26/2028	Ward 4
Commission on Latino Community Development	10	In Progress				
Commission on Latino Community Development	11	In Progress				
Commission on Latino Community Development	12	Vacant				
Commission on Latino Community Development	13	Vacant				
Commission on Latino Community Development	14	Vacant				
Commission on Latino Community Development	15	Vacant				
Commission on Nightlife and Culture	1	Vinoda	Basnayake	4/19/2025	3/15/2028	Ward 4
Commission on Nightlife and Culture	2	Ian	Callender	3/18/2025	3/15/2027	Ward 6
Commission on Nightlife and Culture	3	Ris	Lacoste	4/19/2025	3/15/2028	Ward 3
Commission on Nightlife and Culture	4	Walter "Heru"	Peacock	4/19/2025	3/15/2028	Ward 7
Commission on Nightlife and Culture	5	Lukas	Umaña	4/19/2025	3/15/2027	Ward 2
Commission on Nightlife and Culture	6	Bernard	White	3/18/2025	3/15/2027	Maryland Resident
Commission on Nightlife and Culture	7	Vacant				
Commission on Re-Entry and Returning Citizen Affairs	1	James	Berry, Jr.	11/24/2024	8/4/2026	Ward 4
Commission on Re-Entry and Returning Citizen Affairs	2	Kenetta	Calloway	11/24/2024	8/4/2026	Ward 7
Commission on Re-Entry and Returning Citizen Affairs	3	James	Dunn	11/24/2024	8/4/2027	Ward 5
Commission on Re-Entry and Returning Citizen Affairs	4	Clarence	Johnson	2/8/2023	8/4/2025	Ward 8
Commission on Re-Entry and Returning Citizen Affairs	5	Maurice	Tyree	11/24/2024	8/4/2027	Ward 5
Commission on Re-Entry and Returning Citizen Affairs	6	In Progress				
Commission on Re-Entry and Returning Citizen Affairs	7	In Progress				
Commission on Re-Entry and Returning Citizen Affairs	8	In Progress				
Commission on Re-Entry and Returning Citizen Affairs	9	In Progress				
Commission on Re-Entry and Returning Citizen Affairs	10	In Progress				
Commission on Re-Entry and Returning Citizen Affairs	11	In Progress				
Commission on Re-Entry and Returning Citizen Affairs	12	Vacant				
Commission on Re-Entry and Returning Citizen Affairs	13	Vacant				
Commission on Re-Entry and Returning Citizen Affairs	14	Vacant				
Commission on Re-Entry and Returning Citizen Affairs	15	Vacant				
Commission on the Martin Luther King, Jr. Holiday	1	Deborah	Evans		1/31/2027	Ward 5
Commission on the Martin Luther King, Jr. Holiday	2	Manny	Geraldo		1/31/2026	Ward 4
Commission on the Martin Luther King, Jr. Holiday	3	John	Giacomini		1/31/2027	Ward 3
Commission on the Martin Luther King, Jr. Holiday	4	Barbara	Hair		1/31/2027	Ward 8
Commission on the Martin Luther King, Jr. Holiday	5	Mary	Ivey		1/31/2027	Ward 6
Commission on the Martin Luther King, Jr. Holiday	6	Howard	Marks		1/31/2027	Ward 2
Commission on the Martin Luther King, Jr. Holiday	7	Mary	Taylor		1/31/2027	Ward 7
Commission on the Martin Luther King, Jr. Holiday	8	Jessica	Tunon		1/31/2027	Ward 6
Commission on the Martin Luther King, Jr. Holiday	9	Constance	Woody		1/31/2027	Ward 7
Commission on the Martin Luther King, Jr. Holiday	10	Vacant				
Commission on the Martin Luther King, Jr. Holiday	11	Vacant				
Commission on the Martin Luther King, Jr. Holiday	12	Vacant				

BOARD OR COMMISSION	Number of Members	First Name	Last Name	Confirmation	Term end	Residency
Commission on the Martin Luther King, Jr. Holiday	13	Vacant				
Commission on the Martin Luther King, Jr. Holiday	14	Vacant				
Commission on the Martin Luther King, Jr. Holiday	15	Vacant				
Commission on the Martin Luther King, Jr. Holiday	16	Vacant				
District of Columbia Emancipation Commemoration Commission	1	Helga	Baskett-Tippett		10/1/2026	Ward 4
District of Columbia Emancipation Commemoration Commission	2	Malissa	Freese		10/1/2026	Ward 7
District of Columbia Emancipation Commemoration Commission	3	Kimberley	Grimes		10/1/2026	Ward 8
District of Columbia Emancipation Commemoration Commission	4	Brian	Hackney		10/1/2026	Ward 8
District of Columbia Emancipation Commemoration Commission	5	Ayanna	Hawkins		10/1/2026	Ward 5
District of Columbia Emancipation Commemoration Commission	6	Misty	Henderson		10/1/2026	Ward 8
District of Columbia Emancipation Commemoration Commission	7	Chanettia	Nelson		10/1/2026	Ward 7
District of Columbia Emancipation Commemoration Commission	8	Vacant				
District of Columbia Emancipation Commemoration Commission	9	Vacant				
District of Columbia Emancipation Commemoration Commission	10	Vacant				
Mayor's Interfaith Council	1	Aaron	Graham	7/14/2021	1/2/2026	Ward 1
Mayor's Interfaith Council	2	In progress				
Mayor's Interfaith Council	3	In progress				
Mayor's Interfaith Council	4	In progress				
Mayor's Interfaith Council	5	In progress				
Mayor's Interfaith Council	6	In progress				
Mayor's Interfaith Council	7	In progress				
Mayor's Interfaith Council	8	In progress				
Mayor's Interfaith Council	9	In progress				
Mayor's Interfaith Council	10	In progress				
Mayor's Thrive By Five Coordinating Council	1	Ruqiyah	Abu-Anbar		3/1/2025	Ward 5
Mayor's Thrive By Five Coordinating Council	2	Nia	Bodrick		3/1/2025	Ward 6
Mayor's Thrive By Five Coordinating Council	3	LaJoy	Johnson-Law		3/1/2025	Ward 8
Mayor's Thrive By Five Coordinating Council	4	Lindsey	Jones-Renaud		3/1/2025	Ward 7
Mayor's Thrive By Five Coordinating Council	5	Sara	Mead		3/1/2025	Ward 6
Mayor's Thrive By Five Coordinating Council	6	Yael	Meirovich		3/1/2025	Ward 1
Mayor's Thrive By Five Coordinating Council	7	Michelle	Parrish		3/1/2025	Ward 5
Mayor's Thrive By Five Coordinating Council	8	Dominique	Spencer		3/1/2025	Ward 4
Mayor's Thrive By Five Coordinating Council	9	Seteria	Toney		3/1/2025	Ward 2

Attachment #6: EOM Data Bases.

Database name	Detailed description of information within database	Date of database establishment	Date of most recent database upgrade	Date of planned upgrade (if applicable)	Is the database public? (Y/N)	If publicly accessible, where can it be accessed?	If only a subset of database is publicly accessible, please describe the portion that is publicly accessible.
GovDelivery	Use Govdelivery to track how many subscribers open newsletters	N/A	N/A		No	Internal Use Only	N/A
Indigov	Track constituency correspondence	5/17/2023	N/A	N/A	No	Internal Use Only	N/A
Eventbrite	Maintains the list of pre-registered attendees at EOM's events	N/A (External Database)	N/A	N/A	No	Internal Use Only	N/A
eGrants (federal database)	Managing our federal AmeriCorps grants, including submitting applications, reviewing subgrantee applications, and managing grant awards	First launched in the early 2000s.	N/A	N/A	No	AmeriCorps grantees have access via their own accounts	N/A
eGrants (federal database)	Managing our federal AmeriCorps grants, including submitting applications, reviewing subgrantee applications, and managing grant awards	First launched in the early 2000s.	N/A	N/A	No	AmeriCorps grantees have access via their own accounts	N/A
America Learns	Managing data (timesheets, invoicing, progress reports) for awarded AmeriCorps subgrantee grants	First launched in 2004, last updated in December 2025.	N/A	N/A	No	AmeriCorps grantees have access via their own accounts	N/A
ZoomGrants	Grants management, including maintaining records of applications, legal and financial documents, reporting, and contact information	Launched in 2022	N/A	N/A	No	Only available to Grantees	N/A
Galaxy Digital	Contacts, track events outreach, volunteerism	Launched in 2020	N/A	N/A	No	m/user/login/?return=%2Fuser%2Fdashboard%2F	N/A
Quickbase	Track board and commission information and membership.		N/A	N/A	Yes	Internal Use Only	N/A
JazzHR	Track applications to staff positions and applications to join boards and commissions.		N/A	N/A	No	Internal Use Only	N/A

Attachment #7: EOM Approved Budget FY25

Appropriated Fund	Appropriated Fund Description	Program	Program Description	Initial Budget	Revised Budget	Expenditure	Available Budget	Variance Explanation
1010	LOCAL FUND	100003	COMMUNICATIONS - GENERAL	\$1,674,648.00	\$1,828,160.00	\$1,843,693.00	(\$15,532.53)	Variance between budgeted salary vs actual salary
		100042	FLEET MANAGEMENT - GENERAL	\$147,481.00	\$147,481.00	\$65,743.00	\$81,738.30	Variance between budgeted Fleet vs actual fleet maintenance
		100049	APPOINTMENTS	\$882,169.00	\$882,169.00	\$612,607.00	\$269,562.35	Primary due to vacancy savings
		100089	CLUSTER OVERSIGHT - LEGAL			\$897.00	(\$896.68)	
		100151	EXECUTIVE ADMINISTRATION	\$7,097,307.00	\$7,294,484.00	\$7,608,439.00	(\$313,954.26)	Variance between budgeted salary vs actual salary resulting from staffing changes
		150004	AGENCY FIXED COST SERVICES				\$0.00	
		150012	P-CARD CLEARING				\$0.00	
		500001	AFRICAN AFFAIRS	\$773,981.00	\$773,981.00	\$744,821.00	\$29,159.50	Primary due to vacancy savings
		500002	AFRICAN AMERICAN AFFAIRS	\$749,248.00	\$749,248.00	\$481,005.00	\$268,242.92	Primary due to vacancy savings
		500003	CARIBBEAN AFFAIRS	\$233,734.00	\$283,734.00	\$219,400.00	\$64,333.76	Primary due to underspending on Local grants
		500004	EMANCIPATION DAY EVENTS	\$80,000.00	\$337,999.00	\$337,999.00	\$0.00	
		500006	LGBTQ AFFAIRS				\$0.00	
		500007	NIGHTLIFE AND CULTURE INITIATIVES	\$353,496.00	\$353,496.00	\$226,041.00	\$127,454.74	Primary due to vacancy savings
		500008	RELIGIOUS AFFAIRS	\$103,464.00	\$103,464.00	\$93,934.00	\$9,530.35	Vacancy Savings
		500009	WOMEN'S POLICY / INTIATIVES	\$628,723.00	\$628,723.00	\$467,442.00	\$161,280.90	Primary due to vacancy savings
		500010	CORRESPONDENCE SERVICES	\$385,739.00	\$385,739.00	\$447,288.00	(\$61,549.23)	Variance between budgeted salary vs actual salary
		500011	PUBLIC POLICY ANALYSIS SERVICES			\$177,394.00	(\$177,393.52)	Variance between budgeted salary vs actual salary resulting from staffing changes
		500012	SCHEDULING SERVICES	\$461,545.00	\$461,545.00	\$465,913.00	(\$4,367.88)	Variance between budgeted salary vs actual salary
		500013	AMERICORPS SERVICES	\$348,559.00	\$348,559.00	\$292,759.00	\$55,800.37	Primary due to vacancy savings
		500014	OUTREACH INITIATIVES	\$613,414.00	\$613,414.00	\$457,243.00	\$156,171.13	Primary due to vacancy savings
		500015	PARTNERSHIPS/ GRANT SERVICES	\$480,309.00	\$480,309.00	\$277,345.00	\$202,963.71	Primary due to vacancy savings
		500269	CLEAN CITY INITIATIVES	\$245,487.00	\$245,487.00	\$163,387.00	\$82,099.92	Primary due to vacancy savings
		500315	POLICY & LEGISLATIVE AFFAIRS	\$1,387,485.00	\$1,387,485.00	\$1,447,836.00	(\$60,351.46)	Variance between budgeted salary vs actual salary
		500316	FEDERAL & REGIONAL AFFAIRS	\$835,821.00	\$983,643.00	\$809,402.00	\$174,240.57	Primary due to vacancy savings
		500320	MAYOR'S SENIOR STAFF			\$243.00	(\$242.98)	Negligible Variance
	LOCAL FUND Total			\$17,482,608.00	\$18,289,119.00	\$17,240,829.00	\$1,048,289.98	
1010 Total				\$17,482,608.00	\$18,289,119.00	\$17,240,829.00	\$1,048,289.98	
4020	FEDERAL GRANT FUND - FPR	500013	AMERICORPS SERVICES	\$4,331,096.00	\$2,786,670.00	\$2,775,429.00	\$11,240.39	Primary due to underspending on Federal grants
	FEDERAL GRANT FUND - FPR Total			\$4,331,096.00	\$2,786,670.00	\$2,775,429.00	\$11,240.39	
4020 Total				\$4,331,096.00	\$2,786,670.00	\$2,775,429.00	\$11,240.39	
4040	PRIVATE GRANT FUND -FPR	500016	TRAINING SERVICES		\$70,461.00	\$70,461.00	\$0.00	
	PRIVATE GRANT FUND -FPR Total				\$70,461.00	\$70,461.00	\$0.00	
4040 Total					\$70,461.00	\$70,461.00	\$0.00	
Grand Total				\$21,813,704.00	\$21,146,250.00	\$20,086,719.00	\$1,059,530.37	

Attachment #7: EOM Approved Budget FY26

Appropriated Fund		Appropriated Fund		Expenditure and					
Appropriated Fund	Description	Program	Program Description	Initial Budget	Revised Budget	Obligation	Available Budget	Variance Comments	
1010	LOCAL FUND	100003	COMMUNICATIONS - GENERAL	-	-	-	-	EOM expects to spent all the Budget in FY26.	
		100042	FLEET MANAGEMENT - GENERAL	101,902	101,902	16,542	85,360	EOM expects to spent all the Budget in FY26.	
		100151	EXECUTIVE ADMINISTRATION	-	-	-3,105	3,105	EOM expects to spent all the Budget in FY26.	
		500010	CORRESPONDENCE SERVICES	428,322	428,322	120,205	308,117	EOM expects to spent all the Budget in FY26.	
		500012	SCHEDULING SERVICES	466,225	466,225	173,289	292,936	EOM expects to spent all the Budget in FY26.	
		500014	OUTREACH INITIATIVES	610,914	610,914	91,026	519,888	EOM expects to spent all the Budget in FY26.	
		500015	PARTNERSHIPS/ GRANT SERVICES	5,357,645	4,985,029	3,776,174	1,208,855	EOM expects to spent all the Budget in FY26.	
		500029	DISTRICTWIDE AGENCY OVERSIGHT AND SUPPORT	-	-	211	-211	EOM expects to spent all the Budget in FY26.	
		500269	CLEAN CITY INITIATIVES	-	-	1,737	-1,737	EOM expects to spent all the Budget in FY26.	
		500315	POLICY & LEGISLATIVE AFFAIRS	1,303,548	1,303,548	326,056	977,492	EOM expects to spent all the Budget in FY26.	
		500320	MAYOR'S SENIOR STAFF	1,679,458	1,770,994	580,415	1,190,579	EOM expects to spent all the Budget in FY26.	
		500321	TALENT AND APPOINTMENTS	674,007	775,114	178,311	596,803	EOM expects to spent all the Budget in FY26.	
		500322	COMMUNICATIONS	1,666,724	1,666,724	479,318	1,187,406	EOM expects to spent all the Budget in FY26.	
		500323	SUPPORT SERVICES	1,078,568	1,078,568	258,580	819,988	EOM expects to spent all the Budget in FY26.	
		500324	GENERAL COUNSEL	954,273	954,273	247,462	706,811	EOM expects to spent all the Budget in FY26.	
		500325	SERVE DC ADMINISTRATION	405,233	405,233	92,757	312,476	EOM expects to spent all the Budget in FY26.	
		500333	MAYOR'S OFFICE OF CULTURAL AFFAIRS	5,229,285	5,409,257	1,178,993	4,230,264	EOM expects to spent all the Budget in FY26.	
		500334	MAYOR'S OFFICE OF COMMUNITY RELATIONS AND SERVICES	3,549,271	3,549,271	876,209	2,673,062	EOM expects to spent all the Budget in FY26.	
		500335	MAYOR'S OFFICE OF COMMUNITY PARTNERSHIPS	3,712,989	3,712,989	659,829	3,053,160	EOM expects to spent all the Budget in FY26.	
		1010 Total				27,218,365	27,218,365	9,054,009	18,164,354
	1060	SPECIAL PURPOSE RE	500335	MAYOR'S OFFICE OF COMMUNITY PARTNERSHIPS	23,114	23,114	-	23,114	EOM expects to spent all the Budget in FY26.
1060 Total				23,114	23,114	-	23,114	EOM expects to spent all the Budget in FY26.	
	4020	FEDERAL GRANT FUN	500013	AMERICORPS SERVICES	-	-	-10,731	10,731	EOM expects to spent all the Budget in FY26.
			500325	SERVE DC ADMINISTRATION	4,256,208	4,256,208	3,255,019	1,001,189	EOM expects to spent all the Budget in FY26.
4020 Total				4,256,208	4,256,208	3,244,289	1,011,919	EOM expects to spent all the Budget in FY26.	
Grand Total				31,497,687	31,497,687	12,298,297	19,199,390	EOM expects to spent all the Budget in FY26.	

Attachment #8: EOM Cost Allocation for FY25

Fund	Fund Description	Account Category Description	Account Group Description	FY25 Actual Spent
1010001	LOCAL FUNDS	PERSONNEL SERVICES	ADDITIONAL GROSS PAY	\$93,045.00
			CONTINUING FULL TIME	\$12,560,480.00
			CONTINUING FULL TIME - OTHERS	\$248,830.00
			FRINGE BENEFITS - CURR PERSONNEL	\$2,579,045.00
		NON-PERSONNEL SERVICES	ENERGY COMM & BLDG RENTALS	-
			GOVERNMENT SUBSIDIES & GRANTS	\$353,000.00
			OTHER SERVICES & CHARGES	\$842,492.00
		P-CARD CLEARING ACCOUNT BUDGET TRACKING	\$897.00	
		SUPPLIES & MATERIALS	\$225,214.00	
1010001 Total				\$16,903,002.00
1010038	EMANCIPATION DAY FUNDS	NON-PERSONNEL SERVICES	OTHER SERVICES & CHARGES	\$337,999.00
1010038 Total				\$337,999.00
4020002	FEDERAL GRANTS	PERSONNEL SERVICES	ADDITIONAL GROSS PAY	\$1,328.00
			CONTINUING FULL TIME	\$129,613.00
			FRINGE BENEFITS - CURR PERSONNEL	\$27,550.00
		NON-PERSONNEL SERVICES	GOVERNMENT SUBSIDIES & GRANTS	\$2,546,991.00
			OTHER SERVICES & CHARGES	\$35,491.00
			SUPPLIES & MATERIALS	\$23,727.00
4020002 Total				\$2,764,699.00
4040002	PRIVATE GRANT FUND	PERSONNEL SERVICES	CONTINUING FULL TIME - OTHERS	-\$9,999.00
		NON-PERSONNEL SERVICES	OTHER SERVICES & CHARGES	\$80,460.00
4040002 Total				\$70,461.00
Grand Total				\$20,076,160.00

Attachment #8: EOM Cost Allocation for FY26

Fund	Fund Description	Account Category Description	Account Group Description	FY2026 PLAN
1010001	LOCAL FUNDS	PERSONNEL SERVICES	CONTINUING FULL TIME	\$15,610,377.82
			CONTINUING FULL TIME - OTHERS	\$1,372,250.72
			FRINGE BENEFITS - CURR PERSONNEL	\$3,532,386.79
			ADDITIONAL GROSS PAY	\$0.00
		NON-PERSONNEL SERVICES	CONTRACTUAL SERVICES - OTHER	\$47,070.88
			GOVERNMENT SUBSIDIES & GRANTS	\$4,652,093.47
			OTHER SERVICES & CHARGES	\$1,660,423.24
			PURCHASES EQUIPMENT & MACHINERY	\$12,595.00
			SUPPLIES & MATERIALS	\$251,166.72
1010001 Total				\$27,138,364.64
1010038	EMANCIPATION DAY FUNDS	NON-PERSONNEL SERVICES	OTHER SERVICES & CHARGES	\$80,000.00
1010038 Total				\$80,000.00
1060007	OFFICE OF VETERANS AFFAIRS FUND	NON-PERSONNEL SERVICES	OTHER SERVICES & CHARGES	\$23,114.00
1060007 Total				\$23,114.00
4020002	FEDERAL GRANTS	NON-PERSONNEL SERVICES	GOVERNMENT SUBSIDIES & GRANTS	\$3,690,570.66
			OTHER SERVICES & CHARGES	\$281,829.00
			SUPPLIES & MATERIALS	\$34,449.00
		PERSONNEL SERVICES	CONTINUING FULL TIME	\$206,423.38
			FRINGE BENEFITS - CURR PERSONNEL	\$42,936.06
4020002 Total				\$4,256,208.10
Grand Total				\$31,497,686.74

Attachment #9: EOM 's Federal Grants Lapsed.

Grant / Award Information								Grant Expenditures						Grant Lapse Tracking				
Grant #	Grant Name	Source	Project #	Award Number	Award Start Date	Expiration Date	Status	Total Grant Award	FY22	FY23	FY24	FY25	FY26 Q1	Total Expense	Potential Grant Lapse Amount	Lapse %	Lapse Explanation	Comments
21AFBDC001	AmeriCorps State Formula	Federal Grant	200001	2000001	7/1/2021	2/28/2025	Expired	\$3,103,740.00	\$897,363.99	\$668,993.83	\$1,537,382.18	\$0.00		\$3,103,740.00	\$0.00	0.0%	No federal grants funds lapsed. Deficit shown might be due to incorrect FY22 expenditures	Award expired on 2/28/25. No budget for this award in FY25
22ESBDC001	AmeriCorps Fixed Amount (State)	Federal Grant	200002	2000002	7/1/2022	6/30/2025	Expired	\$9,368,000.00	\$0.00	\$1,291,304.22	\$1,414,777.65	\$1,342,810.14		\$4,048,892.01	\$5,319,107.99	56.8%	This grant is our competitive fixed grant with AmeriCorps, our largest AmeriCorps grant. Serve DC forwards submitted competitive grants directly to AmeriCorps and it is the federal agency, not Serve DC, that determines awardees and award amounts. Competitive grantees then submit monthly reimbursement invoices to Serve DC to spend down the grants. Serve DC has historically seen that competitive grantees apply for a larger amount of funding than they have historically spent each each, and this in turns leads to a sizable amount of unspent funds at the end of each grant year.	New Award Coming?
22FXBDC001	AmeriCorps Formula Fixed Amount	Federal Grant	200004	2000003	7/1/2022	8/31/2025	Expired	\$433,000.00	\$0.00	\$98,561.28	\$133,111.16	\$102,045.04		\$333,717.48	\$99,282.52	22.9%	This grant is a cost reimbursement grant, where grantees submit monthly reimbursement invoices to Serve DC to spend down the grants. Serve DC has historically seen that some formula grantees apply for a larger amount of funding than they have historically spent each each, and this in turns leads to unspent funds at the end of each grant year.	
22CABDC001	AmeriCorps State Commission Support	Federal Grant	200006	2000004	1/1/2022	12/31/2025	Expired	\$1,145,000.00	\$153,388.97	\$226,967.95	\$247,541.83	\$135,245.59	\$40,330.64	\$803,474.98	\$341,525.02	29.8%	For FY 2025, Serve DC did not fully expend the AmeriCorps State Commission Support (Federal Grant 200006) and AmeriCorps Training and Technical Assistance (Federal Grant 200008) awards due to agency-wide fiscal constraints implemented during the spring/summer budget crunch. In alignment with the Executive's direction to limit non essential spending, Serve DC curtailed certain grant funded activities, including staff travel, events, and other discretionary operating costs, which resulted in a portion of the budgeted grant funds remaining unspent. These grants primarily support administrative and programmatic activities (e.g., staff salaries, office operations, events, and training), and the unspent balances reflect cost saving measures rather than a reduction in program commitment. In some cases, projected costs (such as large software purchases or conference expenditures) came in below initial estimates, and planned activities like the annual Spirit of Service Awards (SOSA) did not occur in FY 2025, further reducing drawdown on the grants.	
22TABDC001	AmeriCorps Training and Technical Assistance	Federal Grant	200008	2000006	1/1/2022	12/31/2025	Expired	\$1,002,630.00	\$205,207.56	\$125,726.54	\$226,848.03	\$96,514.30	\$15,470.27	\$669,766.70	\$332,863.30	33.2%	See AmeriCorps State Commission Support response above.	

Attachment #10: EOM 's Intra-Transfer as Seller and Buyer Agency in FY25 and FY26

EOM (AA0) as Seller Agency:

Fiscal Year	Agency Name	Project Description	Amount
2025	DEPARTMENT OF GENERAL SERVICES	AA0 - DGS MOU - CONTRACT SECURITY GUARD SERVICES	\$308.34
2025	OFFICE OF FINANCE AND RESOURCE MANAGEMENT	AA0-RTS NON DCNET	\$1,000.00
2025	OFFICE OF THE CHIEF FINANCIAL OFFICER	AA0.8AASA24.SINGLE AUDIT SERVICES(GOC)	\$23,159.00
2025	D.C. DEPARTMENT OF HUMAN RESOURCES	AA0 - DCHR MOU - EXECUTIVE LEADERSHIP PROGRAM	\$13,131.15
2025	DISTRICT OF COLUMBIA PUBLIC LIBRARY	AA0 - DCPL MOU - MLK LIBRARY EVENT RENTAL	\$1,000.00
2025	OFFICE OF THE DEAF, DEAFBLIND, AND HARD OF HEARING	AA0 - MODDH MOU - EFFECTIVE COMMUNICATION PROGRAM	\$50,000.00
2025	DEPARTMENT OF PUBLIC WORKS	AA0.KTAAF.M.FLEET MGMT OFFICE OF THE MAYOR	\$147,481.06
2025	OFFICE OF THE CHIEF TECHNOLOGY OFFICER	AA0-RTS DCNET	\$500.00
2025	OFFICE OF UNIFIED COMMUNICATIONS	AA0-SERVE DC-UCO-CITYWIDE RADIO	\$1,993.67
2026	DEPARTMENT OF GENERAL SERVICES	AA0-AM0 EOM DGS SERVICE AGREEMENT	\$5,000.00
2026	OFFICE OF THE SECRETARY	AA0-BA0 EOM AND DC COUNCIL RECEPTION	\$24,059.89
2026	DISTRICT OF COLUMBIA PUBLIC LIBRARY	AA0 - DCPL MOU - MLK LIBRARY EVENT RENTAL	\$1,100.00
2026	OFFICE OF CABLE TELEVISION, FILM, MUSIC, AND ENTERTAINMENT	AA0 - CIO MOU BETWEEN OCFTME AND EOM	\$1,200.00
2026	DEPARTMENT OF PUBLIC WORKS	AA0.KTAAF.M.FLEET MGMT OFFICE OF THE MAYOR	\$101,902.37
2026	DEPARTMENT OF FOR-HIRE VEHICLES	AA0-TC0 MOU EOM MOVA WITH DFHV	\$268,000.00
2026	OFFICE OF THE CHIEF TECHNOLOGY OFFICER	AA0 - OCTO IT ASSESSMENT - MAYOR'S OFFICE OF COMMUNITY RELATIONS AND SERVICES	\$1,553.36
2026	OFFICE OF THE CHIEF TECHNOLOGY OFFICER	AA0 - OCTO IT ASSESSMENT - OFFICE OF THE MAYOR	\$42,009.79
2026	OFFICE OF UNIFIED COMMUNICATIONS	AA0-SERVE DC-UCO-CITYWIDE RADIO	\$2,009.24

EOM (AA0) as Buyer Agency:

Fiscal Year	Agency Name	Project Description	Amount
2025	D.C. DEPARTMENT OF HUMAN RESOURCES	AA0 - DCHR MOU - EXECUTIVE LEADERSHIP PROGRAM	\$13,131.15
2025	DISTRICT OF COLUMBIA PUBLIC LIBRARY	AA0 - DCPL MOU - MLK LIBRARY EVENT RENTAL	\$1,000.00
2025	DEPARTMENT OF GENERAL SERVICES	AA0 - DGS MOU - CONTRACT SECURITY GUARD SERVICES	\$308.34
2025	OFFICE OF THE DEAF, DEAFBLIND, AND HARD OF HEARING	AA0 - MODDH MOU - EFFECTIVE COMMUNICATION PROGRAM	\$50,000.00
2025	OFFICE OF THE CHIEF FINANCIAL OFFICER	AA0.8AASA24.SINGLE AUDIT SERVICES(GOC)	\$23,159.00
2025	DEPARTMENT OF PUBLIC WORKS	AA0.KTAAF.M.FLEET MGMT OFFICE OF THE MAYOR	\$147,481.06
2025	OFFICE OF THE CHIEF TECHNOLOGY OFFICER	AA0-RTS DCNET	\$500.00
2025	OFFICE OF THE CHIEF TECHNOLOGY OFFICER	AA0-RTS NON DCNET	\$1,000.00
2025	OFFICE OF UNIFIED COMMUNICATIONS	AA0-SERVE DC-UCO-CITYWIDE RADIO	\$1,993.67
2026	OFFICE OF CABLE TELEVISION, FILM, MUSIC, AND ENTERTAINMENT	AA0 - CIO MOU BETWEEN OCFTME AND EOM	\$1,200.00
2026	DISTRICT OF COLUMBIA PUBLIC LIBRARY	AA0 - DCPL MOU - MLK LIBRARY EVENT RENTAL	\$1,100.00
2026	OFFICE OF THE CHIEF TECHNOLOGY OFFICER	AA0 - OCTO IT ASSESSMENT - MAYOR'S OFFICE OF COMMUNITY RELATIONS AND SERVICES	\$1,553.36
2026	OFFICE OF THE CHIEF TECHNOLOGY OFFICER	AA0 - OCTO IT ASSESSMENT - OFFICE OF THE MAYOR	\$42,009.79
2026	DEPARTMENT OF PUBLIC WORKS	AA0.KTAAF.M.FLEET MGMT OFFICE OF THE MAYOR	\$101,902.37
2026	DEPARTMENT OF GENERAL SERVICES	AA0-AM0 EOM DGS SERVICE AGREEMENT	\$5,000.00
2026	OFFICE OF THE SECRETARY	AA0-BA0 EOM AND DC COUNCIL RECEPTION	\$24,059.89
2026	OFFICE OF UNIFIED COMMUNICATIONS	AA0-SERVE DC-UCO-CITYWIDE RADIO	\$2,009.24
2026	DEPARTMENT FOR HIRE VEHICLES	AA0-TC0 MOU EOM MOVA WITH DFHV	\$268,000.00

Attachment #11: EOM 's Grants Rceived in FY25 and FY26

Fiscal Year	Appropriated Fund Description	Federal Agency Name	Receiver Agency	Award Description	Fund Description	Program Description	Recurring/ One Time	Competitively bid or sole-source	Percentage	Amount	Balances	Lapse Grants
FY 2025	Private Grants	JP Morgan	SERVE DC	AA0.SDC JP MORGAN SYEP	PRIVATE GRANT FUND	TRAINING SERVICES	One Time	Competitively Bid	5.11%	\$150,000.00	\$79,531.00	Yes
FY 2025	FEDERAL GRANT FUND - FPR	Americorps	SERVE DC	AA0.8200.AMERCO.AMERICORPS COMPETITIVE PROGRAM	FEDERAL GRANTS	AMERICORPS SERVICES	Recurring	Competitively Bid	0.00%	\$0.00	\$0.00	
FY 2025	FEDERAL GRANT FUND - FPR	Americorps	SERVE DC	AA0.8200.ASF000.AMERICORPS STATE FORMULA GRANT	FEDERAL GRANTS	AMERICORPS SERVICES	Recurring	Sole-Source	0.00%	\$3.00	\$11,240.39	Yes
FY 2025	FEDERAL GRANT FUND - FPR	Americorps	SERVE DC	AA0.8200.ASF000.AMERICORPS FIXED AMOUNT	FEDERAL GRANTS	AMERICORPS SERVICES	Recurring	Competitively Bid	60.65%	\$1,781,184.12	\$0.00	Yes
FY 2025	FEDERAL GRANT FUND - FPR	Americorps	SERVE DC	AA0.8200.FOFX00.AMERICORPS FORMULA FIXED	FEDERAL GRANTS	AMERICORPS SERVICES	Recurring	Sole-Source	3.88%	\$114,031.77	\$0.00	Yes
FY 2025	FEDERAL GRANT FUND - FPR	Americorps	SERVE DC	AA0.8200.PDATAD.PDAT ADMIN TO STATE COMMISSIONS ALT. ADM	FEDERAL GRANTS	AMERICORPS SERVICES	Recurring	Sole-Source	4.19%	\$123,068.31	\$0.00	Yes
FY 2025	FEDERAL GRANT FUND - FPR	Americorps	SERVE DC	AA0.8200.TTA000.TRAINING & TECHNICAL ASSISTANCE	FEDERAL GRANTS	AMERICORPS SERVICES	Recurring	Sole-Source	3.22%	\$94,639.74	\$0.00	Yes
FY 2025	FEDERAL GRANT FUND - FPR	Americorps	SERVE DC	AA0.PROJECT200001.AMERICORPSSATEFORMULA.24AFBDC001	FEDERAL GRANTS	AMERICORPS SERVICES	Recurring	Sole-Source	22.94%	\$673,742.86	\$0.00	
								TOTAL	100.00%	\$2,936,669.80	\$11,240.39	
FY 2026	FEDERAL GRANT FUND - FPR	Americorps	SERVE DC	AA0.8200.AMERCO.AMERICORPS COMPETITIVE PROGRAM	FEDERAL GRANTS	SERVE DC ADMINISTRATION	Recurring	Competitively Bid	0.00%	\$3.00	\$3.00	
FY 2026	FEDERAL GRANT FUND - FPR	Americorps	SERVE DC	AA0.8200.ASF000.AMERICORPS STATE FORMULA GRANT	FEDERAL GRANTS	SERVE DC ADMINISTRATION	Recurring	Sole-Source	15.45%	\$657,710.95	\$25,000.00	
FY 2026	FEDERAL GRANT FUND - FPR	Americorps	SERVE DC	AA0.8200.ASF000.AMERICORPS FIXED AMOUNT	FEDERAL GRANTS	SERVE DC ADMINISTRATION	Recurring	Competitively Bid	58.48%	\$2,488,878.00	\$0.00	
FY 2026	FEDERAL GRANT FUND - FPR	Americorps	SERVE DC	AA0.8200.FOFX00.AMERICORPS FORMULA FIXED	FEDERAL GRANTS	SERVE DC ADMINISTRATION	Recurring	Sole-Source	2.89%	\$123,002.00	\$123,002.00	
FY 2026	FEDERAL GRANT FUND - FPR	Americorps	SERVE DC	AA0.8200.PDATAD.PDAT ADMIN TO STATE COMMISSIONS ALT. ADM	FEDERAL GRANTS	AMERICORPS SERVICES	Recurring	Sole-Source	0.00%	\$0.00	\$0.00	
FY 2026	FEDERAL GRANT FUND - FPR	Americorps	SERVE DC	AA0.8200.PDATAD.PDAT ADMIN TO STATE COMMISSIONS ALT. ADM	FEDERAL GRANTS	SERVE DC ADMINISTRATION	Recurring	Sole-Source	9.38%	\$399,234.55	\$356,978.66	
FY 2026	FEDERAL GRANT FUND - FPR	Americorps	SERVE DC	AA0.8200.TTA000.TRAINING & TECHNICAL ASSISTANCE	FEDERAL GRANTS	AMERICORPS SERVICES	Recurring	Sole-Source	0.00%	\$0.00	\$0.00	
FY 2026	FEDERAL GRANT FUND - FPR	Americorps	SERVE DC	AA0.8200.TTA000.TRAINING & TECHNICAL ASSISTANCE	FEDERAL GRANTS	SERVE DC ADMINISTRATION	Recurring	Sole-Source	11.14%	\$474,087.55	\$457,912.98	
FY 2026	FEDERAL GRANT FUND - FPR	Americorps	SERVE DC	AA0.8200.VOL000.VOLUNTEER GENERATION FUND	FEDERAL GRANTS	SERVE DC ADMINISTRATION	One Time	Competitively Bid	0.00%	\$1.00	\$1.00	
FY 2026	FEDERAL GRANT FUND - FPR	Americorps	SERVE DC	AA0.PROJECT200001.AMERICORPSSATEFORMULA.24AFBDC001	FEDERAL GRANTS	AMERICORPS SERVICES	Recurring	Sole-Source	0.00%	\$0.00	\$10,730.78	
FY 2026	FEDERAL GRANT FUND - FPR	Americorps	SERVE DC	AA0.PROJECT200001.AMERICORPSSATEFORMULA.24AFBDC002	FEDERAL GRANTS	SERVE DC ADMINISTRATION	Recurring	Sole-Source	2.66%	\$113,291.05	\$38,291.05	
								TOTAL	100.00%	\$4,256,208.10	\$1,011,919.47	



GOVERNMENT OF THE DISTRICT OF COLUMBIA

RESIDENTS

EXECUTIVE BRANCH

MAYOR

JUDICIAL BRANCH

LEGISLATIVE BRANCH

Council of the District of Columbia

DC Auditor

Advisory Neighborhood Commissions

Board of Elections* (including the Office of Campaign Finance)

Board of Ethics and Government Accountability

Office of Government Ethics

Office of Government Ethics

Contract Appeals Board

DC Retirement Board

DC Water





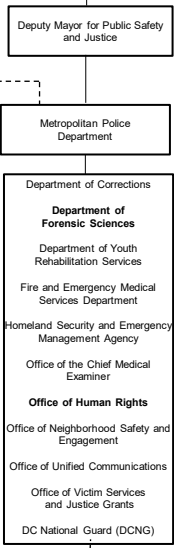

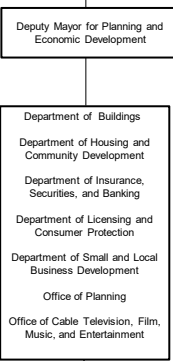



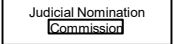
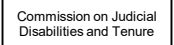
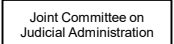
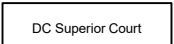
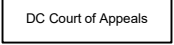

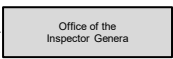


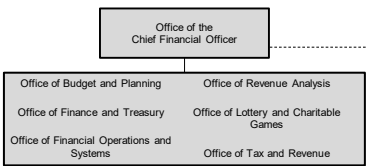
Office of Administrative Hearings

Office of Employee Appeals

Office of the People's Counsel

Public Employee Relations Board

Public Service Commission*



As of January 21, 2026

Attachment #13: Boards and Commission Compensation table

Board and Commission Compensation Table				
	Board or Commission	Compensation Type	Member Compensation Rate	Chair Compensation Rate (if different)
1	Alcoholic Beverage and Cannabis Board (ABCA Board)	Hourly Rate & Stipend	\$50 per hour, not to exceed \$18,000, and a \$250 weekly stipend	\$50 per hour, not to exceed \$21,600, and a \$350 weekly stipend
2	Board of Elections (DCBOE)	Hourly Rate	\$40 per hour, not to exceed \$12,500	
3	Board of Ethics and Government Accountability (BEGA)	Salary	\$12,000	
4	Board of Zoning Adjustment (BZA)	Hourly Rate	\$25 per hour, not to exceed \$12,000	\$25 per hour, not to exceed \$14,400
5	Contract Appeals Board (CAB)	Salary	\$201,706	\$204,527
6	District of Columbia Housing Authority Stabilization and Reform Board (STAR)	Stipend	\$4,000 per year	\$6,000 per year
7	District of Columbia Retirement Board (DCRB)	Hourly Rate	Rate equal to the hourly equivalent of highest step of Grade 15 of the General Schedule, not to exceed \$15,000	Rate equal to the hourly equivalent of highest step of Grade 15 of the General Schedule, not to exceed \$25,000
8	Food Policy Council	Stipend	Not more than \$100 per meeting	
9	For-Hire Vehicle Advisory Council	Stipend	\$50 per meeting, not to exceed \$1,350	\$50 per meeting, not to exceed \$1,620
10	Higher Education Licensure Commission (HELC)	Stipend	\$8,000 per year	\$9,600 per year
11	Historic Preservation Review Board (HPRB)	Hourly Rate	\$25 per hour	

	Board or Commission	Compensation Type	Member Compensation Rate	Chair Compensation Rate (if different)
12	Housing Finance Agency Board of Directors	Per Diem	Rate equal to the daily equivalent of step 1 of Grade 15 of the General Schedule	
13	Interagency Council on Homelessness	Stipend	\$50 per meeting	
14	National Capital Planning Commission (NCPC)	Stipend	\$100 per day	
15	Office of Employee Appeals (OEA)	Hourly Rate	\$25 per hour, not to exceed \$6,000	\$25 per hour, not to exceed \$7,200
16	Police and Firefighter's Retirement and Relief Board (PFRRB)	Hourly Rate	\$25 per hour, not to exceed \$8,000	
17	Public Employee Relations Board (PERB)	Hourly Rate	\$250 per day or \$31.25 per hour, whichever is less, not to exceed \$6,000	\$250 per day or \$31.25 per hour, whichever is less, not to exceed \$7,200
18	Public Service Commission (PSC)	Salary	\$198,759	\$209,220
19	Real Property Tax Appeals Commission (RPTAC)	Salary		
20	Rental Housing Commission	Salary	\$165,006	\$180,668
21	Washington Metrorail Safety Commission	Stipend	\$200 per meeting	
22	Water and Sewer Authority Board of Directors (WASA / DC Water)	Stipend	\$50 per meeting, not to exceed \$4,000	
23	Zoning Commission	Hourly Rate	\$25 per hour, not to exceed \$12,000	\$25 per hour, not to exceed \$14,400

Attachment #14: Boards and Commission Vacancies

Board or Commission	Total Seats	Vacant Seats
Statewide Independent Living Council	24	15
Commission on African-American Affairs	17	11
State Rehabilitation Council	20	10
Commission for National and Community Service	12	9
Mayor's Interfaith Council	10	9
Age-Friendly DC in 2028 Task Force	18	8
Community Schools Advisory Committee	13	8
Perinatal and Infant Health Advisory Committee	8	8
Commission on the Martin Luther King, Jr. Holiday	16	7
Adult Career Pathways Task Force	6	6
Advisory Committee to the Office of Lesbian, Gay, Bisexual, Transgender, and Questioning Affairs	11	6
Child Fatality Review Committee	11	6
Commission on Latino Community Development	15	6
Commission on Poverty	19	6
Maternal Mortality Review Committee	18	6
Board of Barber and Cosmetology	14	5
Commission on Re-Entry and Returning Citizen Affairs	15	5
Domestic Violence Fatality Review Board	13	5
Emergency Medical Services Advisory Committee	11	5
For-Hire Vehicle Advisory Council	9	5
Health Information Exchange Policy Board	15	5
Housing Production Trust Fund Board	10	5
Mayor's Advisory Committee on Child Abuse and Neglect	11	5
Washington DC Regional Planning Commission on Health and HIV	32	5
Youth Apprenticeship Advisory Committee	9	5
Board of Library Trustees	11	4
Board of Professional Counseling	7	4
Commission for Women	21	4
Commission on Human Rights	16	4
Condominium Association Advisory Council	4	4
Homeland Security Commission	7	4
Police Complaints Board	9	4
Workforce Investment Council	24	4
Board of Architecture, Interior Design, and Landscape Architecture	9	3
Board of Nursing	14	3
Board of Psychology	6	3
Board of Respiratory Care	5	3
Building Energy Performance Standards Task Force	12	3
Commission on Aging	15	3
Commission on Persons with Disabilities	12	3
Developmental Disabilities Fatality Review Committee	6	3
District of Columbia Emancipation Commemoration Commission	10	3
Humanities Council of Washington, DC	5	3
Open Government Advisory Group	8	3
Police Officers Standards and Training Board	4	3
Violence Fatality Review Committee	14	3
Advisory Board on Veterans Affairs for the District of Columbia	21	2
Advisory Committee to the Office of Administrative Hearings	3	2
Alcoholic Beverage and Cannabis Board	7	2
Board of Massage Therapy	5	2
Board of Medicine	14	2
Board of Optometry	5	2
Board of Professional Engineering	7	2

Board or Commission	Total Seats	Vacant Seats
Board of Social Work	6	2
Board of Zoning Adjustment	3	2
Commission on Climate Change and Resiliency	8	2
Construction Codes Coordinating Board	6	2
Food Policy Council	12	2
Green Building Advisory Council	6	2
Interagency Coordinating Council	9	2
Multimodal Accessibility Advisory Council	6	2
Opioid Fatality Review Board	7	2
Sentencing Commission	2	2
State Early Childhood Development Coordinating Council	12	2
Students in the Care of DC Coordinating Committee	9	2
Advisory Committee to the Office on Caribbean Community Affairs	12	1
Apprenticeship Council	9	1
Board of Accountancy	5	1
Board of Dentistry	7	1
Board of Dietetics & Nutrition	5	1
Board of Elections	3	1
Board of Funeral Directors	5	1
Board of Industrial Trades	15	1
Board of Pharmacy	7	1
Board of Podiatry	3	1
Board of Real Estate Appraisers	5	1
Board of Trustees of the University of the District of Columbia	11	1
Board of Veterinary Medicine	5	1
Chesapeake Bay Program Stakeholders' Advisory Committee	4	1
Clemency Board	5	1
Combat Sports Commission	5	1
Commission on African Affairs	15	1
Commission on Asian and Pacific Islander Community Development	15	1
Commission on Fashion Arts and Events	8	1
Commission on Health Equity	9	1
Commission on Nightlife and Culture	7	1
Commission on Out of School Time Grants and Youth Outcomes	14	1
District of Columbia Housing Authority Board of Directors	6	1
District of Columbia State Athletics Commission	9	1
Green Finance Authority Board of Directors	7	1
Health Benefit Exchange Authority Executive Board	7	1
Higher Education Licensure Commission	5	1
Historic Preservation Review Board	9	1
Housing Finance Agency Board of Directors	5	1
Interagency Council on Homelessness	20	1
Interstate Commission on the Potomac River Basin	6	1
Office of Employee Appeals	6	1
Police and Firefighter's Retirement and Relief Board	2	1
Public Employee Relations Board	6	1
Statewide Health Coordinating Council	11	1
Sustainable Energy Utility Advisory Board	9	1
United Planning Organization Board of Directors (UPO)	6	1
Washington Convention and Sports Authority Board of Directors	9	1
Washington D.C. Convention and Tourism Corporation	1	1
Water and Sewer Authority Board of Directors	12	1
Advisory Committee on Black LGBTQIA+ History	3	0
Advisory Group on Artificial Intelligence Values Alignment	8	0
America's Semiquincentennial - District of Columbia 250 Commission	7	0
Board of Acupuncture, Chiropractic, and Naturopathic Physicians	5	0

Board or Commission	Total Seats	Vacant Seats
Board of Ethics and Government Accountability	5	0
Board of Rehabilitative Therapies	10	0
Chesapeake Bay Program Local Government Advisory Committee	3	0
Chesapeake Bay Scientific & Technical Advisory Committee	0	0
Child Support Guideline Commission	3	0
Citizen Review Panel for Child Abuse and Neglect	8	0
Commission on Judicial Disabilities and Tenure	2	0
Commission on Selection and Tenure of Administrative Law Judges of the Office of Administrative Hearings	1	0
Commission on the Arts and Humanities	12	0
Contract Appeals Board	3	0
Corrections Information Council	3	0
Developmental Disabilities State Planning Council	18	0
District of Columbia Commemorative Works Committee	2	0
District of Columbia Educational Opportunity for Military Children State Council	0	0
District of Columbia Research Practice Partnership Advisory Committee	4	0
District of Columbia Retirement Board	3	0
District Waterways Advisory Commission	7	0
Eastern Market Community Advisory Committee	1	0
Education Commission of the States	0	0
Financial Literacy Council	4	0
Health Equity Committee	4	0
Healthy Youth and Schools Commission	5	0
Innovation and Technology Inclusion Council	20	0
Interstate Medical Licensure Compact Commission	2	0
Judicial Nomination Commission	2	0
Juvenile Justice Advisory Group	20	0
Leadership Council for a Cleaner Anacostia River	24	0
Mayor's Thrive By Five Coordinating Council	16	0
Metropolitan Washington Airports Authority Board of Directors	4	0
National Capital Planning Commission	2	0
Opioid Abatement Advisory Commission	5	0
Other Post-Employment Benefits Fund Advisory Committee	0	0
Public Charter School Board	7	0
Public Charter School Credit Enhancement Committee	4	0
Public Service Commission	3	0
Racial Equity Advisory Board	9	0
Rail Advisory Board	3	0
Real Estate Commission	9	0
Real Property Tax Appeals Commission	6	0
Recreational Trails Advisory Committee	9	0
Rental Housing Commission	3	0
Science Advisory Board	9	0
Selective Service System Local Board	21	0
State Advisory Panel on Special Education	12	0
Tobacco Settlement Financing Corporation	1	0
Uniform Law Commission (ULC)	3	0
Urban Forestry Advisory Council (UFAC)	4	0
Use of Force Review Board	3	0
Walter Reed Army Medical Center Site Reuse Advisory Committee	3	0
Washington Metrorail Safety Commission	2	0
Zoning Commission	3	0

Attachment #15: EOM Local Grants FY26 to date

Count	Organization/CBOS	Funding	Grant Program	Grant Code	Amount Approved in FY26
1	A Wider Circle	LOCAL	Community Development Grants	CDG	\$50,000.00
2	African Women's Cancer Awareness Association	LOCAL	Community Development Grants	CDG	\$25,000.00
3	Amala Lives	LOCAL	Community Development Grants	CDG	\$25,000.00
4	An Open Book Foundation	LOCAL	Community Development Grants	CDG	\$25,000.00
5	Art Enables	LOCAL	Community Development Grants	CDG	\$15,000.00
6	Asian American LEAD Leadership Empowerment and Development for Youth and Family	LOCAL	Community Development Grants	CDG	\$50,000.00
7	AsylumWorks	LOCAL	Community Development Grants	CDG	\$25,000.00
8	Atlas Performing Arts Center	LOCAL	Community Development Grants	CDG	\$15,000.00
9	Babie Girl Production	LOCAL	Community Development Grants	CDG	\$15,000.00
10	Boys & Girls Clubs of Greater Washington (BCCGW)	LOCAL	Community Development Grants	CDG	\$25,000.00
11	Bright Beginnings, Inc.	LOCAL	Community Development Grants	CDG	\$15,000.00
12	Building Bridges Across the River	LOCAL	Community Development Grants	CDG	\$15,000.00
13	Building Bridges Foundation	LOCAL	Community Development Grants	CDG	\$15,000.00
14	Calvary Women's Services, Inc.	LOCAL	Community Development Grants	CDG	\$15,000.00
15	Capitol Hill Arts Workshop	LOCAL	Community Development Grants	CDG	\$15,000.00
16	CARECEN-Central American Resource Center	LOCAL	Community Development Grants	CDG	\$100,000.00
17	Casa Iris	LOCAL	Community Development Grants	CDG	\$25,000.00
18	Catholic Charities of the Archdiocese of Washington, Inc.	LOCAL	Community Development Grants	CDG	\$25,000.00
19	Central Community Development Corporation	LOCAL	Community Development Grants	CDG	\$15,000.00
20	Chinatown Service Center	LOCAL	Community Development Grants	CDG	\$50,000.00
21	Christ Child Society of Washington, DC	LOCAL	Community Development Grants	CDG	\$25,000.00
22	City Blossoms	LOCAL	Community Development Grants	CDG	\$15,000.00
23	Collaborative Solutions for Communities	LOCAL	Community Development Grants	CDG	\$15,000.00
24	College Tribe	LOCAL	Community Development Grants	CDG	\$15,000.00
25	Communities In Schools of the Nation's Capital	LOCAL	Community Development Grants	CDG	\$15,000.00
26	Conference on Asian Pacific American Leadership	LOCAL	Community Development Grants	CDG	\$25,000.00
27	D.O.L.L.S. & DREAMS, Inc	LOCAL	Community Development Grants	CDG	\$15,000.00
28	Day Eight	LOCAL	Community Development Grants	CDG	\$15,000.00
29	DC SCORES	LOCAL	Community Development Grants	CDG	\$50,000.00
30	Destination Tomorrow	LOCAL	Community Development Grants	CDG	\$25,000.00
31	East Washington Heights Baptist Church	LOCAL	Community Development Grants	CDG	\$15,000.00
32	Equality Chamber Foundation	LOCAL	Community Development Grants	CDG	\$50,000.00
33	Fihankra Akoma Ntoaso (FAN)	LOCAL	Community Development Grants	CDG	\$15,000.00
34	Foster & Adoptive Parent Advocacy Center (FAPAC)	LOCAL	Community Development Grants	CDG	\$25,000.00
35	GALA Inc Grupo de Artistas Latin-Americans (GALA Hispanic Theatre)	LOCAL	Community Development Grants	CDG	\$50,000.00
36	Girl Scout Council of the Nation's Capital	LOCAL	Community Development Grants	CDG	\$15,000.00
37	GOOD Projects	LOCAL	Community Development Grants	CDG	\$15,000.00
38	Greater Washington Hispanic Chamber of Commerce Foundation	LOCAL	Community Development Grants	CDG	\$50,000.00
39	Healthy Babies Project, Inc.	LOCAL	Community Development Grants	CDG	\$15,000.00
40	Hepatitis B Initiative of Washington, D.C. Inc.	LOCAL	Community Development Grants	CDG	\$100,000.00
41	Higher Achievement Program, Inc.	LOCAL	Community Development Grants	CDG	\$25,000.00
42	Home Rule Music and Film Preservation Foundation	LOCAL	Community Development Grants	CDG	\$15,000.00
43	Homeless Children's Playtime Project	LOCAL	Community Development Grants	CDG	\$15,000.00
44	Homes for Hope	LOCAL	Community Development Grants	CDG	\$15,000.00
45	Housing Counseling Services, Inc	LOCAL	Community Development Grants	CDG	\$50,000.00
46	Humanities Council of Washington DC, Inc.	LOCAL	Community Development Grants	CDG	\$50,000.00
47	Joseph's House	LOCAL	Community Development Grants	CDG	\$100,000.00
48	Jubilee JumpStart	LOCAL	Community Development Grants	CDG	\$25,000.00
49	Junior Tennis Champions Center	LOCAL	Community Development Grants	CDG	\$25,000.00
50	Kid Power, Inc	LOCAL	Community Development Grants	CDG	\$25,000.00
51	La Citi-nica del Pueblo	LOCAL	Community Development Grants	CDG	\$50,000.00
52	Latin American Youth Center	LOCAL	Community Development Grants	CDG	\$50,000.00
53	Latino Economic Development Corporation of Washington DC	LOCAL	Community Development Grants	CDG	\$15,000.00
54	Latino Student Fund	LOCAL	Community Development Grants	CDG	\$25,000.00
55	Legal Counsel for the Elderly	LOCAL	Community Development Grants	CDG	\$25,000.00
56	Life Pieces To Masterpieces, Inc.	LOCAL	Community Development Grants	CDG	\$15,000.00
57	Marshall Heights Community Development Organization, Inc.	LOCAL	Community Development Grants	CDG	\$15,000.00
58	Mary's Center for Maternal and Child Care, Inc.	LOCAL	Community Development Grants	CDG	\$75,000.00
59	Metro DC Community Center Inc	LOCAL	Community Development Grants	CDG	\$50,000.00
60	Metro DC Hispanic Contractors Community Services Inc	LOCAL	Community Development Grants	CDG	\$15,000.00
61	Mi Casa, Inc.	LOCAL	Community Development Grants	CDG	\$15,000.00
62	Mosaic Theater Company of DC	LOCAL	Community Development Grants	CDG	\$15,000.00
63	Multi-Media Training Institute, Inc.	LOCAL	Community Development Grants	CDG	\$15,000.00
64	My Sister's Place	LOCAL	Community Development Grants	CDG	\$25,000.00
65	National Association for the Advancement of Returning Citizens	LOCAL	Community Development Grants	CDG	\$50,000.00
66	Nigerian Center Inc.	LOCAL	Community Development Grants	CDG	\$25,000.00
67	Open Goal Project	LOCAL	Community Development Grants	CDG	\$50,000.00
68	PEN/Faulkner Foundation	LOCAL	Community Development Grants	CDG	\$15,000.00
69	Progressive Life Center, Inc.	LOCAL	Community Development Grants	CDG	\$15,000.00
70	Quality Trust for Individuals with Disabilities	LOCAL	Community Development Grants	CDG	\$25,000.00
71	Renaissance Center for Culture and Education	LOCAL	Community Development Grants	CDG	\$15,000.00
72	Sasha Bruce Youthwork	LOCAL	Community Development Grants	CDG	\$50,000.00
73	Seabury Resources for Aging	LOCAL	Community Development Grants	CDG	\$50,000.00
74	SMYAL Inc	LOCAL	Community Development Grants	CDG	\$50,000.00
75	Spanish Education Development	LOCAL	Community Development Grants	CDG	\$15,000.00
76	Teatro de la Luna	LOCAL	Community Development Grants	CDG	\$15,000.00
77	The Dance Institute of Washington, Inc.	LOCAL	Community Development Grants	CDG	\$15,000.00
78	The Difference Society	LOCAL	Community Development Grants	CDG	\$50,000.00
79	The Fishing School	LOCAL	Community Development Grants	CDG	\$15,000.00
80	The Washington School of Ballet	LOCAL	Community Development Grants	CDG	\$15,000.00
81	Torture Abolition and Survivors Support Coalition International	LOCAL	Community Development Grants	CDG	\$25,000.00
82	Trabajadores Unidos de Washington DC	LOCAL	Community Development Grants	CDG	\$50,000.00
83	Turning the Page	LOCAL	Community Development Grants	CDG	\$15,000.00
84	Tzedek DC, Inc.	LOCAL	Community Development Grants	CDG	\$25,000.00
85	United States Veterans Initiative Washington D.C.	LOCAL	Community Development Grants	CDG	\$15,000.00
86	University Legal Services	LOCAL	Community Development Grants	CDG	\$25,000.00
87	Uptown Community Initiative	LOCAL	Community Development Grants	CDG	\$50,000.00
88	US Pan Asian American Chamber of Commerce Education Foundation	LOCAL	Community Development Grants	CDG	\$15,000.00
89	Vida Senior Centers	LOCAL	Community Development Grants	CDG	\$75,000.00
90	Wanda Alston Foundation	LOCAL	Community Development Grants	CDG	\$50,000.00
91	Washington Area Bicyclist Association	LOCAL	Community Development Grants	CDG	\$15,000.00
92	Washington Blade Foundation	LOCAL	Community Development Grants	CDG	\$50,000.00
93	Washington English Center	LOCAL	Community Development Grants	CDG	\$100,000.00

Count	Organization/CBOS	Funding	Grant Program	Grant Code	Amount Approved in FY26
94	Washington Literacy Center	LOCAL	Community Development Grants	CDG	\$15,000.00
95	Whitman-Walker Clinic d/b/a Whitman-Walker Health	LOCAL	Community Development Grants	CDG	\$100,000.00
96	Young Men's Christian Association of Metropolitan Washington	LOCAL	Community Development Grants	CDG	\$15,000.00
97	Zenith Community Arts Foundation	LOCAL	Community Development Grants	CDG	\$15,000.00
98	Amala Lives	LOCAL	Access to Jobs Grants	AJG	\$44,000.00
99	Charlotte's Web Enrichment	LOCAL	Access to Jobs Grants	AJG	\$18,000.00
100	Consortium for Sustainable Workforce	LOCAL	Access to Jobs Grants	AJG	\$18,000.00
101	The National Reentry Network for Returning Citizens	LOCAL	Access to Jobs Grants	AJG	\$75,000.00
102	Destination Tomorrow	LOCAL	Cultural Humility Grants	CHT	\$41,250.00
103	Sasha Bruce Youthwork	LOCAL	Cultural Humility Grants	CHT	\$41,250.00
104	SMYAL Inc	LOCAL	Cultural Humility Grants	CHT	\$41,250.00
105	Wanda Alston Foundation	LOCAL	Cultural Humility Grants	CHT	\$41,250.00
106	Destination Tomorrow	LOCAL	Violence Prevention and Resiurce Training Grants	VPART	\$30,000.00
107	Joseph's House	LOCAL	Violence Prevention and Resiurce Training Grants	VPART	\$25,000.00
108	Men Can Stop Rape	LOCAL	Violence Prevention and Resiurce Training Grants	VPART	\$10,000.00
109	Metro DC Community Center Inc	LOCAL	Violence Prevention and Resiurce Training Grants	VPART	\$50,000.00
110	Survivors and Advocates for Empowerment, Inc.	LOCAL	Violence Prevention and Resiurce Training Grants	VPART	\$30,000.00
111	Us Helping Us, People Into Living, Inc.	LOCAL	Violence Prevention and Resiurce Training Grants	VPART	\$35,000.00
112	Volunteer Legal Advocates	LOCAL	Violence Prevention and Resiurce Training Grants	VPART	\$20,000.00
113	GO GO Museum	LOCAL	Engagement Grants	PULSE	\$49,000.00
114	Martin Luther King Commission- Washington Informer Charities	LOCAL	Engagement Grants	PULSE	\$26,000.00

Community Development Grant	\$3,000,000.00
Access to Job Grant	\$155,000.00
Cultural Humility Grant	\$165,000.00
Violence Prevention and Response Team Grant	\$200,000.00
PULSE GRANT	\$75,000.00

Grand Total	\$3,595,000.00
--------------------	-----------------------

Community Partnerships

Meet our FY26 Community Partners

ATTACHMENT 16

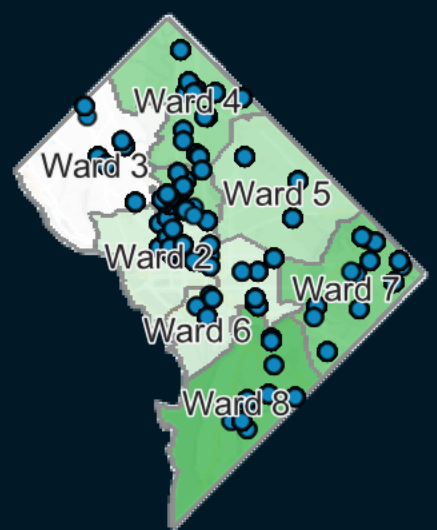
Serving Ward
No category selected

Funding Category
No category selected

Communities Served
No category selected

Community Partnerships focus on building and expanding relationships with the philanthropic community. The goal is to secure and mobilize volunteers, resources, and strategic partners to support community initiatives, ensuring that the District has the tools necessary to thrive. This approach leverages public-private collaboration to enhance services, support nonprofit organizations, and create sustainable impact for residents across all 8 Wards.

This dashboard was built by the OCTO GIS Team



DC GIS

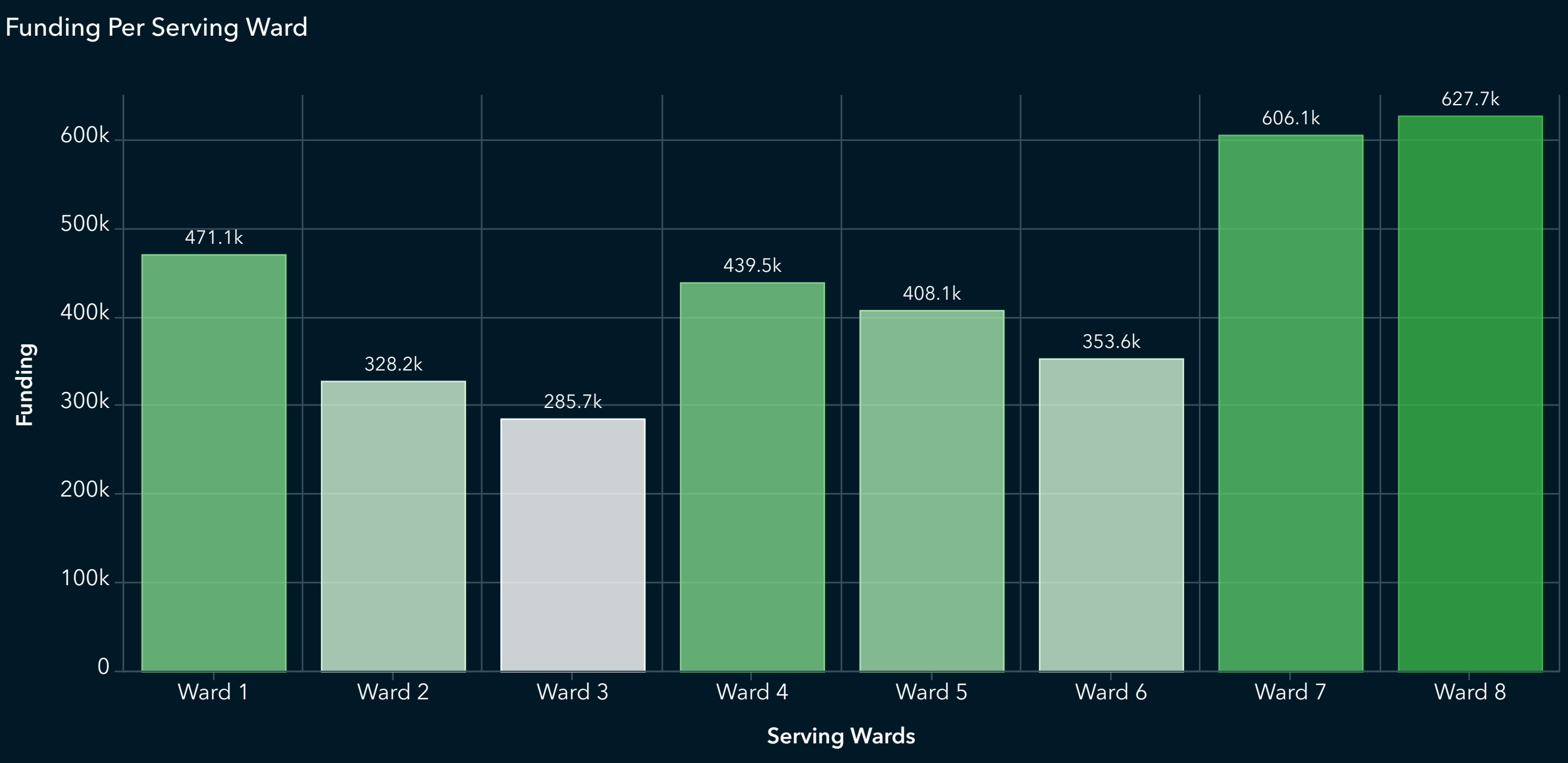
Powered by Esri

\$3.5M
Allocated Funds

104
Number of Grantees

Organization Name and Proposal Title
A Wider Circle - Strengthening the Circle: A Community-Based Approach to Mental and Physical Health Equity
African Women's Cancer Awareness Association - Breaking Barriers, Building Health Equity in the District of Columbia
Amala Lives - Activating Dreams
Amala Lives - Prolific
An Open Book Foundation - An Open Book: Flagship Program
Art Enables - Art Enables: Studio Arts Program
Asian American LEAD Leadership Empowerment and

Organization Name	A Wider Circle
Website	Link to Site
Proposal Title	Strengthening the Circle: A Community-Based Approach to Mental and Physical Health Equity
Short Description	Provides mental health & wellness services for people living near/in Washington Highlands.
Funding Category	Clean and Safe Communities





EXECUTIVE OFFICE OF THE MAYOR
FY 2026 PERFORMANCE PLAN

NOVEMBER 26, 2025

CONTENTS

Contents	2
1 Introduction	3
2 Executive Office of the Mayor Overview	5
3 Objectives	6
3.1 Community’s Engagement	6
3.2 Engage for Civic Participation	6
3.3 Policy and Legislation	6
3.4 Dissemination of information and Public communication	6
3.5 Efficient, Transparent, and Responsive Government	6
4 Administrative Structures	8
4.1 Mayor’s Office of General Counsel	8
4.2 Mayor’s Office of Policy and Legislative Affairs	8
4.3 Mayor’s Office of Federal and Regional Affairs	9
4.4 Mayor’s Office of Communications	9
4.5 Mayor’s Correspondence Unit	9
4.6 Mayor’s Office of Scheduling and Advance	10
4.7 Mayor’s Office of Community Affairs	10
4.8 Mayor’s Office on African Affairs	11
4.9 Mayor’s Office on African- American Affairs	11
4.10 Mayor’s Office on Asian and Pacific Islander Affairs	12
4.11 Mayor’s Office on Caribbean Community Affairs	13
4.12 Mayor’s Office on Latino Affairs	14
4.13 Mayor’s Office of Lesbian, Gay, Bisexual, Transgender, and Questioning (LGBTQ) Affairs	15
4.14 Mayor’s Office of Community Partnerships	16
4.15 Mayor’s Office on Returning Citizen Affairs	16
4.16 Mayor’s Office of Veterans’ Affairs	17
4.17 Mayor’s Office on Women’s Policy and Initiatives	18
4.18 Mayor’s Office of Volunteerism and Partnerships (Serve DC)	19
4.19 Mayor’s Office of Community Relations and Services	20
4.20 Mayor’s Office of Talent and Appointments	22

1 INTRODUCTION

This document is the Fiscal Year 2026 Performance Plan for the Executive Office of the Mayor.

This Performance Plan is the first of two agency performance documents published each year. The Performance Plan is published twice annually – preliminarily when the Mayor’s budget proposal is delivered, and again at the start of the fiscal year when budget decisions have been finalized. A companion document, the Performance Accountability Report (PAR), is published annually in January following the end of the fiscal year. Each PAR assesses agency performance relative to its annual Performance Plan.

Performance Plan Structure: Performance plans are comprised of agency Objectives, Administrative Structures (such as Divisions, Administrations, and Offices), Activities, Projects and related performance measures. The following describes these plan components, and the types of performance measures agencies use to assess their performance.

Objectives: Objectives are statements of the desired benefits that are expected from the performance of an agency’s mission. They describe the goals of the agency.

Administrative Structures: Administrative Structures represent the organizational units of an agency, such as Departments, Divisions, or Offices.

Activities: Activities represent the programs and services an agency provides. They reflect what an agency does on a regular basis (e.g., processing permits).

Projects: Projects are planned efforts that end once a particular outcome or goal is achieved.

Measures: Performance Measures may be associated with any plan component, or with the agency overall. Performance Measures can answer broad questions about an agency’s overall performance or the performance of an organizational unit, a program or service, or the implementation of a major project. Measures can answer questions like “How much did we do?”, “How well did we do it?”, “How quickly did we do it?”, and “Is anyone better off?” as described in the table below.

Measures are printed in the Performance Plan along with the Objective, Administrative Structure, Activity, or Project that they measure.

Measure Type	Measure Description	Example
Quantity	Quantity measures assess the volume of work an agency performs. These measures can describe the inputs (e.g., requests or cases) that an agency receives or the work that an agency completes (e.g., licenses issued or cases closed). Quantity measures often start with the phrase “Number of...”.	“Number of public art projects completed”
Quality	Quality measures assess how well an agency’s work meets standards, specifications, resident needs, or resident expectations. These measures can directly describe the quality of decisions or products or they can assess resident feelings, like satisfaction.	“Percent of citations issued that were appealed”
Efficiency	Efficiency measures assess the resources an agency used to perform its work and the speed with which that work was performed. Efficiency measures can assess the unit cost to deliver a product or service, but typically these measures assess describe completion rates, processing times, and backlog.	“Percent of claims processed within 10 business days”

(continued)

Measure Type	Measure Description	Example
Outcome	Outcome measures assess the results or impact of an agency's work. These measures describe the intended ultimate benefits associated with a program or service.	"Percent of families returning to homelessness within 6-12 months"
Context	Context measures describe the circumstances or environment that the agency operates in. These measures are typically outside of the agency's direct control.	"Recidivism rate for 18-24 year-olds"
District-wide Indicators	District-wide indicators describe demographic, economic, and environmental trends in the District of Columbia that are relevant to the agency's work, but are not in the control of a single agency.	"Area median income"

Targets: Agencies set targets for most performance measures before the start of the fiscal year. Targets may represent goals, requirements, or national standards for a performance measure. Agencies strive to achieve targets each year, and agencies provide explanations for targets that are not met at the end of the fiscal year in the subsequent Performance Accountability Report.

Not all measures are associated with a target. Newly added measures do not require targets for the first year, as agencies determine a data-informed benchmark. Changes in some measures may not indicate better or worse performance. They may be "neutral" measures of demand or input or outside of the agency's direct control. In some cases, the relative improvement of a measure over a prior period is a more meaningful indicator than meeting or exceeding a particular numerical goal, so a target is not set.

2 EXECUTIVE OFFICE OF THE MAYOR OVERVIEW

Mission: The mission of the Executive Office of the Mayor (EOM) is to serve the public by supporting the Mayor in governing, including constituent engagement and media relations.

Summary of Services: EOM provides District agencies with vision and policy direction and provides agencies with the leadership, support, and oversight to implement specific policy goals and objectives, including building pathways to the middle class, through an improved education system, safe and clean neighborhoods, better job opportunities, and long-term investments in the city's infrastructure.

Objectives:

1. Community's Engagement
2. Engage for Civic Participation
3. Policy and Legislation
4. Dissemination of information and Public communication
5. Efficient, Transparent, and Responsive Government

Administrative Structures:

1. Mayor's Office of General Counsel
2. Intergovernmental Affairs
 - a. Mayor's Office of Policy and Legislative Affairs
 - b. Mayor's Office of Federal and Regional Affairs
3. Mayor's Office of Communications
4. Engagement and Operations
 - a. Mayors Correspondence Unit
 - b. Mayor's Office of Scheduling and Advance
 - c. Mayor's Office of Cultural Affairs
 - i. Mayor's Office of Community Affairs
 - ii. Mayor's Office of African Affairs
 - iii. Mayor's Office of African- American Affairs
 - iv. Mayor's Office on Asian and Pacific Islander Affairs
 - v. Mayor's Office on Caribbean Community Affairs
 - vi. Mayor's Office on Latino Affairs
 - vii. Mayor's Office of Lesbian, Gay, Bisexual, Transgender, and Questioning (LGBTQ) Affairs
 - d. Mayor's Office of Community Partnership
 - i. Mayor's Office on Returning Citizens
 - ii. Mayor's Office of Veterans Affairs
 - iii. Mayor's Office on Women's Policy and Initiatives
 - iv. Mayor's Office of Volunteerism and Partnerships (Serve DC)
 - e. Mayor's Office of Community Relations and Services
 - i. Mayor's Office of Nightlife and Culture
 - ii. Mayor's Office of Religious Affairs
 - f. Mayor's Office of Talent and Appointments

3 OBJECTIVES

3.1 COMMUNITY'S ENGAGEMENT

Facilitate a high level of outreach and engagement with residents and businesses across all 8 wards.

Measure Type	Measure	Directionality	FY2024	FY2025 Target	FY2025	FY2026 Target
Quantity	Number of Community Events Across all EOM	Neutral	New in 2026	New in 2026	New in 2026	New in 2026

3.2 ENGAGE FOR CIVIC PARTICIPATION

Strengthen and promote the spirit of service.

Measure Type	Measure	Directionality	FY2024	FY2025 Target	FY2025	FY2026 Target
Quantity	Number of volunteers recruited across all EOM	Neutral	New in 2026	New in 2026	New in 2026	New in 2026

3.3 POLICY AND LEGISLATION

Provide vision, policy direction, leadership, support, and oversight and engage with Local, Regional, Federal and International governments.

Measure Type	Measure	Directionality	FY2024	FY2025 Target	FY2025	FY2026 Target
Quantity	Number of engagements with local, regional, and federal government across EOM	Neutral	New in 2026	New in 2026	New in 2026	New in 2026

3.4 DISSEMINATION OF INFORMATION AND PUBLIC COMMUNICATION

Prompt and thorough response to constituent calls, written correspondence, information, public records, and requests for service.

No Related Measures

3.5 EFFICIENT, TRANSPARENT, AND RESPONSIVE GOVERNMENT

Create and maintain a highly efficient, transparent, and responsive District government.

Measure Type	Measure	Directionality	FY2024	FY2025 Target	FY2025	FY2026 Target
Outcome	Percent of agency staff who were employed as Management Supervisory Service (MSS) employees prior to 4/1 of the fiscal year that had completed an Advancing Racial Equity (AE204) training facilitated by ORE within the past two years	Up is Better	0%	Target not required	0%	Target not required
Outcome	Percent of employees that are District residents	Up is Better	90.76%	Target not required	91.67%	Target not required
Outcome	Percent of new hires that are District residents (Peoplesoft)	Up is Better	93.94%	Target not required	90.91%	Target not required
Outcome	Percent of new hires that are current District residents and received a high school diploma from a DCPS or a District Public Charter School, or received an equivalent credential from the District of Columbia (eRecruit)	Up is Better	0%	Target not required	No data available	Target not required
Outcome	Percent of required contractor evaluations submitted to the Office of Contracting and Procurement on time	Up is Better	50%	Target not required	66.67%	Target not required

4 ADMINISTRATIVE STRUCTURES

4.1 MAYOR'S OFFICE OF GENERAL COUNSEL

Advises the Mayor and other offices of the EOM on legal matters.

Activities under Mayor's Office of General Counsel:

1. Financial Disclosure (OGC): Collect and review Financial disclosure statements from District Government public officials, ensuring transparency and accountability.

No Related Measures

2. FOIA Requests (OGC): Respond to Freedom of Information Act (FOIA) requests as they are submitted to EOM.

Measure Type	Related Measures	Directionality	FY2024	FY2025 Target	FY2025	FY2026 Target
Efficiency	Number of FOIA requests fulfilled within 15 days	Up is Better	New in 2025	New in 2025	73	Target not required
Efficiency	Number of FOIA requests fulfilled within 25 days	Up is Better	New in 2025	New in 2025	90	Target not required
Quantity	Number of FOIA requests received in the year	Neutral	New in 2025	New in 2025	105	Target not required

4.2 MAYOR'S OFFICE OF POLICY AND LEGISLATIVE AFFAIRS

Coordinates the policy decision-making process by offering policy analysis and advice to inform the implementation of the Mayor's legislative and policy agenda. Responsibilities include Council relations, policy development, and legislative support.

Activities under Mayor's Office of Policy and Legislative Affairs:

1. Analysis and Advice (MOPLA): Conducts Analyses and provide advice to inform the implementation of the Mayor's legislative and policy agenda.

Measure Type	Related Measures	Directionality	FY2024	FY2025 Target	FY2025	FY2026 Target
Quantity	Number of contracts, bills and nominees submitted to Council	Neutral	New in 2025	New in 2025	749	Target not required

4.3 MAYOR'S OFFICE OF FEDERAL AND REGIONAL AFFAIRS

Coordinates with federal and regional partners by offering policy analysis and advice in federal and regional affairs to pursue the Mayor's goals on federal and regional issues. Responsibilities include federal relations, regional relations, and legislative support.

Activities under Mayor's Office of Federal and Regional Affairs:

1. Engagement (MOFRA): Engage with federal and regional governments in order to advances the executive's priorities for the people of the District of Columbia.

Measure Type	Related Measures	Directionality	FY2024	FY2025 Target	FY2025	FY2026 Target
Quantity	Number of engagements with local, regional, and federal government	Neutral	New in 2025	New in 2025	512	Target not required

4.4 MAYOR'S OFFICE OF COMMUNICATIONS

Responsible for creating and coordinating direct dialogue between Mayor Bowser and the public by providing strategic communication direction, media relations, public information dissemination, agency communications review and coordination, government-wide communication standards, and guidance to and training opportunities for Bowser Administration public information officers in each agency. Works to ensure that the media, residents of and visitors to the District, and District employees have access to accurate, timely information from the Mayor.

Activities under Mayor's Office of Communications:

1. Effective Communication (MOC): Responds to written correspondence sent to the Mayor in a timely, thoughtful, and helpful manner.

Measure Type	Related Measures	Directionality	FY2024	FY2025 Target	FY2025	FY2026 Target
Quantity	Number of mayoral announcements	Up is Better	New in 2025	New in 2025	99	200
Quantity	Number of social media posts	Up is Better	New in 2025	New in 2025	595	250
Quantity	Number of placed external media stories	Up is Better	New in 2025	New in 2025	218	150

4.5 MAYOR'S CORRESPONDENCE UNIT

Receives written correspondence sent to the Mayor and ensures responses from relevant department. MCU manages the ANC Portal which Advisory Neighborhood Commissions use to upload official actions taken. Lastly, writes ceremonial letters celebrating residents' happy occasions as well as offering condolences when they lose a loved one.

Activities under Mayor's Correspondence Unit:

1. Correspondence Services (MCU): Manages correspondence to and from the Mayor.

Measure Type	Related Measures	Directionality	FY2024	FY2025 Target	FY2025	FY2026 Target
Quantity	Number of written correspondence sent to the Mayor	Neutral	New in 2025	New in 2025	5,649	Target not required
Quantity	Number of written correspondence responded to	Neutral	New in 2025	New in 2025	923	Target not required
Efficiency	Percent of correspondence requests acknowledged within 30 days	Up is Better	New in 2025	New in 2025	No data available	75%
Quantity	Number of open correspondence requests past 90 days	Down is Better	New in 2025	New in 2025	93	15
Quantity	Number of ceremonial letters from the Mayor	Neutral	New in 2025	New in 2025	586	Target not required
Quantity	Number of constituent calls, written correspondence, information, public records	Neutral	New in 2026	New in 2026	New in 2026	New in 2026

4.6 MAYOR'S OFFICE OF SCHEDULING AND ADVANCE

Responsible for improving public awareness and involvement in the work of the Bowser Administration

Activities under Mayor's Office of Scheduling and Advance:

1. Scheduling Services (MOSA): Processes scheduling requests and correspondence for the Mayor and provides oversight of the Mayor's public engagements.

Measure Type	Related Measures	Directionality	FY2024	FY2025 Target	FY2025	FY2026 Target
Quantity	Number of events across all 8 wards	Neutral	New in 2025	New in 2025	346	Target not required

4.7 MAYOR'S OFFICE OF COMMUNITY AFFAIRS

Provides essential connections between District of Columbia residents and the Executive Office of the Mayor.

Activities under Mayor's Office of Community Affairs:

1. Strengthening Communities: Creates relationships between community and government. Develop communication and relationship across all 8 wards.

No Related Measures

4.8 MAYOR'S OFFICE ON AFRICAN AFFAIRS

Provides constituent services and information to the African communities through programmatic activities and outreach material; serves as a liaison between the Mayor, African communities, and District government agencies; and briefs the Mayor and District government agencies about needs and interests of the African residents of the District of Columbia

Activities under Mayor's Office on African Affairs:

1. Resource Access (MOAA): Organizes and participates in a variety of awareness campaigns to ensure the District's African community has access to local services and resources.

Measure Type	Related Measures	Directionality	FY2024	FY2025 Target	FY2025	FY2026 Target
Quantity	Number of attendees at MOAA events	Up is Better	New in 2026	New in 2026	New in 2026	New in 2026
Quantity	Number of outreach events attended by MOAA	Up is Better	New in 2026	New in 2026	New in 2026	New in 2026
Quantity	Number of MOAA constituents engaged (in office or in the community)	Up is Better	New in 2026	New in 2026	New in 2026	New in 2026
Quantity	Number of events organized or cosponsored by MOAA	Up is Better	New in 2026	New in 2026	New in 2026	New in 2026

2. Translation Services (MOAA): Providing technical assistance to DC agencies in the areas of quality control of translated materials, cultural competency training, and outreach recommendations and support, as well as handling outreach and language translation for a few partnering agencies.

Measure Type	Related Measures	Directionality	FY2024	FY2025 Target	FY2025	FY2026 Target
Quantity	Number of translations completed by MOAA	Neutral	New in 2025	New in 2025	450	Target not required

4.9 MAYOR'S OFFICE ON AFRICAN- AMERICAN AFFAIRS

Provides constituent services and information to the African-American communities in the District of Columbia through programmatic activities and outreach material; serves as a liaison between the Mayor, African-American communities, and District government agencies; and briefs the Mayor and District government agencies about needs and interests of the African-American residents of the District of Columbia

Activities under Mayor's Office on African- American Affairs:

1. Resource Access (MOAAA): Organizes and participates in a variety of awareness campaigns to ensure the District's African-American community has access to local services and resources.

Measure Type	Related Measures	Directionality	FY2024	FY2025 Target	FY2025	FY2026 Target
Quantity	Number of events organized or cosponsored by MOAAA	Up is Better	New in 2025	New in 2025	3	16
Quantity	Number of attendees at MOAAA events	Up is Better	New in 2026	New in 2026	New in 2026	New in 2026
Quantity	Number of outreach events attended by MOAAA	Up is Better	New in 2026	New in 2026	New in 2026	New in 2026
Quantity	Number of MOAAA constituents engaged (in office or in the community)	Up is Better	New in 2026	New in 2026	New in 2026	New in 2026

4.10 MAYOR'S OFFICE ON ASIAN AND PACIFIC ISLANDER AFFAIRS

MOAPIA provides a diverse range of services that are critical to ensuring the District delivers equal access to its programs and services for District AAPI residents and merchants. MOAPIA serves as the primary access point for AAPI residents and merchants with language and cultural barriers and also serves as the primary liaison to engage AAPI residents to participate in the community as a whole, both economically and socially.

Activities under Mayor's Office on Asian and Pacific Islander Affairs:

1. Translation Services (MOAPIA): Providing technical assistance to DC agencies in the areas of quality control of translated materials, cultural competency training, and outreach recommendations and support, as well as handling outreach and language translation for a few partnering agencies.

Measure Type	Related Measures	Directionality	FY2024	FY2025 Target	FY2025	FY2026 Target
Quantity	Number of documents translated by MOAPIA for partner agencies	Neutral	101	Target not required	382	Target not required

2. Constituent Services (MOAPIA): This operation includes case intake and inter-agency coordination to solve constituent issues. The issues are usually in regard to housing, health, employment, human services, business or safety concerns.

Measure Type	Related Measures	Directionality	FY2024	FY2025 Target	FY2025	FY2026 Target
Quantity	Number of MOAPIA constituents engaged (in office or in the community)	Up is Better	New in 2026	New in 2026	New in 2026	New in 2026

3. Event Planning (MOAPIA): This operation includes all aspects of planning for events (meetings, workshops, special programs) that support the agency's mission and advance the District's priorities.

Measure Type	Related Measures	Directionality	FY2024	FY2025 Target	FY2025	FY2026 Target
Quantity	Number of attendees at MOAPIA events	Up is Better	8,611	3,960	45,984	3,600
Quantity	Number of events organized or cosponsored by MOAPIA	Up is Better	New in 2026	New in 2026	New in 2026	New in 2026

4. Outreach (MOAPIA): This operation includes MOAPIA's regular door-to-door visits to Asian American and Pacific Islander businesses and residents, relationship building with community based organizations, and attending various community meetings to promote government programs and services to more constituents.

Measure Type	Related Measures	Directionality	FY2024	FY2025 Target	FY2025	FY2026 Target
Quantity	Number of outreach events attended by MOAPIA	Up is Better	New in 2026	New in 2026	New in 2026	New in 2026

4.11 MAYOR'S OFFICE ON CARIBBEAN COMMUNITY AFFAIRS

Provides constituent services and information to the District's Caribbean community through programmatic activities and outreach materials; serves as a liaison between the Mayor, the Caribbean community, and District government agencies; and briefs the Mayor and District government agencies about the needs and concerns of the Caribbean population of the District of Columbia

Activities under Mayor's Office on Caribbean Community Affairs:

1. Resource Access (MOCCA): Organizes and participates in a variety of awareness campaigns to ensure the District's Caribbean community has access to local services and resources.

Measure Type	Related Measures	Directionality	FY2024	FY2025 Target	FY2025	FY2026 Target
Quantity	Number of events organized or cosponsored by the MOCCA	Up is Better	New in 2025	New in 2025	23	16
Quantity	Number of MOCCA constituents engaged (in office or in the community)	Up is Better	New in 2026	New in 2026	New in 2026	New in 2026
Quantity	Number of MOCCA outreach events attended	Up is Better	New in 2026	New in 2026	New in 2026	New in 2026
Quantity	Number of attendees at MOCCA events	Up is Better	New in 2026	New in 2026	New in 2026	New in 2026

4.12 MAYOR'S OFFICE ON LATINO AFFAIRS

MOLA awards community-based grants, forms strategic partnerships, conducts community relations, and provides outreach support and advocacy for DC Latinos so they can have access to a full range of human services, health, education, housing, economic development, and employment opportunities.

Activities under Mayor's Office on Latino Affairs:

1. Translation and Interpretation Services (MOLA): Translation and Interpretation into Spanish-English, press releases, flyers, brochures, social media posts, speeches and other operational and strategic documents.

Measure Type	Related Measures	Directionality	FY2024	FY2025 Target	FY2025	FY2026 Target
Quantity	Number of documents translated by MOLA for partner agencies	Neutral	New in 2026	New in 2026	New in 2026	New in 2026

2. Constituent Services (MOLA): Refer MOLA's constituents to DC Government Agencies and/or Community Based Organizations for the provision of culturally and linguistically appropriate service.

Measure Type	Related Measures	Directionality	FY2024	FY2025 Target	FY2025	FY2026 Target
Quantity	Number of MOLA constituents engaged (in office or in the community)	Up is Better	New in 2026	New in 2026	New in 2026	New in 2026

3. Community Events (MOLA): Organize outreach events to provide relevant information about vital services and rights for the Latino community.

Measure Type	Related Measures	Directionality	FY2024	FY2025 Target	FY2025	FY2026 Target
Quantity	Number of attendees at MOLA events	Up is Better	New in 2026	New in 2026	New in 2026	New in 2026

4. Community Outreach (MOLA): MOLA will coordinate employment fairs to promote bilingual hiring

Measure Type	Related Measures	Directionality	FY2024	FY2025 Target	FY2025	FY2026 Target
Quantity	Number of events organized or cosponsored by MOLA	Neutral	273	Target not required	267	Target not required
Quantity	Number of outreach events attended by MOLA	Up is Better	New in 2026	New in 2026	New in 2026	New in 2026

4.13 MAYOR’S OFFICE OF LESBIAN, GAY, BISEXUAL, TRANSGENDER, AND QUESTIONING (LGBTQ) AFFAIRS

The Office of Lesbian, Gay, Bisexual, Transgender and Questioning (LGBTQ) Affairs serves as a liaison between the Mayor, LGBTQ communities, and District government agencies; executes programmatic activities and provides outreach materials; and briefs the Mayor and District government agencies about the needs and interests of the LGBTQ residents of the District of Columbia.

Activities under Mayor’s Office of Lesbian, Gay, Bisexual, Transgender, and Questioning (LGBTQ) Affairs:

1. Advocacy (MOLGBTQA): This operation includes identifying and showcasing LGBTQIA+ dedicated and inclusive policies, programs, and community members. This includes engagement/status check-in with Housing Choice Voucher recipient

Measure Type	Related Measures	Directionality	FY2024	FY2025 Target	FY2025	FY2026 Target
Quantity	Number of housing vouchers being used	Up is Better	New in 2026	New in 2026	New in 2026	New in 2026

2. Outreach (MOLGBTQA): This operation includes MOLGBTQA’s regular in-person visits, phone calls, emails, and social media outreach to LGBTQIA+ businesses, non-profits and residents; relationship building with community-based organizations, and attending various community meetings to promote government programs and services to more residents.

Measure Type	Related Measures	Directionality	FY2024	FY2025 Target	FY2025	FY2026 Target
Quantity	Number of attendees at MOLGBTQA events	Up is Better	New in 2026	New in 2026	New in 2026	New in 2026
Quantity	Number of outreach events attended by MOLGBTQA	Up is Better	New in 2026	New in 2026	New in 2026	New in 2026
Quantity	Number of MOLGBTQA constituents engaged (in office or in the community)	Up is Better	New in 2026	New in 2026	New in 2026	New in 2026

3. Event Planning (MOLGBTQA): This operation includes all aspects of planning for events (meetings, workshops, special programs) that support the agency’s mission and advance the District’s priorities.

Measure Type	Related Measures	Directionality	FY2024	FY2025 Target	FY2025	FY2026 Target
Quantity	Number of events organized or cosponsored by MOLGBTQA	Up is Better	New in 2025	New in 2025	48	30

4. Agency Technical Assistance (MOLGBTQA): This operation includes providing technical assistance to DC agencies in the areas of cultural competency training, outreach recommendations and support.

No Related Measures

5. Trainings: The MOLGBTQA hosts LGBTQIA+ Cultural Competency Training courses, which includes supports and guidance that empower the participant to support members of the LGBTQIA+ Community.

Measure Type	Related Measures	Directionality	FY2024	FY2025 Target	FY2025	FY2026 Target
Quantity	Number of Cultural Humility Training Certificates Authorized	Up is Better	New in 2025	New in 2025	1,874	3,000

4.14 MAYOR’S OFFICE OF COMMUNITY PARTNERSHIPS

Provides and establishes relationships with residents, stakeholders, and community organizations to engage in activities that support the Mayor’s initiatives at the community level.

4.15 MAYOR’S OFFICE ON RETURNING CITIZEN AFFAIRS

Provides available resources to better acclimate and smooth the transition of returning District residents to the community. The office will provide access to job readiness programs, connect residents to employment opportunities, offer comprehensive case management services, and connect incarcerated residents to their families. This will be accomplished through collaborating with various District agencies and programs to serve this segment of the population.

Activities under Mayor’s Office on Returning Citizen Affairs:

1. Case Management/Coordination (MORCA): Ensure MORCA constituents are connected to governmental and community-based programs and services, identified in the constituents individualize case plan, which lead to employment, educational and family stabilizing opportunities and a successful transition for constituents.

Measure Type	Related Measures	Directionality	FY2024	FY2025 Target	FY2025	FY2026 Target
Outcome	Number of returning citizens that receive case plans	Neutral	1,656	Target not required	1,955	Target not required

2. Access to Jobs (MORCA): Access to Jobs Pilot program will provide incentives for employers to hire returning citizens in subsidized employment opportunities for up to 2 years with the goal of the employers including participants as full-time employees in the 3rd year.

Measure Type	Related Measures	Directionality	FY2024	FY2025 Target	FY2025	FY2026 Target
Quantity	Number of Workforce assessments completed	Up is Better	1,118	Target not required	845	Target not required

3. Paralegal Program (MORCA): MORCA, in partnership with Georgetown University will seek to implement the Returning Citizens Paralegal Program. MORCA will collaborate with Georgetown University's School of Continuing Studies to provide a paralegal studies training program to fifteen (15) participants.

Measure Type	Related Measures	Directionality	FY2024	FY2025 Target	FY2025	FY2026 Target
Quantity	Number of constituents that complete the paralegal course	Up is Better	13	Target not required	8	Target not required

4. Outreach/Resource building (MORCA): Conduct, coordinate and attend events that further the mission and vision of the Mayor for Returning Citizens while keeping all stakeholders abreast of all new/current services, initiatives, and events by lead by MORCA.

Measure Type	Related Measures	Directionality	FY2024	FY2025 Target	FY2025	FY2026 Target
Quantity	Number of outreach events attended by MORCA	Up is Better	258	Target not required	158	Target not required
Quantity	Number of Federal Bureau of Prisons (FBOP) encounters (listening sessions, reunification trips, corresponding letters)	Up is Better	55	Target not required	50	Target not required
Quantity	Number of referrals to external resources by MORCA	Up is Better	New in 2026	New in 2026	New in 2026	New in 2026
Quantity	Number of MORCA constituents engaged (in office or in the community)	Up is Better	New in 2026	New in 2026	New in 2026	New in 2026
Quantity	Number of outreach events attended by MORCA	Up is Better	New in 2026	New in 2026	New in 2026	New in 2026
Quantity	Number of attendees at MORCA events	Up is Better	New in 2026	New in 2026	New in 2026	New in 2026
Quantity	Number of events organized or cosponsored by MORCA	Up is Better	New in 2026	New in 2026	New in 2026	New in 2026

5. Workforce Development Partnership: Identify and develop relationships with local and national companies that hire returning citizens, while developing a comprehensive list of employers by industries that hire returning citizenship.

No Related Measures

4.16 MAYOR'S OFFICE OF VETERANS' AFFAIRS

The District of Columbia Office of Veterans' Affairs assists District veterans and their dependents and survivors in applying for and using federal Department of Veterans Affairs benefit entitlements. OVA also supports veterans recently released from active-duty service with transition assistance from military life to civilian life. Finally, OVA

connects District veterans with supportive and wrap-around District and federal services that address homelessness, employment, education, ex-offender reentry, military family issues, and quality of life.

Activities under Mayor’s Office of Veterans’ Affairs:

1. Constituent Services (MOVA): Operations include daily contact and interactions with veterans through walk in, answering phones, emails, and benefits intake assessment counseling.

Measure Type	Related Measures	Directionality	FY2024	FY2025 Target	FY2025	FY2026 Target
Quantity	Number of MOVA constituents engaged (in office or in the community)	Up is Better	New in 2026	New in 2026	New in 2026	New in 2026
Quantity	Number of rides provided through VetsRide Program	Up is Better	New in 2026	New in 2026	New in 2026	New in 2026
Quantity	Number of veterans receiving benefits counseling from Veteran Service Office	Up is Better	New in 2026	New in 2026	New in 2026	New in 2026

2. Community Engagement (MOVA): Publicize agreed-upon and understood common aims of our partnership, internal and external activities, programs, and priorities using social media platforms, online outlets, and outreach activities.

Measure Type	Related Measures	Directionality	FY2024	FY2025 Target	FY2025	FY2026 Target
Quantity	Number of events organized or cosponsored by MOVA	Up is Better	86	75	281	75
Quantity	Number of attendees at MOVA events	Up is Better	New in 2026	New in 2026	New in 2026	New in 2026
Quantity	Number of outreach events attended by MOVA	Up is Better	New in 2026	New in 2026	New in 2026	New in 2026

4.17 MAYOR’S OFFICE ON WOMEN’S POLICY AND INITIATIVES

Provides constituent services and information to women through programmatic activities and outreach materials; serves as a liaison between the Mayor, women, and District government agencies; and briefs the Mayor and District government agencies about the needs and interests of the women of the District of Columbia

Activities under Mayor’s Office on Women’s Policy and Initiatives:

1. Resource Access (MOWPI): Organizes and participates in a variety of awareness campaigns to ensure the District’s female community has access to local services and resources.

Measure Type	Related Measures	Directionality	FY2024	FY2025 Target	FY2025	FY2026 Target
Quantity	Number of events organized or cosponsored by the MOWPI	Up is Better	New in 2025	New in 2025	101	16
Quantity	Number of attendees at MOWPI events	Up is Better	New in 2026	New in 2026	New in 2026	New in 2026
Quantity	Number of outreach events attended by MOWPI	Up is Better	New in 2026	New in 2026	New in 2026	New in 2026
Quantity	Number of MOWPI constituents engaged (in office or in the community)	Up is Better	New in 2026	New in 2026	New in 2026	New in 2026

4.18 MAYOR'S OFFICE OF VOLUNTEERISM AND PARTNERSHIPS (SERVE DC)

The Office serves as the District of Columbia's Commission on National and Community Service. The mission of the office is to strengthen and promote the spirit of service through partnerships, national service, and volunteerism by coordinating regular and episodic volunteer opportunities as well as serving as the nexus for all volunteer partnerships and related councils, coalitions, and commissions.

Activities under Mayor's Office of Volunteerism and Partnerships (Serve DC):

1. District Donations Management (ServeDC): Provide technical assistance and donations management training to District agencies.

Measure Type	Related Measures	Directionality	FY2024	FY2025 Target	FY2025	FY2026 Target
Quantity	Number of technical assistance and donations management training provided	Neutral	New in 2025	New in 2025	67	Target not required

2. Grants (ServeDC): Administer and monitor grants.

Measure Type	Related Measures	Directionality	FY2024	FY2025 Target	FY2025	FY2026 Target
Quantity	Number of Community Development Grants awarded	Neutral	New in 2026	New in 2026	New in 2026	New in 2026
Quantity	Number of Access to Jobs Grants awarded	Neutral	New in 2026	New in 2026	New in 2026	New in 2026
Quantity	Number of Cultural Humility Training Grants awarded	Neutral	New in 2026	New in 2026	New in 2026	New in 2026
Quantity	Number of Violence Prevention and Response Team Grants awarded	Neutral	New in 2026	New in 2026	New in 2026	New in 2026

(continued)

Measure Type	Related Measures	Directionality	FY2024	FY2025 Target	FY2025	FY2026 Target
Quantity	Number of Promoting our Unique Legacy via Special Engagements (PULSE) Grants awarded	Neutral	New in 2026	New in 2026	New in 2026	New in 2026
Quantity	Number of people impacted by grant programs	Up is Better	New in 2026	New in 2026	New in 2026	New in 2026

3. Volunteerism: Ensuring residents play a major role in making their communities safer, stronger and better prepared to address threats of terrorism, crime, and disasters.

Measure Type	Related Measures	Directionality	FY2024	FY2025 Target	FY2025	FY2026 Target
Quantity	Number of events organized or cosponsored by ServeDC	Up is Better	New in 2026	New in 2026	New in 2026	New in 2026
Quantity	Number of attendees at ServeDC events	Up is Better	New in 2026	New in 2026	New in 2026	New in 2026
Quantity	Number of outreach events attended by ServeDC	Up is Better	New in 2026	New in 2026	New in 2026	New in 2026
Quantity	Number of ServeDC constituents engaged (in office or in the community)	Up is Better	New in 2026	New in 2026	New in 2026	New in 2026
Quantity	Number of Community Emergency Response Team (CERT) certificates authorized	Up is Better	New in 2026	New in 2026	New in 2026	New in 2026

4.19 MAYOR'S OFFICE OF COMMUNITY RELATIONS AND SERVICES

Serves as the Mayor's primary constituent services organization by providing rapid and complete responses to constituent requests, complaints, and questions.

Activities under Mayor's Office of Community Relations and Services:

1. Faith Liaison (MOCRS): Builds relationships between faith-based organizations and the community, fostering collaboration, communication, and support for shared initiatives and services.

Measure Type	Related Measures	Directionality	FY2024	FY2025 Target	FY2025	FY2026 Target
Quantity	Number of faith-based institutions engaged	Up is Better	New in 2026	New in 2026	New in 2026	New in 2026

- Community Walks (MOCRS): MOCRS engages in walkthrough of Wards in order to create a direct link between District residents, their Mayor and the Government of the District of Columbia.

No Related Measures

- Constituent Services (MOCRS): Provides rapid and complete responses to constituent requests, complaints, and questions.

Measure Type	Related Measures	Directionality	FY2024	FY2025 Target	FY2025	FY2026 Target
Quantity	Number of 311 requests submitted by MOCRS	Down is Better	New in 2025	New in 2025	2,720	Target not required
Quantity	Number of events organized or cosponsored by MOCRS (roll offs, clean ups, etc.)	Up is Better	New in 2026	New in 2026	New in 2026	New in 2026

- Business Liaison (MOCRS): Connects local businesses with community organizations to build partnerships, support economic growth, and promote community engagement.

Measure Type	Related Measures	Directionality	FY2024	FY2025 Target	FY2025	FY2026 Target
Quantity	Number of businesses engaged by MOCRS	Neutral	New in 2025	New in 2025	250	Target not required

- Community Engagement (MOCRS): Engage with residents of the District in order to advance the priorities for the community.

Measure Type	Related Measures	Directionality	FY2024	FY2025 Target	FY2025	FY2026 Target
Quantity	Number of community meetings attended by MOCRS	Up is Better	New in 2025	New in 2025	72	400
Quantity	Number of constituents engaged (in office, hubs, or in the community)	Neutral	New in 2026	New in 2026	New in 2026	New in 2026
Quantity	Number of attendees at MOCRS events	Up is Better	New in 2026	New in 2026	New in 2026	New in 2026

4.20 MAYOR'S OFFICE OF TALENT AND APPOINTMENTS

Makes recommendations for outstanding community leaders to serve as appointed leadership staff or members to District boards and commissions.

Activities under Mayor's Office of Talent and Appointments:

1. Recruitment and Retention: Recruit and retain a high level of talent and expertise to fill open executive and excepted service positions as well as vacancies on District boards and commissions.

Measure Type	Related Measures	Directionality	FY2024	FY2025 Target	FY2025	FY2026 Target
Quantity	Number of Board and Commission Public member appointments	Neutral	New in 2025	New in 2025	467	Target not required
Quantity	Number of job or board recruitment events hosted by MOTA	Up is Better	New in 2026	New in 2026	New in 2026	New in 2026
Quantity	Percent of board and commission seats that are filled	Up is Better	New in 2026	New in 2026	New in 2026	New in 2026



EXECUTIVE OFFICE OF THE MAYOR
FY 2025 PERFORMANCE ACCOUNTABILITY REPORT
JANUARY 15, 2026

CONTENTS

Contents	2
1 Introduction	3
2 Executive Office of the Mayor Overview	5
3 Objectives	6
3.1 Community's Engagement	6
3.2 Engage for Civic Participation	6
3.3 Policy and Legislation	6
3.4 Dissemination of information and Public communication	6
3.5 Efficient, Transparent, and Responsive Government	6
4 Administrative Structures	7
4.1 Mayor's Office of General Counsel	7
4.2 Mayor's Office of Policy and Legislative Affairs	7
4.3 Mayor's Office of Federal and Regional Affairs	8
4.4 Mayor's Office of Communications	8
4.5 Mayor's Correspondence Unit	8
4.6 Mayor's Office of Scheduling and Advance	9
4.7 Mayor's Office of Community Affairs	9
4.8 Mayor's Office on African Affairs	9
4.9 Mayor's Office on African- American Affairs	10
4.10 Mayor's Office on Caribbean Community Affairs	11
4.11 Mayor's Office on Women's Policy and Initiatives	11
4.12 Mayor's Office of Volunteerism and Partnerships (Serve DC)	12
4.13 Mayor's Office of Community Relations and Services	12
4.14 Mayor's Office of the Clean City	13
4.15 Mayor's Office of Talent and Appointments	13
4.16 Mayor's Office of Religious Affairs	14
4.17 Mayor's Office of Nightlife and Culture	14

1 INTRODUCTION

This document is the Fiscal Year 2025 Performance Accountability Report (PAR) for the Executive Office of the Mayor.

The PAR is the second of two agency performance documents published each year. A Performance Plan is published at the start of the fiscal year when budget decisions have been finalized. A PAR is published in January following the end of the fiscal year. Each PAR assesses agency performance relative to its annual Performance Plan.

PAR Structure: PARs are comprised of agency Objectives, Administrative Structures (such as Divisions, Administrations, and Offices), Activities, Projects, and related Performance Measures. The following describes these plan components, and the types of performance measures agencies use to assess their performance.

Objectives: Objectives are statements of the desired benefits that are expected from the performance of an agency’s mission. They describe the goals of the agency.

Administrative Structures: Administrative Structures represent the organizational units of an agency, such as Departments, Divisions, or Offices.

Activities: Activities represent the programs and services an agency provides. They reflect what an agency does on a regular basis (e.g., processing permits).

Projects: Projects are planned efforts that end once a particular outcome or goal is achieved.

Measures: Performance Measures may be associated with any plan component, or with the agency overall. Performance Measures can address questions about an agency’s overall performance, the performance of an organizational unit, program, or service, or the implementation of a major project. Performance Measures can answer questions like “How much did we do?”, “How well did we do it?”, “How quickly did we do it?”, and “Is anyone better off?” as described in the table below.

Measures are printed in the Performance Plan along with the Objective, Administrative Structure, Activity, or Project that they measure.

Measure Type	Measure Description	Example
Quantity	Quantity measures assess the volume of work an agency performs. These measures can describe the inputs (e.g., requests or cases) that an agency receives or the work that an agency completes (e.g., licenses issued or cases closed). Quantity measures often start with the phrase “Number of...”.	“Number of public art projects completed”
Quality	Quality measures assess how well an agency’s work meets standards, specifications, resident needs, or resident expectations. These measures can directly describe the quality of decisions or products or they can assess resident feelings, like satisfaction.	“Percent of citations issued that were appealed”
Efficiency	Efficiency measures assess the resources an agency used to perform its work and the speed with which that work was performed. Efficiency measures can assess the unit cost to deliver a product or service, but typically these measures assess describe completion rates, processing times, and backlog.	“Percent of claims processed within 10 business days”
Outcome	Outcome measures assess the results or impact of an agency’s work. These measures describe the intended ultimate benefits associated with a program or service.	“Percent of families returning to homelessness within 6- 12 months”

(continued)

Measure Type	Measure Description	Example
Context	Context measures describe the circumstances or environment that the agency operates in. These measures are typically outside of the agency's direct control.	"Recidivism rate for 18-24 year-olds"
District-wide Indicators	District-wide indicators describe demographic, economic, and environmental trends in the District of Columbia that are relevant to the agency's work, but are not in the control of a single agency.	"Area median income"

Targets: Agencies set targets for most Performance Measures before the start of the fiscal year. Targets may represent goals, requirements, or national standards for a performance measure. Agencies strive to achieve targets each year, and agencies provide explanations for targets that are not met at the end of the fiscal year in their PAR.

Not all measures are associated with a target. Newly added measures do not require targets for the first year, as agencies determine a data-informed benchmark. Changes in some measures may not indicate better or worse performance. They may be "neutral" measures of demand or input or outside of the agency's direct control. In some cases, the relative improvement of a measure over a prior period is a more meaningful indicator than meeting or exceeding a particular numerical goal, so a target is not set.

2 EXECUTIVE OFFICE OF THE MAYOR OVERVIEW

Mission: The mission of the Executive Office of the Mayor (EOM) is to serve the public by supporting the Mayor in governing, including constituent engagement and media relations.

Summary of Services: EOM provides District agencies with vision and policy direction and provides agencies with the leadership, support, and oversight to implement specific policy goals and objectives, including building pathways to the middle class, through an improved education system, safe and clean neighborhoods, better job opportunities, and long-term investments in the city's infrastructure.

Objectives:

1. Community's Engagement
2. Engage for Civic Participation
3. Policy and Legislation
4. Dissemination of information and Public communication
5. Efficient, Transparent, and Responsive Government

Administrative Structures:

1. Mayor's Office of General Counsel
2. Mayor's Office of Talent and Appointments
3. Mayor's Office of Religious Affairs
4. Mayor's Office of Policy and Legislative Affairs
5. Mayor's Office of Nightlife and Culture
6. Mayor's Office of Federal and Regional Affairs
7. Mayor's Office of Communications
8. Mayor's Correspondence Unit
9. Mayor's Office of Scheduling and Advance
10. Mayor's Office of Community Affairs
11. Mayor's Office on African Affairs
12. Mayor's Office on African- American Affairs
13. Mayor's Office on Caribbean Community Affairs
14. Mayor's Office on Women's Policy and Initiatives
15. Mayor's Office of Volunteerism and Partnerships (Serve DC)
16. Mayor's Office of Community Relations and Services
17. Mayor's Office of the Clean City

3 OBJECTIVES

3.1 COMMUNITY’S ENGAGEMENT

Facilitate a high level of outreach and engagement with residents and businesses across all 8 wards.

No Related Measures

3.2 ENGAGE FOR CIVIC PARTICIPATION

Strengthen and promote the spirit of service.

No Related Measures

3.3 POLICY AND LEGISLATION

Provide vision, policy direction, leadership, support, and oversight and engage with Local, Regional, Federal and International governments.

No Related Measures

3.4 DISSEMINATION OF INFORMATION AND PUBLIC COMMUNICATION

Prompt and thorough response to constituent calls, written correspondence, information, public records, and requests for service.

No Related Measures

3.5 EFFICIENT, TRANSPARENT, AND RESPONSIVE GOVERNMENT

Create and maintain a highly efficient, transparent, and responsive District government.

Measure Type	Directionality	Q1	Q2	Q3	Q4	Annual	Target
Percent of agency staff who were employed as Management Supervisory Service (MSS) employees prior to 4/1 of the fiscal year that had completed an Advancing Racial Equity (AE2O4) training facilitated by ORE within the past two years							
Outcome	Up is Better	Annual	Annual	Annual	Annual	0%	Target not required
Percent of employees that are District residents							
Outcome	Up is Better	Annual	Annual	Annual	Annual	91.67%	Target not required
Percent of new hires that are District residents (Peoplesoft)							
Outcome	Up is Better	Annual	Annual	Annual	Annual	90.91%	Target not required
Percent of new hires that are current District residents and received a high school diploma from a DCPS or a District Public Charter School, or received an equivalent credential from the District of Columbia (eRecruit)							
Outcome	Up is Better	Annual	Annual	Annual	Annual	No data available	Target not required
Percent of required contractor evaluations submitted to the Office of Contracting and Procurement on time							
Outcome	Up is Better	Annual	Annual	Annual	Annual	66.67%	Target not required

4 ADMINISTRATIVE STRUCTURES

4.1 MAYOR'S OFFICE OF GENERAL COUNSEL

Advises the Mayor and other offices of the EOM on legal matters.

Activities under Mayor's Office of General Counsel:

Financial Disclosure (OGC)

Collect and review Financial disclosure statements from District Government public officials, ensuring transparency and accountability.

Measure Type	Directionality	Q1	Q2	Q3	Q4	Annual	Target
Percent of internal deadlines met for BEGA's financial disclosure process							
Efficiency	Up is Better	Annual	Annual	Annual	Annual	100%	New in 2025

FOIA Requests (OGC)

Respond to Freedom of Information Act (FOIA) requests as they are submitted to EOM.

Measure Type	Directionality	Q1	Q2	Q3	Q4	Annual	Target
Number of FOIA requests received in the year							
Quantity	Neutral	Annual	Annual	Annual	Annual	105	New in 2025
Average number of days unfulfilled requests have been pending as of September 30th							
Efficiency	Down is Better	Annual	Annual	Annual	Annual	No data available	New in 2025
Number of FOIA requests fulfilled within 15 days							
Efficiency	Up is Better	Annual	Annual	Annual	Annual	73	New in 2025
Number of FOIA requests fulfilled within 25 days							
Efficiency	Up is Better	Annual	Annual	Annual	Annual	90	New in 2025

4.2 MAYOR'S OFFICE OF POLICY AND LEGISLATIVE AFFAIRS

Coordinates the policy decision-making process by offering policy analysis and advice to inform the implementation of the Mayor's legislative and policy agenda. Responsibilities include Council relations, policy development, and legislative support.

Activities under Mayor's Office of Policy and Legislative Affairs:

Analysis and Advice (MOPLA)

Conducts Analyses and provide advice to inform the implementation of the Mayor's legislative and policy agenda.

Measure Type	Directionality	Q1	Q2	Q3	Q4	Annual	Target
Number of contracts, bills and nominees submitted to Council							
Quantity	Neutral	Annual	Annual	Annual	Annual	749	New in 2025

4.3 MAYOR’S OFFICE OF FEDERAL AND REGIONAL AFFAIRS

Coordinates with federal and regional partners by offering policy analysis and advice in federal and regional affairs to pursue the Mayor’s goals on federal and regional issues. Responsibilities include federal relations, regional relations, and legislative support.

Activities under Mayor’s Office of Federal and Regional Affairs:

Engagement (MOFRA)

Engage with federal and regional governments in order to advances the executive’s priorities for the people of the District of Columbia.

Measure Type	Directionality	Q1	Q2	Q3	Q4	Annual	Target
Number of engagements with local, regional, and federal government							
Quantity	Neutral	Annual	Annual	Annual	Annual	512	New in 2025

4.4 MAYOR’S OFFICE OF COMMUNICATIONS

Responsible for creating and coordinating direct dialogue between Mayor Bowser and the public by providing strategic communication direction, media relations, public information dissemination, agency communications review and coordination, government-wide communication standards, and guidance to and training opportunities for Bowser Administration public information officers in each agency. Works to ensure that the media, residents of and visitors to the District, and District employees have access to accurate, timely information from the Mayor.

Activities under Mayor’s Office of Communications:

Effective Communication (MOC)

Responds to written correspondence sent to the Mayor in a timely, thoughtful, and helpful manner.

Measure Type	Directionality	Q1	Q2	Q3	Q4	Annual	Target
Number of mayoral announcements							
Quantity	Up is Better	4	3	47	45	99	New in 2025
Number of placed external media stories							
Quantity	Up is Better	Annual	Annual	Annual	Annual	218	New in 2025
Number of social media posts							
Quantity	Up is Better	72	110	226	187	595	New in 2025

4.5 MAYOR’S CORRESPONDENCE UNIT

Receives written correspondence sent to the Mayor and ensures responses from relevant department. MCU manages the ANC Portal which Advisory Neighborhood Commissions use to upload official actions taken. Lastly, writes ceremonial letters celebrating residents’ happy occasions as well as offering condolences when they lose a loved one.

Activities under Mayor’s Correspondence Unit:

Correspondence Services (MCU)

Manages correspondence to and from the Mayor.

Measure Type	Directionality	Q1	Q2	Q3	Q4	Annual	Target
Number of ceremonial letters from the Mayor							
Quantity	Neutral	94	96	195	201	586	New in 2025
Number of open correspondence requests past 90 days							
Quantity	Down is Better	No data available	No data available	45	48	93	New in 2025
Number of written correspondence responded to							
Quantity	Neutral	2,802	716	589	923	5,030	New in 2025
Number of written correspondence sent to the Mayor							
Quantity	Neutral	2,922	973	756	998	5,649	New in 2025
Percent of correspondence requests acknowledged within 30 days							
Efficiency	Up is Better	No data available	No data available	No data available	No data available	No data available	New in 2025

4.6 MAYOR'S OFFICE OF SCHEDULING AND ADVANCE

Responsible for improving public awareness and involvement in the work of the Bowser Administration

Activities under Mayor's Office of Scheduling and Advance:

Scheduling Services (MOSA)

Processes scheduling requests and correspondence for the Mayor and provides oversight of the Mayor's public engagements.

Measure Type	Directionality	Q1	Q2	Q3	Q4	Annual	Target
Number of events across all 8 wards							
Quantity	Neutral	80	77	92	97	346	New in 2025

4.7 MAYOR'S OFFICE OF COMMUNITY AFFAIRS

Provides essential connections between District of Columbia residents and the Executive Office of the Mayor.

Activities under Mayor's Office of Community Affairs:

Strengthening Communities

Creates relationships between community and government. Develop communication and relationship across all 8 wards.

Measure Type	Directionality	Q1	Q2	Q3	Q4	Annual	Target
Number of community partners established via grant programs							
Quantity	Up is Better	Annual	Annual	Annual	Annual	179	New in 2025

4.8 MAYOR'S OFFICE ON AFRICAN AFFAIRS

Provides constituent services and information to the African communities through programmatic activities and outreach material; serves as a liaison between the Mayor, African communities, and District government agencies; and briefs the Mayor and District government agencies about needs and interests of the African residents of the District of Columbia

Activities under Mayor’s Office on African Affairs:

Resource Access (MOAA)

Organizes and participates in a variety of awareness campaigns to ensure the District’s African community has access to local services and resources.

Measure Type	Directionality	Q1	Q2	Q3	Q4	Annual	Target
Number of events organized or cosponsor by MOAA							
Quantity	Up is Better	2	6	1	6	15	New in 2025

Community Grants (African Affairs)

Award funding to African community-based organizations whose programs provide culturally and/or linguistically targeted services and resources to the District’s African residents and businesses.

Measure Type	Directionality	Q1	Q2	Q3	Q4	Annual	Target
Number of people touched by MOAA’s Grant Programs							
Quantity	Up is Better	3,673	1,628	1,226	9,024	15,551	New in 2025
Number of African community-based organizations awarded							
Quantity	Up is Better	Annual	Annual	Annual	Annual	14	New in 2025

4.9 MAYOR’S OFFICE ON AFRICAN- AMERICAN AFFAIRS

Provides constituent services and information to the African-American communities in the District of Columbia through programmatic activities and outreach material; serves as a liaison between the Mayor, African-American communities, and District government agencies; and briefs the Mayor and District government agencies about needs and interests of the African-American residents of the District of Columbia

Activities under Mayor’s Office on African- American Affairs:

Resource Access (MOAAA)

Organizes and participates in a variety of awareness campaigns to ensure the District’s African-American community has access to local services and resources.

Measure Type	Directionality	Q1	Q2	Q3	Q4	Annual	Target
Number of events organized or cosponsored by MOAAA							
Quantity	Up is Better	0	5	4	0	9	New in 2025

Community Grants (African- American Affairs)

Convene community organizations and expand the capacity of community organizations focused on the African American community through MOAAA’s Community Grant.

Measure Type	Directionality	Q1	Q2	Q3	Q4	Annual	Target
Number of African-American community-based organizations awarded							
Quantity	Up is Better	Annual	Annual	Annual	Annual	19	New in 2025

(continued)

Measure Type	Directionality	Q1	Q2	Q3	Q4	Annual	Target
Number of people touched by MOAAA's Grants program							
Quantity	Up is Better	1,062	1,748	1,059	5,681	9,550	New in 2025

4.10 MAYOR'S OFFICE ON CARIBBEAN COMMUNITY AFFAIRS

Provides constituent services and information to the District's Caribbean community through programmatic activities and outreach materials; serves as a liaison between the Mayor, the Caribbean community, and District government agencies; and briefs the Mayor and District government agencies about the needs and concerns of the Caribbean population of the District of Columbia

Measure Type	Directionality	Q1	Q2	Q3	Q4	Annual	Target
Number of Caribbean Community Affairs community-based organizations awarded							
Quantity	Up is Better	Annual	Annual	Annual	Annual	No incidents	New in 2025
Number of people touched MOCCA's grants program							
Quantity	Up is Better	No incidents	No incidents	No incidents	No incidents	No incidents	New in 2025

Activities under Mayor's Office on Caribbean Community Affairs:

Resource Access (MOCCA)

Organizes and participates in a variety of awareness campaigns to ensure the District's Caribbean community has access to local services and resources.

Measure Type	Directionality	Q1	Q2	Q3	Q4	Annual	Target
Number of events organized or cosponsored by the MOCCA							
Quantity	Up is Better	1	2	14	6	23	New in 2025

4.11 MAYOR'S OFFICE ON WOMEN'S POLICY AND INITIATIVES

Provides constituent services and information to women through programmatic activities and outreach materials; serves as a liaison between the Mayor, women, and District government agencies; and briefs the Mayor and District government agencies about the needs and interests of the women of the District of Columbia

Activities under Mayor's Office on Women's Policy and Initiatives:

Resource Access (MOWPI)

Organizes and participates in a variety of awareness campaigns to ensure the District's female community has access to local services and resources.

Measure Type	Directionality	Q1	Q2	Q3	Q4	Annual	Target
Number of events organized or cosponsored by the MOWPI							
Quantity	Up is Better	31	15	16	39	101	New in 2025

4.12 MAYOR'S OFFICE OF VOLUNTEERISM AND PARTNERSHIPS (SERVE DC)

The Office serves as the District of Columbia's Commission on National and Community Service. The mission of the office is to strengthen and promote the spirit of service through partnerships, national service, and volunteerism by coordinating regular and episodic volunteer opportunities as well as serving as the nexus for all volunteer partnerships and related councils, coalitions, and commissions.

Activities under Mayor's Office of Volunteerism and Partnerships (Serve DC):

District Donations Management (ServeDC)

Provide technical assistance and donations management training to District agencies.

Measure Type	Directionality	Q1	Q2	Q3	Q4	Annual	Target
Number of technical assistance and donations management training provided							
Quantity	Neutral	1	0	5	61	67	New in 2025

Volunteerism

Ensuring residents play a major role in making their communities safer, stronger and better prepared to address threats of terrorism, crime, and disasters.

Measure Type	Directionality	Q1	Q2	Q3	Q4	Annual	Target
Number of services volunteers participated in							
Quantity	Neutral	4	10	58	47	119	New in 2025
Number of volunteers							
Quantity	Neutral	101	228	103	79	511	New in 2025

4.13 MAYOR'S OFFICE OF COMMUNITY RELATIONS AND SERVICES

Serves as the Mayor's primary constituent services organization by providing rapid and complete responses to constituent requests, complaints, and questions.

Activities under Mayor's Office of Community Relations and Services:

Community Walks (MOCRS)

MOCRS engages in walkthroughs of Wards in order to create a direct link between District residents, their Mayor and the Government of the District of Columbia.

No Related Measures

Constituent Services (MOCRS)

Provides rapid and complete responses to constituent requests, complaints, and questions.

Measure Type	Directionality	Q1	Q2	Q3	Q4	Annual	Target
Number of 311 requests submitted by MOCRS							
Quantity	Down is Better	749	754	949	268	2,720	New in 2025
Number of constituent requests, complaints, and questions received							

(continued)

Measure Type	Directionality	Q1	Q2	Q3	Q4	Annual	Target
Quantity	Neutral	508	576	322	138	1,544	New in 2025
Number of constituents engaged in office							
Quantity	Neutral	72	57	164	67	360	New in 2025

Community Engagement (MOCRS)

Engage with residents of the District in order to advance the priorities for the community.

Measure Type	Directionality	Q1	Q2	Q3	Q4	Annual	Target
Number of community meetings attended by MOCRS							
Quantity	Up is Better	109	122	94	72	397	New in 2025

4.14 MAYOR'S OFFICE OF THE CLEAN CITY

The Mayor's Office of the Clean City (MOCC) bridges the work of agencies and community partners to achieve a clean, safe, and healthy District of Columbia. It serves as the central point of contact and champion within the Mayor's Administration for preventing and reducing litter and trash pollution.

Activities under Mayor's Office of the Clean City:

Cleaning Events

Initiative to clean up the District of Columbia and maintain its cleanliness.

Measure Type	Directionality	Q1	Q2	Q3	Q4	Annual	Target
Number of Roll Off - Clean up Events organized							
Quantity	Up is Better	0	5	4	5	14	New in 2025
Number of clean ups partnered with residents							
Quantity	Up is Better	2	59	66	48	175	New in 2025
Number of pet waste bags distributed							
Quantity	Neutral	420	5,880	5,890	0	12,190	New in 2025

4.15 MAYOR'S OFFICE OF TALENT AND APPOINTMENTS

Makes recommendations for outstanding community leaders to serve as appointed leadership staff or members to District boards and commissions.

Activities under Mayor's Office of Talent and Appointments:

Recruitment and Retention

Recruit and retain a high level of talent and expertise to fill open executive and excepted service positions as well as vacancies on District boards and commissions.

Measure Type	Directionality	Q1	Q2	Q3	Q4	Annual	Target
Number of Board and Commission Public member appointments							
Quantity	Neutral	117	128	74	148	467	New in 2025
Number of board and commission applications							
Quantity	Down is Better	158	175	119	224	676	New in 2025
Number of job applications							
Quantity	Neutral	1,018	1,163	464	590	3,235	New in 2025
Percent of board and commission seats that are vacant							
Quantity	Down is Better	Annual	Annual	Annual	Annual	24%	New in 2025
Percent of excepted service positions filled							
Quantity	Up is Better	92%	96%	97%	95%	95%	New in 2025

4.16 MAYOR'S OFFICE OF RELIGIOUS AFFAIRS

Provides constituent services and information to the religious communities through programmatic activities and outreach materials; serves as a liaison between the Mayor, the religious communities, and District government agencies; and briefs the Mayor and District government agencies about the needs and interests of the religious communities of the District of Columbia

Measure Type	Directionality	Q1	Q2	Q3	Q4	Annual	Target
Number of events organized or cosponsor by the Mayor's Office of Religious Affairs							
Quantity	Up is Better	2	1	1	0	4	New in 2025

Activities under Mayor's Office of Religious Affairs:

Resource Access (Religious Affairs)

Organizes and participates in a variety of awareness campaigns to ensure the District's religious community has access to local services and resources.

No Related Measures

4.17 MAYOR'S OFFICE OF NIGHTLIFE AND CULTURE

Promotes efficiencies for the District's after-hours economy by serving as a central point of contact between the District government, the nightlife industry, and District residents

Activities under Mayor's Office of Nightlife and Culture:

Policy and Regulation Trainings

Educate nightlife establishments on existing district policies and regulations through quarterly trainings.

No Related Measures